



2024 Hockey East NCAA Tournament Press Kit



TOURNAMENT QUICK REFERENCE

YEAR	CHAMPIONSHIP GAME	TOURNAMENT MVP
1985	Providence 2, Boston College 1 (2OT)	Chris Terreri - PC
1986	Boston University 9, Boston College 4	Peter Marshall - BU
1987	Boston College 4, Maine 2	Brian Leetch - BC
1988	Northeastern 4, Maine 3	Bruce Racine - NU
1989	Maine 5, Boston College 4	Bob Beers - Maine
1990	Boston College 4, Maine 3	Scott LaGrand - BC
1991	Boston University 4, Maine 3 (OT)	Shawn McEachern - BU
1992	Maine 4, New Hampshire 1	Scott Pellerin - Maine
1993	Maine 5, Boston University 2	Jim Montgomery - Maine
1994	Boston University 3, UMass Lowell 2	Dwayne Roloson - UML
1995	Boston University 3, Providence 2	Bob Bell - PC
1996	Providence 3, Maine 2	Joe Hulbig - PC
1997	Boston University 4, New Hampshire 2	Michel Larocque - BU
1998	Boston College 3, Maine 2	Marty Reasoner - BC
1999	Boston College 5, New Hampshire 4 (OT)	Blake Bellefeuille - BC
2000	Maine 2, Boston College 1	Niko Dimitrakos - Maine
2001	Boston College 5, Providence 3	Chuck Kobasew - BC
2002	New Hampshire 3, Maine 1	Darren Haydar - UNH
2003	New Hampshire 1, Boston University 0 (OT)	Sean Fields - BU
2004	Maine 2, UMass 1 (3OT)	Jimmy Howard - Maine
2005	Boston College 3, New Hampshire 1	Brian Boyle - BC
2006	Boston University 2, Boston College 1 (OT)	David Van der Gulik - BU
2007	Boston College 5, New Hampshire 2	Brock Bradford - BC
2008	Boston College 4, Vermont 0	Nathan Gerbe - BC
2009	Boston University 1, UMass Lowell 0	Kieran Millan - BU
2010	Boston College 7, Maine 6 (OT)	Matt Lombardi - BC
2011	Boston College 5, Merrimack 3	Cam Atkinson - BC
2012	Boston College 4, Maine 1	Johnny Gaudreau - BC
2013	UMass Lowell 1, Boston University 0	Connor Hellebuyck - UML
2014	UMass Lowell 4, New Hampshire 0	Connor Hellebuyck - UML
2015	Boston University 5, UMass Lowell 3	Jack Eichel - BU
2016	Northeastern 3, UMass Lowell 1	Kevin Boyle - UML
2017	UMass Lowell 4, Boston College 3	C.J. Smith - UML
2018	Boston University 2, Providence 0	Jake Oettinger - BU
2019	Northeastern 3, Boston College 2	Cayden Primeau - NU
2020	<i>No Tournament Held (COVID-19)</i>	--
2021	Massachusetts 1, UMass Lowell 0	Bobby Trivigno - UMass
2022	Massachusetts 2, UConn 1 (OT)	Bobby Trivigno - UMass
2023	Boston University 3, Merrimack 2 (OT)	Lane Hutson - BU
2024	Boston College 6, Boston University 2	Will Smith - BC

2024 HOCKEY EAST TOURNAMENT

OPENING ROUND

No. 6 UNH def. No. 11 UML (1-0)
 No. 7 NU def. No. 10 MC (4-0)
 No. 8 UConn def. No. 9 UVM (4-1)

QUARTERFINALS

No. 1 BC def. No. 8 UConn (5-4)
 No. 2 BU def. No. 7 NU (4-2)
 No. 3 Maine def. No. 6 UNH (5-0)
 No. 5 UMass def. No. 4 PC (3-1)

SEMIFINALS

No. 1 BC def. No. 5 UMass (8-1)
 No. 2 BU def. No. 3 Maine (4-1)

CHAMPIONSHIP

No. 1 BC def. No. 2 BU (6-2)

Steve Nazro All-Tournament Team

G: Jacob Fowler, BC (Fr.)
 D: Lane Hutson, BU (So.)
 D: Eamon Powell, BC (Sr.)
 F: Will Smith, BC (Fr.) - MVP
 F: Cutter Gauthier, BC (So.)
 F: Gabe Perreault, BC (Fr.)

TOURNAMENT BREAKDOWN

Team	App.	Record	Titles	Last	2nd	Semis	MVPs
Boston College	39	79-37-2	12	2024	7	27	12
Boston University	39	81-44-1	10	2023	4	27	9
UConn	8	3-12-0	0	-	1	1	0
Maine	36	57-46-0	5	2004	9	20	5
Massachusetts	26	21-39-0	2	2022	1	7	2
UMass Lowell	35	51-54-3	3	2017	5	21	5
Merrimack	26	18-45-0	0	-	2	3	0
New Hampshire	37	56-50-2	2	2003	6	17	1
Northeastern	32	33-48-1	3	2019	0	11	2
Providence	36	45-55-1	2	1996	3	17	3
Vermont	16	19-29-0	0	-	1	3	0

REGULAR SEASON QUICK REFERENCE

Year	Season Champion	Player of the Year	Rookie of the Year	Coach of the Year	Scoring Leader	GAA Leader
1984-85	Boston College 24-9-1	Chris Terreri Providence	Ken Hodge Boston College	Len Ceglarski Boston College	Tim Army, PC 60 points	Chris Terreri, PC 3.49 GAA
1985-86	Boston College (2) 23-9-2	Scott Harlow Boston College	Scott Young, BU Al Loring, ME	Jack Parker Boston University	Scott Harlow, BC 67 points	Scott Gordon, BC 3.42 GAA
1986-87	Boston College (3) 26-6-0	Brian Leetch Boston College	Brian Leetch Boston College	Bill Riley, Jr. Lowell	Craig Janney, BC 74 points	Scott King, ME 3.06 GAA
1987-88	Maine 20-4-2	Mike McHugh Maine	Mario Thyer Maine	Shawn Walsh Maine	David Capuano, ME 59 points	Scott King, ME 2.97 GAA
1988-89	Boston College (4) 16-6-4	Greg Brown Boston College	Rob Gaudreau, PC Scott Pellerin, ME	Fern Flaman Northeastern	Tim Sweeney, BC 48 points	David Littman, BC 3.04 GAA
1989-90	Boston College (5) 15-6-0	Greg Brown Boston College	Scott Cashman Boston University	Shawn Walsh (2) Maine	David Emma, BC 44 points	Scott King, ME 2.35 GAA
1990-91	Boston College (6) 16-5-0	David Emma Boston College	Jeff Levy New Hampshire	Dick Umile New Hampshire	David Emma, BC 51 points	Scott LaGrand, BC 3.02 GAA
1991-92	New Hampshire 15-4-2	Scott Pellerin Maine	Ian Moran, BC Craig Darby, PC	Jack Parker (2) Boston University	Mike Boback, PC 39 points	Derek Herlofsky, BU 2.45 GAA
1992-93	Maine (2) 22-1-1	Paul Kariya Maine	Paul Kariya Maine	Shawn Walsh (3) Maine	Paul Kariya, ME 63 points	Garth Snow, ME 2.01 GAA
1993-94	Boston University 21-3-0	Dwayne Roloson UMass Lowell	Greg Bullock UMass Lowell	Bruce Crowder UMass Lowell	Mike Pomichter, BU 33 points	Derek Herlofsky, BU 2.27 GAA
1994-95	BU 16-5-3 (2) Maine 15-3-6 (3)	Chris Imes Maine	Mark Mowers New Hampshire	Shawn Walsh (4) Maine	Greg Bullock, UML 47 points	Blair Allison, ME 2.72 GAA
1995-96	Boston University (3) 17-5-2	Jay Pandolfo Boston University	Marty Reasoner Boston College	Bruce Crowder (2) UMass Lowell	Chris Drury, BU 42 points	Tom Noble, BU 2.89 GAA
1996-97	BU 16-4-4 (4) UNH 18-6-0 (2)	Chris Drury Boston University	Greg Koehler UMass Lowell	Dick Umile (2) New Hampshire	Chris Drury, BU 41 points	Michel Larocque, BU 2.57 GAA
1997-98	Boston University (5) 18-4-2	Chris Drury Boston University	Brian Gionta Boston College	Bruce Crowder (3) Northeastern	Tom Nolan, UNH (42) Marty Reasoner, BC	Michel Larocque, BU 1.74 GAA
1998-99	New Hampshire (3) 18-3-3	Jason Krog New Hampshire	Darren Haydar New Hampshire	Dick Umile (3) New Hampshire	Jason Krog, UNH 53 points	Ty Conklin, UNH 1.64 GAA
1999-00	Boston University (6) 15-3-6	Ty Conklin, UNH Mike Mottau, BC	Rick DiPietro Boston University	Jack Parker (3) Boston University	Cory Larose, ME 33 points	Scott Clemmensen, BC 1.98 GAA
2000-01	Boston College (7) 17-5-2	Brian Gionta Boston College	Chuck Kobasew Boston College	Paul Pooley Providence	Brian Gionta, BC 35 points	Ty Conklin, UNH 1.83 GAA
2001-02	New Hampshire (4) 17-4-3	Darren Haydar New Hampshire	Sean Collins New Hampshire	Dick Umile (4) New Hampshire	Darren Haydar, UNH 42 points	Mike Ayers, UNH 1.79 GAA
2002-03	BC 16-6-2 (8) UNH 15-5-4 (5)	Mike Ayers, UNH Ben Eaves, BC	Jimmy Howard Maine	Don Cahoon Massachusetts	Ben Eaves, BC 42 points	Matti Kaltainen, BC 2.20 GAA, .898 save%
2003-04	Boston College (9) 17-4-3	Steve Saviano New Hampshire	Michel Léveillé Maine	Jerry York Boston College	Ryan Shannon, BC Tony Voce, BC (27 points)	Jimmy Howard, ME 1.15 GAA, .953 save%
2004-05	Boston College (10) 14-3-7	Patrick Eaves Boston College	Peter Vetri UMass Lowell	Jack Parker (4) Boston University	Jason Guerriero, NU 34 points	Matti Kaltainen, BC 1.81 GAA, .921 save%

REGULAR SEASON QUICK REFERENCE

Year	Season Champion	Player of the Year	Rookie of the Year	Coach of the Year	Scoring Leader	GAA Leader
2005-06	Boston University (7) 17-7-3	Chris Collins Boston College	Brandon Yip Boston University	Jack Parker (5) Boston University	Chris Collins, BC 39 points	Cory Schneider, BC 1.96 GAA, .932 save%
2006-07	New Hampshire (6) 18-7-2	John Curry Boston University	Teddy Purcell Maine	Dick Umile (5) New Hampshire	Brian Boyle, BC 37 points	John Curry, BU 1.85 GAA, .934 save%
2007-08	New Hampshire (7) 19-5-3	Kevin Regan New Hampshire	Colin Wilson Boston University	Kevin Sneddon Vermont	Bryan Ewing, BU 35 points	Kevin Regan, UNH 1.83 GAA, .940 save%
2008-09	Boston University (8) 18-5-4	Brad Thiessen Northeastern	Kieran Millan Boston University	Greg Cronin Northeastern	James Marcou, UMass Colin Wilson, BU 35 points	Brad Thiessen, NU 2.09 GAA, .932 save%
2009-10	New Hampshire (8) 15-6-6	Bobby Butler New Hampshire	Stephane Da Costa Merrimack	Mark Dennehy, MC Dick Umile, UNH (6)	Bobby Butler, UNH Gustav Nyquist, ME 41 points	Carter Hutton, UML 2.35 GAA, .925 save%
2010-11	Boston College (11) 20-6-1	Paul Thompson New Hampshire	Charlie Coyle Boston University	Jerry York (2) Boston College	Paul Thompson, UNH 42 points	John Muse, BC 1.84 GAA, .933 save%
2011-12	Boston College (12) 19-7-1	Spencer Abbott Maine	Scott Wilson UMass Lowell	Norm Bazin UMass Lowell	Spencer Abbott, ME 38 points	Parker Milner, BC 1.85 GAA, .928 save%
2012-13	UMass Lowell 16-9-2	Johnny Gaudreau Boston College	Jon Gillies Providence	Norm Bazin (2) UMass Lowell	Johnny Gaudreau, BC 36 points	Connor Hellebuyck 1.38 GAA, .948 save%
2013-14	Boston College (13) 16-2-2	Johnny Gaudreau Boston College	Mario Puskarich Vermont	Jerry York (3) Boston College	Johnny Gaudreau, BC 36 points	Thatcher Demko, BC 1.35 GAA, .948 save%
2014-15	Boston University (9) 14-5-3	Jack Eichel * Boston University	Jack Eichel Boston University	David Quinn Boston University	Jack Eichel, BU 44 points	Jon Gillies, PC 1.74 GAA, .939 save%
2015-16	BC 15-2-5 (14) PC 16-3-3	Thatcher Demko - BC Kevin Boyle - UML	Colin White Boston College	Nate Leaman Providence	Andrew Poturalski, UNH 31 points	Nick Ellis, PC 1.80 GAA, .936 save%
2016-17	UML 14-7-1 (2) BU 13-6-3 (10) BC 13-6-3 (15)	Zach Aston-Reese Northeastern	Clayton Keller Boston University	Norm Bazin (3) UMass Lowell	Tyler Kelleher, UNH 37 points	Jake Oettinger, BU 2.09, .927 save%
2017-18	Boston College (16) 18-6-0	Adam Gaudette Northeastern	Logan Hutsko Boston College	Jerry York (4) Boston College	Adam Gaudette, NU 35 points	Cayden Primeau, NU 1.79 GAA, .937 save%
2018-19	Massachusetts 18-6-0	Cale Makar Massachusetts	Joel Farabee Boston University	Greg Carvel Massachusetts	Mitchell Chaffee, UMass 31 points	Hayden Hawkey, PC 1.74 GAA, .923 save%
2019-20	Boston College (17) 17-6-1	Jeremy Swayman Maine	Alex Newhook Boston College	Dennis "Red" Gendron Maine	Jack Dugan, PC 35 points	Matt Murray, UMA 1.88 GAA, .917 save%
2020-21	COVID-19 --	Spencer Knight Boston College	Josh Lopina, UMA Nikita Nesterenko, BC	Jerry York (5) Boston College	Jonny Evans, UConn 28 points	Filip Lindberg, UMA 1.61 GAA, .937 save%
2021-22	Northeastern 15-8-1	Bobby Trivigno Massachusetts	Devon Levi Northeastern	Jerry Keefe Northeastern	Bobby Trivigno, UMass 32 points	Devon Levi, NU 1.64 GAA, .951 save%
2022-23	Boston University (11) 18-6-0	Devon Levi Northeastern	Lane Hutson Boston University	Jay Pandolfo Boston University	Lane Hutson, BU !* 34 points	Devon Levi, NU 1.81 GAA, .947 save%
2023-24	Boston College (18) 20-3-1	Macklin Celebrini * Boston University	Macklin Celebrini Boston University	Greg Brown Boston College	Macklin Celebrini, BU * 44 points	Jakob Hellsten, UNH 2.06 GAA, .908 save%

TOURNAMENT COACHING RECORDS

Coach	School	Years	Games	Record	Titles
Jerry York	Boston College	1995 - 2023	91	65-25-1	9 ('98, '99, '01, '05, '07, '08, '10, '11, '12)
Jack Parker	Boston University	1985 - 2013	98	62-35-1	7 ('86, '91, '94, '95, '97, '06, '09)
Dick Umile	New Hampshire	1991 - 2018	93	51-41-1	2 ('02, '03)
Shawn Walsh	Maine	1985 - 2001 ^	45	31-14	4 ('89, '92, '93, '00)
Tim Whitehead	Career	1997 - 2013	49	24-24-1	1 ('04)
	<i>UMass Lowell</i>	<i>1997-2001</i>	<i>14</i>	<i>6-7-1</i>	--
	<i>Maine</i>	<i>2002-2013</i>	<i>35</i>	<i>18-17-0</i>	<i>1 ('04)</i>
Norm Bazin *	UMass Lowell	2012 -	40	25-15	3 ('13, '14, '17)
Nate Leaman *	Providence	2012 -	36	20-16	--
Kevin Sneddon	Vermont	2004 - 2020	43	18-25	--
Jim Madigan	Northeastern	2012 - 21	23	15-8	2 ('16, '19)
Paul Pooley	Providence	1995 - 2005	32	13-19	1 ('96)
David Quinn	Boston University	2013 - 2018	16	12-4	2 ('15, '18)
Mark Dennehy	Merrimack	2006 - 2018	29	12-17	--
Greg Carvel *	Massachusetts	2016 -	19	11-8	2 ('21, '22)
Len Ceglarski	Boston College	1985 - 1992	18	10-7-1	2 ('87, '90)
Bruce Crowder	Career	1992-96, 2005-11	29	10-19-1	--
	<i>UMass Lowell</i>	<i>1992 - 1996</i>	<i>16</i>	<i>8-7-1</i>	--
	<i>Northeastern</i>	<i>2005 - 11</i>	<i>14</i>	<i>2-12-0</i>	--
Mike McShane	Providence	1986 - 1994	23	9-13-1	--
Jeff Jackson	Notre Dame	2014 -	16	8-8	--
Greg Cronin	Career	1996, 2005-11	17	8-9	--
	<i>Maine</i>	<i>1996 ^</i>	<i>4</i>	<i>3-1</i>	--
	<i>Northeastern</i>	<i>2005 - 11</i>	<i>13</i>	<i>5-8</i>	--
Don "Toot" Cahoon	Massachusetts	2001 - 2012	25	8-17	--
Blaise McDonald	UMass Lowell	2001 - 2011	22	7-15	--
Fern Flaman	Northeastern	1985 - 89	12	5-7	1 ('88)
Fernie Flaman	Northeastern	1985 - 1989	12	5-7	--
Bill Riley	UMass Lowell	1985 - 1991	16	5-10-1	--
Jay Pandolfo *	Boston University	2023 -	6	5-1	1 ('23)
Greg Brown *	Boston College	2023 -	5	4-1	1 ('24)
Steve Stirling	Providence	1985	4	4-0	1 ('85)
Steve Cedorchuk	Boston College	1993 - 1994	4	4-0	--
Steve Stirling	Providence	1985	4	4-0	--
Red Gendron	Maine	2013 -	17	4-13	--
Ron Anderson	Merrimack	1985 - 1998	16	3-13	--
Scott Borek *	Merrimack	2019 -	6	3-3	--
Mike Cavanaugh *	UConn	2014 -	15	3-12	--
Bob Kullen	New Hampshire	1987-1990	5	2-3	--
Don McKenney	Northeastern	1990 - 1991	5	2-3	--
Albie O'Connell	Boston University	2019 - 2022	6	2-4	--
Ben Smith	Northeastern	1992 - 1996	10	2-7-1	--
Jerry Keefe *	Northeastern	2022 -	5	2-3	--
Charlie Holt	New Hampshire	1985 - 1986	4	1-2	--
Todd Woodcroft	Vermont	2021 - 2022	4	1-3	--
Mike Souza *	New Hampshire	2019 -	8	2-6	--
John Micheletto	Massachusetts	2013 - 2016	6	1-5	--
Joe Mallen	Massachusetts	1994 - 2000	10	1-9	--
Ben Barr *	Maine	2022 -	3	1-2	--
Steve Wiedler *	Vermont	2024 -	1	0-1	--
Tim Army	Providence	2006 - 2011	6	0-6	--
Chris Serino	Merrimack	1999 - 2005	12	0-12	--

^ Shawn Walsh was suspended for the 1996 tournament and Greg Cronin served as head coach as of March 25, 2024

ALL-TIME TOURNAMENT RESULTS

Season	Opening Round	Quarterfinals	Semifinals	Final	Consolation
1985	--	No. 5 UL def. No. 4 UNH (7-6, 4-8, 1-0) No. 2 BU def. No. 7 ME (7-4, 4-2) No. 3 PC def. No. 6 NU (3-2, 3-0)	No. 3 PC def. No. 2 BU (5-2) No. 1 BC def. No. 5 UL (6-5)	No. 3 PC def. No. 1 BC (2-1, 2OT)	No. 2 BU def. No. 5 UML (6-4)
1986	--	No. 6 UL def. No. 3 NU (4-2, 3-4) No. 2 BU def. No. 7 UNH (1-1, 4-3) No. 4 PC def. No. 5 ME (5-4, 5-2)	No. 2 BU def. No. 4 PC (3-2) No. 1 BC def. No. 6 UL (5-2)	No. 2 BU def. No. 1 BC (9-4)	No. 6 UML 8 def. No. 4 PC (8-5)
1987	--	No. 3 NU def. No. 4 BU (3-2) No. 3 ME def. No. 6 PC (5-2)	No. 3 Maine def. No. 2 UL (5-4) No. 1 BC def. No. 5 NU (9-3)	No. 1 BC def. No. 3 ME (4-2)	--
1988	--	No. 4 UL def. No. 5 BC (3-3, 5-2) No. 6 PC def. No. 3 BU (3-2, 6-4)	No. 2 NU def. No. 4 UL (3-1, 1-2) No. 1 ME def. No. 6 PC (6-5, 11-2)	No. 2 NU def. No. 1 ME (4-3)	--
1989	--	No. 4 PC def. No. 5 BU (3-2) No. 3 NU def. No. 6 UNH (5-4, OT)	No. 1 BC def. No. 4 PC (6-5, 2OT) No. 2 Maine def. No. 3 NU (3-2, OT)	No. 2 Maine def. No. 1 BC (5-4)	No. 4 PC def. No. 3 NU (3-2)
1990	--	No. 1 BC def. No. 8 MC (3-1, 3-6, 8-5) No. 2 ME def. No. 7 UL (7-3, 16-0) No. 3 BU def. No. 6 NU (3-4, 5-2, 5-3) No. 5 UNH def. No. 4 PC (1-5, 2-0, 7-4)	No. ME def. No. 3 BU, 3-1 No. 1 BC def. No. 5 UNH, 5-4 (OT)	No. 1 BC def. No. 3 ME, 4-3	--
1991	--	No. 8 NU def. No. 1 BC (6-5) No. 2 ME def. No. 7 UML (5-3) No. 3 BU def. No. 6 MC (7-1) No. 4 PC def. No. 5 UNH (4-1)	No. 3 BU def. No. 4 PC (7-5) No. 2 ME def. No. 8 NU (4-3, OT)	No. 3 BU def. No. 2 ME (4-3, OT)	--
1992	--	No. 1 ME def. No. 8 MC (7-0) No. 2 UNH def. No. 7 NU (4-2) No. 3 PC def. No. 6 UML (7-0) No. 5 BC def. No. 4 BU (5-2)	No. 1 ME def. No. 5 BC (7-3) No. 2 UNH def. No. 3 PC (5-3)	No. 1 ME def. No. 2 UNH (4-1)	
1993	--	No. 1 ME def. No. 8 NU (6-1, 9-5) No. 2 BU def. No. 7 BC (6-2, 5-1) No. 3 UNH def. No. 6 MC (5-3, 9-2) No. 4 UML def. No. 5 PC (7-4, 3-3, OT)	No. 1 ME def. No. 4 UML (7-5) No. 2 BU def. No. 3 UNH (2-0)	No. 1 ME def. No. 2 BU (5-2)	No. 4 UML def. No. 3 UNH (5-4, OT)
1994	--	No. 1 BU def. No. 8 ME (8-5, 4-3) No. 2 UML def. No. 7 MC (7-1, 3-0) No. 3 UNH def. No. 6 BC (4-1, 6-5, 2OT) No. 4 NU def. No. 5 PC (4-3, 2-1, OT)	No. 1 BU def. No. 4 NU (5-2) No. 2 UML def. No. 3 UNH (4-2)	No. 1 BU def. No. 2 UML (3-2)	No. 3 UNH ties No. 4 NU (4-4)
1995	No. 9 UMA def. No. 8 BC (5-4)	No. 1 ME def. No. 9 UMA (7-4) No. 2 BU def. No. 7 MC (4-3) No. 6 PC def. No. 3 UNH (3-2, OT) No. 5 UML def. No. 4 NU (5-2)	No. 2 BU def. No. 5 UML (4-2) No. 6 PC def. No. 1 ME (7-3)	No. 2 BU def. No. 6 PC (3-2)	No. 1 ME def. No. 5 UML (6-0)
1996	--	No. 1 BU def. No. 8 UMA (5-2, 14-1) No. 2 UML def. No. 7 NU (7-3, 4-3) No. 3 ME def. No. 6 UNH (4-2, 8-4) No. 4 PC def. No. 5 BC (5-2, 4-2)	No. 3 ME def. No. 2 UML (5-2) No. 4 PC def. No. 1 BU (5-4)	No. 4 PC def. No. 3 ME (3-2)	No. 1 BU def. No. 2 UML (7-3)
1997	--	No. 1 BU def. No. 8 NU (6-2, 7-1) No. 2 UNH def. No. 7 UMA (5-1, 8-2) No. 6 UML def. No. 3 PC (6-2, 6-5) No. 5 BC def. No. 4 MC (7-6, 5-3)	No. 1 BU def. No. 6 UML (3-2) No. 2 UNH def. No. 5 BC (4-0)	No. 1 BU def. No. 2 UNH (4-2)	No. 5 BC ties No. 6 UML (2-2, OT)
1998	--	No. 8 MC def. No. 1 BU (4-1, 5-6, 5-4) No. 2 BC def. No. 7 PC (4-3, 6-3) No. 6 ME def. No. 3 UNH (3-2, 2OT, 5-3) No. 5 UML def. No. 4 NU (8-2, 2-3, 5-1)	No. 2 BC def. No. 8 MC (7-2) No. 6 ME def. No. 5 UML (6-2)	No. 2 BC def. No. 6 ME (3-2)	--
1999	--	No. 1 UNH def. No. 8 MC (3-2, 5-4) No. 2 ME def. No. 7 UMA (3-1, 5-2) No. 3 BC def. No. 6 UML (5-0, 5-4) No. 4 PC def. No. 5 BU (8-2, 2-8, 5-1)	No. 3 BC def. No. 2 ME (3-2) No. 1 UNH def. No. 4 PC (6-2)	No. 3 BC def. No. 1 UNH (5-4, OT)	--
2000	--	No. 1 BU def. No. 8 UMA (4-2, 5-2) No. 2 UNH def. No. 7 MC (5-2, 3-2, OT) No. 3 BC def. No. 6 NU (8-4, 3-2) No. 4 ME def. No. 5 PC (5-3, 5-4, OT)	No. 3 BC def. No. 2 UNH (2-1) No. 4 ME def. No. 1 BU (4-2)	No. 4 ME def. No. 3 BC (2-1)	--
2001	--	No. 1 BC def. No. 8 MC (1-0, 5-1) No. 2 ME def. No. 7 NU (2-1, 6-3) No. 3 PC def. No. 6 BU (6-3, 1-2, 4-3, 2OT) No. 5 UML def. No. 4 UNH (2-4, 2-1, 2-1)	No. 1 BC def. No. 5 UML (5-1) No. 3 PC def. No. 2 ME (4-3)	No. 1 BC def. No. 3 PC (5-3)	--
2002	--	No. 1 UNH def. No. 8 MC (6-2, 5-4, OT) No. 2 BU def. No. 7 PC (3-2, 4-2) No. 3 ME def. No. 6 BC (7-3, 4-2) No. 4 UML def. No. 5 NU (5-2, 2-4, 3-1)	No. 1 UNH def. No. 4 UML (4-3) No. 3 ME def. No. 2 BU (4-3)	No. 1 UNH def. No. 3 ME (3-1)	

ALL-TIME TOURNAMENT RESULTS

Season	Opening Round	Quarterfinals	Semifinals	Final
2003	--	No. 1 UNH def. No. 8 UML (8-4, 8-4) No. 2 BC def. No. 7 MC (4-1, 2-1) No. 6 UMA def. No. 3 ME (5-3, 4-2) No. 5 BU def. No. 4 PC (5-4 OT, 7-1)	No. 1 UNH def. No. 6 UMA (5-4) No. 5 BU def. No. 2 BC (6-5, 2OT)	No. 1 UNH def. No. 5 BU (1-0 OT)
2004	--	No. 8 BU def. No. 1 BC (3-2, 0-4, 4-2) No. 2 ME def. No. 7 MC (2-1, 3-2) No. 3 UMA def. No. 6 UML (6-3, 3-1) No. 4 UNH def. No. 5 PC (2-1, 3-4 OT, 1-0)	No. 3 UMA def. No. 4 UNH (5-2) No. 2 ME def. No. 8 BU (1-0)	No. 2 ME def. No. 3 UMA (2-1, 3OT)
2005	--	No. 1 BC def. No. 8 UMA (3-2 OT, 5-1) No. 2 BU def. No. 7 PC (1-4, 2-0, 2-0) No. 3 UNH def. No. 6 NU (6-1, 4-0) No. 4 ME def. No. 5 UML (7-2, 5-1)	No. 1 BC def. No. 4 ME (2-1, 2OT) No. 3 UNH def. No. 2 BU (5-2)	No. 1 BC def. No. 3 UNH (3-1)
2006	--	No. 1 BU def. No. 8 UMA (4-1, 4-1) No. 2 ME def. No. 7 UML (4-3 OT, 4-3) No. 3 BC def. No. 6 UVM (3-2 OT, 6-2) No. 4 UNH def. No. 5 PC (4-0, 2-1, 2OT)	No. 3 BC def. No. 2 ME (4-1) No. 1 BU def. No. 4 UNH (4-2)	No. 1 BU def. No. 3 BC (2-1 OT)
2007	--	No. 1 UNH def. No. 8 PC (4-0, 6-0) No. 2 BC def. No. 7 NU (3-0, 7-1) No. 3 BU def. No. 6 UVM (2-3, 2-0, 3-2 OT) No. 4 UMA def. No. 5 ME (3-2, 5-2)	No. 1 UNH def. No. 4 UMA (3-2, 2OT) No. 2 BC def. No. 3 BU (6-2)	No. 2 BC def. No. 1 UNH (5-2)
2008	--	No. 1 UNH def. No. 8 UMA (4-1, 7-2) No. 2 BU def. No. 7 UML (5-3, 1-4, 4-2) No. 3 UVM def. No. 6 NU (1-0, 1-2 OT, 4-1) No. 4 BC def. No. 5 PC (5-1, 5-1)	No. 4 BC def. No. 1 UNH (5-4, 3OT) No. 3 UVM def. No. 2 BU (3-1)	No. 4 BC def. No. 3 UVM (4-0)
2009	--	No. 1 BU def. No. 8 ME (2-1, 3-6, 6-2) No. 2 NU def. No. 7 UMA (1-2, 4-1, 3-2 OT) No. 6 BC def. No. 3 UNH (5-3, 1-0) No. 5 UML def. No. 4 UVM (4-3 OT, 4-2)	No. 1 BU def. No. 6 BC (3-2) No. 5 UML def. No. 2 NU (3-2 OT)	No. 1 BU def. No. 5 UML (1-0)
2010	--	No. 8 UVM def. No. 1 UNH (4-7, 1-0, 1-0 OT) No. 2 BC def. No. 7 UMA (6-5, 5-2) No. 3 BU def. No. 6 MC (3-2, 2-3 OT, 3-0) No. 4 ME def. No. UML (1-2, 2-0, 3-2 OT)	No. 4 ME def. No. 3 BU (5-2) No. 2 BC def. No. 8 UVM (3-0)	No. 2 BC def. No. 4 ME (7-6 OT)
2011	--	No. 1 BC def. No. 8 UMA (4-1, 4-2) No. 2 UNH def. No. 7 UVM (3-1, 4-3) No. 6 NU def. No. 3 BU (4-2, 2-5, 5-4) No. 4 MC def. No. 5 ME (5-4, 6-2)	No. 1 BC def. No. 6 NU (5-4) No. 4 MC def. No. 2 UNH (4-1)	No. 1 BC def. No. 4 MC (5-3)
2012	--	No. 1 BC def. No. 8 UMA (2-1, 3-2) No. 7 PC def. No. 2 UML (5-3, 2-3 OT, 1-0) No. 3 BU def. No. 6 UNH (2-3, 2OT, 4-2, 5-4 2OT) No. 4 ME def. No. 5 MC (2-1, 2-5, 2-1)	No. 1 BC def. No. 7 PC (4-2) No. 4 ME def. No. 3 BU (5-3)	No. 1 BC def. No. 4 ME (4-1)
2013	--	No. 1 UML def. No. 8 ME (4-1, 2-1 OT) No. 2 BC def. No. 7 UVM (4-2, 4-1) No. 3 BU def. No. 6 MC (3-0, 5-3) No. 4 PC def. No. 5 UNH (3-2, 1-4, 3-2)	No. 1 UML def. No. 4 PC (2-1) No. 3 BU def. No. 2 BC (6-3)	No. 1 UML def. No. 3 BU (1-0)
2014	No. 6 ME def. No. 11 MC (2-0) No. 7 UVM def. No. 10 UMA (2-1) No. 8 ND def. No. 9 BU (3-2)	No. 8 ND def. No. 1 BC (7-2, 2-4, 4-2) No. 2 UML def. No. 7 UVM (3-2, 2-3 OT, 2-1) No. 3 PC def. No. 6 ME (3-1, 4-2) No. 4 UNH def. No. 5 NU (1-0, 4-5 OT, 5-4)	No. 2 UML def. No. 8 ND (4-0) No. 4 UNH def. No. 3 PC (3-1)	No. 2 UML def. No. 4 UNH (4-0)
2015	No. 5 ND def. No. 12 UMA (3-4 5OT, 5-3, 7-0) No. 11 MC def. No. 6 NU (3-2 OT, 2-1 2OT) No. 7 UVM def. No. 10 ME (4-2, 2-4, 3-2 OT) No. 8 UNH def. No. 9 UConn (5-2, 2-0)	No. 1 BU def. No. 11 MC (6-2, 5-0) No. 8 UNH def. No. 2 PC (2-1 OT, 1-2, 2-1 OT) No. 7 UVM def. No. 3 BC (2-4, 3-1, 1-0) No. 4 UML def. No. 5 ND (5-0, 2-4, 6-4)	No. 4 UML def. No. 7 UVM (4-1) No. 1 BU def. No. 8 UNH (4-1)	No. 1 BU def. No. 4 UML (5-3)
2016	No. 5 BU def. No. 12 UMass (2-1 OT, 5-4) No. 6 NU def. No. 11 ME (3-2 OT, 4-3 OT) No. 7 MC def. No. 10 UNH (1-3, 3-2 OT, 2-1) No. 9 UVM def. No. 8 UConn (2-1, 4-3)	No. 1 BC vs. No. 9 UVM (3-0, 2-3, 4-3 OT) No. 2 PC def. No. 7 MC (3-1, 2-0) No. 6 NU def. 3 ND (3-1, 6-4) No. 4 UML def. No. 5 BU (3-2, 5-0)	No. 6 NU def. No. 1 BC (5-4) No. 4 UML def. No. 2 PC (2-1 3OT)	No. 6 NU def. No. 4 UML (3-1)
2017	No. 5 PC def. No. 12 UMA (3-0, 5-1) No. 6 UVM def. No. 11 ME (5-0, 5-1) No. 10 UNH def. No. 7 MC (0-4, 4-0, 5-2) No. 8 NU def. No. 9 UConn (3-1, 6-2)	No. 1 UML def. No. 10 UNH (1-3, 3-1, 8-2) No. 2 BU def. No. 8 NU (3-2 OT, 3-2) No. 3 BC def. No. 6 UVM (7-0, 7-4) No. 4 ND def. No. 5 PC (5-0, 5-2)	No. 1 UML def. No. 4 ND (5-1) No. 3 BC def. No. 2 BU (3-2)	No. 1 UML def. No. 3 BC (4-3)
2018	No. 6 ME def. No. 11 UNH (4-1, 3-2) No. 10 MC def. No. 7 UML (2-1 OT, 3-2 OT) No. 8 UMA def. No. 9 UVM (3-2 OT, 3-4 OT, 5-1)	No. 1 BC def. No. 10 MC (1-0, 4-3 OT) No. 2 NU def. No. 8 UMass (3-2, 7-2) No. 3 PC def. No. 6 ME (4-3, 3-2) No. 4 BU def. No. 5 UConn (5-4 OT, 2-1)	No. 4 BU def. No. 1 BC (4-3 OT) No. 3 PC def. No. 2 NU (3-2 OT)	No. 4 BU def. No. 3 PC (2-0)

ALL-TIME TOURNAMENT RESULTS

Season	Opening Round	Quarterfinals	Semifinals	Final
2019	--	No. 1 UMA def. No. 8 UNH (5-4 OT, 6-0) No. 7 BC def. No. 2 PC (4-5 OT, 4-3 OT, 2-1) No. 3 NU def. No. 6 ME (2-1 OT, 2-1) No. 5 BU def. No. 4 UML (3-0, 4-6, 4-1)	No. 7 BC def. No. 1 UMA (3-0) No. 3 NU vs. No. 5 BU (2-1 OT)	No. 3 NU def. No. 7 BC (3-2)
2020	<i>No Tournament Held (COVID-19 Pandemic)</i>			
2021	No. 7 UML def. No. 10 UVM (5-3) No. 9 UNH def. No. 8 ME (7-2)	No. 1 BC def. No. 9 UNH (3-2) No. 7 UML def. No. 2 BU (2-1) No. 3 UMA def. No. 6 NU (4-1) No. 5 PC vs. No. 4 UC (6-1)	No. 7 UML def. No. 1 BC (6-5 2OT) No. 3 UMA def. No. 5 PC (5-2)	No. 3 UMA def. No. 7 UML (1-0)
2022	No. 6 MC def. No. 11 ME (6-2) No. 7 PC def. No. 10 UVM (2-1) No. 8 BC def. NO. 9 UNH (4-3 OT)	No. 1 NU def. No. 8 BC (3-2) No. 2 UMass def. No. 7 PC (4-2) No. 3 UML def. No. 6 MC (7-2) No. 4 UConn def. No. 5 BU (3-1)	No. 4 UConn def. No. 1 NU (4-1) No. 2 UMA def. No. 3 UML (3-1)	No. 2 UMA def. No. 4 UConn (2-1 OT)
2023	No. 11 UVM def. No. 6 ME (4-2) No. 7 PC def. No. 10 UNH (2-1 OT) No. 8 BC def. No. 9 UMass (5-2)	No. 1 BU def. No. 11 UVM (7-3) No. 2 MC def. No. 8 BC (1-0 2OT) No. 7 PC def. No. 3 NU (2-1 OT) No. 5 UML def. No. 4 UConn (2-1)	No. 1 BU def. No. 7 PC (2-1 OT) No. 2 MC def. No. 5 UML (2-1 2OT)	No. 1 BU def. No. 2 MC (3-2 OT)
2024	No. 6 UNH def. No. 11 UML (1-0) No. 7 NU def. No. 10 MC (4-0) No. 8 UC def. NO. 9 UVM (4-1)	No. 1 BC def. No. 8 UC (5-4) No. 2 BU def. No. 7 NU (4-2) No. 3 ME def. No. 6 UNH (5-0) No. 5 UMass def. No. 4 PC (3-1)	No. 1 BC def. No. 5 UMass (8-1) No. 2 BU def. No. 3 Maine (4-1)	No. 1 BC def. No. 2 BU (6-2)

HOCKEY EAST TOURNAMENT SKATER SUPERLATIVES

HAT TRICKS

Opening Round:

Tyler Ward, UNH (3/9/22; at BC)

Quarterfinals:

Jon Morris, Lowell ! (3/9/85; 8-4 loss at UNH)
Ralph Robinson, UNH (3/9/85; 8-4 win vs. UML)
Andy May, NU (3/4/89; 5-4 OT win vs. UNH)
Andy Heinze, MC (3/4/90; 6-3 win at BC)
Marty McInnis, BC (3/5/90; 8-5 win vs. MC) (5 goals)
Joe Sacco, BU (3/3/90; 5-2 win vs. NU) (5 goals)
Martin Robitaille, Maine (3/3/90; 16-0 win vs. UML) (4 goals)
David Emma, BC (2/27/91; 6-5 loss vs. NU)
Christian Sbrocca, UML (3/12/93; 7-4 win vs. PC)
Mike Pomichter, BU (3/12/93; 6-2 win vs. BC)
Peter Ferraro, Maine ! (3/14/93; 9-5 win vs. NU)
Bob Lachance, BU (3/11/94; 8-5 win vs. Maine)
Norm Bazin, UML (3/11/94; 3-0 win vs. MC)
Ryan Haggerty, BC (3/12/94; 6-5 2OT loss at UNH)
Jacques Joubert, BU (3/12/95; 4-3 win vs. MC)
Brad Purdie, Maine (3/8/96; 8-4 win vs. UNH)
Matt Wright, BU (3/8/97; 7-1 win vs. NU)
Albie O'Connell, BU (3/14/98; 6-5 win vs. MC)
Chris Drury, BU (3/15/98; 5-4 loss vs. MC)
Jason Krog, UNH (3/13/99; 5-4 win vs. MC) (4 goals)
Niko Dimitrakos, Maine (3/9/01; 6-3 win vs. NU)
Jim Abbott, UNH (3/7/02; 8-4 win vs. UML)
Ken Magowan, BU (3/7/03; 5-4 win at PC)
David Van der Gulik, BU (3/10/06; 4-1 win vs. UMass)
Chris Collins, BC (3/10/06; 6-2 win vs. UVM)
Matt Fornataro, UNH (3/15/08; 7-2 win vs. UMass)
Jerry Pollastrone, UNH (3/15/08; 7-2 win vs. UMass)
Carter Madsen, MC (3/12/11; 6-2 win vs. Maine)
Jimmy Hayes, BC (3/12/11; 4-2 win vs. UMass)
Matt Willows, UNH (3/16/13; 4-1 win at PC)
Kevin Goumas, UNH (3/16/14; 5-4 win vs. NU)
Nick Zabaneh, BU (3/11/23; 7-3 win vs. UVM)

Semifinals:

Bob Corkum, Maine (3/15/87; 5-4 win vs. UML)
Mario Thyer, Maine ! (3/9/88; 11-2 win vs. PC)
Brady Kramer, PC (3/17/95; 7-3 win vs. Maine)
Jay Pandolfo, BU (3/15/96; 5-4 loss vs. PC)
Chuck Kobasew, BC ! (3/16/01; 5-1 win vs. UML)
Justin Maiser, BU (3/14/03; 6-5 OT win vs. BC)
David Van der Gulik, BU (3/17/06; 9-2 win vs. UNH)

Championship Game:

Peter Marshall, BU (3/15/86; 9-4 win vs. BC)
Matt Lombardi, BC (3/20/10; 7-6 OT win vs. Maine)
Will Smith, BC ! (3/23/24, 6-2 win vs. BU, 4 goals, 5 points)

Consolation Game:

Rene Boudreault, PC (3/15/86; 8-5 win vs. UML)
Dave Pensa, UML (3/20/93; 5-4 win vs. UNH)
Eric Boguniecki, UNH ! (3/19/94; 4-4 tie vs. NU)

OVERTIME GOALS

Opening Round:

Shane Walsh, UMass (3/6/15 at ND)
Kyle Singleton, Merrimack (3/6/15 at NU)
Mathieu Tippet, Merrimack (3/7/15 at NU)
Jonathan Turk, Vermont (3/8/15 vs. Maine)
Ludvig Larsson, Merrimack (3/4/16 vs. UNH)
Matt Benning, Northeastern (3/4/16 vs. Maine)
Bobo Carpenter, Boston Univ. (3/4/16 vs. UMass)
Kevin Roy, Northeastern (3/5/16 vs. Maine)
Philip Lagunov, UMass (3/1/18 vs. UVM)
Cory Thomas, UVM (3/2/18 at UMass)
Ludvig Larsson, MC (3/2/18 at UML)
Jace Hennig, MC (3/3/18 at UML)
Marc McLaughlin, BC (3/9/22 vs. UNH)
Jamie Engelbert, PC (3/8/23 vs. UNH)

Quarterfinals:

Keith Cyr, NU ! (3/4/89 vs. UNH)
Eric Boguniecki, UNH ! (3/12/94 vs. BC)
Tomas Persson, NU (3/12/94 vs. PC)
David Green, PC (3/9/95 vs. UNH)
Ben Guite, Maine (3/13/98 at UNH)
Mike Souza, UNH (3/10/00 vs. MC)
Brendan Walsh, Maine (3/10/00 vs. PC)
Marc Suderman, PC (3/11/01 vs. BU)
Steve Saviano, UNH (3/9/02 vs. MC)
Bryan Miller, BU * (3/7/03 at PC)
Colin McDonald, PC ! (3/12/04 at UNH)
Stephen Gionta, BC (3/11/05 vs. UMass)
Peter Harrold, BC *(3/9/06 vs. UVM)
Keith Johnson, Maine (3/10/06 vs. UML)
Daniel Winnik, UNH (3/10/06 vs. PC)
Brandon Yip, BU (3/10/07 vs. UVM)
Dennis McCauley, NU (3/15/08; 2-1 win vs. UVM)
Maury Edwards, UML * (3/13/09; 4-3 win vs. UVM)
Alex Tuckerman, NU (3/15/09; 3-2 win vs. UMass)
Joe Cucci, MC (3/13/10; 3-2 win at BU)
Jay Anctil, UVM (3/14/10; 1-0 win at UNH)
Tanner House, Maine (3/14/10; 3-2 win vs. UML)
Grayson Downing, UNH (3/9/12; 3-2 win at BU)
Zack Kamrass, UML (3/9/12; 3-2 win vs. PC)
Alex Chiasson, BU (3/11/12; 5-4 win vs. UNH)
Derek Arnold, UML (3/15/13; 2-1 win vs. Maine)
Mike Szmatala, NU ! (3/15/14; 5-4 win at UNH)
Mario Puskarich, UVM ! (3/15/14; 3-2 win at UML)
Grayson Downing, UNH (3/13/15; 2-1 win at PC)
Brett Pesce, UNH (3/15/15; 2-1 win at PC)
Ryan Fitzgerald, BC (3/12/16; 4-3 win vs. UVM)
Jordan Greenway, BU (3/10/17; 3-2 win vs. NU)
Bobo Carpenter, BU (3/9/18; 5-4 win vs. UConn)
Chris Grando, BC (3/10/18; 4-3 win vs. MC)
Austin Goldstein, NU (3/15/19; 2-1 win vs. ME)
Brandon Duhaime, PC (3/15/19, 5-4 win vs. BC)
Mitchell Chaffee, UMA (3/15/19, 5-4 win vs. UNH)
Logan Hutsko, BC (3/26/19; 4-3 win vs. PC)
Brady Berard, PC (3/11/23; 2-1 win at NU)
Mick Messner, MC (3/11/23; 1-0 win vs. BC)

Semifinals:

Steve Heinze, BC ! (3/10/89 vs. PC)
Luke Vitale, Maine (3/10/89 vs. NU)
Bill Guerin, BC ! (3/9/90 vs. UNH)
Steve Tepper, Maine (3/8/90 vs. NU)
Justin Maiser, BU (3/14/03 vs. BC)
Andrew Alberts, BC * (3/18/05 vs. Maine)
Bobby Butler, UNH ! (3/16/07 vs. UMass)
Benn Ferriero, BC (3/21/08 vs. UNH)
Chris Auger, UML (3/20/09 vs. NU)
A.J. White, UML (3/18/16 vs. PC - 3OT)
Patrick Curry, BU (3/16/18 vs. BC)
Brandon Duhaime, PC (3/16/18 vs. NU)
Zach Solow, NU (3/22/19 vs. BU)
Matt Brown, UML (3/17/21 at BC - 2OT)
Quinn Hutson, BU (3/17/23 vs. PC - OT)
Matt Copponi, MC (3/17/23 vs. UML - 2OT)

Championship Game:

Steve Rooney, PC (3/16/85 vs. BC)
Shawn McEachern, BU (3/10/91 vs. Maine)
Blake Bellefeuille, BC (3/20/99 vs. UNH)
Tyson Teplitsky, UNH * (3/15/03 vs. BU)
Ben Murphy, Maine (3/20/04 vs. UMass)
Brandon Yip, BU ! (3/18/06 vs. BC)
Matt Lombardi, BC (3/20/10 vs. Maine)
Aaron Bohlinger, UMA * (3/19/22 vs. UConn)
Lane Hutson, BU !* (3/18/23 vs. MC)

Consolation Game:

Mike Murray, UML (3/20/93 vs. UNH)
* – defenseman
! – rookie

HOCKEY EAST TOURNAMENT GOALTENDER SUPERLATIVES

SHUTOUTS

Opening Round:

Martin Ouellette, Maine (3/8/14; 2-0 vs. MC - 29 saves)
 Danny Tirone, UNH ! (3/7/15; 2-0 vs. UConn - 19 saves)
 Cal Petersen, ND ! (3/8/15 vs. UMass - 23 saves)
 Collin Delia, MC (3/3/17 vs. UNH - 25 saves)
 Stefanos Lekkas, UVM ! (3/3/17 vs. ME - 31 saves)
 Hayden Hawkey, PC (3/3/17 vs. UMA - 22 saves)
 Danny Tirone, UNH (3/4/17 vs. MC - 44 saves)

Cameron Whitehead, NU (3/13/24 vs. MC - 22 saves)

Jakob Hellsten, UNH (3/13/24 vs. UML - 20 saves)

Quarterfinals:

Chris Terreri, PC (3/11/85; 3-0 vs. NU - 31 saves)
 Pat Szturm, UNH (3/2/90; 2-0 at PC - 33 saves)
 Scott King, Maine (3/3/90; 16-0 vs. UL - 21 saves)
 Brad Mullahy, PC (3/6/92; 7-0 vs. UML - 15 saves)
 Dwayne Roloson, UML (3/11/94; 3-0 vs. MC - 34 saves)
 Scott Clemmensen, BC (3/11/99; 5-0 vs. UML - 26 saves)
 Scott Clemmensen, BC (3/9/01; 1-0 vs. MC - 23 saves)
 Matti Kaltiainen, BC (3/12/04; 4-0 vs. BU - 14 saves)
 Mike Ayers, UNH (3/13/04; 1-0 vs. PC - 19 saves)
 Jeff Pietrasiak, UNH (3/11/05; 4-0 vs. NU - 29 saves)
 John Curry, BU (3/12/05; 2-0 vs. PC - 20 saves)
 John Curry, BU (3/13/05; 2-0 vs. PC - 22 saves)
 Kevin Regan, UNH (3/9/06; 4-0 vs. PC - 27 saves)
 Kevin Regan, UNH (3/8/07; 4-0 vs. PC - 42 saves)
 Cory Schneider, BC (3/8/07, 3-0 vs. NU - 25 saves)
 Kevin Regan, UNH (3/9/07, 6-0 vs. PC - 42 saves)
 John Curry, BU (3/9/07, 2-0 vs. UVM - 29 saves)
 Joe Fallon, UVM (3/14/08, 1-0 vs. UNH - 20 saves)
 John Muse, BC (3/14/09), 1-0 vs. UNH - 31 saves)
 Rob Madore, UVM (3/13/10), 1-0 vs. UNH - 17 saves)
 Dave Wilson, Maine (3/13/10), 2-0 vs. UML - 23 saves)
 Rob Madore, UVM (3/14/10), 1-0 vs. UNH - 34 saves)
 Kieran Millan, BU (3/14/10, 3-0 vs. Merrimack - 34 saves)
 Alex Beaudry, PC (3/11/12, 1-0 at UML - 29 saves)
 Sean Maguire, BU (3/15/13, 3-0 vs. MC - 30 saves)
 Casey DeSmith, UNH (3/14/14, 1-0 vs. NU - 27 saves)
 Kevin Boyle, UML (3/13/15, 5-0 vs. ND - 21 saves)
 Brody Hoffman, UVM (3/15/15, 1-0 at BC - 36 saves)
 Thatcher Demko, BC (3/11/16, 3-0 vs. UVM - 36 saves)
 Kevin Boyle, UML (3/12/16, 5-0 vs. BU - 24 saves)
 Nick Ellis, PC (3/12/16, 2-0 vs. MC - 20 saves)
 Joseph Woll, BC ! (3/10/17 vs. UVM - 22 saves)
 Cal Petersen, ND (3/10/17 vs. PC - 43 saves)
 Joseph Woll, BC (3/8/18 vs. MC - 37 saves)
 Jake Oettinger, BU (3/15/19 vs. UML - 25 saves)
 Filip Lindberg, UMA (3/16/19 vs. UNH - 18 saves)

Hugo Ollas, MC (3/11/23 1-0 2OT vs. BC - 36 saves)

Albin Boija, ME (3/16/24, 5-0 vs UNH - 18 saves) !

Semifinals:

Derek Herlöfsky, BU (3/19/93; 2-0 vs. UNH - 26 saves)
 Sean Matile, UNH ! (3/14/97; 4-0 vs. BC - 30 saves)
 Jimmy Howard, Maine (3/19/04; 1-0 vs. BU - 21 saves)
 John Muse, BC (3/19/10; 3-0 vs. UVM - 30 saves)
 Connor Hellebuyck, UML (3/21/14; 4-0 vs. UND - 35 saves)

Championship Game:

Mike Ayers, UNH (3/15/03; 1-0 vs. BU - 24 saves)
 John Muse, BC ! (3/22/08, 4-0 vs. UVM - 29 saves)
 Kieran Millan, BU ! (3/21/09; 1-0 vs. UML - 32 saves)
 Connor Hellebuyck, UML ! (3/23/13; 1-0 vs. BU - 36 saves)
 Connor Hellebuyck, UML (3/22/14; 4-0 vs. UNH - 30 saves)
 Jake Oettinger, BU (3/17/18; 2-0 vs. PC - 30 saves)
 Filip Lindberg, UMass (3/20/21; 1-0 vs. UML - 16 saves)

! - rookie

40+ SAVES

Date	Goalie	Team	Opp.	Svs.	Result	Rd
3/6/15	Cal Petersen	ND	UMA	87	L, 3-4 (50T)	O
3/6/15	Steve Mastalerz	UMA	at ND	75	W, 4-3 (50T)	O
3/11/12	Kieran Millan	BU	UNH	68	W, 5-4 (20T)	Q
3/16/85	Chris Terreri	PC	BC	65	W, 2-1 (20T)	F
3/7/15	Rasmus Tirronen	MC	at NU	63	W, 2-1 (OT)	O
3/19/04	Jimmy Howard	ME	UMass	63	W, 2-1 (30T)	F
3/21/08	Kevin Regan	UNH	BC	62	L, 4-5 (30T)	S
3/9/02	Joe Exter	MC	at UNH	62	L, 4-5 (OT)	Q
3/10/06	Tyler Sims	PC	at UNH	59	L, 1-2 (20T)	Q
3/19/04	Gabe Winer	UMA	ME	59	L, 1-2 (30T)	F
3/18/16	Kevin Boyle	UML	PC	58	W, 2-1 (30T)	S
3/7/97	Brian Regan	UMA	at UNH	55	L, 1-5	Q
3/11/05	Tyler Sims !	PC	at BU	51	W, 4-1	Q
3/14/15	Rasmus Tirronen	MC	BU	50	L, 0-4	Q
3/8/92	Jeff Levy	UNH	NU	50	W, 4-2	Q
3/14/10	Brian Foster	UNH	UVM	50	L, 0-1	Q
3/11/12	Casey DeSmith	UNH	at BU	50	L, 4-5 (20T)	Q
3/16/19	Mike Robinson	UNH	at UMA	48	L, 4-5 (OT)	Q
3/11/01	Sean Fields !	BU	at PC	48	L, 3-4 (20T)	Q
3/4/16	Danny Tirone	UNH	MC	47	L, 2-3 (OT)	O
3/7/15	Clay Witt	NU	MC	47	L, 1-2 (OT)	O
3/17/95	Bob Bell	PC	ME	47	W, 7-3	S
3/10/00	Tom Welby	MC	at UNH	47	L, 2-3 (OT)	Q
3/9/12	Kieran Millan	BU	UNH	47	L, 2-3 (20T)	Q
3/12/22	Devon Levi	NU	BC	46	W, 3-2	Q
3/4/16	Nic Reynard	UMA	BU	46	L, 1-2 (OT)	O
3/14/03	Sean Fields	BU	BC	46	W, 6-5 (20T)	S
3/12/22	Matt Murray	UMA	PC	45	W, 4-2	Q
3/2/18	Danny Tirone	UNH	at ME	45	L, 1-4	O
3/3/16	Danny Tirone	UNH	MC	45	W, 3-1	O
3/4/90	Yannick Gosselin !	MC	at BC	45	W, 6-3	Q
3/13/98	Marc Robitaille	NU	UML	45	W, 3-2	Q
3/9/22	Eric Dop	BC	UNH	44	W, 4-3 (OT)	O
3/4/17	Danny Tirone	UNH	at MC	44	W, 5-2	O
3/4/17	Danny Tirone	UNH	at MC	44	W, 4-0	O
3/9/02	Nolan Schaefer	PC	at BU	44	L, 2-4	Q
3/22/13	Sean Maguire	BU	BC	44	W, 6-3	S
3/18/21	Spencer Knight	BC	UML	43	L, 5-6 (20T)	S
3/11/23	Gabe Carriere	UVM	at BU	34	L, 3-7	Q
3/10/17	Cal Petersen	ND	PC	43	W, 5-0	Q
3/12/16	Packy Munson	UVM	at BC	43	W, 4-2	Q
3/11/89	Rich Burchill	NU	PC	43	L, 2-3	C
3/11/89	Matt Delguidice	ME	at BC	43	W, 5-4	F
3/15/98	Martin Fillion	UML	at NU	43	W, 5-1	Q
3/12/99	Markus Helanen	UMA	at ME	43	L, 2-5	Q
3/10/01	Joe Exter !	MC	at BC	43	L, 1-5	Q
3/22/19	Jake Oettinger	BU	vs. NU	42	L, 1-2 (OT)	S
3/17/17	Joseph Woll	BC	vs. BU	42	W, 3-2	S
3/18/16	Nick Ellis	PC	UML	42	L, 1-2 (30T)	S
3/7/15	Rob Nichols	UConn	at UNH	42	L, 0-2	O
3/8/86	Greg Rota	UNH	at BU	42	L, 3-4	Q
3/12/95	Martin Legault	MC	at BU	42	L, 3-4	Q
3/7/97	Greg Taylor	BC	at MC	42	W, 5-3	Q
3/17/01	Nolan Schaefer	PC	BC	42	L, 3-5	F
3/8/02	Joe Exter	MC	at UNH	42	L, 1-6	Q
3/15/13	Sam Marotta	MC	at BU	42	L, 0-3	Q
3/15/13	Sam Marotta	NC	at BU	42	L, 0-3	Q
3/15/19	Cayden Primeau	NU	vs. ME	41	W, 2-1 (OT)	Q
3/16/18	Joseph Woll	BC	vs. BU	41	L, 3-4 (OT)	S
3/8/85	Dana DeMole	UML	at UNH	41	W, 7-6	Q
3/7/92	Scott Lagrand	BC	at BU	41	W, 5-2	Q
3/13/98	Boyd Ballard !	PC	at BC	41	L, 3-6	Q
3/7/03	Nolan Schaefer	PC	BU	41	L+, 4-5	Q
3/9/12	Joe Cannata	MC	at ME	41	L, 1-2	Q
3/17/12	Parker Milner	BC	vs. ME	41	W, 4-1	F
3/17/23	Gustavs Grigals	UML	vs. MC	40	L, 1-2 (20T)	S
3/11/23	Gustavs Grigals	UML	at UC	40	W, 2-1	Q
3/14/21	Jaxson Stauber	PC	at UC	40	W, 6-1	Q
3/3/18	Danny Tirone	UNH	at ME	40	L, 2-3	O
3/6/16	Danny Tirone	UNH	MC	40	L, 1-2	O
3/13/15	Rasmus Tirronen	MC	vs. BU	40	L, 2-6	Q
3/16/87	Al Loring	ME	BC	40	L, 2-4	F
3/10/89	Scott King	ME	NU	40	W, 3-2 (OT)	S
3/12/94	Greg Taylor !	BC	at UNH	40	L, 5-6 (20T)	Q
3/18/95	Bob Bell	PC	BU	40	L, 2-3	F
3/6/97	Greg Taylor	BC	at MC	40	W, 7-6	Q
3/13/99	Tom Welby	MC	at UNH	40	L, 4-5	Q
3/11/99	Markus Helanen	UMA	at ME	40	L, 1-3	Q
3/15/03	Sean Fields	BU	UNH	40	L+, 0-1	F
3/13/99	Tom Welby	MC	at UNH	40	L, 4-5	Q

Note: Consolation games are not included in column grid, but are reflected in total records
 There was no Tournament held in 2020 due to the COVID-19 Pandemic

Boston College

	OR	QF	Semi	Final	All-Time
vs. BU:	0-0	2-4-0	2-4	1-2	5-10-0
vs. UConn:	0-0	1-0-0	0-0	0-0	1-0-0
vs. Maine:	0-0	0-2-0	3-1	5-2	8-5-0
vs. UMass:	1-1	8-0-0	2-0	0-0	11-1-0
vs. UML:	0-0	2-1-1	3-1	0-1	5-3-2
vs. MC:	0-0	10-2-0	1-0	1-0	12-2-0
vs. UNH:	1-0	3-2-0	3-1	3-0	10-3-0
vs. NU:	0-0	4-2-0	2-1	0-1	6-4-0
vs. ND:	0-0	1-2-0	0-0	0-0	1-2-0
vs. PC:	0-0	6-3-0	2-0	1-1	9-4-0
vs. UVM:	0-0	9-3-0	1-0	1-0	11-3-0
Total:	2-1	46-21-1	19-8	12-7	79-37-2

Playoff appearances (last): 39 (2024)
 Opening Round: 3 (2023)
 Quarterfinal appearances: 34 (2024)
 Semifinal appearances: 27 (2024)
 Title game appearances: 19 (2024)
 Championships: 12 (2024)
 Consolation appearances: 1 (1997)

MATCH UPS

Number of seasons faced an opponent in a given round
 (Year of last meeting in parentheses)
 All series count as one meeting

	OR	QF	Semi	Final	All-Time
vs. BU	-	3 ('04)	6 ('18)	3 ('24)	12 ('19)
vs. UConn	-	1 ('24)	-	-	1 ('24)
vs. Maine	-	1 ('02)	4 ('06)	7 ('12)	12 ('12)
vs. UMA	2 ('23)	4 ('12)	2 ('24)	-	8 ('24)
vs. UML	-	2 ('99)	4 ('21)	1 ('17)	7 ('21)
vs. MC	-	6 ('23)	1 ('98)	1 ('11)	8 ('23)
vs. UNH	1 ('22)	3 ('21)	4 ('08)	3 ('07)	11 ('22)
vs. NU	-	4 ('22)	3 ('16)	1 ('19)	8 ('22)
vs. ND	-	1 ('14)	-	-	1 ('14)
vs. PC	-	4 ('19)	2 ('12)	2 ('01)	8 ('19)
vs. UVM	-	5 ('17)	1 ('10)	1 ('08)	7 ('17)

SEEDING PERFORMANCE

	Years (Last)	Record
No. 1 Seed	17 (2024)	35-13
No. 2 Seed	5 (2013)	16-2
No. 3 Seed	5 (2017)	14-5
No. 4 Seed	1 (2008)	4-0
No. 5 Seed	4 (1997)	3-5-2
No. 6 Seed	3 (2009)	2-5
No. 7 Seed	2 (2019)	3-4
No. 8 Seed	3 (2023)	2-3
No. 9 Seed	-	-
No. 10 Seed	-	-
No. 11 Seed	-	-

Boston University

	OR	QF	Semi	Final	All-Time
vs. BC:	0-0	4-2-0	4-2	2-1	10-5-0
vs. UConn:	0-0	2-1-0	0-0	0-0	2-1-0
vs. Maine:	0-0	6-1-0	1-6	1-1	8-8-0
vs. UMass:	2-0	6-0-0	0-0	0-0	8-0-0
vs. UML:	0-0	4-5-0	2-0	3-1	11-7-0
vs. MC:	0-0	9-3-0	0-0	0-1	10-3-0
vs. UNH:	0-0	3-1-1	3-1	1-1	7-3-1
vs. NU:	0-0	8-4-0	1-1	0-0	9-5-0
vs. ND:	0-1	0-0-0	0-0	0-0	0-1-0
vs. PC:	0-0	8-8-0	3-2	2-0	13-10-0
vs. UVM:	0-0	3-1-0	0-1	0-0	3-2-0
Total:	2-1	53-26-1	14-13	10-4	81-44-1

Playoff appearances (last): 39 (2024)
 Quarterfinal appearances: 28 (2023)
 Semifinal appearances: 27 (2024)
 Title game appearances: 14 (2024)
 Championships: 10 (2023)
 Consolation appearances: 2 (1996)

MATCH UPS

Number of seasons faced an opponent in a given round
 (Year of last meeting in parentheses)
 All series count as one meeting

	OR	QF	Semi	Final	All-Time
vs. BC	-	3 ('04)	6 ('18)	3 ('24)	12 ('24)
vs. UConn	-	2 ('22)	-	-	2 ('22)
vs. Maine	-	3 ('09)	7 ('24)	2 ('93)	12 ('24)
vs. UMass	1 ('16)	3 ('06)	-	-	4 ('16)
vs. UML	-	3 ('21)	2 ('97)	4 ('15)	11 ('21)
vs. MC	-	6 ('15)	-	1 ('23)	7 ('23)
vs. UNH	-	2 ('12)	4 ('15)	2 ('03)	8 ('15)
vs. NU	-	6 ('24)	2 ('19)	-	8 ('24)
vs. ND	1 ('14)	-	-	-	1 ('14)
vs. PC	-	7 ('05)	5 ('23)	2 ('18)	14 ('23)
vs. UVM	-	2 ('23)	1 ('08)	-	3 ('23)

SEEDING PERFORMANCE

	Years (Last)	Record
No. 1 Seed	9 (2023)	29-5
No. 2 Seed	10 (2024)	22-10-1
No. 3 Seed	8 (2013)	15-13
No. 4 Seed	3 (2018)	4-2
No. 5 Seed	5 (2022)	8-9
No. 6 Seed	1 (2001)	1-2
No. 7 Seed	-	-
No. 8 Seed	1 (2004)	2-2
No. 9 Seed	1 (2014)	0-1
No. 10 Seed	-	-
No. 11 Seed	-	-

UConn

	OR	QF	Semi	Final	All-Time
vs. BC:	0-0	0-1	0-0	0-0	0-1
vs. BU:	0-0	1-2	0-0	0-0	1-2
vs. Maine:	0-0	0-0	0-0	0-0	0-0
vs. UMass:	0-0	0-0	0-0	0-1	0-1
vs. UML:	0-0	0-1	0-0	0-0	0-1
vs. MC:	0-0	0-0	0-0	0-0	0-0
vs. UNH:	0-2	0-0	0-0	0-0	0-4
vs. NU:	0-2	0-0	1-0	0-0	1-2
vs. ND:	0-0	0-0	0-0	0-0	0-0
vs. PC:	0-0	0-1	0-0	0-0	0-1
vs. UVM:	1-2	0-0	0-0	0-0	1-0
Total:	1-6	1-5	1-0	0-1	3-12

Playoff appearances (last): 7 (2024)
 Quarterfinal appearances: 4 (2024)
 Semifinal appearances: 1 (2022)
 Title game appearances: 1 (2022)
 Championships: -

MATCH UPS

Number of seasons faced an opponent in a given round
 (Year of last meeting in parentheses)
 All series count as one meeting

	OR	QF	Semi	Final	All-Time
vs. BC	-	1 ('24)	-	-	1 ('24)
vs. BU	-	2 ('22)	-	-	2 ('22)
vs. Maine	-	-	-	-	-
vs. UMass	-	-	-	1 ('22)	1 ('22)
vs. UML	-	-	1 ('23)	-	1 ('23)
vs. MC	-	-	-	-	-
vs. UNH	1 ('15)	-	-	-	1 ('15)
vs. NU	1 ('17)	-	1 ('22)	-	2 ('22)
vs. ND	-	-	-	-	-
vs. PC	-	1 ('21)	-	-	1 ('21)
vs. UVM	2 ('24)	-	-	-	2 ('24)

SEEDING PERFORMANCE

	Years (Last)	Record
No. 1 Seed	-	-
No. 2 Seed	-	-
No. 3 Seed	-	-
No. 4 Seed	2 (2023)	2-3
No. 5 Seed	1 (2018)	0-2
No. 6 Seed	-	-
No. 7 Seed	-	-
No. 8 Seed	2 (2024)	1-3
No. 9 Seed	2 (2017)	0-4
No. 10 Seed	-	-
No. 11 Seed	-	-
No. 12 Seed	-	-

Maine

	OR	QF	Semi	Final	All-Time
vs. BC:	0-0	2-0	1-3	2-5	5-8-0
vs. BU:	0-0	1-6	6-1	1-1	8-8-0
vs. UConn:	0-0	0-0	0-0	0-0	0-0-0
vs. UMass:	0-0	3-4	0-0	1-0	4-4-0
vs. UML:	0-0	9-3	4-0	0-0	14-3-0
vs. MC:	1-1	5-3	0-0	0-0	6-4-0
vs. UNH:	2-1	5-0	0-0	1-1	8-2-0
vs. NU:	0-2	4-0	2-0	0-1	6-3-0
vs. ND:	0-0	0-0	0-0	0-0	0-0-0
vs. PC:	0-0	3-6	2-2	0-1	5-9-0
vs. UVM:	1-5	0-0	0-0	0-0	1-5-0
Total:	4-9	32-22	15-6	5-9	57-46-0

Playoff appearances (last): 26 (2024)
 Quarterfinal appearances: 28 (2024)
 Semifinal appearances: 21 (2024)
 Consolation appearances: 1 (1995)
 Title game appearances: 14 (2012)
 Championships: 5 (2004)

MATCH UPS

Number of seasons faced an opponent in a given round
 (Year of last meeting in parentheses)
 All series count as one meeting

	OR	QF	Semi	Final	All-Time
vs. BC	-	1 ('02)	4 ('06)	7 ('12)	12 ('12)
vs. BU	-	3 ('09)	7 ('24)	2 ('93)	12 ('24)
vs. UConn	-	-	-	-	-
vs. UMass	-	4 ('07)	-	1 ('04)	5 ('07)
vs. UML	-	6 ('13)	4 ('98)	-	11 ('13)
vs. MC	2 ('22)	4 ('12)	-	-	6 ('22)
vs. UNH	2 ('21)	3 ('24)	-	2 ('02)	7 ('24)
vs. NU	1 ('16)	2 ('01)	2 ('91)	1 ('88)	6 ('16)
vs. ND	-	-	-	-	-
vs. PC	-	5 ('18)	3 ('01)	1 ('96)	9 ('18)
vs. UVM	3 ('23)	-	-	-	3 ('23)

SEEDING PERFORMANCE

	Years (Last)	Record
No. 1 Seed	4 (1995)	11-2
No. 2 Seed	7 (2006)	17-5
No. 3 Seed	5 (2024)	9-6
No. 4 Seed	4 (2012)	12-5
No. 5 Seed	3 (2011)	0-6
No. 6 Seed	4 (2023)	6-6
No. 7 Seed	1 (1985)	0-2
No. 8 Seed	4 (2021)	1-7
No. 9 Seed	-	-
No. 10 Seed	1 (2015)	1-2
No. 11 Seed	3 (2022)	0-5
No. 12 Seed	-	-

Massachusetts

	OR	QF	Semi	Final	All-Time
vs. BC:	1-1	0-8	0-2	0-0	1-11-0
vs. BU:	0-2	0-6	0-0	0-0	0-8-0
vs. UConn:	0-0	0-0	0-0	1-0	1-0-0
vs. Maine:	0-0	4-3	0-0	0-1	4-4-0
vs. UML:	0-0	2-0	1-0	1-0	4-0-0
vs. MC:	0-0	0-0	0-0	0-0	0-0-0
vs. UNH:	0-0	2-4	1-2	0-0	3-6-0
vs. NU:	0-0	2-4	0-0	0-0	2-4-0
vs. ND:	1-2	0-0	0-0	0-0	1-2-0
vs. PC:	0-2	2-0	1-0	0-0	3-2-0
vs. UVM:	2-2	0-0	0-0	0-0	2-2-0
Total:	4-9	12-25	3-4	2-1	21-39-0

Playoff appearances (last): 25 (2024)
 Quarterfinal appearances: 19 (2024)
 Semifinal appearances: 7 (2024)
 Title game appearances: 3 (2022)
 Championships: 2 (2022)

MATCH UPS

Number of seasons faced an opponent in a given round
 (Year of last meeting in parentheses)
 All series count as one meeting

	OR	QF	Semi	Final	All-Time
vs. BC	2 ('23)	4 ('11)	2 ('24)	-	7 ('24)
vs. BU	1 ('16)	3 ('06)	-	-	5 ('19)
vs. UConn	-	-	-	1 ('22)	1 ('22)
vs. Maine	-	4 ('07)	-	1 ('04)	5 ('07)
vs. UML	-	1 ('04)	1 ('22)	1 ('21)	3 ('22)
vs. MC	-	-	-	-	-
vs. UNH	-	3 ('19)	3 ('07)	-	6 ('19)
vs. NU	-	3 ('21)	-	-	3 ('21)
vs. ND	1 ('15)	-	-	-	-
vs. PC	1 ('17)	2 ('24)	1 ('21)	-	4 ('24)
vs. UVM	2 ('18)	-	-	-	2 ('18)

SEEDING PERFORMANCE

	Years (Last)	Record
No. 1 Seed	1 (2019)	2-1
No. 2 Seed	1 (2022)	3-0
No. 3 Seed	3 (2021)	6-1
No. 4 Seed	1 (2007)	2-1
No. 5 Seed	1 (2024)	1-1
No. 6 Seed	1 (2003)	2-1
No. 7 Seed	4 (2010)	1-8
No. 8 Seed	8 (2018)	2-17
No. 9 Seed	2 (2023)	1-2
No. 10 Seed	1 (2014)	0-1
No. 11 Seed	-	-
No. 12 Seed	3 (2017)	1-6

UMass Lowell

	OR	QF	Semi	Final	All-Time
vs. BC:	0-0	1-2-1	1-3	1-0	3-5-2
vs. BU:	0-0	5-4	0-2	1-3	6-9-0
vs. UConn:	0-0	1-0	0-0	0-0	1-0
vs. Maine:	0-0	3-9	0-4	0-0	3-13
vs. UMass:	0-0	0-2	0-1	0-1	0-4
vs. MC:	0-2	3-0	0-1	0-0	3-3
vs. UNH:	0-1	5-5	1-1	1-0	7-7
vs. NU:	0-0	8-3	2-1	0-1	10-5
vs. ND:	0-0	2-1	2-0	0-0	4-1
vs. PC:	0-0	4-3-1	2-0	0-0	6-3-1
vs. UVM:	1-0	4-1	1-0	0-0	6-1
Total:	1-3	37-30-2	9-13	3-5	51-54-3

Playoff appearances (last): 34 (2024)
 Quarterfinal appearances: 31 (2023)
 Semifinal appearances: 22 (2023)
 Consolation appearances: 6 (1997)
 Title game appearances: 8 (2021)
 Championships: 3 (2017)

MATCH UPS

Number of seasons faced an opponent in a given round
 (Year of last meeting in parentheses)
 All series count as one meeting

	OR	QF	Semi	Final	All-Time
vs. BC	-	2 ('99)	4 ('21)	1 ('17)	7 ('21)
vs. BU	-	4 ('21)	2 ('97)	4 ('15)	12 ('21)
vs. UConn	-	1 ('23)	-	-	1 ('23)
vs. Maine	-	6 ('13)	4 ('98)	-	11 ('13)
vs. UMass	-	1 ('04)	1 ('22)	1 ('21)	3 ('22)
vs. MC	1 ('18)	2 ('22)	1 ('23)	-	4 ('23)
vs. UNH	1 ('24)	4 ('17)	2 ('02)	1 ('14)	9 ('24)
vs. NU	-	5 ('02)	2 ('09)	1 ('16)	8 ('16)
vs. ND	-	1 ('15)	2 ('17)	-	3 ('17)
vs. PC	-	4 ('12)	2 ('14)	-	7 ('16)
vs. UVM	1 ('21)	2 ('14)	1 ('15)	-	4 ('21)

SEEDING PERFORMANCE

	Years (Last)	Record
No. 1 Seed	2 (2017)	8-0
No. 2 Seed	5 (2014)	10-7
No. 3 Seed	1 (2022)	1-1
No. 4 Seed	5 (2019)	13-9-2
No. 5 Seed	8 (2023)	11-15
No. 6 Seed	5 (2004)	4-8-1
No. 7 Seed	6 (2021)	4-10
No. 8 Seed	1 (2003)	0-2
No. 9 Seed	-	-
No. 10 Seed	-	-
No. 11 Seed	1 (2024)	0-1
No. 12 Seed	-	-

Merrimack

	OR	QF	Semi	Final	All-Time
vs. BC:	0-0	2-10	0-1	0-1	2-12-0
vs. BU:	0-0	3-9	0-0	0-1	3-10-0
vs. UConn:	0-0	0-0	0-0	0-0	0-0-0
vs. Maine:	1-1	3-5	0-0	0-0	4-6-0
vs. UMass:	0-0	0-0	0-0	0-0	0-0-0
vs. UML:	2-0	0-3	1-0	0-0	3-3-0
vs. UNH:	3-3	0-8	1-0	0-0	4-11-0
vs. NU:	2-1	0-0	0-0	0-0	2-1-0
vs. ND:	0-0	0-0	0-0	0-0	0-0-0
vs. PC:	0-0	0-2	0-0	0-0	0-2-0
vs. UVM:	0-0	0-0	0-0	0-0	0-0-0
Total:	8-5	8-37	2-1	0-2	18-45-0

Playoff appearances (last): 25 (2024)
 Quarterfinal appearances: 22 (2022)
 Semifinal appearances: 3 (2023)
 Consolation appearances: -
 Title game appearances: 2 (2023)
 Championships: --

MATCH UPS

Number of seasons faced an opponent in a given round
 (Year of last meeting in parentheses)
 All series count as one meeting

	OR	QF	Semi	Final	All-Time
vs. BC	-	6 ('23)	1 ('98)	1 ('11)	8 ('23)
vs. BU	-	6 ('15)	-	1 ('23)	7 ('23)
vs. UConn	-	-	-	-	-
vs. Maine	2 ('22)	4 ('12)	-	-	6 ('22)
vs. UMass	-	-	-	-	-
vs. UML	1 ('18)	2 ('22)	1 ('23)	-	4 ('23)
vs. UNH	2 ('17)	4 ('02)	1 ('11)	-	7 ('17)
vs. NU	2 ('24)	-	-	-	2 ('24)
vs. ND	-	-	-	-	-
vs. PC	-	-	-	-	-
vs. UVM	-	-	-	-	-

SEEDING PERFORMANCE

	Years (Last)	Record
No. 1 Seed	-	-
No. 2 Seed	1 (2023)	2-1
No. 3 Seed	-	-
No. 4 Seed	2 (2011)	3-3
No. 5 Seed	1 (2012)	1-2
No. 6 Seed	5 (2022)	2-8
No. 7 Seed	7 (2017)	3-14
No. 8 Seed	6 (2002)	3-11
No. 9 Seed	-	-
No. 10 Seed	2 (2024)	2-3
No. 11 Seed	2 (2015)	2-3
No. 12 Seed	-	-

New Hampshire

	OR	QF	Semi	Final	All-Time
vs. BC:	0-1	2-3-0	1-3	0-3	3-10-0
vs. BU:	0-0	1-3-1	1-3	1-1	3-7-1
vs. UConn:	2-0	0-0-0	0-0	0-0	2-0-0
vs. Maine:	1-2	0-5-0	0-0	1-1	2-8-0
vs. UMass:	0-0	4-0-0	2-1	0-0	6-1-0
vs. UML:	1-0	5-5-0	1-1	0-1	7-7-0
vs. MC:	3-3	8-0-0	0-1	0-0	11-4-0
vs. NU:	0-0	5-2-0	0-0	0-0	5-2-0
vs. ND:	0-0	0-0-0	0-0	0-0	0-0-0
vs. PC:	0-1	11-7-0	3-0	0-0	14-8-0
vs. UVM:	0-0	3-2-0	0-0	0-0	3-2-0
Total:	7-7	39-27-1	8-9	2-6	56-50-2

Playoff appearances (last): 38 (2024)
 Quarterfinal appearances: 34 (2024)
 Semifinal appearances: 17 (2015)
 Consolation appearances: 2 (1994)
 Title game appearances: 8 (2008)
 Championships: 2 (2003)

MATCH UPS

Number of seasons faced an opponent in a given round
 (Year of last meeting in parentheses)
 All series count as one meeting

	OR	QF	Semi	Final	All-Time
vs. BC	1 ('22)	3 ('21)	4 ('08)	3 ('07)	11 ('22)
vs. BU	-	2 ('12)	4 ('15)	2 ('03)	8 ('15)
vs. UConn	1 ('15)	-	-	-	-
vs. Maine	2 ('21)	3 ('24)	-	2 ('02)	7 ('24)
vs. UMass	-	2 ('08)	3 ('07)	-	5 ('08)
vs. UML	1 ('24)	4 ('17)	2 ('02)	1 ('14)	9 ('24)
vs. MC	2 ('17)	4 ('02)	1 ('11)	-	7 ('17)
vs. NU	-	4 ('14)	-	-	5 ('14)
vs. ND	-	-	-	-	-
vs. PC	1 ('23)	8 ('15)	3 ('14)	-	12 ('23)
vs. UVM	-	2 ('11)	-	-	2 ('11)

SEEDING PERFORMANCE

	Years (Last)	Record
No. 1 Seed	6 (2010)	17-5
No. 2 Seed	4 (2011)	9-4
No. 3 Seed	6 (2009)	7-9-1
No. 4 Seed	6 (2014)	10-10
No. 5 Seed	2 (1991)	2-3
No. 6 Seed	4 (2024)	2-6
No. 7 Seed	1 (1986)	0-1-1
No. 8 Seed	1 (2015)	2-1
No. 9 Seed	2 (2022)	1-2
No. 10 Seed	3 (2023)	4-6
No. 11 Seed	1 (2018)	0-2
No. 12 Seed	-	-

Northeastern

	OR	QF	Semi	Final	All-Time
vs. BC:	0-0	2-4	1-2	1-0	3-6-0
vs. BU:	0-0	4-8	1-1	0-0	5-9-0
vs. UConn:	2-0	0-0	0-1	0-0	2-1-0
vs. Maine:	2-0	2-4	0-2	1-0	5-6-0
vs. UMass:	0-0	4-2	0-0	0-0	4-2-0
vs. UML:	0-0	3-8	1-2	1-0	4-10-0
vs. MC:	1-2	0-0	0-0	0-0	1-2-0
vs. UNH:	0-0	2-5	0-0	0-0	2-5-1
vs. ND:	0-0	2-0	0-0	0-0	2-0-0
vs. PC:	0-0	2-3	0-1	0-0	2-5-0
vs. UVM:	0-0	1-2	0-0	0-0	1-2-0
Total:	5-2	22-36	3-9	3-0	33-48-1

Playoff appearances (last): 32 (2024)
 Quarterfinal appearances: 30 (2024)
 Semifinal appearances: 11 (2022)
 Consolation appearances: 2 (1994)
 Title game appearances: 3 (2019)
 Championships: 3 (2019)

MATCH UPS

Number of seasons faced an opponent in a given round
 (Year of last meeting in parentheses)
 All series count as one meeting

	OR	QF	Semi	Final	All-Time
vs. BC	-	4 ('22)	3 ('16)	1 ('19)	8 ('22)
vs. BU	-	6 ('24)	2 ('19)	-	8 ('24)
vs. UConn 1 ('17)	-	-	1 ('22)	-	2 ('22)
vs. Maine 1 ('16)	3 ('19)	2 ('91)	1 ('88)	7 ('19)	
vs. UMass	-	3 ('21)	-	-	3 ('21)
vs. UML	-	5 ('02)	2 ('09)	1 ('16)	8 ('16)
vs. MC 2 ('24)	-	-	-	-	2 ('24)
vs. UNH	-	4 ('14)	-	-	5 ('14)
vs. ND	-	-	-	-	-
vs. PC	-	3 ('23)	1 ('18)	-	4 ('23)
vs. UVM	-	1 ('08)	-	-	1 ('08)

SEEDING PERFORMANCE

	Years (Last)	Record
No. 1 Seed	1 (2022)	1-1
No. 2 Seed	3 (2018)	6-4
No. 3 Seed	4 (2020)	7-3
No. 4 Seed	3 (1998)	3-4-1
No. 5 Seed	3 (2014)	3-5
No. 6 Seed	9 (2021)	10-15
No. 7 Seed	5 (2024)	1-8
No. 8 Seed	4 (2017)	3-7
No. 9 Seed	-	-
No. 10 Seed	-	-
No. 11 Seed	-	-
No. 12 Seed	-	-

Providence

	OR	QF	Semi	Final	All-Time
vs. BC:	0-0	3-6-0	0-2	1-1	4-9-0
vs. BU:	0-0	8-8-0	2-3	0-2	10-13-0
vs. UConn:	0-0	1-0-0	0-0	0-0	1-0-0
vs. Maine:	0-0	6-3-0	2-2	1-0	9-5-0
vs. UMass:	2-0	0-2-0	0-1	0-0	2-3-0
vs. UML:	0-0	3-4-1	0-2	0-0	3-7-1
vs. MC:	0-0	2-0-0	0-0	0-0	2-0-0
vs. UNH:	1-0	7-11-0	0-3	0-0	8-14-0
vs. NU:	0-0	3-2-0	1-0	0-0	5-2-0
vs. ND:	0-0	0-2-0	0-0	0-0	0-2-0
vs. UVM:	1-0	0-0-0	0-0	0-0	1-0-0
Total:	4-0	33-38-1	5-13	2-3	45-55-1

Playoff appearances (last): 37 (2024)
 Quarterfinal appearances: 35 (2024)
 Semifinal appearances: 18 (2023)
 Consolation appearances: 1 (1986)
 Title game appearances: 5 (2018)
 Championships: 2 (1996)

MATCH UPS

Number of seasons faced an opponent in a given round
 (Year of last meeting in parentheses)
 All series count as one meeting

	OR	QF	Semi	Final	All-Time
vs. BC	-	4 ('19)	2 ('12)	2 ('01)	8 ('19)
vs. BU	-	7 ('05)	5 ('23)	2 ('18)	14 ('23)
vs. UConn	-	1 ('21)	-	-	1 ('21)
vs. Maine	-	5 ('18)	3 ('01)	1 ('96)	9 ('18)
vs. UMass 1 ('17)	2 ('24)	1 ('21)	-	-	4 ('24)
vs. UML	-	4 ('12)	2 ('16)	-	7 ('16)
vs. MC	-	1 ('16)	-	-	1 ('16)
vs. UNH 1 ('23)	8 ('15)	3 ('14)	-	-	12 ('23)
vs. NU	-	3 ('23)	1 ('18)	-	4 ('23)
vs. ND	-	1 ('17)	-	-	1 ('17)
vs. UVM 1 ('22)	-	-	-	-	1 ('22)

SEEDING PERFORMANCE

	Years (Last)	Record
No. 1 Seed	-	-
No. 2 Seed	3 (2019)	4-5
No. 3 Seed	6 (2018)	13-7
No. 4 Seed	9 (2024)	14-13
No. 5 Seed	9 (2021)	4-14-1
No. 6 Seed	3 (1995)	4-4
No. 7 Seed	7 (2023)	6-10
No. 8 Seed	1 (2007)	0-2
No. 9 Seed	-	-
No. 10 Seed	-	-
No. 11 Seed	-	-
No. 12 Seed	-	-

Vermont

	OR	QF	Semi	Final	All-Time
vs. BC:	0-0	3-9	0-1	0-1	3-11
vs. BU:	0-0	1-3	1-0	0-0	2-3
vs. UConn:	2-1	0-0	0-0	0-0	2-1
vs. Maine:	4-1	0-0	0-0	0-0	4-1
vs. UMass:	2-2	0-0	0-0	0-0	2-2
vs. UML:	0-1	1-4	0-1	0-0	1-6
vs. MC:	0-0	0-0	0-0	0-0	0-0
vs. UNH:	0-0	2-3	0-0	0-0	2-3
vs. NU:	0-0	2-1	0-0	0-0	2-1
vs. UND:	0-0	0-0	0-0	0-0	0-0
vs. PC:	0-1	0-0	0-0	0-0	0-1
Total:	8-6	9-20	1-2	0-1	18-29

Playoff appearances (last): 15 (2024)

Quarterfinal appearances: 12 (2023)

Semifinal appearances: 3 (2015)

Title game appearances: 1 (2008)

Championships: --

MATCH UPS

Number of seasons faced an opponent in a given round

(Year of last meeting in parentheses)

All series count as one meeting

	OR	QF	Semi	Final	All-Time
vs. BC	-	4 ('17)	1 ('10)	1 ('08)	7 ('17)
vs. BU	-	2 ('23)	1 ('08)	-	3 ('23)
vs. UConn 2 ('24)	-	-	-	-	2 ('24)
vs. Maine 2 ('17)	-	-	-	-	2 ('17)
vs. UMass 2 ('18)	-	-	-	-	2 ('18)
vs. UML 1 ('21)	1 ('21)	2 ('14)	1 ('15)	-	4 ('21)
vs. MC	-	-	-	-	-
vs. UNH	-	2 ('11)	-	-	2 ('11)
vs. NU	-	1 ('08)	-	-	1 ('08)
vs. ND	-	-	-	-	-
vs. PC	1 ('22)	-	-	-	1 ('22)

SEEDING PERFORMANCE

	Years (Last)	Record
No. 1 Seed	-	-
No. 2 Seed	-	-
No. 3 Seed	1 (2008)	3-2
No. 4 Seed	1 (2009)	0-2
No. 5 Seed	-	-
No. 6 Seed	3 (2017)	3-6
No. 7 Seed	4 (2015)	6-9
No. 8 Seed	1 (2010)	2-2
No. 9 Seed	3 (2024)	4-5
No. 10 Seed	2 (2022)	0-2
No. 11 Seed	1 (2023)	0-1
No. 12 Seed	-	-

HOCKEY EAST TOURNAMENT TEAM ADVANCEMENT

Championships:

- 12 Boston College ('87, '90, '98, '99, '01, '05, '07, '08, '10, '11, '12, '24)
- 10 Boston University ('86, '91, '94, '95, '97, '06, '09, '15, '18, '23)
- 5 Maine ('89, '92, '93, '00, '04)
- 3 Northeastern (1988, 2016, 2019)
- 3 UMass Lowell (2013, 2014, 2017)
- 2 New Hampshire (2002, 2003)
- 2 Providence (1985, 1996)
- 2 Massachusetts (2021, 2022)

Back-to-Back Championships:

- Boston College - Three in a row (2010, 2011, 2012)
- Massachusetts - 2021 and 2022
- UMass Lowell - 2013 and 2014
- Boston College - 2007 and 2008
- New Hampshire - 2002 and 2003
- Boston College - 1998 and 1999
- Boston University - 1994 and 1995
- Maine - 1992 and 1993

Championship Game Appearances:

- 19 Boston College ('85, '86, '87, '89, '90, '98, '99, '00, '01, '05, '06, '07, '08, '10, '11, '12, '17, '19, '24)
- 14 Boston University ('86, '91, '93, '94, '95, '97, '03, '06, '09, '13, '15, '18, '23, '24)
- 14 Maine ('87, '88, '89, '90, '91, '92, '93, '96, '98, '00, '02, '04, '10, '12)
- 8 New Hampshire ('92, '97, '99, '02, '03, '05, '07, '14)
- 8 UMass Lowell ('94, '09, '13, '14, '15, '16, '17, '21)
- 5 Providence ('85, '95, '96, '01, '18)
- 3 Northeastern ('88, '16, '19)
- 3 Massachusetts ('04, '21, '22)
- 2 Merrimack ('11, '23)
- 1 Vermont ('08)
- 1 UConn ('22)

Consecutive Championship Game Appearances:

- 7 Maine (1987-1993)
- 5 UMass Lowell (2013-17)
- 4 Boston College (1998-2001, 2005-2008)

Semifinal Appearances:

- 27 Boston College ('85, '86, '87, '89, '90, '92, '97, '98, '99, '00, '01, '03, '05, '06, '07, '08, '09, '10, '11, '12, '13, '16, '17, '18, '19, '21, '24)
- 27 Boston University ('85, '86, '90, '91, '93, '94, '95, '96, '97, '00, '02, '03, '04, '05, '06, '07, '08, '09, '10, '12, '13, '15, '17, '18, '19, '23, '24)
- 21 UMass Lowell ('85, '86, '87, '88, '93, '94, '95, '96, '97, '98, '01, '02, '09, '13, '14, '15, '16, '17, '21, '22, '23)
- 20 Maine ('87, '88, '89, '90, '91, '92, '93, '95, '96, '98, '99, '00, '01, '02, '04, '05, '06, '10, '12, '24)
- 17 New Hampshire ('90, '92, '93, '94, '97, '99, '00, '02, '03, '04, '05, '06, '07, '08, '11, '14, '15)
- 17 Providence ('85, '86, '88, '89, '91, '92, '95, '96, '99, '01, '12, '13, '14, '16, '18, '21, '23)
- 11 Northeastern ('87, '88, '89, '91, '94, '09, '11, '16, '18, '19, '22)
- 7 Massachusetts ('03, '04, '07, '19, '21, '22, '24)
- 3 Vermont ('08, '10, '15)
- 3 Merrimack ('98, '11, '23)
- 2 Notre Dame ('14, '17)
- 1 UConn ('22)

Consecutive Semifinal Appearances:

- 9 Boston College (2005-2013)
- 9 Boston University (2002-2010)
- 7 Maine (1987-93)
- 7 New Hampshire (2002-2008)
- 6 UMass Lowell (1993-1998)
- 5 Maine (1998-2002)
- 5 Boston College (1997-2001)
- 5 Boston University (1993-1997)
- 5 UMass Lowell (2013-2017)

There was no Hockey East Men's Tournament in 2020.

HOW SEEDS HAVE FARED IN THE HOCKEY EAST TOURNAMENT

Semifinals:

1985: #1 BC def. #5 Lowell, #3 PC def. #2 BU
1986: #1 BC def. #6 Lowell, #2 BU def. #4 PC
1987: #1 BC def. #5 NU, #3 Maine def. #2 Lowell
1988: #1 Maine def. #6 PC (two games, total goals)
#2 NU def. #4 Lowell
1989: #1 BC def. #4 PC, #2 Maine def. #3 NU
1990: #1 BC def. #5 UNH, #2 Maine def. #3 BU
1991: #3 BU def. #4 PC, #2 Maine def. #8 NU
1992: #1 Maine def. #5 BC, #2 UNH def. #3 PC
1993: #1 Maine def. #4 UML, #2 BU def. #3 UNH
1994: #1 BU def. #4 NU, #2 UML def. #3 UNH
1995: #2 BU def. #5 UML, #6 PC def. #1 Maine
1996: #4 PC def. #1 BU, #3 Maine def. #2 UML
1997: #1 BU def. #6 UML, #2 UNH def. #5 BC
1998: #2 BC def. #8 Merrimack, #6 Maine def. #5 UML
1999: #1 UNH def. #4 PC, #3 BC def. #2 Maine
2000: #4 Maine def. #1 BU, #3 BC def. #2 UNH
2001: #1 BC def. #5 UML, #3 PC def. #2 Maine
2002: #1 UNH def. #4 UML, #3 Maine def. #2 BU
2003: #1 UNH def. #6 UMass, #5 BU def. #2 BC
2004: #2 Maine def. #8 BU, #3 UMass def. #4 UNH
2005: #1 BC def. #4 Maine, #3 UNH def. #2 BU
2006: #1 BU def. #4 UNH, #3 BC def. #2 Maine
2007: #1 UNH def. #4 UMass, #2 BC def. #3 BU
2008: #4 BC def. #1 UNH, #3 UVM def. #2 BU
2009: #1 BU def. #6 BC, #5 UML def. #2 NU
2010: #2 BC def. #8 UVM, #4 Maine def. #3 BU
2011: #1 BC def. #6 NU, #4 Merrimack def. #2 UNH
2012: #1 BC def. #7 PC, #4 Maine def. #3 BU
2013: #1 UML def. #4 PC, #3 BU def. #2 BC
2014: #2 UML def. #8 ND, #4 UNH def. #3 PC
2015: #4 UML def. #7 UVM, #1 BU def. #8 UNH
2016: #6 NU def. #1 BC, #4 UML def. #2 PC
2017: #1 UML def. #4 ND, #3 BC def. #2 BU
2018: #4 BU def. #1 BC, #3 PC def. #2 NU
2019: #7 BC def. #1 UMA, #3 NU def. #5 BU
2020: *No Tournament Held*
2021: #7 UML def. #1 UML, #3 UMA def. #5 PC
2022: #4 UConn def. #1 NU, #2 UMA def. #3 UML
2023: #1 BU def. #7 PC, #2 MC def. #5 UML
2024: #1 BC def. #5 UMass, #2 BU def. #3 Maine

1 vs 4: 15 times (No. 1 seed leads 10-5 - last in 2022)
1 vs. 5: 6 times (No. 1 leads 6-0 - last in 2024)
1 vs. 6: 8 times (No. 1 leads 7-1 - last in 2012)
1 vs. 7: 4 times (Tied 2-2 - last in 2023)
1 vs. 8: 1 time (No. 1 leads 1-0 - last in 2015)
2 vs. 3: 21 times (No. 3 leads 14-7 - last in 2024)
2 vs. 4: 3 times (No. 2 leads 2-1 - last in 2011)
2 vs. 5: 5 times (No. 2 leads 3-2 - last in 2023)
2 vs. 8: 5 times (No. 2 leads 5-0 - last in 2014)
3 vs. 4: 5 times (No. 3 leads 3-2 - last in 2014)
3 vs. 5: 2 times (No. 3 leads 2-0 - last in 2021)
4 vs. 7: 1 time (No. 4 seed leads 1-0 - last in 2015)
5 vs. 6: 1 time (No. 6 leads 1-0 - last in 1998)

Appearances in semifinals

No. 1: 35 - last in 2024 - 25-9 record
(plus one victory for Maine in 1988)
No. 2: 36 - last in 2024 - 19-16 record
(plus one loss for NU in 1988)
No. 3: 28 - last in 2024 - 17-11 record
No. 4: 25 - last in 2022 - 11-14 record
(plus one victory for Lowell in 1988)
No. 5: 15 - last in 2024 - 2-13 record
No. 6: 9 - last in 2016 - 3-6 record
(plus one loss for PC in 1988)
No. 7: 6 - last in 2023 - 2-3 record
No. 8: 6 - last in 2015 - 0-6 record

Championship Game:

1985: #3 PC def. #1 BC
1986: #2 BU def. #1 BC
1987: #1 BC def. #3 Maine
1988: #2 NU def. #1 Maine
1989: #2 Maine def. #1 BC
1990: #1 BC def. #2 Maine
1991: #3 BU def. #2 Maine
1992: #1 Maine def. #2 UNH
1993: #1 Maine def. #2 BU
1994: #1 BU def. #2 UML
1995: #2 BU def. #6 PC
1996: #4 PC def. #3 Maine
1997: #1 BU def. #2 UNH
1998: #2 BC def. #6 Maine
1999: #3 BC def. #1 UNH
2000: #4 Maine def. #3 BC
2001: #1 BC def. #3 PC
2002: #1 UNH def. #3 Maine
2003: #1 UNH def. #5 BU
2004: #2 Maine def. #3 UMass
2005: #1 BC def. #3 UNH
2006: #1 BU def. #3 BC
2007: #2 BC def. #1 UNH
2008: #4 BC def. #3 UVM
2009: #1 BU def. #5 UML
2010: #2 BC def. #4 Maine
2011: #1 BC def. #4 Merrimack
2012: #1 BC def. #4 Maine
2013: #1 UML def. #3 BU
2014: #2 UML def. #4 UNH
2015: #1 BU def. #4 UML
2016: #6 NU def. #4 UML
2017: #1 UML def. #3 BC
2018: #4 BU def. #3 PC
2019: #3 NU def. #7 BC
2020: *No Tournament Held*
2021: #3 UMA def. #7 UML
2022: #2 UMA def. #4 UConn
2023: #1 BU def. #2 MC
2024: #1 BC def. #2 BU

1 vs 2: 11 times (No. 1 leads 7-4 - last in 2024)
1 vs. 3: 9 times (No. 1 leads 7-2 - last in 2017)
1 vs. 4: 3 times (No. 1 leads 3-0 - last in 2015)
1 vs. 5: 2 times (No. 1 leads 2-0 - last in 2009)
2 vs. 3: 2 times (Tied 1-1 - last in 2004)
2 vs. 4: 3 times (No. 2 leads 3-0 - last in 2022)
2 vs. 6: 2 times (No. 2 leads 2-0 - last in 1998)
3 vs. 4: 4 times (No. 4 leads 4-0 - last in 2018)
3 vs. 7: 2 times (No. 3 leads 2-0 - last in 2021)
4 vs. 6: 1 time (No. 6 leads 1-0 - last in 2016)

Championships:

No. 1 seed: 19 titles - last in 2024
No. 2 seed: 10 titles - last in 2022
No. 3 seed: 5 titles - last in 2021
No. 4 seed: 4 titles - last in 2018
No. 6 seed: 1 title - last in 2016

Appearances in Championship Game:

No. 1 seed: 25 - last in 2024 - 19-6 record
No. 2 seed: 18 - last in 2024 - 10-8 record
No. 3 seed: 17 - last in 2021 - 5-12 record
No. 4 seed: 11 - last in 2022 - 4-7 record
No. 5 seed: 2 - last in 2009 - 0-2 record
No. 6 seed: 3 - last in 2016 - 1-2 record
No. 7 seed: 2 - last in 2021 - 0-2 record

BOSTON COLLEGE (79-36-2)**Opening Round (2-1) 3 Appearances**

Year	Game	Result	Site
1995	#8 Boston College 4, #9 Massachusetts 5	L	BC
2022	#8 Boston College 4, #9 New Hampshire 3 (OT)	W	BC
2023	#8 Boston College 5, #9 Massachusetts 2	W	BC

Quarterfinals (46-20-1) 33 Appearances

Year	Game	Result	Site
1988	#5 Boston College 3, #4 Lowell 3 (Gm1)	T	UML
1988	#5 Boston College 2, #4 Lowell 5 (Gm2)	L	UML
1990	#1 Boston College 3, #8 Merrimack 1 (Gm1)	W	BC
1990	#1 Boston College 3, #8 Merrimack 6 (Gm2)	L	BC
1990	#1 Boston College 8, #8 Merrimack 5 (Gm3)	W	BC
1991	#1 Boston College 5, #8 Northeastern 6	L	BC
1992	#5 Boston College 5, #4 Boston University 2	W	BU
1993	#7 Boston College 2, #2 Boston University 6 (Gm1)	L	BU
1993	#7 Boston College 1, #2 Boston University 5 (Gm2)	L	BU
1994	#6 Boston College 1, #3 New Hampshire 4 (Gm1)	L	UNH
1994	#6 Boston College 5, #3 UNH 6 (2OT) (Gm2)	L	UNH
1996	#5 Boston College 2, #4 Providence 5 (Gm1)	L	PC
1996	#5 Boston College 2, #4 Providence 4 (Gm2)	L	PC
1997	#5 Boston College 7, #4 Merrimack 6 (Gm1)	W	BC
1997	#5 Boston College 5, #4 Merrimack 3 (Gm2)	W	BC
1998	#2 Boston College 4, #7 Providence 3 (Gm1)	W	BC
1998	#2 Boston College 6, #7 Providence 3 (Gm2)	W	BC
1999	#3 Boston College 5, #6 UMass Lowell 0 (Gm1)	W	BC
1999	#3 Boston College 5, #6 UMass Lowell 4 (Gm2)	W	BC
2000	#3 Boston College 8, #6 Northeastern 4 (Gm1)	W	BC
2000	#3 Boston College 3, #6 Northeastern 2 (Gm2)	W	BC
2001	#1 Boston College 1, #8 Merrimack 0 (Gm1)	W	BC
2001	#1 Boston College 5, #8 Merrimack 1 (Gm2)	W	BC
2002	#6 Boston College 3, #3 Maine 7 (Gm1)	L	ME
2002	#6 Boston College 2, #3 Maine 4 (Gm2)	L	ME
2003	#2 Boston College 4, #7 Merrimack 1 (Gm1)	W	BC
2003	#2 Boston College 2, #7 Merrimack 1 (Gm2)	W	BC
2004	#1 Boston College 2, #8 Boston University 3 (Gm1)	L	BC
2004	#1 Boston College 4, #8 Boston University 0 (Gm2)	W	BC
2004	#1 Boston College 2, #8 Boston University 4 (Gm3)	L	BC
2005	#1 Boston College 3, #8 Massachusetts 2 (OT) (Gm 1)	W	BC
2005	#1 Boston College 5, #8 Massachusetts 1 (Gm2)	W	BC
2006	#3 Boston College 3, #6 Vermont 2 (OT) (Gm1)	W	BC
2006	#3 Boston College 6, #6 Vermont 2 (Gm2)	W	BC
2007	#2 Boston College 3, #7 Northeastern 0 (Gm1)	W	BC
2007	#2 Boston College 7, #7 Northeastern 1 (Gm2)	W	BC
2008	#4 Boston College 5, #5 Providence 1 (Gm1)	W	BC
2008	#4 Boston College 5, #5 Providence 1 (Gm2)	W	BC
2009	#6 Boston College 5, #3 New Hampshire 3	W	UNH
2009	#6 Boston College 1, #3 New Hampshire 0	W	UNH
2010	#2 Boston College 6, #7 Massachusetts 5	W	BC
2010	#2 Boston College 5, #7 Massachusetts 2	W	BC
2011	#1 Boston College 4, #8 Massachusetts 1	W	BC
2011	#1 Boston College 4, #8 Massachusetts 2	W	BC
2012	#1 Boston College 2, #8 Massachusetts 1	W	BC
2012	#1 Boston College 3, #8 Massachusetts 2	W	BC
2013	#2 Boston College 4, #7 Vermont 2	W	BC
2013	#2 Boston College 4, #7 Vermont 1	W	BC
2014	#1 Boston College 2, #8 Notre Dame 7	L	BC
2014	#1 Boston College 4, #8 Notre Dame 2	W	BC
2014	#1 Boston College 2, #8 Notre Dame 4	L	BC
2015	#3 Boston College 4, #7 Vermont 2	W	BC
2015	#3 Boston College 1, #7 Vermont 3	L	BC
2015	#3 Boston College 0, #7 Vermont 1	L	BC
2016	#1 Boston College 3, #9 Vermont 0	W	BC
2016	#1 Boston College 2, #9 Vermont 4	L	BC
2016	#1 Boston College 4, #9 Vermont 3 (OT)	W	BC
2017	#3 Boston College 7, #6 Vermont 0	W	BC
2017	#3 Boston College 7, #6 Vermont 4	W	BC
2018	#1 Boston College 1, #10 Merrimack 0	W	BC
2018	#1 Boston College 4, #10 Merrimack 3 (OT)	W	BC
2019	#7 Boston College 4, #2 Providence 5 (OT)	L	PC
2019	#7 Boston College 4, #2 Providence 3 (OT)	W	PC
2019	#7 Boston College 2, #2 Providence 1	W	PC
2021	#1 Boston College 3, #9 New Hampshire 2	W	BC
2022	#8 Boston College 2, #1 Northeastern 3	L	NU
2023	#8 Boston College 0, #2 Merrimack 1 (2OT)	L	MC
2024	#1 Boston College 5, #8 UConn 4	W	BC

Boston College (cont.)**Semifinals (19-8) 27 Appearances**

Year	Game	Result	Site
1985	#1 Boston College 6, #5 UMass Lowell 5	W	PCC
1986	#1 Boston College 5, #6 UMass Lowell 2	W	PCC
1987	#1 Boston College 9, #5 Northeastern 3	W	BG
1989	#1 Boston College 6, #4 Providence 5 (2OT)	W	BC
1990	#1 Boston College 5, #5 New Hampshire 4 (OT)	W	BC
1992	#5 Boston College 3, #1 Maine 7	L	BG
1997	#5 Boston College 0, #2 New Hampshire 4	L	FC
1998	#2 Boston College 7, #8 Merrimack 2	W	FC
1999	#3 Boston College 3, #2 Maine 2	W	FC
2000	#3 Boston College 2, #2 New Hampshire 1	W	FC
2001	#1 Boston College 5, #5 UMass Lowell 1	W	FC
2003	#2 Boston College 5, #5 Boston University 6 (2OT)	L	FC
2005	#1 Boston College 2, #4 Maine 1 (2OT)	W	TD
2006	#3 Boston College 4, #2 Maine 1	W	TD
2007	#2 Boston College 6, #3 Boston University 2	W	TD
2008	#4 Boston College 5, #1 New Hampshire 4 (3OT)	W	TD
2009	#6 Boston College 2, #1 Boston University 3	L	TD
2010	#2 Boston College 3, #8 Vermont 0	W	TD
2011	#1 Boston College 5, #6 Northeastern 4	W	TD
2012	#1 Boston College 4, #7 Providence 2	W	TD
2013	#2 Boston College 3, #3 Boston University 6	L	TD
2016	#1 Boston College 4, #6 Northeastern 5	L	TD
2017	#3 Boston College 3, #2 Boston University 2	W	TD
2018	#1 Boston College 3, #4 Boston University 4 (OT)	L	TD
2019	#7 Boston College 3, #1 Massachusetts 0	W	TD
2021	#1 Boston College 5, #7 UMass Lowell 6 (2OT)	L	BC
2024	#1 Boston College 8, #5 Massachusetts 1	W	TD

Championship Game (12-7) 18 Appearances

Year	Game	Result	Site
1985	#1 Boston College 1, #3 Providence 2 (OT)	L	PCC
1986	#1 Boston College 4, #2 Boston University 9	L	PCC
1987	#1 Boston College 4, #3 Maine 2	W	BG
1989	#1 Boston College 4, #2 Maine 5	L	BC
1990	#1 Boston College 4, #2 Maine 3	W	BC
1998	#2 Boston College 3, #6 Maine 2	W	FC
1999	#3 Boston College 5, #1 New Hampshire 4 (OT)	W	FC
2000	#3 Boston College 1, #4 Maine 2	L	FC
2001	#1 Boston College 5, #3 Providence 3	W	FC
2005	#1 Boston College 3, #3 New Hampshire 1	W	TD
2006	#3 Boston College 1, #1 Boston University 2 (OT)	L	TD
2007	#2 Boston College 5, #1 New Hampshire 2	W	TD
2008	#4 Boston College 4, #3 Vermont 0	W	TD
2010	#2 Boston College 7, #4 Maine 6 (OT)	W	TD
2011	#1 Boston College 5, #4 Merrimack 3	W	TD
2012	#1 Boston College 4, #4 Maine 1	W	TD
2017	#3 Boston College 3, #1 UMass Lowell 4	L	TD
2019	#7 Boston College 2, #3 Northeastern 3	L	TD
2024	#1 Boston College 6, #2 Boston University 2	W	TD

Consolation Game (0-0-1)

Year	Game	Result	Site
1997	#5 Boston College 2, #6 UMass Lowell 2 (OT)	T	FC

BOSTON UNIVERSITY (81-44-1)**Opening Round (2-1) 2 Appearances**

Year	Game	Result	Site
2014	#9 Boston University 2, #8 Notre Dame 3	L	ND
2016	#5 Boston University 2, #12 Massachusetts 1 (OT)	W	BU
2016	#5 Boston University 5, #12 Massachusetts 4	W	BU

Quarterfinals (53-26-1) 38 Appearances

Year	Game	Result	Site
1985	#2 Boston University 7, #7 Maine 4 (Gm1)	W	BU
1985	#2 Boston University 4, #7 Maine 2 (Gm2)	W	BU
1986	#2 Boston University 1, #7 New Hampshire 1 (Gm1) T	BU	BU
1986	#2 Boston University 4, #7 New Hampshire 3 (Gm2)W	BU	BU
1987	#4 Boston University 2, #5 Northeastern 3	L	BU
1988	#3 Boston University 2, #6 Providence 3 (Gm1)	L	BU
1988	#3 Boston University 4, #6 Providence 6 (Gm2)	L	BU
1989	#5 Boston University 2, #4 Providence 3	L	PC
1990	#3 Boston University 3, #6 Northeastern 4 (Gm1)	L	BU
1990	#3 Boston University 5, #6 Northeastern 2 (Gm2)	W	BU
1990	#3 Boston University 5, #6 Northeastern 3 (Gm3)	W	BU
1991	#3 Boston University 7, #6 Merrimack 1	W	BU
1992	#4 Boston University 2, #5 Boston College 5	L	BU
1993	#2 Boston University 6, #7 Boston College 2 (Gm1)	W	BU
1993	#2 Boston University 5, #7 Boston College 1 (Gm2)	W	BU
1994	#1 Boston University 8, #8 Maine 5 (Gm1)	W	BU
1994	#1 Boston University 4, #8 Maine 3 (Gm2)	W	BU
1995	#2 Boston University 4, #7 Merrimack 3	W	BU
1996	#1 Boston University 5, #8 Massachusetts 2 (Gm1)	W	BU
1996	#1 Boston University 14, #8 Massachusetts 1 (Gm2)W	BU	BU
1997	#1 Boston University 6, #8 Northeastern 2 (Gm1)	W	BU
1997	#1 Boston University 7, #8 Northeastern 1 (Gm2)	W	BU
1998	#1 Boston University 1, #8 Merrimack 4 (Gm1)	L	BU
1998	#1 Boston University 6, #8 Merrimack 5 (Gm2)	W	BU
1998	#1 Boston University 4, #8 Merrimack 5 (Gm3)	L	BU
1999	#5 Boston University 2, #4 Providence 8 (Gm1)	L	PC
1999	#5 Boston University 8, #4 Providence 2 (Gm2)	W	PC
1999	#5 Boston University 1, #4 Providence 5 (Gm3)	L	PC
2000	#1 Boston University 4, #8 Massachusetts 2 (Gm1)	W	BU
2000	#1 Boston University 5, #8 Massachusetts 2 (Gm2)	W	BU
2001	#6 Boston University 3, #3 Providence 6 (Gm1)	L	PC
2001	#6 Boston University 2, #3 Providence 1 (Gm2)	W	PC
2001	#6 Boston University 3, #3 Providence 4 2OT (Gm3) L	PC	PC
2002	#2 Boston University 3, #7 Providence 2 (Gm1)	W	BU
2002	#2 Boston University 4, #7 Providence 2 (Gm2)	W	BU
2003	#5 Boston University 5, #4 Providence 4 OT	W	PC
2003	#5 Boston University 7, #4 Providence 1	W	PC
2004	#8 Boston University 3, #1 Boston College 2	W	BC
2004	#8 Boston University 0, #1 Boston College 4	L	BC
2004	#8 Boston University 4, #1 Boston College 2	W	BC
2005	#2 Boston University 1, #7 Providence 4	L	BU
2005	#2 Boston University 2, #7 Providence 0	W	BU
2005	#2 Boston University 2, #7 Providence 0	W	BU
2006	#1 Boston University 4, #8 Massachusetts 1	W	BU
2006	#1 Boston University 4, #8 Massachusetts 1	W	BU
2007	#3 Boston University 2, #6 Vermont 3	L	BU
2007	#3 Boston University 2, #6 Vermont 0	W	BU
2007	#3 Boston University 3, #6 Vermont 2 OT	W	BU
2008	#2 Boston University 5, #7 UMass Lowell 3	W	BU
2008	#2 Boston University 1, #7 UMass Lowell 4	L	BU
2008	#2 Boston University 4, #7 UMass Lowell 2	W	BU
2009	#1 Boston University 2, #8 Maine 1	W	BU
2009	#1 Boston University 3, #8 Maine 6	L	BU
2009	#1 Boston University 6, #8 Maine 2	W	BU
2010	#3 Boston University 3, #6 Merrimack 2	W	BU
2010	#3 Boston University 2, #6 Merrimack 3 OT	L	BU
2010	#3 Boston University 3, #6 Merrimack 0	W	BU
2011	#3 Boston University 2, #6 Northeastern 4	L	BU
2011	#3 Boston University 5, #6 Northeastern 2	W	BU
2011	#3 Boston University 4, #6 Northeastern 5	L	BU
2012	#3 Boston University 2, #6 New Hampshire 3 2OT	L	BU
2012	#3 Boston University 4, #6 New Hampshire 2	W	BU
2012	#3 Boston University 5, #6 New Hampshire 4 2OT	W	BU
2013	#3 Boston University 3, #6 Merrimack 0	W	BU
2013	#3 Boston University 5, #6 Merrimack 3	W	BU
2015	#1 Boston University 6, #11 Merrimack 2	W	BU
2015	#1 Boston University 4, #11 Merrimack 0	W	BU

Boston University (cont.)**Quarterfinals (cont.)**

Year	Game	Result	Site
2016	#5 Boston University 2, #4 UMass Lowell 3	L	UML
2016	#5 Boston University 0, #4 UMass Lowell 5	L	UML
2017	#2 Boston University 3, #8 Northeastern 2 (OT)	W	BU
2017	#2 Boston University 3, #8 Northeastern 2	W	BU
2018	#4 Boston University 5, #5 UConn 3 (OT)	W	BU
2018	#4 Boston University 2, #5 UConn 1	W	BU
2019	#5 Boston University 3, #4 UMass Lowell 0	W	UML
2019	#5 Boston University 4, #4 UMass Lowell 6	L	UML
2019	#5 Boston University 4, #4 UMass Lowell 1	W	UML
2021	#2 Boston University 2, #7 UMass Lowell 1	L	BU (WBA)
2022	#5 Boston University 1, #4 UConn 3	L	UC
2023	#1 Boston University 7, #11 Vermont 3	W	BU
2024	#2 Boston University 4, #7 Northeastern 2	W	BU

Semifinals (14-13) 27 Appearances

Year	Game	Result	Site
1985	#2 Boston University 2, #3 Providence 5	L	PCC
1986	#2 Boston University 3, #4 Providence 2	W	PCC
1990	#3 Boston University 1, #2 Maine 3	L	ME
1991	#3 Boston University 7, #4 Providence 5	W	BG
1993	#2 Boston University 2, #3 New Hampshire 0	W	BG
1994	#1 Boston University 5, #4 Northeastern 2	W	BG
1995	#2 Boston University 4, #5 UMass Lowell 2	W	BG
1996	#1 Boston University 4, #4 Providence 5	L	FC
1997	#1 Boston University 3, #6 UMass Lowell 2	W	FC
2000	#1 Boston University 2, #4 Maine 4	L	FC
2002	#2 Boston University 3, #3 Maine 4	L	FC
2003	#5 Boston University 6, #2 Boston College 5 (2OT)	W	FC
2004	#8 Boston University 0, #2 Maine 1	L	FC
2005	#2 Boston University 2, #3 New Hampshire 5	L	TD
2006	#1 Boston University 9, #4 New Hampshire 2	W	TD
2007	#3 Boston University 2, #2 Boston College 6	L	TD
2008	#2 Boston University 1, #3 Vermont 3	L	TD
2009	#1 Boston University 3, #6 Boston College 2	W	TD
2010	#3 Boston University 2, #4 Maine 5	L	TD
2012	#3 Boston University 3, #4 Maine 5	L	TD
2013	#3 Boston University 6, #2 Boston College 3	W	TD
2015	#1 Boston University 4, #8 New Hampshire 1	W	TD
2017	#2 Boston University 2, #3 Boston College 3	L	TD
2018	#4 Boston University 4, #1 Boston College 3 (OT)	W	TD
2019	#5 Boston University 1, #3 Northeastern 2 (OT)	L	TD
2023	#1 Boston University 2, #7 Providence 1 (OT)	W	TD
2024	#2 Boston University 4, #3 Maine 1	W	TD

Championship Game (10-4) 14 Appearances

Year	Game	Result	Site
1986	#2 Boston University 9, #1 Boston College 4	W	PCC
1991	#3 Boston University 4, #2 Maine 3 (OT)	W	BG
1993	#2 Boston University 2, #1 Maine 5	L	BG
1994	#1 Boston University 3, #2 UMass Lowell 2	W	BG
1995	#2 Boston University 3, #6 Providence 2	W	BG
1997	#1 Boston University 4, #2 New Hampshire 2	W	FC
2003	#5 Boston University 0, #1 New Hampshire 1 OT	L	FC
2006	#1 Boston University 2, #3 Boston College 1 (OT)	W	TD
2009	#1 Boston University 1, #5 UMass Lowell 0	W	TD
2013	#3 Boston University 0, #1 UMass Lowell 1	L	TD
2015	#1 Boston University 5, #4 UMass Lowell 3	W	TD
2018	#4 Boston University 2, #3 Providence 0	W	TD
2023	#1 Boston University 3, #2 Merrimack 2 (OT)	W	TD
2024	#2 Boston University 2, #1 Boston College 6	L	TD

Consolation Game (2-0)

Year	Game	Result	Site
1985	#2 Boston University 6, #5 Lowell 4	W	PCC
1996	#1 Boston University 7, #2 UMass Lowell 3	W	FC

UNIVERSITY OF CONNECTICUT (3-12)

Opening Round (1-6) 4 Appearances

<u>Year</u>	<u>Game</u>	<u>Result</u>	<u>Site</u>
2015	#9 UConn 2, #8 New Hampshire 5	L	UNH
2015	#9 UConn 0, #8 New Hampshire 2	L	UNH
2016	#8 UConn 1, #9 Vermont 2	L	UConn
2016	#8 UConn 3, #9 Vermont 4	L	UConn
2017	#9 UConn 1, #8 Northeastern 3	L	NU
2017	#9 UConn 2, #8 Northeastern 6	L	NU
2024	#8 UConn 4, #9 Vermont 1	W	UConn

Quarterfinals (1-5) 5 Appearances

<u>Year</u>	<u>Game</u>	<u>Result</u>	<u>Site</u>
2018	#5 UConn 4, #4 Boston University 5 (OT)	L	BU
2018	#5 UConn 1, #4 Boston University 2	L	BU
2021	#4 UConn 1, #5 Providence 6	L	UC (FIF)
2022	#4 UConn 3, #5 Boston University 1	W	UC
2023	#4 UConn 1, #5 UMass Lowell 2	L	UC
2024	#8 UConn 4, #1 Boston College 5	L	BC

Semifinals (1-0) 1 Appearance

<u>Year</u>	<u>Game</u>	<u>Result</u>	<u>Site</u>
2022	#4 UConn 4, #1 Northeastern 1	W	TD

Championship Game (0-1) 1 Appearance

<u>Year</u>	<u>Game</u>	<u>Result</u>	<u>Site</u>
2022	#4 UConn 1, #2 Massachusetts 2 (OT)	L	TD

UNIVERSITY OF MAINE (57-46-0)

Opening Round (4-9) 8 Appearances

Year	Game	Result	Site
2014	#6 Maine 2, #11 Merrimack 0	W	ME
2015	#10 Maine 2, #7 Vermont 4	L	UVM
2015	#10 Maine 4, #7 Vermont 2	W	UVM
2015	#10 Maine 2, #7 Vermont 3 (OT)	L	UVM
2016	#11 Maine 2, #6 Northeastern 3 (OT)	L	NU
2016	#11 Maine 3, #6 Northeastern 4 (OT)	L	NU
2017	#11 Maine 0, #6 Vermont 5	L	UVM
2017	#11 Maine 1, #6 Vermont 5	L	UVM
2018	#6 Maine 4, #11 New Hampshire 1	W	ME
2018	#6 Maine 3, #11 New Hampshire 2	W	ME
2021	#8 Maine 2, #9 New Hampshire 7	L	ME
2022	#11 Maine 2, #6 Merrimack 6	L	MC
2023	#6 Maine 2, #11 Vermont 4	L	ME

Quarterfinals (32-22) 27 Appearances

Year	Game	Result	Site
1985	#7 Maine 4, #2 Boston University 7 (Gm1)	L	BU
1985	#7 Maine 2, #2 Boston University 4 (Gm2)	L	BU
1986	#5 Maine 4, #4 Providence 5 (Gm1)	L	PC
1986	#5 Maine 2, #4 Providence 5 (Gm2)	L	PC
1987	#3 Maine 5, #6 Providence 2	W	ME
1990	#2 Maine 7, #7 Lowell 3 (Gm1)	W	ME
1990	#2 Maine 16, #7 Lowell 0 (Gm2)	W	ME
1991	#2 Maine 5, #7 Lowell 3	W	ME
1992	#1 Maine 7, #7 Merrimack 0	W	ME
1993	#1 Maine 6, #8 Northeastern 1	W	ME
1993	#1 Maine 9, #8 Northeastern 5	W	ME
1994	#8 Maine 5, #1 Boston University 8 (Gm1)	L	BU
1994	#8 Maine 3, #1 Boston University 4 (Gm2)	L	BU
1995	#1 Maine 7, #9 Massachusetts 4	W	ME
1996	#3 Maine 4, #6 New Hampshire 2	W	ME
1996	#3 Maine 8, #6 New Hampshire 4	W	ME
1998	#6 Maine 3, #3 New Hampshire 2 (2OT)	W	UNH
1998	#6 Maine 5, #3 New Hampshire 3	W	UNH
1999	#2 Maine 3, #7 Massachusetts 1	W	ME
1999	#2 Maine 5, #7 Massachusetts 2	W	ME
2000	#4 Maine 5, #5 Providence 3	W	ME
2000	#4 Maine 5, #5 Providence 4 (OT)	W	ME
2001	#2 Maine 2, #7 Northeastern 1	W	ME
2001	#2 Maine 6, #7 Northeastern 3	W	ME
2002	#3 Maine 7, #6 Boston College 3	W	ME
2002	#3 Maine 4, #6 Boston College 2	W	ME
2003	#3 Maine 3, #6 Massachusetts 5	L	ME
2003	#3 Maine 2, #6 Massachusetts 4	L	ME
2004	#2 Maine 2, #7 Merrimack 1	W	ME
2004	#2 Maine 3, #7 Merrimack 2	W	ME
2005	#4 Maine 7, #5 UMass Lowell 2	W	ME
2005	#4 Maine 5, #5 UMass Lowell 1	W	ME
2006	#2 Maine 4, #7 UMass Lowell 3 (OT)	W	ME
2006	#2 Maine 4, #7 UMass Lowell 3	W	ME
2007	#5 Maine 2, #4 Massachusetts 3	L	UM
2007	#5 Maine 2, #4 Massachusetts 5	L	UM
2009	#8 Maine 1, #1 Boston University 2	L	BU
2009	#8 Maine 6, #1 Boston University 3	W	BU
2009	#8 Maine 2, #1 Boston University 6	L	BU
2010	#4 Maine 1, #5 UMass Lowell 2	L	ME
2010	#4 Maine 2, #5 UMass Lowell 0	W	ME
2010	#4 Maine 3, #5 UMass Lowell 2 (OT)	W	ME
2011	#5 Maine 4, #4 Merrimack 5	L	MC
2011	#5 Maine 2, #4 Merrimack 6	L	MC
2012	#4 Maine 2, #5 Merrimack 1	W	ME
2012	#4 Maine 2, #5 Merrimack 5	L	ME
2012	#4 Maine 2, #5 Merrimack 1	W	ME
2013	#8 Maine 1, #1 UMass Lowell 4	L	UML
2013	#8 Maine 1, #1 UMass Lowell 2 (OT)	L	UML
2014	#6 Maine 1, #3 Providence 3	L	PC
2014	#6 Maine 2, #3 Providence 4	L	PC
2018	#6 Maine 3, #3 Providence 4	L	PC
2018	#6 Maine 2, #3 Providence 3	L	PC
2024	#3 Maine 5, #6 New Hampshire 0	L	ME

Maine (cont.)

Semifinals (15-6) 21 Appearances

Year	Game	Result	Site
1987	#3 Maine 5, #2 Lowell 4	W	BG
1988	#1 Maine 6, #6 Providence 5 (Gm1)	W	ME
1988	#1 Maine 11, #6 Providence 2 (Gm2)	W	ME
1989	#2 Maine 3, #3 Northeastern 2 (OT)	W	BC
1990	#2 Maine 3, #3 Boston University 1	W	ME
1991	#2 Maine 4, #8 Northeastern 3 (OT)	W	BG
1992	#1 Maine 7, #5 Boston College 3	W	BG
1993	#1 Maine 7, #4 Lowell 5	W	BG
1995	#1 Maine 3, #6 Providence 7	L	BG
1996	#3 Maine 5, #2 UMass Lowell 2	W	FC
1998	#6 Maine 6, #5 UMass Lowell 2	W	FC
1999	#2 Maine 2, #3 Boston College 3	L	FC
2000	#4 Maine 4, #1 Boston University 2	W	FC
2001	#2 Maine 3, #3 Providence 4	L	FC
2002	#3 Maine 4, #2 Boston University 3	W	FC
2004	#2 Maine 1, #8 Boston University 0	W	FC
2005	#4 Maine 1, #1 Boston College 2 (2OT)	L	TD
2006	#2 Maine 1, #3 Boston College 4	L	TD
2010	#4 Maine 5, #3 Boston University 2	W	TD
2012	#4 Maine 5, #3 Boston University 3	W	TD
2024	#3 Maine 1, #2 Boston University 4	L	TD

Championship Game (5-9) 14 Appearances

Year	Game	Result	Site
1987	#3 Maine 2, #1 Boston College 4	L	BG
1988	#1 Maine 3, #2 Northeastern 4	L	BG
1989	#2 Maine 5, #1 Boston College 4	W	BC
1990	#2 Maine 3, #1 Boston College 4	L	BC
1991	#2 Maine 3, #3 Boston University 4 (OT)	L	BG
1992	#1 Maine 4, #2 New Hampshire 1	W	BG
1993	#1 Maine 5, #2 Boston University 2	W	BG
1996	#3 Maine 2, #4 Providence 3	L	FC
1998	#6 Maine 2, #2 Boston College 3	L	FC
2000	#4 Maine 2, #3 Boston College 1	W	FC
2002	#3 Maine 1, #1 New Hampshire 3	L	FC
2004	#2 Maine 2, #3 Massachusetts 1 (3OT)	W	FC
2010	#4 Maine 6, #2 Boston College 7 (OT)	L	TD
2012	#4 Maine 1, #1 Boston College 4	L	TD

Consolation Game (1-0)

Year	Game	Result	Site
1995	#1 Maine 6, #5 UMass Lowell 0	W	BG

UNIVERSITY OF MASSACHUSETTS (21-38)

Opening Round (3-8) 6 Appearances

Year	Game	Result	Site
1995	#9 Massachusetts 5, #8 Boston College 4	W	BC
2014	#10 Massachusetts 1, #7 Vermont 2	L	UVM
2015	#12 Massachusetts 4, #5 Notre Dame 3 (5OT)	W	ND
2015	#12 Massachusetts 3, #5 Notre Dame 5	L	ND
2015	#12 Massachusetts 0, #5 Notre Dame 7	L	ND
2016	#12 Massachusetts 1, #5 Boston University 2 (OT)	L	BU
2016	#12 Massachusetts 4, #5 Boston University 5	L	BU
2017	#12 Massachusetts 0, #5 Providence 3	L	PC
2017	#12 Massachusetts 1, #5 Providence 5	L	PC
2018	#8 Massachusetts 3, #9 Vermont 2 (OT)	W	MA
2018	#8 Massachusetts 3, #9 Vermont 4 (OT)	L	MA
2016	#8 Massachusetts 5, #9 Vermont 1 (OT)	W	MA

Quarterfinals (12-25) 20 Appearances

Year	Game	Result	Site
1995	#9 Massachusetts 4, #1 Maine 7	L	ME
1996	#8 Massachusetts 2, #1 Boston University 5 (Gm1)	L	BU
1996	#8 Massachusetts 1, #1 Boston University 14 (Gm2)	L	BU
1997	#7 Massachusetts 1, #2 New Hampshire 5 (Gm1)	L	UNH
1997	#7 Massachusetts 2, #2 New Hampshire 8 (Gm2)	L	UNH
1999	#7 Massachusetts 1, #2 Maine 3 (Gm1)	L	ME
1999	#7 Massachusetts 2, #2 Maine 5 (Gm2)	L	ME
2000	#8 Massachusetts 2, #1 Boston University 4	L	BU
2000	#8 Massachusetts 2, #1 Boston University 5	L	BU
2003	#6 Massachusetts 5, #3 Maine 3	W	ME
2003	#6 Massachusetts 4, #3 Maine 2	W	ME
2004	#3 Massachusetts 6, #6 UMass Lowell 3	W	UM
2004	#3 Massachusetts 3, #6 UMass Lowell 1	W	UM
2005	#8 Massachusetts 2, #1 Boston College 3 (OT)	L	BC
2005	#8 Massachusetts 1, #1 Boston College 5	L	BC
2006	#8 Massachusetts 1, #1 Boston University 4	L	BU
2006	#8 Massachusetts 1, #1 Boston University 4	L	BU
2007	#4 Massachusetts 3, #5 Maine 2	W	UM
2007	#4 Massachusetts 5, #5 Maine 2	W	UM
2008	#8 Massachusetts 1, #1 New Hampshire 4	L	UNH
2008	#8 Massachusetts 2, #1 New Hampshire 7	L	UNH
2009	#7 Massachusetts 2, #2 Northeastern 1	W	NU
2009	#7 Massachusetts 1, #2 Northeastern 4	L	NU
2009	#7 Massachusetts 2, #2 Northeastern 3 (OT)	L	NU
2010	#7 Massachusetts 5, #2 Boston College 6	L	BC
2010	#7 Massachusetts 2, #2 Boston College 5	L	BC
2011	#8 Massachusetts 1, #1 Boston College 4	L	BC
2011	#8 Massachusetts 2, #1 Boston College 4	L	BC
2012	#8 Massachusetts 1, #1 Boston College 2	L	BC
2012	#8 Massachusetts 2, #1 Boston College 3	L	BC
2018	#8 Massachusetts 2, #2 Northeastern 3	L	NU
2018	#8 Massachusetts 2, #2 Northeastern 7	L	NU
2019	#1 Massachusetts 5, #8 New Hampshire 4 (OT)	W	UMA
2019	#1 Massachusetts 6, #8 New Hampshire 0	W	UMA
2021	#3 Massachusetts 4, #6 Northeastern 1	W	UMA
2022	#2 Massachusetts 4, #7 Providence 2	W	UMA
2024	#5 Massachusetts 3, #4 Providence 1	W	PC

Semifinals (3-4) 7 Appearances

Year	Game	Result	Site
2003	#6 Massachusetts 4, #1 New Hampshire 5	L	FC
2004	#3 Massachusetts 5, #4 New Hampshire 2	W	FC
2007	#4 Massachusetts 2, #1 New Hampshire 3 (2OT)	L	TD
2019	#1 Massachusetts 0, #7 Boston College 3	L	TD
2021	#3 Massachusetts 5, #5 Providence 2	W	UMA
2022	#2 Massachusetts 3, #3 UMass Lowell 1	W	TD
2024	#5 Massachusetts 1, #1 Boston College 8	L	TD

Championship Game (2-1) 3 Appearances

Year	Game	Result	Site
2004	#3 Massachusetts 1, #2 Maine 2 (3OT)	L	FC
2021	#3 Massachusetts 1, #7 UMass Lowell 0	W	UMA
2022	#2 Massachusetts 2, #3 UConn 1 (OT)	W	TD

UMASS LOWELL (51-54-3)**Opening Round (1-3-0) 3 Appearances**

Year	Game	Result	Site
2018	#7 UMass Lowell 1, #10 Merrimack 2 (OT)	L	UML
2018	#7 UMass Lowell 2, #10 Merrimack 3 (OT)	L	UML
2021	#7 UMass Lowell 5, #10 Vermont 2	W	UML
2024	#11 UMass Lowell 0, #6 New Hampshire 1	L	UNH

Quarterfinals (35-30-2) 32 Appearances

Year	Game	Result	Site
1985	#5 Lowell 7, #4 New Hampshire 6 (Gm1)	W	UNH
1985	#5 Lowell 4, #4 New Hampshire 8 (Gm2)	L	UNH
1986	#6 Lowell 4, #3 Northeastern 2 (Gm1)	W	NU
1986	#6 Lowell 3, #3 Northeastern 4 (Gm2)	L	NU
1988	#4 Lowell 3, #5 Boston College 3 (Gm1)	T	UML
1988	#4 Lowell 5, #5 Boston College 2 (Gm2)	W	UML
1990	#7 Lowell 3, #2 Maine 7 (Gm1)	L	ME
1990	#7 Lowell 0, #2 Maine 16 (Gm2)	L	ME
1991	#7 Lowell 3, #2 Maine 5	L	ME
1992	#6 UMass Lowell 0, #3 Providence 7	L	PC
1993	#4 UMass Lowell 7, #5 Providence 4 (Gm1)	W	UML
1993	#4 UMass Lowell 3, #5 Providence 3 (OT) (Gm2)	T	UML
1994	#2 UMass Lowell 7, #7 Merrimack 1 (Gm1)	W	UML
1994	#2 UMass Lowell 3, #7 Merrimack 0 (Gm2)	W	UML
1995	#5 UMass Lowell 5, #4 Northeastern 2	W	NU
1996	#2 UMass Lowell 7, #7 Northeastern 3 (Gm1)	W	UML
1996	#2 UMass Lowell 4, #7 Northeastern 3 (Gm2)	W	UML
1997	#6 UMass Lowell 6, #3 Providence 2 (Gm1)	W	PC
1997	#6 UMass Lowell 6, #3 Providence 5 (Gm2)	W	PC
1998	#5 UMass Lowell 8, #4 Northeastern 2 (Gm1)	W	NU
1998	#5 UMass Lowell 2, #4 Northeastern 3 (Gm2)	L	NU
1998	#5 UMass Lowell 5, #4 Northeastern 1 (Gm3)	W	NU
1999	#6 UMass Lowell 0, #3 Boston College 5 (Gm1)	L	BC
1999	#6 UMass Lowell 4, #3 Boston College 5 (Gm2)	L	BC
2001	#5 UMass Lowell 2, #4 New Hampshire 4	L	UNH
2001	#5 UMass Lowell 2, #4 New Hampshire 1	W	UNH
2001	#5 UMass Lowell 2, #4 New Hampshire 1	W	UNH
2002	#4 UMass Lowell 5, #5 Northeastern 2	W	UML
2002	#4 UMass Lowell 2, #5 Northeastern 4	L	UML
2002	#4 UMass Lowell 3, #5 Northeastern 1	W	UML
2003	#8 UMass Lowell 4, #1 New Hampshire 8	L	UNH
2003	#8 UMass Lowell 4, #1 New Hampshire 8	L	UNH
2004	#6 UMass Lowell 3, #3 Massachusetts 6	L	UM
2004	#6 UMass Lowell 1, #3 Massachusetts 3	L	UM
2005	#5 UMass Lowell 2, #4 Maine 7	L	ME
2005	#5 UMass Lowell 1, #4 Maine 5	L	ME
2006	#7 UMass Lowell 3, #2 Maine 4 (OT)	L	ME
2006	#7 UMass Lowell 3, #2 Maine 4	L	ME
2008	#7 UMass Lowell 3, #2 Boston University 5	L	BU
2008	#7 UMass Lowell 4, #2 Boston University 1	W	BU
2008	#7 UMass Lowell 2, #2 Boston University 4	L	BU
2009	#5 UMass Lowell 4, #4 Vermont 3 (OT)	W	UVM
2009	#5 UMass Lowell 4, #4 Vermont 2	W	UVM
2010	#5 UMass Lowell 2, #4 Maine 1	W	ME
2010	#5 UMass Lowell 0, #4 Maine 2	L	ME
2010	#5 UMass Lowell 2, #4 Maine 3 (OT)	L	ME
2012	#2 UMass Lowell 3, #7 Providence 5	L	UML
2012	#2 UMass Lowell 3, #7 Providence 2 (OT)	W	UML
2012	#2 UMass Lowell 0, #7 Providence 1	L	UML
2013	#1 UMass Lowell 4, #8 Maine 1	W	UML
2013	#1 UMass Lowell 2, #8 Maine 1 (OT)	W	UML
2014	#2 UMass Lowell 3, #7 Vermont 2	W	UML
2014	#2 UMass Lowell 2, #7 Vermont 3 (OT)	L	UML
2014	#2 UMass Lowell 2, #7 Vermont 1	W	UML
2015	#4 UMass Lowell 5, #5 Notre Dame 0	W	UML
2015	#4 UMass Lowell 2, #5 Notre Dame 4	L	UML
2015	#4 UMass Lowell 6, #5 Notre Dame 4	W	UML
2016	#4 UMass Lowell 3, #5 Boston University 2	W	UML
2016	#4 UMass Lowell 5, #5 Boston University 0	W	UML
2017	#1 UMass Lowell 1, #10 New Hampshire 3	L	UML
2017	#1 UMass Lowell 3, #10 New Hampshire 1	W	UML
2017	#1 UMass Lowell 8, #10 New Hampshire 2	W	UML
2019	#4 UMass Lowell 0, #5 Boston University 3	L	UML
2019	#4 UMass Lowell 6, #5 Boston University 4	W	UML
2019	#4 UMass Lowell 1, #5 Boston University 4	L	UML
2021	#7 UMass Lowell 2, #2 Boston University 1	W	BU (WBA)
2022	#3 UMass Lowell 7, #6 Merrimack 2	W	UML

UMass Lowell (cont.)**Semifinals (9-13) 21 Appearances**

Year	Game	Result	Site
1985	#5 Lowell 5, #1 Boston College 6	L	PCC
1986	#6 Lowell 2, #1 Boston College 5	L	PCC
1987	#2 Lowell 4, #3 Maine 5	L	BG
1988	#4 Lowell 1, #2 Northeastern 3 (Gm1)	L	BG
1988	#4 Lowell 2, #2 Northeastern 1 (Gm2)	W	BG
1993	#4 Lowell 5, #1 Maine 7	L	BG
1994	#2 UMass Lowell 4, #3 New Hampshire 2	W	BG
1995	#5 UMass Lowell 2, #2 Boston University 4	L	BG
1996	#2 UMass Lowell 2, #3 Maine 5	L	FC
1997	#6 UMass Lowell 2, #1 Boston University 3	L	FC
1998	#5 UMass Lowell 2, #6 Maine 6	L	FC
2001	#5 UMass Lowell 1, #1 Boston College 5	L	FC
2002	#4 UMass Lowell 3, #1 New Hampshire 4	L	FC
2009	#5 UMass Lowell 3, #2 Northeastern 2 (OT)	W	TD
2013	#1 UMass Lowell 2, #4 Providence 1	W	TD
2014	#2 UMass Lowell 4, #8 Notre Dame 0	W	TD
2015	#4 UMass Lowell 4, #7 Vermont 1	W	TD
2016	#4 UMass Lowell 2, #2 Providence 1 (3OT)	W	TD
2017	#1 UMass Lowell 5, #4 Notre Dame 1	W	TD
2021	#7 UMass Lowell 6, #1 Boston College 5 (2OT)	W	BC
2022	#3 UMass Lowell 1, #2 Massachusetts 3	L	TD
2023	#5 UMass Lowell 1, #2 Merrimack 2 (2OT)	L	TD

Championship Game (3-5) 8 Appearances

Year	Game	Result	Site
1994	#2 UMass Lowell 2, #1 Boston University 3	L	BG
2009	#5 UMass Lowell 0, #1 Boston University 1	L	TD
2013	#1 UMass Lowell 1, #3 Boston University 0	W	TD
2014	#2 UMass Lowell 4, #4 New Hampshire 0	W	TD
2015	#4 UMass Lowell 3, #1 Boston University 5	L	TD
2016	#4 UMass Lowell 1, #6 Northeastern 3	L	TD
2017	#1 UMass Lowell 4, #3 Boston College 3	W	TD
2021	#7 UMass Lowell 0, #3 Massachusetts 1	L	UMA

Consolation Game (2-3-1)

Year	Game	Result	Site
1985	#5 Lowell 4, #2 Boston University 6	L	PCC
1986	#6 Lowell 8, #4 Providence 5	W	PCC
1993	#4 UMass Lowell 5, #3 New Hampshire 4 (OT)	W	BG
1995	#5 UMass Lowell 0, #1 Maine 6	L	BG
1996	#2 UMass Lowell 3, #1 Boston University 7	L	FC
1997	#6 UMass Lowell 2, #5 Boston College 2	T	FC

MERRIMACK COLLEGE (18-45-0)

Opening Round (8-5) 7 Appearances

Year	Game	Result	Site
2014	#11 Merrimack 0, #6 Maine 2	L	ME
2015	#11 Merrimack 3, #6 Northeastern 2 OT	W	NU
2015	#11 Merrimack 2, #6 Northeastern 1 OT	W	NU
2016	#7 Merrimack 1, #10 New Hampshire 3	L	MC
2016	#7 Merrimack 3, #10 New Hampshire 2 (OT)	W	MC
2016	#7 Merrimack 2, #10 New Hampshire 1	W	MC
2017	#7 Merrimack 4, #10 New Hampshire 0	W	MC
2017	#7 Merrimack 0, #10 New Hampshire 4	L	MC
2017	#7 Merrimack 2, #10 New Hampshire 5	L	MC
2018	#10 Merrimack 2, #7 UMass Lowell 1 (OT)	W	UML
2018	#10 Merrimack 3, #7 UMass Lowell 2 (OT)	W	UML
2022	#6 Merrimack 6, #11 Maine 2	W	MC
2024	#10 Merrimack 0, #7 Northeastern 4	L	NU

Semifinals (2-1)

Year	Game	Result	Site
1998	#8 Merrimack 2, #2 Boston College 7	L	FC
2011	#4 Merrimack 4, #2 New Hampshire 1	W	TD
2023	#2 Merrimack 2, #5 UMass Lowell 1 (2OT)	W	TD

Championship Game (0-2)

Year	Game	Result	Site
2011	#4 Merrimack 3, #1 Boston College 5	L	TD
2023	#2 Merrimack 2, #1 Boston University 3 (OT)	L	TD

Quarterfinals (8-37) 23 Appearances

Year	Game	Result	Site
1990	#8 Merrimack 1, #1 Boston College 3 (Gm1)	L	BC
1990	#8 Merrimack 6, #1 Boston College 3 (Gm2)	W	BC
1990	#8 Merrimack 5, #1 Boston College 8 (Gm3)	L	BC
1991	#6 Merrimack 1, #3 Boston University 7	L	BU
1992	#8 Merrimack 0, #1 Maine 7	L	ME
1993	#6 Merrimack 3, #3 New Hampshire 5 (Gm1)	L	UNH
1993	#6 Merrimack 2, #3 New Hampshire 9 (Gm2)	L	UNH
1994	#7 Merrimack 1, #2 UMass Lowell 7 (Gm1)	L	UML
1994	#7 Merrimack 0, #2 UMass Lowell 3 (Gm2)	L	UML
1995	#7 Merrimack 3, #2 Boston University 4	L	BU
1997	#4 Merrimack 6, #5 Boston College 7 (Gm1)	L	MC
1997	#4 Merrimack 3, #5 Boston College 5 (Gm2)	L	MC
1998	#8 Merrimack 4, #1 Boston University 1 (Gm1)	W	BU
1998	#8 Merrimack 5, #1 Boston University 6 (Gm2)	L	BU
1998	#8 Merrimack 5, #1 Boston University 4 (Gm3)	W	BU
1999	#8 Merrimack 2, #1 New Hampshire 3 (Gm1)	L	UNH
1999	#8 Merrimack 4, #1 New Hampshire 5 (Gm2)	L	UNH
2000	#7 Merrimack 2, #2 New Hampshire 5	L	UNH
2000	#7 Merrimack 2, #2 New Hampshire 3 (OT)	L	UNH
2001	#8 Merrimack 0, #1 Boston College 1	L	BC
2001	#8 Merrimack 1, #1 Boston College 5	L	BC
2002	#8 Merrimack 2, #1 New Hampshire 6	L	UNH
2002	#8 Merrimack 4, #1 New Hampshire 5 (OT)	L	UNH
2003	#7 Merrimack 1, #2 Boston College 4	L	BC
2003	#7 Merrimack 1, #2 Boston College 2	L	BC
2004	#7 Merrimack 1, #2 Maine 2	L	ME
2004	#7 Merrimack 2, #2 Maine 3	L	ME
2010	#6 Merrimack 2, #3 Boston University 3	L	BU
2010	#6 Merrimack 3, #3 Boston University 2 (OT)	W	BU
2010	#6 Merrimack 0, #3 Boston University 3	L	BU
2011	#4 Merrimack 5, #5 Maine 4	W	MC
2011	#4 Merrimack 6, #5 Maine 2	W	MC
2012	#5 Merrimack 1, #4 Maine 2	L	ME
2012	#5 Merrimack 5, #4 Maine 2	W	ME
2012	#5 Merrimack 1, #4 Maine 2	L	ME
2013	#6 Merrimack 0, #3 Boston University 3	L	BU
2013	#6 Merrimack 3, #3 Boston University 5	L	BU
2015	#11 Merrimack 2, #1 Boston University 6	L	BU
2015	#11 Merrimack 0, #1 Boston University 4	L	BU
2016	#7 Merrimack 1, #2 Providence 3	L	PC
2016	#7 Merrimack 0, #2 Providence 2	L	PC
2018	#10 Merrimack 0, #1 Boston College 1	L	BC
2018	#10 Merrimack 3, #1 Boston College 4 (OT)	L	BC
2022	#6 Merrimack 2, #3 UMass Lowell 7	L	UML
2023	#2 Merrimack 1, #8 Boston College 0 (2OT)	W	MC

UNIVERSITY OF NEW HAMPSHIRE (56-50-2)

Opening Round (7-7) 8 Appearances

Year	Game	Result	Site
2015	#8 New Hampshire 5, #9 UConn 2	W	UNH
2015	#8 New Hampshire 2, #9 UConn 0	W	UNH
2016	#10 New Hampshire 3, #7 Merrimack 1	W	MC
2016	#10 New Hampshire 2, #7 Merrimack 3 (OT)	L	MC
2016	#10 New Hampshire 1, #7 Merrimack 2	L	MC
2017	#10 New Hampshire 0, #7 Merrimack 4	L	MC
2017	#10 New Hampshire 4, #7 Merrimack 0	W	MC
2017	#10 New Hampshire 5, #7 Merrimack 2	W	MC
2018	#11 New Hampshire 1, #6 Maine 4	L	ME
2018	#11 New Hampshire 2, #6 Maine 3	L	ME
2021	#9 New Hampshire 7, #8 Maine 2	W	ME
2022	#9 New Hampshire 3, #8 Boston College 4 (OT)	L	BC
2023	#10 New Hampshire 1, #7 Providence 2 (OT)	W	PC
2024	#6 New Hampshire 1, #11 UMass Lowell 0	W	UNH

Quarterfinals (39-27-1) 30 Appearances

Year	Game	Result	Site
1985	#4 New Hampshire 6, #5 Lowell 7	L	UNH
1985	#4 New Hampshire 8, #5 Lowell 4	W	UNH
1986	#7 New Hampshire 1, #2 Boston University 1	T	BU
1986	#7 New Hampshire 3, #2 Boston University 4	L	BU
1989	#6 New Hampshire 4, #3 Northeastern 5 (OT)	L	NU
1990	#5 New Hampshire 1, #4 Providence 5	L	PC
1990	#5 New Hampshire 2, #4 Providence 0	W	PC
1990	#5 New Hampshire 7, #4 Providence 4	W	PC
1991	#5 New Hampshire 1, #4 Providence 4	L	PC
1992	#2 New Hampshire 4, #7 Northeastern 2	W	UNH
1993	#3 New Hampshire 5, #6 Merrimack 3	W	UNH
1993	#3 New Hampshire 9, #6 Merrimack 2	W	UNH
1994	#3 New Hampshire 4, #6 Boston College 1	W	UNH
1994	#3 New Hampshire 6, #6 Boston College 5 (OT) (Gm 2)	W	UNH
1995	#3 New Hampshire 2, #6 Providence 3 (OT)	L	UNH
1996	#6 New Hampshire 2, #3 Maine 4	L	ME
1996	#6 New Hampshire 4, #3 Maine 8	L	ME
1997	#2 New Hampshire 5, #7 Massachusetts 1	W	UNH
1997	#2 New Hampshire 8, #7 Massachusetts 2	W	UNH
1998	#3 New Hampshire 2, #6 Maine 3 (2OT)	L	UNH
1998	#3 New Hampshire 3, #6 Maine 5	L	UNH
1999	#1 New Hampshire 3, #8 Merrimack 2	W	UNH
1999	#1 New Hampshire 5, #8 Merrimack 4	W	UNH
2000	#2 New Hampshire 5, #7 Merrimack 2	W	UNH
2000	#2 New Hampshire 3, #7 Merrimack 2 (OT)	W	UNH
2001	#4 New Hampshire 4, #5 UMass Lowell 2	W	UNH
2001	#4 New Hampshire 1, #5 UMass Lowell 2	L	UNH
2001	#4 New Hampshire 1, #5 UMass Lowell 2	L	UNH
2002	#1 New Hampshire 6, #8 Merrimack 2	W	UNH
2002	#1 New Hampshire 5, #8 Merrimack 4 (OT)	W	UNH
2003	#1 New Hampshire 8, #8 UMass Lowell 4	W	UNH
2003	#1 New Hampshire 8, #8 UMass Lowell 4	W	UNH
2004	#4 New Hampshire 2, #5 Providence 1	W	UNH
2004	#4 New Hampshire 3, #5 Providence 4 (OT)	L	UNH
2004	#4 New Hampshire 1, #5 Providence 0	W	UNH
2005	#3 New Hampshire 6, #6 Northeastern 1	W	UNH
2005	#3 New Hampshire 4, #6 Northeastern 0	W	UNH
2006	#4 New Hampshire 4, #5 Providence 0	W	UNH
2006	#4 New Hampshire 2, #5 Providence 1 (2OT) (Gm 2)	W	UNH
2007	#1 New Hampshire 4, #8 Providence 0	W	UNH
2007	#1 New Hampshire 6, #8 Providence 0	W	UNH
2008	#1 New Hampshire 4, #8 Massachusetts 1	W	UNH
2008	#1 New Hampshire 7, #8 Massachusetts 2	W	UNH
2009	#3 New Hampshire 3, #6 Boston College 5	L	UNH
2009	#3 New Hampshire 0, #6 Boston College 1	L	UNH
2010	#1 New Hampshire 7, #8 Vermont 4	W	UNH
2010	#1 New Hampshire 0, #8 Vermont 1	L	UNH
2010	#1 New Hampshire 0, #8 Vermont 1 (OT)	L	UNH
2011	#2 New Hampshire 3, #7 Vermont 1	W	UNH
2011	#2 New Hampshire 4, #7 Vermont 3	W	UNH
2012	#6 New Hampshire 3, #3 Boston Univ. 2 (2OT)	W	UNH
2012	#6 New Hampshire 2, #3 Boston University 4	L	UNH
2012	#6 New Hampshire 4, #3 Boston Univ. 5 (2OT)	L	UNH
2013	#5 New Hampshire 2, #4 Providence 3	L	PC
2013	#5 New Hampshire 4, #4 Providence 1	W	PC

New Hampshire (cont.)

Quarterfinals (cont.)

Year	Game	Result	Site
2013	#5 New Hampshire 2, #4 Providence 3	L	PC
2014	#4 New Hampshire 1, #5 Northeastern 0	W	UNH
2014	#4 New Hampshire 4, #5 Northeastern 5 (OT)	L	UNH
2014	#4 New Hampshire 5, #5 Northeastern 4	W	UNH
2015	#8 New Hampshire 2, #2 Providence 1 (OT)	W	PC
2015	#8 New Hampshire 1, #2 Providence 2	L	PC
2015	#8 New Hampshire 2, #2 Providence 1 (OT)	W	PC
2017	#10 New Hampshire 3, #1 UMass Lowell 1	W	UML
2017	#10 New Hampshire 1, #1 UMass Lowell 3	L	UML
2017	#10 New Hampshire 2, #1 UMass Lowell 8	L	UML
2021	#9 New Hampshire 2, #1 Boston College 3	L	BC
2024	#6 New Hampshire 0, #3 Maine 5	L	ME

Semifinals (8-9) 17 Appearances

Year	Game	Result	Site
1990	#5 New Hampshire 4, #1 Boston College 5 (OT)	L	BC
1992	#2 New Hampshire 5, #3 Providence 3	W	BG
1993	#3 New Hampshire 0, #2 Boston University 2	L	BG
1994	#3 New Hampshire 2, #2 UMass Lowell 4	L	BG
1997	#2 New Hampshire 4, #5 Boston College 0	W	FC
1999	#1 New Hampshire 6, #4 Providence 2	W	FC
2000	#2 New Hampshire 1, #3 Boston College 2	L	FC
2002	#1 New Hampshire 4, #5 UMass Lowell 3	W	FC
2003	#1 New Hampshire 5, #6 Massachusetts 4	W	FC
2004	#4 New Hampshire 2, #3 Massachusetts 5	L	FC
2005	#3 New Hampshire 5, #2 Boston University 2	W	TD
2006	#4 New Hampshire 2, #1 Boston University 9	L	TD
2007	#1 New Hampshire 3, #4 Massachusetts 2 (2OT)	W	TD
2008	#1 New Hampshire 4, #4 Boston College 5 (3OT)	L	TD
2011	#2 New Hampshire 1, #4 Merrimack 4	L	TD
2014	#4 New Hampshire 3, #3 Providence 1	W	TD
2015	#8 New Hampshire 1, #1 Boston University 4	L	TD

Championship Game (2-6)

Year	Game	Result	Site
1992	#2 New Hampshire 1, #1 Maine 4	L	BG
1997	#2 New Hampshire 2, #1 Boston University 4	L	FC
1999	#1 New Hampshire 4, #3 Boston College 5 (OT)	L	FC
2002	#1 New Hampshire 3, #3 Maine 1	W	FC
2003	#1 New Hampshire 1, #5 Boston University 0 (OT)	W	FC
2005	#3 New Hampshire 1, #1 Boston College 3	L	TD
2007	#1 New Hampshire 2, #2 Boston College 5	L	TD
2014	#4 New Hampshire 0, #2 UMass Lowell 4	L	TD

Consolation Game (0-1-1)

Year	Game	Result	Site
1993	#3 New Hampshire 4, #4 UMass Lowell 5 (OT)	L	BG
1994	#3 New Hampshire 4, #4 Northeastern 4	T	BG

NORTHEASTERN UNIVERSITY (33-48-1)**Opening Round (5-2) 4 Appearances**

Year	Game	Result	Site
2015	#6 Northeastern 2, #11 Merrimack 3 (OT)	L	NU
2015	#6 Northeastern 1, #11 Merrimack 2 (OT)	L	NU
2016	#6 Northeastern 3, #11 Maine 2 (OT)	W	NU
2016	#6 Northeastern 4, #11 Maine 3 (OT)	W	NU
2017	#8 Northeastern 3, #9 UConn 1	W	NU
2017	#8 Northeastern 6, #9 UConn 2	W	NU
2024	#7 Northeastern 4, #10 Merrimack 0	W	NU

Quarterfinals (22-36) 29 Appearances

Year	Game	Result	Site
1985	#6 Northeastern 2, #3 Providence 3 (Gm1)	L	PC
1985	#6 Northeastern 0, #3 Providence 3 (Gm2)	L	PC
1986	#3 Northeastern 2, #6 Lowell 4 (Gm1)	L	NU
1986	#3 Northeastern 4, #6 Lowell 3 (Gm2)	W	NU
1987	#5 Northeastern 3, #4 Boston University 2	W	BU
1989	#3 Northeastern 5, #6 New Hampshire 4 (OT)	W	NU
1990	#6 Northeastern 4, #3 Boston University 3	W	BU
1990	#6 Northeastern 2, #3 Boston University 5	L	BU
1990	#6 Northeastern 3, #3 Boston University 5	L	BU
1991	#8 Northeastern 6, #1 Boston College 5	W	BC
1992	#7 Northeastern 2, #2 New Hampshire 4	L	UNH
1993	#8 Northeastern 1, #1 Maine 6	L	ME
1993	#8 Northeastern 5, #1 Maine 9	L	ME
1994	#4 Northeastern 4, #5 Providence 3	W	NU
1994	#4 Northeastern 2, #5 Providence 1 (OT)	W	NU
1995	#4 Northeastern 2, #5 UMass Lowell 5	L	NU
1996	#7 Northeastern 3, #2 UMass Lowell 7	L	UML
1996	#7 Northeastern 3, #2 UMass Lowell 4	L	UML
1997	#8 Northeastern 2, #1 Boston University 6	L	BU
1997	#8 Northeastern 1, #1 Boston University 7	L	BU
1998	#4 Northeastern 2, #5 UMass Lowell 8	L	NU
1998	#4 Northeastern 3, #5 UMass Lowell 2	W	NU
1998	#4 Northeastern 1, #5 UMass Lowell 5	L	NU
2000	#6 Northeastern 4, #3 Boston College 8	L	BC
2000	#6 Northeastern 2, #3 Boston College 3	L	BC
2001	#7 Northeastern 1, #2 Maine 2	L	ME
2001	#7 Northeastern 3, #2 Maine 6	L	ME
2002	#5 Northeastern 2, #4 UMass Lowell 5	L	UML
2002	#5 Northeastern 4, #4 UMass Lowell 2	W	UML
2002	#5 Northeastern 1, #4 UMass Lowell 3	L	UML
2005	#6 Northeastern 1, #3 New Hampshire 6	L	UNH
2005	#6 Northeastern 0, #3 New Hampshire 4	L	UNH
2007	#7 Northeastern 0, #2 Boston College 3	L	BC
2007	#7 Northeastern 1, #2 Boston College 7	L	BC
2008	#6 Northeastern 0, #3 Vermont 1	L	UVM
2008	#6 Northeastern 2, #3 Vermont 1 (OT)	W	UVM
2008	#6 Northeastern 1, #3 Vermont 4	L	UVM
2009	#2 Northeastern 1, #7 Massachusetts 2	L	NU
2009	#2 Northeastern 4, #7 Massachusetts 1	W	NU
2009	#2 Northeastern 3, #7 Massachusetts 2 (OT)	W	NU
2011	#6 Northeastern 4, #3 Boston University 2	W	BU
2011	#6 Northeastern 2, #3 Boston University 5	L	BU
2011	#6 Northeastern 5, #4 Boston University 4	W	BU
2014	#5 Northeastern 0, #4 New Hampshire 1	L	UNH
2014	#5 Northeastern 5, #4 New Hampshire 4 (OT) (Gm 2)	W	UNH
2014	#5 Northeastern 4, #4 New Hampshire 5	L	UNH
2016	#6 Northeastern 3, #3 Notre Dame 1	W	ND
2016	#6 Northeastern 6, #3 Notre Dame 4	W	ND
2017	#8 Northeastern 2, #2 Boston University 3 (OT)	L	BU
2017	#8 Northeastern 2, #2 Boston University 3	L	BU
2018	#2 Northeastern 3, #8 Massachusetts 2	W	NU
2018	#2 Northeastern 7, #8 Massachusetts 2	W	NU
2019	#3 Northeastern 2, #6 Maine 1 (OT)	W	NU
2019	#3 Northeastern 2, #6 Maine 1	W	NU
2021	#6 Northeastern 1, #3 Massachusetts	L	NU
2022	#1 Northeastern 3, #8 Boston College 2	W	NU
2023	#3 Northeastern 1, #7 Providence 1 (OT)	L	NU
2024	#7 Northeastern 2, #2 Boston University 4	L	BU

Northeastern (cont.)**Semifinals (3-9) 12 Appearances**

Year	Game	Result	Site
1987	#5 Northeastern 3, #1 Boston College 9	L	BG
1988	#2 Northeastern 3, #4 Lowell 1 (Gm1)	W	BG
1988	#2 Northeastern 1, #4 Lowell 2 (Gm2)	L	BG
1989	#3 Northeastern 2, #2 Maine 3 (OT)	L	ME
1991	#8 Northeastern 3, #2 Maine 4	L	BG
1994	#4 Northeastern 2, #1 Boston University 5	L	BG
2009	#2 Northeastern 2, #5 UMass Lowell 3 (OT)	L	TD
2011	#6 Northeastern 4, #1 Boston College 5	L	TD
2016	#6 Northeastern 5, #1 Boston College 4	W	TD
2018	#2 Northeastern 2, #3 Providence 3 (OT)	L	TD
2019	#3 Northeastern 2, #5 Boston University 1 (OT)	W	TD
2022	#1 Northeastern 1, #4 UConn 4	L	TD

Championship Game (3-0) 3 Appearances

Year	Game	Result	Site
1988	#2 Northeastern 4, #1 Maine 3	W	BG
2016	#6 Northeastern 3, #4 UMass Lowell 2	W	TD
2019	#3 Northeastern 3, #7 Boston College 2	W	TD

Consolation Game (0-1-1)

Year	Game	Result	Site
1989	#3 Northeastern 2, #4 Providence 3	L	BC
1994	#4 Northeastern 4, #3 New Hampshire 4	T	BG

PROVIDENCE COLLEGE (45-55-1)**Opening Round (4-0) 3 Appearances**

Year	Game	Result	Site
2017	#5 Providence, #12 Massachusetts 0	W	PC
2017	#5 Providence 5, #12 Massachusetts 1	W	PC
2022	#7 Providence 2, #10 Vermont 1	W	PC
2023	#7 Providence 2, #10 New Hampshire 1 (OT)	W	PC

Quarterfinals (33-38-1) 34 Appearances

Year	Game	Result	Site
1985	#3 Providence 3, #6 Northeastern 2 (Gm1)	W	PC
1985	#3 Providence 3, #6 Northeastern 0 (Gm2)	W	PC
1986	#4 Providence 5, #5 Maine 4 (Gm1)	W	PC
1986	#4 Providence 5, #5 Maine 2 (Gm2)	W	PC
1987	#6 Providence 2, #3 Maine 5	L	ME
1988	#6 Providence 3, #3 Boston University 2 (Gm1)	W	BU
1988	#6 Providence 6, #3 Boston University 4 (Gm2)	W	BU
1989	#4 Providence 3, #5 Boston University 2	W	PC
1990	#4 Providence 5, #5 New Hampshire 1 (Gm1)	W	PC
1990	#4 Providence 0, #5 New Hampshire 2 (Gm2)	L	PC
1990	#4 Providence 4, #5 New Hampshire 7 (Gm3)	L	PC
1991	#4 Providence 4, #5 New Hampshire 1	W	PC
1992	#3 Providence 7, #6 UMass Lowell 0	W	PC
1993	#5 Providence 4, #4 UMass Lowell 7 (Gm1)	L	UML
1993	#5 Providence 3, #4 UMass Lowell 3 (OT) (Gm2)	T	UML
1994	#5 Providence 3, #4 Northeastern 4 (Gm1)	L	NU
1994	#5 Providence 1, #4 Northeastern 2 (OT) (Gm2)	L	NU
1995	#6 Providence 3, #3 New Hampshire 2 (OT)	W	UNH
1996	#4 Providence 5, #5 Boston College 2 (Gm1)	W	PC
1996	#4 Providence 4, #5 Boston College 2 (Gm2)	W	PC
1997	#3 Providence 2, #6 UMass Lowell 6 (Gm1)	L	PC
1997	#3 Providence 5, #6 UMass Lowell 6 (Gm2)	L	PC
1998	#7 Providence 3, #2 Boston College 4 (Gm1)	L	BC
1998	#7 Providence 3, #2 Boston College 6 (Gm2)	L	BC
1999	#4 Providence 8, #5 Boston University 2 (Gm1)	W	PC
1999	#4 Providence 2, #5 Boston University 8 (Gm2)	L	PC
1999	#4 Providence 5, #5 Boston University 1 (Gm3)	W	PC
2000	#5 Providence 3, #4 Maine 5	L	ME
2000	#5 Providence 4, #5 Maine 5 (OT)	L	ME
2001	#3 Providence 6, #6 Boston University 3	W	PC
2001	#3 Providence 1, #6 Boston University 2	L	PC
2001	#3 Providence 4, #6 Boston University 3	W	PC
2002	#7 Providence 2, #2 Boston University 3	L	BU
2002	#7 Providence 2, #2 Boston University 4	L	BU
2003	#4 Providence 4, #5 Boston University 5 (OT)	L	PC
2003	#4 Providence 1, #5 Boston University 7	L	PC
2004	#5 Providence 1, #4 New Hampshire 2	L	UNH
2004	#5 Providence 4, #4 New Hampshire 3 (OT)	W	UNH
2004	#5 Providence 0, #4 New Hampshire 1	L	UNH
2005	#7 Providence 4, #2 Boston University 1	W	BU
2005	#7 Providence 0, #2 Boston University 2	L	BU
2005	#7 Providence 0, #2 Boston University 2	L	BU
2006	#5 Providence 0, #4 New Hampshire 4	L	UNH
2006	#5 Providence 1, #4 New Hampshire 2 (2OT)	L	UNH
2007	#8 Providence 0, #1 New Hampshire 4	L	UNH
2007	#8 Providence 0, #1 New Hampshire 6	L	UNH
2008	#5 Providence 1, #4 Boston College 5	L	BC
2008	#5 Providence 1, #4 Boston College 5	L	BC
2012	#7 Providence 5, #2 UMass Lowell 3	W	UML
2012	#7 Providence 2 OT, #2 UMass Lowell 3	L	UML
2012	#7 Providence 1, #2 UMass Lowell 0	W	UML
2013	#4 Providence 3, #5 New Hampshire 2	W	PC
2013	#4 Providence 1, #5 New Hampshire 4	L	PC
2013	#4 Providence 3, #5 New Hampshire 2	W	PC
2014	#3 Providence 3, #6 Maine 1	W	PC
2014	#3 Providence 4, #6 Maine 2	W	PC
2015	#2 Providence 1, #8 New Hampshire 2 (OT)	L	PC
2015	#2 Providence 2, #8 New Hampshire 1	W	PC
2015	#2 Providence 1, #8 New Hampshire 2 (OT)	L	PC
2016	#2 Providence 3, #7 Merrimack 1	W	PC
2016	#2 Providence 2, #7 Merrimack 0	W	PC
2017	#5 Providence 0, #4 Notre Dame 5	L	ND
2017	#5 Providence 2, #4 Notre Dame 5	L	ND
2018	#3 Providence 4, #6 Maine 3	W	PC
2018	#3 Providence 3, #6 Maine 2	W	PC
2019	#2 Providence 5, #7 Boston College 4 (OT)	W	PC
2019	#2 Providence 3, #7 Boston College 4 (OT)	L	PC
2019	#2 Providence 1, #7 Boston College 2	L	PC
2021	#5 Providence 6, #4 UConn 1	W	UC (FIF)
2022	#7 Providence 2, #2 Massachusetts 4	L	UMA
2023	#7 Providence 2, #3 Northeastern 1 (OT)	W	NU
2024	#4 Providence 1, #5 Massachusetts 3	L	PC

Providence (cont.)**Semifinals (5-13) 18 Appearances**

Year	Game	Result	Site
1985	#3 Providence 5, #2 Boston University 2	W	PCC
1986	#4 Providence 2, #2 Boston University 3	L	PCC
1988	#6 Providence 5, #1 Maine 6 (Gm1)	L	BG
1988	#6 Providence 2, #1 Maine 11 (Gm2)	L	BG
1989	#4 Providence 5, #1 Boston College 6 (2OT)	L	BC
1991	#4 Providence 5, #3 Boston University 7	L	BG
1992	#3 Providence 3, #2 New Hampshire 5	L	BG
1995	#6 Providence 7, #1 Maine 3	W	BG
1996	#4 Providence 5, #1 Boston University 4	W	FC
1999	#4 Providence 2, #1 New Hampshire 6	L	FC
2001	#3 Providence 4, #2 Maine 3	W	FC
2012	#7 Providence 2, #1 Boston College 4	L	TD
2013	#4 Providence 1, #1 UMass Lowell 2	L	TD
2014	#3 Providence 1, #4 New Hampshire 3	L	TD
2016	#2 Providence 1, #4 UMass Lowell 2 (3OT)	L	TD
2018	#3 Providence 3, #2 Northeastern 2 (OT)	W	TD
2021	#5 Providence 2, #3 Massachusetts 5	L	UMA
2023	#7 Providence 1, #1 Boston University 2 (2OT)	W	TD

Championship Game (2-3)

Year	Game	Result	Site
1985	#3 Providence 2, #1 Boston College 1 (2OT)	W	PCC
1995	#6 Providence 2, #2 Boston University 3	L	BG
1996	#4 Providence 3, #3 Maine 2	W	FC
2001	#3 Providence 3, #1 Boston College 5	L	FC
2018	#3 Providence 0, #4 Boston University 2	L	TD

Consolation Game (1-1-0)

Year	Game	Result	Site
1986	#4 Providence 5, #6 Lowell 8	L	PCC
1989	#4 Providence 3, #3 Northeastern 2	W	BC

UNIVERSITY OF VERMONT (19-29)

Opening Round (9-6) 9 Appearances

<u>Year</u>	<u>Game</u>	<u>Result</u>	<u>Site</u>
2014	#7 Vermont 2, #10 Massachusetts 1	W	UVM
2015	#7 Vermont 4, #10 Maine 2	W	UVM
2015	#7 Vermont 2, #10 Maine 4	L	UVM
2015	#7 Vermont 3, #10 Maine 2 (OT)	W	UVM
2016	#9 Vermont 2, #8 UConn 1	W	UConn
2016	#9 Vermont 4, #8 UConn 3	W	UConn
2017	#6 Vermont, #11 Maine 0	W	UVM
2017	#6 Vermont 5, #11 Maine 1	W	UVM
2018	#9 Vermont 2, #8 Massachusetts 3 (OT)	L	MA
2018	#9 Vermont 4, #8 Massachusetts 3 (OT)	W	MA
2018	#9 Vermont 1, #8 Massachusetts 5	L	MA
2021	#10 Vermont 3, #7 UMass Lowell 5	L	UML
2022	#10 Vermont 1, #7 Providence 2	L	PC
2023	#11 Vermont 4, #6 Maine 2	W	ME
2024	#9 Vermont 1, #6 UConn 4	L	UConn

Quarterfinals (9-20) 13 Appearances

<u>Year</u>	<u>Game</u>	<u>Result</u>	<u>Site</u>
2006	#6 Vermont 2, #3 Boston College 3 (OT)	L	BC
2006	#6 Vermont 2, #3 Boston College 6	L	BC
2007	#6 Vermont 3, #3 Boston University 2	W	BU
2007	#6 Vermont 0, #3 Boston University 2	L	BU
2007	#6 Vermont 2, #3 Boston University 3 (OT)	L	BU
2008	#3 Vermont 1, #6 Northeastern 0	W	UVM
2008	#3 Vermont 1, #6 Northeastern 2 (OT)	L	UVM
2008	#3 Vermont 4, #6 Northeastern 1	W	UVM
2009	#4 Vermont 3, #5 UMass Lowell 4 (OT)	L	UVM
2009	#4 Vermont 2, #5 UMass Lowell 4	L	UVM
2010	#8 Vermont 4, #1 New Hampshire 7	L	UNH
2010	#8 Vermont 1, #1 New Hampshire 0	W	UNH
2010	#8 Vermont 1, #1 New Hampshire 0 (OT)	W	UNH
2011	#7 Vermont 1, #2 New Hampshire 3	L	UNH
2011	#7 Vermont 3, #2 New Hampshire 4	L	UNH
2013	#7 Vermont 2, #2 Boston College 4	L	BC
2013	#7 Vermont 1, #2 Boston College 4	L	BC
2014	#7 Vermont 2, #2 UMass Lowell 3	L	UML
2014	#7 Vermont 3, #2 UMass Lowell 2 (OT)	W	UML
2014	#7 Vermont 1, #2 UMass Lowell 2	L	UML
2015	#7 Vermont 2, #3 Boston College 4	L	BC
2015	#7 Vermont 3, #3 Boston College 1	W	BC
2015	#7 Vermont 1, #3 Boston College 0	W	BC
2016	#9 Vermont 0, #1 Boston College 3	L	BC
2016	#9 Vermont 4, #1 Boston College 2	W	BC
2016	#9 Vermont 3, #1 Boston College 4 (OT)	L	BC
2017	#6 Vermont 0, #3 Boston College 7	L	BC
2017	#6 Vermont 4, #3 Boston College 7	L	BC
2023	#11 Vermont 3, #1 Boston University 7	L	BU

Semifinals (1-2) 3 appearances

<u>Year</u>	<u>Game</u>	<u>Result</u>	<u>Site</u>
2008	#3 Vermont 3, #2 Boston University 1	W	TD
2010	#8 Vermont 0, #2 Boston College 3	L	TD
2015	#7 Vermont 1, #4 UMass Lowell 4	L	TD

Championship Game (0-1) 1 appearance

<u>Year</u>	<u>Game</u>	<u>Result</u>	<u>Site</u>
2008	#3 Vermont 0, #4 Boston College 4	L	TD

HOCKEY EAST TOURNAMENT SCORING RECORDS

CAREER POINTS (ALL-TIME)

Rk.	Name	Years	GP	G	A	Pts
1.	Jim Montgomery, ME	89-93	14	12	17	29
2.	Blake Bellefeuille, BC	96-00	16	13	12	25
3.	Jeff Farkas, BC	96-00	16	11	11	22
4.	Cal Ingraham, ME	91-94	9	8	13	21
	Chris Drury, BU	94-98	14	10	11	21
	Brian Boyle, BC	03-07	15	8	13	21
7.	Jason Krog, UNH	95-99	12	10	10	20
8.	Jon Morris, UML	84-88	13	8	11	19
	Brian Gionta, BC	97-01	16	11	8	19
10.	Nathan Gerbe, BC	05-08	12	7	11	18
	Benn Ferriero, BC	05-09	15	10	8	18
	Christian Sbrocca, UML	92-96	15	7	11	18
	Pat Mullane, BC	09-13	15	6	12	18
	Brady Shaw, UVM	14-17	19	7	11	18
	Joe Gambardella, UML	14-17	17	8	10	18

CAREER GOALS (ALL-TIME)

Rk.	Name	Seasons	GP	G
1.	Blake Bellefeuille, BC	96-00	16	13
2.	Jay Pandolfo, BU	92-96	11	12
	Gord Cruickshank, PC	84-88	13	12
	Jim Montgomery, ME	89-93	14	12
5.	David Emma, BC	87-91	10	11
	Eric Boguniecki, UNH	93-97	11	11
	Jeff Farkas, BC	96-00	16	11
	Brian Gionta, BC	97-01	16	11
9.	Jason Krog, UNH	95-99	12	10
	Chris Drury, BU	94-98	14	10
	Shawn Bates, BU	93-97	15	10
	Benn Ferriero, BC	05-09	15	10
	Grayson Downing, UNH	11-15	15	10
	Tyler Kelleher, UNH	14-17	20	10

CAREER ASSISTS (ALL-TIME)

Rk.	Name	Seasons	GP	A
1.	Jim Montgomery, ME	89-93	14	17
2.	Cal Ingraham, ME	91-94	9	13
	Brian Boyle, BC	03-07	15	13
4.	Joe Whitney, BC	07-11	15	12
	Pat Mullane, BC	09-13	15	12
	Blake Bellefeuille, BC	96-00	16	12
7.	John Stevens - NU	14-17	13	11
	Brady Shaw - UVM	14-17	19	11
	Nathan Gerbe, BC	05-08	12	11
	Jon Morris, UML	84-88	13	11
	Chris Drury, BU	94-98	14	11
	Chris Kelleher, BU *	94-98	14	11
	Christian Sbrocca, UML	92-96	15	11
	Jeff Farkas, BC	96-00	16	11
	Mike Mottau, BC *	96-00	16	11
	Bobby Allen, BC *	97-01	16	11
	Evan Rodrigues - BU	11-15	13	11

POINTS (ONE TOURNAMENT)

Rk.	Name	Season	GP	Pts
1.	Jim Montgomery, Maine	1993	4	11
	Robbie Russo, ND *	2015	6	11
	Jack Eichel, BU !	2015	4	11
4.	Will Smith, BC !	2024	3	10
	Chris Drury, BU	1996	4	10
	Jay Pandolfo, BU	1996	4	10
7.	Kevin Roy, NU	2016	6	9
	Paul Kariya, Maine !	1993	4	9
	Blake Bellefeuille, BC	1999	4	9
	Brock Bradford, BC	2007	4	9
	Nathan Gerbe, BC	2008	4	9
	Ryan Flanigan, MC	2011	4	9
	Marty McLinnis, BC	1990	5	9
13.	Nolan Stevens, NU	2016	6	8
	C.J. Smith, UML	2017	5	8
	Zach Aston-Reese, NU	2016	6	8
	Evan Rodrigues, BU	2015	4	8
	Peter Schneider, ND	2015	6	8
	Brady Shaw, UVM	2015	7	8
	Brendan Bradley, UVM	2015	7	8
	Peter Ferraro, Maine	1994	2	8
	Brady Kramer, PC	1995	3	8
	Cal Ingraham, Maine	1993	4	8
	Bob LaChance, BU	1996	4	8
	Jason Krog, UNH	1997	4	8
	Jason Krog, UNH	1999	4	8
	Darren Haydar, UNH	2002	4	8
	Colin Hemingway, UNH	2002	4	8
	Preston Callander, UNH	2005	4	8
	David Van der Gulik, BU	2006	4	8
	Brian Boyle, BC	2007	4	8
	Benn Ferriero, BC	2007	4	8
	Nathan Gerbe, BC	2007	4	8

GOALS (ONE TOURNAMENT)

Rk.	Name	Season	GP	G
1.	Martin Robitaille, Maine	1990	4	7
	Jay Pandolfo, BU	1996	4	7
	Marty McLinnis, BC	1990	5	7
4.	Jon Morris, UML	1985	4	6
	Eric Boguniecki, UNH	1997	4	6
	Blake Bellefeuille, BC	1999	4	6
	Jason Krog, UNH	1999	4	6
	David Van der Gulik, BU	2006	4	6
	Brock Bradford, BC	2007	4	6
	Grayson Downing, UNH	2015	5	6
	Jack Eichel, BU !	2015	4	6
12.	Will Smith, BC !	2024	3	5
	Kevin Roy, NU	2016	6	5
	Jerry Pollastrone, UNH	2008	3	5
	Clark Donatelli, BU	1985	4	5
	Gord Cruickshank, PC	1986	4	5
	Jim Montgomery, Maine	1993	4	5
	Preston Callander, UNH	2005	4	5
	Ryan Flanigan, MC	2011	4	5
	Kevin Goumas, UNH	2014	5	5

ASSISTS (ONE TOURNAMENT)

Rk.	Name	Season	GP	A
1.	Robbie Russo, ND *	2015	6	8
2.	Paul Kariya, Maine !	1993	4	7
	Colin Hemingway, UNH	2002	4	7
	Scott Savage, BC *	2017	4	7
5.	Matt Boldy, BC	2021	2	6
	Brady Keeper - Maine *	2018	4	6
	Zach Aston-Reese, NU	2016	6	6
	Peter Ferraro, Maine	1994	2	6
	Chris Kelleher, BU *	1998	3	6
	Cal Ingraham, Maine	1992	4	6
	Jim Montgomery, Maine	1993	4	6
	Glenn Stewart, UNH	1993	4	6
	Chris Drury, BU	1996	4	6
	Jayne Filipowicz, UNH *	1999	4	6
	Sean Collins, UNH	2005	4	6
	Brian Boyle, BC	2007	4	6
	Nathan Gerbe, BC	2007	4	6
	Brett Motherwell, BC *	2007	4	6
	T.J. Tynan, ND	2014	4	6

* - defenseman
! - rookie

2022 TOURNAMENT SCORING LEADERS

Rk.	Player, Team	GP	G-A-P
1.	Bobby Trivigno, UMass	3	3-2-5
	Josh Lopina, UMass	3	2-3-5
3.	Marc McLaughlin, BC	2	2-2-4
	Jack McBain, BC	2	1-3-4
	Filip Forsmark, MC	2	1-3-4
6.	Tyler Ward, UNH	1	3-0-3
	Max Newton, MC	2	2-1-3
	Marshall Warren, BC	2	1-2-3
	Steven Jandric, MC	2	1-2-3
	Ryan Ufko, UMass	1	0-3-3
	Isac Jonsson, UML	1	0-3-3

2023 TOURNAMENT SCORING LEADERS

Rk.	Player, Team	GP	G-A-P
1.	Lane Hutson, BU	3	2-2-4
	Dylan Peterson, BU	3	1-3-4
	Ryan Greene, BU	3	0-4-4
4.	Nick Zabaneh, BU	2	3-0-3
	Nikita Nesterenko, BC	2	2-1-3
	Andre Gasseau, BC	2	1-2-3
	Cutter Gauthier, BC	2	0-3-3
	Robbie Stucker, UVM	2	0-3-3
	Jeremy Wilmer, BU	2	0-3-3

2024 TOURNAMENT SCORING LEADERS

Rk.	Player, Team	GP	G-A-P
1.	Will Smith, BC !	3	5-5-10
2.	Cutter Gauthier, BC	3	3-4-7
	Gabe Perreault, BC !	2	3-4-7
4.	Ryan Leonard, BC !	3	2-4-6
5.	Ryan Greene, BU	3	2-3-5
	Justin Hryckowian, NU	2	2-3-5
	Bradly Nadeau, ME !	2	2-3-5
	Macklin Celebrini, BU !	3	2-3-5
	Alex Campbell, NU	2	1-4-5
	Dylan Hryckowian, NU !	2	1-4-5

HOCKEY EAST TOURNAMENT GOALTENDING RECORDS

GOALS AGAINST AVERAGE (CAREER)

(minimum of 200 minutes played - **bold** denotes active player)

Rk.	Player, School	Years	Min.	GA	GAA
1.	Nick Ellis - PC	2016	232:27	3	0.77
2.	Filip Lindberg - UMA	2019-21	350:42	6	1.03
3.	Connor Hellebuyck - UML	2013-14	547:07	10	1.10
4.	Cory Schneider - BC	2004-07	706:19	15	1.27
5.	Jimmy Howard - Maine	2004-05	471:26	12	1.53
6.	Drew Vogler - MC	2016-18	308:22	8	1.56
7.	Jeff Pietrasiak - UNH	2003-06	229:45	6	1.57
8.	Craig Pantano - MC	2018	273:53	8	1.75
9.	John Curry - BU	2005-07	710:51	21	1.77
10.	Matt O'Connor - BU	2011-15	297:30	9	1.82
11.	Chris Terreri - PC	1985-86	436:52	14	1.92

SAVE PERCENTAGE (CAREER)

(minimum of 200 minutes played - **bold** denotes active player)

Rk.	Player, School	Years	Saves	GA	Save%
1.	Nick Ellis - PC	2016	87	3	.967
2.	Connor Hellebuyck, UML	2013-14	256	10	.962
3.	Cory Schneider, BC	2004-07	313	15	.954
4.	Filip Lindberg, UMA	2019-21	121	6	.953
5.	Chris Terreri, PC	1985-86	244	14	.946
6.	Rasmus Tirronen, MC	2012-15	222	13	.945
7.	Jeff Pietrasiak, UNH	2003-06	100	6	.943
8.	Drew Vogler, MC	2016-18	132	8	.943
9.	Jimmy Howard, Maine	2004-05	196	12	.942
10.	Kevin Regan, UNH	2005-08	382	24	.941
11.	Danny Tirone, UNH	2015-18	577	37	.940

SAVES (CAREER)

Rk.	Player	Year	Games	Saves
1.	Danny Tirone, UNH	2015-18	19	577
2.	Kieran Millan, BU	2009-12	16	513
3.	Sean Fields, BU	2001-04	14	445
4.	John Muse, BC	2008-11	14	411
5.	Kevin Regan, UNH	2005-08	11	382
6.	Scott Clemmensen, BC	1998-01	16	364
7.	Cal Petersen, ND	2015-17	11	335
8.	Casey DeSmith - UNH	2013-14	11	326
9.	Martin Fillion, UML	1995-98	12	325
10.	Cory Schneider, BC	2005-07	11	313
11.	Jon Gillies, PC	2013-15	10	300

WINS (CAREER)

Rk.	Player, School	Years	W-L
1.	Scott Clemmensen, BC	1998-01	15-1
2.	John Muse, BC	2008-11	13-1
3.	Cory Schneider, BC	2005-07	10-1
4.	Kieran Millan, BU	2009-12	9-6
5.	Connor Hellebuyck, UML	2012-14	8-1
	Mike Ayers, UNH	2002-04	8-2
	Matt Yeats, Maine	2000-02	8-2
	Ryan Ruck, NU	2016-20	8-2
	Kevin Regan, UNH	2005-08	8-3
	Jake Oettinger, BU	2017-19	8-3
	John Curry, BU	2005-07	8-4
	Joseph Woll, BC	2017-19	8-4
	Sean Fields, BU	2001-04	8-6
	Danny Tirone, UNH	2015-18	8-9

WINNING PERCENTAGE (CAREER)

(minimum of five decisions)

Rk.	Player, School	Year	W-L	Win%
1.	Scott Clemmensen, BC	1998-2001	15-1	.938
2.	John Muse, BC	2008-2011	13-1	.929
3.	Cory Schneider, BC	2005-2007	10-1	.909
4.	Connor Hellebuyck, UML	2013-2014	8-1	.889
5.	Parker Milner, BC	2010-13	7-1	.875
6.	Jake Oettinger, BU	2017-19	6-1	.857
	Cayden Primeau, NU	2018-19	6-1	.857
8.	Tyler Wall, UML	2017-19	5-1	.833
	Filip Lindberg, UMA	2019-21	5-1	.833
10.	Ryan Ruck, NU	2016-20	8-2	.800
	Matt O'Connor, BU	2013-16	4-1	.800
12.	Mike Ayers, UNH	2001-04	6-2	.750

GOAL AGAINST AVERAGE (ONE TOURNAMENT)

(minimum of 100 minutes played)

Rk.	Player, School	Year	GAA
1.	Jimmy Howard, Maine	2004	0.52
2.	Cory Schneider, BC	2005	0.86
3.	Connor Hellebuyck, UML	2013	0.99
4.	Filip Lindberg, UMass	2021	1.00
5.	Derek Herlofsky, BU	1993	1.00
6.	Matt O'Connor - BU	2015	1.01
7.	Nick Ellis - PC	2016	1.01
8.	Filip Lindberg, UMass	2019	1.05
9.	Gabe Winer, UMass	2004	1.10
10.	Brody Hoffman, UVM	2015	1.12

SAVE PERCENTAGE (ONE TOURNAMENT)

(minimum of 100 minutes played)

Rk.	Player, School	Save%
1.	Jimmy Howard, Maine (2004)	.980
2.	Chris Terreri, PC (1985)	.969
3.	Gabe Winer, UMass (2004)	.967
4.	Brody Hoffman, UVM (2015)	.967
5.	Cayden Primeau, NU (2019)	.966
	Connor Hellebuyck, UML (2013)	.966
7.	Cory Schneider, BC (2005)	.964
8.	Kevin Regan, UNH (2007)	.963
9.	Connor Hellebuyck, UML (2014)	.960
10.	John Muse, BC (2008)	.959

SAVES (ONE TOURNAMENT)

Rk.	Player	Year	Games	Saves
1.	Kieran Millan, BU	2012	4	189
	Rasmus Tirronen, MC	2015	4	189
	Danny Tirone, UNH	2017	6	189
4.	Cal Petersen, ND	2015	6	181
5.	Daniel Tirone, UNH	2015	6	171
6.	Joseph Woll, BC	2019	5	164
7.	Kevin Regan, UNH	2007	4	157
8.	Chris Terreri, PC	1985	4	155
9.	Connor Hellebuyck, UML	2014	5	144
10.	John Muse, BC	2008	4	142
11.	Cayden Primeau, NU	2019	4	141
	Sean Fields, BU	2003	4	141
	Sean Maguire, BU	2013	4	141

WINS (ONE TOURNAMENT)

Rk.	Player, School	Year	Wins
1.	Ryan Ruck, NU	2016	6
2.	Cayden Primeau, NU	2019	4
	Jake Oettinger, BU	2018	4
	Tyler Wall, UML	2017	4
	Scott Clemmensen, BC	'98, '99, '01	4
	Connor Hellebuyck, UML	2013, '14	4
	Parker Milner, BC	2012	4
	John Muse, BC	2011	4
	Kieran Millan, BU	2009	4
	John Muse, BC	2008	4
	Cory Schneider, BC	2007	4
	John Curry, BU	2006	4
	Matt Yeats, Maine	2000	4
	Dan Dennis, Providence	1996	4
	Chris Terreri, Providence	1985	4
	Daniel Tirone, UNH	2015	4
	Matt O'Connor, BU	2015	4

SAVES (SINGLE GAME)

Rk.	Player, School	Date	Opp.	Rd.	Result	Saves
1.	Cal Petersen, ND	3/6/15	vs. UMass	O	L, 3-4 5OT	87
2.	Steve Mastalerz, UMA	3/6/15	at ND	O	W, 4-3 5OT	75
3.	Kieran Millan, BU	3/11/12	vs. UNH	Q	W, 5-4 2OT	68
4.	Chris Terreri, PC	3/16/85	vs. BC	F	W, 2-1 2OT	65
5.	Jimmy Howard, ME	3/19/04	vs. UMass	F	W, 2-1 3OT	63
	Rasmus Tirronen, MC	3/7/15	at NU	O	W, 2-1 2OT	63
7.	Kevin Regan, UNH	3/21/08	vs. BC	S	L, 4-5 3OT	62
	Joe Exter, MC	3/9/02	at UNH	Q	L, 4-5 OT	62
9.	Tyler Sims, PC	3/10/06	at UNH	Q	L, 1-2 2OT	59
	Gabe Winer, UMass	3/19/04	vs. Maine	F	L, 1-2 3OT	59
11.	Kevin Boyle, UML	3/18/16	vs. PC	S	W, 2-1 3OT	58
12.	Brian Regan, UMass	3/7/97	at UNH	Q	L, 1-5	55
13.	Tyler Sims, PC	3/11/05	at BU	Q	W, 4-1	51
14.	Jeff Levy, UNH	3/8/92	NU	Q	W, 4-2	50
	Brian Foster, UNH	3/14/10	UVM	Q	L, 0-1	50
	Casey DeSmith, UNH	3/11/12	at BU	Q	L, 4-5 2OT	50
	Rasmus Tirronen	3/14/15	at BU	Q	L, 0-5	50

HOCKEY EAST TOURNAMENT TEAM RECORDS

MISCELLANEOUS

Consecutive wins

12 - Boston College (2010-2013)
11 - Boston College (1998-2000)
10 - Boston College (2007-2009)
9 - Boston University (1994-1996)
9 - New Hampshire (2002-2004)

Consecutive losses

14 - Merrimack (1998-2010)
10 - Merrimack (1990-1997)
10 - UMass Lowell (2002-2008)
9 - UMass (1995-2000)
9 - UConn (2015-21)
8 - Boston College (1992-1996)
8 - Providence (2005-2008)
8 - UConn (2015-2018)

Most shots-on-goal by one team in one game —

Open: 91; UMass (3/6/15 at ND, 5OT)
in regulation time: 50; Merrimack (3/4/16 vs. UNH)
Qtrs: 72; New Hampshire (3/11/12 vs. BU - 2OT)
in regulation time: 60; UNH (3/7/97 vs. UMass)
Semis: 67; Boston College (3/21/08 vs. UNH - 3OT)
in regulation time: 50; Maine (3/17/95 vs. PC)
Final: 66; Boston College (3/16/85 vs. PC - 2OT)
in regulation time: 47; BC (3/11/89 vs. Maine)
47; BC (3/17/01 vs. PC)

Most shots-on-goal by both teams in one game —

Open: 169; at Notre Dame 91, UMass 78 (3/6/15 - 5OT)
in regulation time: 79; at BU 43, UMass 36 (3/5/16)
Qtrs: 127; at Boston U. 55, New Hampshire 72 (3/11/12 - 2OT)
in regulation time: 92; at UNH 58, MC 34 (3/9/02)
Semis: 116; Boston College 67, UNH 49 (3/21/03 - 3OT)
in regulation time: 82; BC 45, Lowell 37 (3/15/85)
Final: 125; Massachusetts 64, Maine 61 (3/19/04 - 3OT)
in regulation time: 83; BC 43, BU 40 (3/15/86)

Fewest shots-on-goal by one team in one game —

Open: 18; Vermont (3/9/22 at PC)
18; UMass (3/8/23 at BC)
Qtrs: 10; Boston University (3/11/04 at BC)
Semis: 16; Providence (3/14/86 vs. BU)
16; Vermont (3/21/08 vs. BU)
Final: 15; Providence (3/17/01 vs. BC)

Fewest shots-on-goal by both teams in one game —

Open: 39; at UNH 1, UML 0 (3/13/24)
Qtrs: 40; at Boston College 30, Boston University 10 (3/11/04)
40; UMass Lowell 21, Maine 19 (3/12/10)
Semis: 42; Vermont 16, Boston University 26 (3/21/08)
Final: 46; Boston College 27, Maine 19 (3/21/98)

Most shots-on-goal by one team in one period —

Open: 21; Maine (3/3/18 vs. UNH)
20; BC (3/8/23 vs. UMass)
Qtrs: 25; Boston College (3/12/22 at NU)
Semis: 24; Boston College (3/21/08 vs. UNH)
Final: 22; Boston College (3/17/01 vs. PC)

Most shots-on-goal by both teams in one period —

Open: 35; Massachusetts 18, at Boston Univ. 13 (3/5/16)
Qtrs: 37; New Hampshire 21, Boston Univ. 16 (3/11/12)
Semis: 32; Boston College 24, New Hampshire 8 (3/21/08)
Final: 32; Boston College 19, New Hampshire 13 (3/17/07)

Fewest shots-on-goal by one team in one full period —

Open: 3; New Hampshire (3/13/24 vs UML)
3; Massachusetts (3/8/15 at ND)
3; UConn (3/7/15 at UNH)

Qtrs: 1; Massachusetts (3/7/03 at Maine)
1; Boston College (3/15/08 vs. PC)
1; New Hampshire (3/10/17 at UML)
1; New Hampshire (3/11/17 at UML)

Semis: 2; Boston University (3/17/23 vs. PC)
2; Northeastern (3/15/87 vs. BC)
2; UMass Lowell (3/16/01 vs. BC)
2; Boston College (3/19/10 vs. UVM)

Final: 2; UMass Lowell (3/18/17 vs. BC)
2; UConn (3/29/22 vs. UMA)
3; Maine (3/21/98 vs. BC)

Fewest shots-on-goal by both teams in one full period —

Open: 9; at UNH 1, UML 0 (3/13/24)
10; at ND 7, Massachusetts 3 (3/8/15)
Qtrs: 6; New Hampshire 1, UMass Lowell 5 (3/11/17)
Semis: 9; Maine 5, UMass Lowell 4 (3/20/98)
Final: 9; UConn 2, Massachusetts 7 (3/29/22)
13; Boston College 7, New Hampshire 6 (3/20/99)
13; Northeastern 8, UMass Lowell 5 (3/19/16)

PENALTIES

Most penalties by all teams in one tournament —
227; 1993

Most penalty minutes by all teams in one tournament —
526; 1993

Most penalties by one team in one tournament —
43; Maine (1993)

Most penalty minutes by one team in one tournament —
138; Merrimack (2012)

Most penalties by one team in one game —

Open: 10; Merrimack (3/6/15 at NU)
Qtrs: 26; Merrimack (3/10/12 at Maine)
Semis: 17; Providence (3/9/88 at Maine)
Final: 13; Maine (3/10/91 vs. BU)
13; Boston University (3/20/93 vs. Maine)

Most penalty minutes by one team in one game —

Open: 41; Vermont (3/1/18 at UMass)
Qtrs: 98; Merrimack (3/10/12 vs. Maine)
Semis: 44; Lowell (3/10/88 at NU)
Final: 34; Maine (3/10/91 vs. BU)
34; Boston University (3/20/93 vs. Maine)

Most penalty minutes by one player in one game —

Open: 15; Hampus Gustafsson, MC (3/6/15 at NU)
Robbie Hennessey, PC (3/4/17 vs. UMass)
Jarrid Privitera, UVM (3/1/18 at UMass)
Qtrs: 32; Patrick Eaves, BC (3/7/03 vs. MC)
Semis: 16; Brendan Buckley, BC (3/20/98 vs. MC)
Final: 14; Eric Fenton, Maine (3/20/03 vs. BU)
14; Joe Sacco, BU (3/20/93 vs. Maine)
14; Matt Martin, Maine (3/10/91 vs. BU)

Most penalties by both teams in one game —

Open: 16; UNH (7/14) at Maine (9/29) (3/3/18)
Qtrs: 50; Merrimack at Maine (3/10/12)
Semis: 32; Providence at Maine (3/9/88)
Final: 24; Maine and Boston University (3/10/91)
24; Maine and Boston University (3/20/93)

Most penalty minutes by both teams in one game —

Open: 43; UNH (7/14) at Maine (9/29) (3/3/18)
Qtrs: 184; Merrimack at Maine (3/10/12)
Semis: 71; Boston College vs. Boston University (3/17/17)
68; Lowell at Northeastern (3/10/88)
Final: 64; Maine and Boston University (3/20/93)

Most penalties by one team in one period —

Open: 5; UConn (3/7/15 at UNH)
Qtrs: 20; Merrimack (3/7/03 at BC)
Semis: 10; Providence (3/9/88 at Maine)
Final: 9; three times
Last by Maine and Boston University (3/20/93)

Most penalty minutes by one team in one period —

Open: 22; Vermont (3/1/18 at UMass)
Qtrs: 81; Merrimack (3/7/03 at BC)
Semis: 41; Boston University (3/17/17 vs. BC)
30; Lowell (3/10/88 at NU)
30; Boston College (3/17/17 vs. BU)
Final: 26; Maine (3/10/91 vs. BU)

Most penalties by both teams in one period —

Open: 7; several, most recent UNH at ME (3/3/18)
Qtrs: 36; Merrimack at Boston College (3/7/03)
Semis: 16; Providence at Maine (3/9/88)
Final: 18; Maine and Boston University (3/20/93)

Most penalty minutes by both teams in one period —

Open: 24; Vermont at Massachusetts (3/1/18)
Qtrs: 146; Merrimack at Boston College (3/7/03)
Semis: 71; Boston College and Boston University (3/17/17)
40; Maine and Boston College (3/20/98)
Final: 48; Maine and Boston University (3/20/93)

HOCKEY EAST TOURNAMENT MISCELLANEOUS RECORDS

TEAM RAPID FIRE

Quickest two goals by one team —

Open: 0:12; Vermont (3/4/17 vs. Maine)
Qtrs: 0:08; Boston University (3/9/96 vs. UMass)
Semis: 0:10; Massachusetts (3/14/03 vs. UNH)
Final: 0:10; New Hampshire (3/20/99 vs. BC)

Quickest two goals by both teams —

Open: 0:12; Vermont (3/4/17 vs. Maine)
Qtrs: 0:08; Boston University 2, Massachusetts 0 (3/9/96)
Semis: 0:06; Maine 1, UMass Lowell 1 (3/20/98)
Final: 0:10; New Hampshire 2, Boston College 0 (3/20/99)

Quickest three goals by one team —

Open: 2:06; Northeastern (3/5/16 vs. Maine)
Qtrs: 1:01; Maine (3/3/90 vs. Lowell)
Semis: 0:44; Boston University (3/20/09 vs. UNH)
Final: 4:47; Boston College (3/17/01 vs. PC)

Quickest three goals by both teams —

Open: 1:21; New Hampshire 2, at Maine 1 (3/10/21)
Qtrs: 0:48; at Boston University 2, Northeastern 1 (3/8/97)
Semis: 1:29; Boston University 3, New Hampshire 0 (3/17/06)
Final: 1:48; Boston College 2, Merrimack 1 (3/19/11)

Quickest four goals by one team —

Open: 22:03; Maine (3/3/18 vs. UNH)
Qtrs: 3:06; Providence (3/12/99 vs. BU)
Semis: 2:54; Boston University (3/17/06 vs. UNH)
Final: 7:50; Boston University (3/15/86 vs. BC)

Quickest four goals by both teams —

Open: 6:20; UMass 4 at Notre Dame 2 (3/6/15)
Qtrs: 2:40; at Maine 2, New Hampshire 2 (3/8/96)
Semis: 2:54; Boston University 4, New Hampshire 0 (3/17/06)
Final: 4:11; Boston College 2, Maine 2 (3/20/10)

Quickest five goals by one team —

Open: 42:29; Vermont (3/3/17 vs. Maine)
Qtrs: 4:56; Providence (3/12/99 vs. BU)
Semis: 10:40; Providence (3/17/95 vs. Maine)
Final: 16:41; Boston University (3/15/86 vs. BC)

Quickest five goals by both teams —

Open: 7:51; New Hampshire 3, at Maine 2 (3/10/21)
Qtrs: 3:42; UMass Lowell 3, at Providence 2 (3/8/97)
Semis: 6:14; Maine 3, UMass Lowell 2 (3/20/98)
Final: 9:38; New Hampshire 3, Boston College 2 (3/20/99)

INDIVIDUAL RAPID FIRE

Fastest goal from the start of a game —

Open: 0:48; Thomas DiPauli, ND (3/8/15 vs. UMA)
Qtrs: 0:08; Austin Cangelosi, BC (3/10/17 vs. UVM)
Semis: 0:13; Mario Thyer, Maine (3/9/88 vs. PC)
0:15; Miles Wood, Boston College (3/18/16 vs. NU)
Final: 0:34; Rico Rossi, NU (3/14/88 vs. Maine)

Fastest goal from the start of a period —

Open: 0:12; Cory Thomas, UVM (3/2/18 at UMass)
Qtrs: 0:08; Austin Cangelosi, BC (3/10/17 vs. UVM)
Semis: 0:08; Dave Buda, NU (3/15/87 vs. BC)
Final: 0:18; Oliver Wahlstrom, BC (3/23/19 vs. NU)
0:27; Tim Sweeney, BC (3/11/89 vs. Maine)

Quickest two goals —

Open: 2:03; John Stevens, NU (3/4/17 vs. UConn)
Qtrs: 0:30; Brian Gionta, BC (3/10/01 vs. MC)
Semis: 1:41; Brian Collins, BU (3/15/02 vs. Maine)
Final: 3:34; Kent Salvi, Maine (3/14/92 vs. UNH)

Quickest three goals —

Open: 36:54; Tyler Ward, UNH (3/9/22 at BC)
Qtrs: 5:10; Andy Heinze, MC (3/4/90 vs. BC)
Semis: 23:21; David Van der Gulik, BU (3/17/06 vs. UNH)
Final: 22:50; Peter Marshall, BU (3/15/86 vs. BC)

LONGEST GAMES

Open: 1. 151:42; UMass 4 at Notre Dame 3 (3/6/15 - 5OT)
2. 95:42; Merrimack 2 at Northeastern 1 (3/7/15 - 2OT)
3. 79:56; UMass 3 vs. Vermont 2 (3/1/18 - OT)
4. 78:01; Merrimack 2 at UMass Lowell 1 (3/2/18 - OT)
5. 76:05; Vermont 3 vs. Maine 2 (3/8/15 - OT)

Qtrs: 1. 96:26 Providence 4, Boston University 3 (3/11/01 - 2OT)
2. 94:18 New Hampshire 2, Providence 1 (3/10/06 - 2OT)
3. 90:28 New Hampshire 6, Boston College 5 (3/12/94 - 2OT)
4. 88:34 Maine 3, New Hampshire 2 (3/13/98 - 2OT)
5. 88:20 Merrimack 1, Boston College 0 (3/11/23 - 2OT)

Semis: 1. 112:27; UMass Lowell 2, Providence 1 (3/18/16 - 3OT)
2. 100:43; Boston College 5, UNH 4 (3/21/08 - 3OT)
3. 92:00; UMass Lowell 6, Boston College 5 (3/18/21 - 2OT)
4. 90:05; Merrimack 2, UMass Lowell 1 (3/17/23 - 2OT)
5. 89:09; Boston College 2, Maine 1 (3/18/05 - 2OT)

Final: 1. 109:27; Maine 2, Massachusetts 1 (3/20/04 - 3OT)
2. 77:50; Providence 2, Boston College 1 (3/16/85 - 2OT)
3. 74:22; Boston U. 2, Boston College 1 (3/18/06 - OT)
4. 71:43; New Hampshire 1, Boston U. (3/15/03 - OT)
5. 66:58; Boston College 5, New Hampshire 4 (3/20/99 - OT)

Overall: 1. 151:42; UMass 4 at Notre Dame 3 (3/6/15 - 5OT) Open
2. 112:27; UMass Lowell 2, Providence 1 (3/18/16 - 3OT) Semis
3. 109:27; Maine 2, Massachusetts 1 (3/20/04 - 3OT) Finals
4. 100:43; Boston College 5, UNH 4 (3/21/08 - 3OT) Semis
5. 96:26; Providence 4, Boston U. 3 (3/11/01 - 2OT) Qtrs

Longest scoreless from start of game —

Open: 51:02; UConn vs. New Hampshire (3/7/15)
Qtrs: 88:20; Boston College at Merrimack (3/11/23)
75:52; Vermont vs. New Hampshire (3/14/10)
Semis: 52:25; Boston University vs. Providence (3/17/23)
49:34; Merrimack vs. UMass Lowell (3/17/23)
47:09; Maine vs. Boston University (3/19/04)
Final: 71:43; Boston University vs. New Hampshire (3/15/03)

THE LAST TIME

A player scored four goals: Five times

Quarterfinals: Jason Krog, UNH, 3/13/99 vs. Merrimack
Marty McInnis, BC, 3/5/90 vs. Merrimack (5 goals)
Joe Sacco, BU, 3/3/90 vs. Northeastern (5 goals)
Martin Robitaille, Maine, 3/3/90 vs. Lowell
Semifinals: --
Final: Will Smith, BC I, 3/23/24 vs BU

A rookie had a hat trick: Five times

Open: --
Quarterfinals: Peter Ferraro, Maine, 3/14/93 vs. Northeastern
Mario Thyer, Maine, 3/9/88 vs. Providence
Jon Morris, Lowell, 3/9/85 at New Hampshire
Chuck Kobasew, BC, 3/16/01 vs. UMass Lowell
Semifinals: --
Final: Will Smith, BC I, 3/23/24 vs. BU (4 goals)
Consolation: Eric Boguniecki, UNH, 3/19/94 vs. Northeastern

A team scored 10 goals: Three times

Open: --
Quarterfinals: Maine, 16 (3/3/90 vs. Lowell)
Boston University, 14 (3/9/96 vs. UMass)
Semifinals: --
Final: Maine, 11 (3/9/88 vs. Providence)

Hockey East Tournament Records

TEAM SCORING

Most goals by one team in one tournament

30; Boston University (1996)

Most goals per game by one team in one tournament

7.50; Boston University (1996)

Fewest goals allowed per game by one team in one tournament

1.00; Maine (2004)
UMass Lowell (2013)

Most goals by one team in one game

Open: 7; Notre Dame (3/8/15 vs. UMass)
Qtrs: 16; Maine (3/3/90 vs. Lowell)
Semis: 11; Maine (3/9/88 vs. PC)
Final: 9; Boston University (3/15/86 vs. BC)

Most goals by both teams in one game

Open: 9; Boston University 5, UMass 4 (3/5/16)
Qtrs: 16; Maine 16, Lowell 0 (3/3/90)
Semis: 13; Maine 11, Providence 2 (3/9/88)
Final: 13; Boston University 9, Boston College 4 (3/15/86)
13; Boston College 7, Maine 6 (OT) (3/20/10)

Most goals by one team in one period

Open: 5; Notre Dame (3/8/15 vs. Massachusetts)
Qtrs: 7; Maine (3/3/90 vs. Lowell)
7; Providence (3/12/99 vs. BU)
Semis: 6; Boston College (3/15/87 vs. NU)
Final: 5; Boston University (3/15/86 vs. BC)

Most goals by both teams in one period

Open: 5; Notre Dame 2, Massachusetts 3 (3/6/15)
Qtrs: 7; several times
[Last known by BU and Providence (3/12/99)]
Semis: 6; several times
Last by Maine and UMass Lowell (3/20/98)
Final: 6; Boston College and Maine (3/11/90)

Most consecutive goals by one team

Open: 7; Notre Dame 7, Massachusetts 0 (3/8/15)
Qtrs: 16; Maine (3/3/90 vs. Lowell)
Semis: 8; Boston College (3/22/24 vs. UMass)
7; Boston College (3/15/87 vs. NU)
Final: 5; Boston University (3/15/86 vs. BC)

Greatest goal differential in one game

Open: 7; Notre Dame 7, Massachusetts 0 (3/8/15)
Qtrs: 16; Maine 16, Lowell 0 (3/3/90)
Semis: 9; Maine 11, Providence 2 (3/9/88)
Final: 5; Boston University 9, Boston College 4 (3/15/86)

INDIVIDUAL RECORDS BY GAME/PERIOD

Most points in one game

Open: 4; twice by Boston University (3/5/16 vs. UMass)
Danny O'Regan (2g, 2a), Charlie McAvoy (4a)
John Stevens, NU (2g, 2a, 3/4/17 vs. UConn)
Qtrs: 5; several times
[Last known by Chris Kelleher, BU (3/14/98 vs. MC)]
Twice by Peter Ferraro, Maine (3/14/93 vs. NU and 3/11/94 at BU)
Semis: 5; Alex Newhook, BC (3/18/21 vs. UML - 2g, 3a)
5; Mario Thyer, Maine (3/9/88 vs. PC)
5; Brady Kramer, PC (3/17/95 vs. Maine)
Final: 5; Will Smith, BC ! (3/23/24 vs. BU)
4; Matt Lombardi, BC (3/20/10 vs. Maine)

Most points in one period

Open: 3; Charlie McAvoy, BU (3/5/16 vs. UMass)
Qtrs: 4; Martin Robitaille, Maine (3/3/90 vs. Lowell)
Semis: 4; Brady Kramer, PC (3/17/95 vs. Maine)
4; Chad Quenneville, PC (3/17/95 vs. Maine)
Final: 3; Brandon Hawkins, NU (3/23/19 vs. BC)

Most goals in one game

Open: 3; Tyler Ward, UNH (3/9/22 at BC)
Qtrs: 5; Joe Sacco, BU (3/3/90 vs. NU)
5; Marty McInnis, BC (3/5/90 vs. MC)
Semis: 3; several times
Last by David Van der Gulik, BU (3/17/06 vs. UNH)
Final: 4; Will Smith, BC ! (3/23/24 vs. BU)
3; Peter Marshall, BU (3/15/86 vs. BC)
3; Matt Lombardi, BC (3/20/10 vs. Maine)

Most goals in one period

Open: 2; several times
Last by Tyler Ward, UNH (3/9/22 at BC)
Qtrs: 4; Martin Robitaille, Maine (3/3/90 vs. Lowell)
Semis: 2; several times
Last by Alex Newhook, BC (3/18/21 vs. UML - 2nd)
Final: 2; several times
Last by Will Smith, BC (3/23/24 vs. BU)

Most assists in one game

Open: 4; Charlie McAvoy, BU (3/5/16 vs. UMass)
Qtrs: 4; several times
[Last known by Brett Motherwell, BC (3/9/07 vs. NU)]
Semis: 4; Matt Boldy, BC (3/17/21 vs. UML)
Final: 3; Jayme Filipowicz, UNH (3/20/99 vs. BC)
3; Joseph Pendenza, UML (3/22/14 vs. UNH)

Most assists in one period

Open: 3; Charlie McAvoy, BU (3/5/16 vs. UMass)
Qtrs: 3; several times
[Last by Jeremy Wilmer, BU (3/11/23 vs. UVM)]
Semis: 3; Chad Quenneville, PC (3/17/95 vs. Maine)
3; Nathan Gerbe, BC (3/21/08 vs. UNH)
Final: 2; several times
last by Ryan Leonard, BC ! (3/23/24 vs. BU) and Eamon Powell, BC (3/23/24 vs. BU)

Most saves in one period

Open: 19; Several - Last by Danny Tirone, UNH (3/3/18 at ME)
Qtrs: 21; Brian Regan, UMA (3/7/97 at UNH)
21; Joe Exter, MC (3/9/02 at UNH)
Semis: 23; Scott Clemmensen, BC (3/16/01 vs. UML)
Final: 21; Nolan Schaefer, PC (3/17/01 vs. BC)

Hockey East Tournament Records

SPECIAL TEAMS

Best power play percentage by one team in one tournament

(minimum of 10 opportunities)
61.5 (8 for 13); Maine (1994)

Best penalty-killing by one team in one tournament

(minimum of 10 opportunities)
16 for 16; Northeastern (1988)
11 for 11; Boston University (2017)
10 for 10; Massachusetts (2019)

Most power play goals by one team in one tournament

11; Maine (1990)
11; Maine (1993)
11; Boston University (1996)

Most short-handed goals by one team in one tournament

5; Boston University (1996)
4; Boston College (2017)

Most short-handed goals by all teams in one tournament

10; 1996

Most power play attempts by one team in one game

Open: 8; Northeastern (3/6/15 vs. Merrimack)
Qtrs: 11; Maine (3/3/90 vs. Lowell)
Semis: 12; New Hampshire (3/18/94 vs. UML)
Final: 7; Maine (3/10/91 vs. BU)
7; Maine (3/14/92 vs. UNH)
7; UMass Lowell (3/21/09 vs. BU)

Most power play goals by one team in one game

Open: 4; Northeastern (3/4/17 vs. UConn)
Qtrs: 8; Maine (3/3/90 vs. Lowell)
Semis: 6; Maine (3/9/88 vs. PC)
Final: 3; Providence (3/16/96 vs. Maine)

Best penalty-killing by one team in one game

Open: 7 for 7; Vermont (3/8/15 vs. Maine)
Qtrs: 9 for 9; Providence (3/9/02 at BU)
Semis: 7 for 7; Northeastern (3/10/88 vs. Lowell)
Final: 7 for 7; New Hampshire (3/14/92 vs. Maine)
7 for 7; Boston University (3/21/09 vs. UML)

Most short-handed goals by one team in one game

Open: 1; Boston College (3/9/22 vs. UNH)
Merrimack (3/6/15 vs. NU, OT GWG)
Massachusetts (3/7/15 vs. ND)
Qtrs: 3; Boston University (3/9/96 vs. UMass)
Semis: 2; several times
Last by Merrimack (3/18/11 vs. UNH)
Final: 1; several times
Last by Merrimack (3/18/23 vs. BU)
Boston College (3/17/01 vs. PC)

Most power play goals BY ONE PLAYER in one game —

Open: 2; John Stevens, NU (3/4/17 vs. UConn)
Qtrs: 3; Martin Robitaille, Maine (3/3/90 vs. Lowell)
3; Albie O'Connell, BU (3/14/98)
Semis: 2; David Tomlinson, BU (3/8/91 vs. PC)
2; Blake Bellefeuille, BC (3/19/99 vs. Maine)
2; Chuck Kobasew, BC (3/16/01 vs. UML)
2; Jacob Micflikier, UNH (3/17/06 vs. BU)
2; Danny O'Regan, BU (3/22/13 vs. BC)
Final: 2; Joe Hulbig, PC (3/16/96 vs. Maine)

HOCKEY EAST IN THE NCAA TOURNAMENT

Teams Chosen By Conference (1985 - 2024)

Hockey East Association	127
Western Collegiate Hockey Association	112
Central Collegiate Hockey Association	95
ECAC Hockey	90
National Collegiate Hockey Conference	39
Big Ten	28
Atlantic Hockey	21
Other Conferences and Independents	34



Hockey East Appearances in the NCAA Tournament

School	App.	Last	Frozen 4	Runner-up	Titles	Record
Boston College	25	2021	14	5	4 ('01, '08, '10, '12)	43-26-0
Boston University	25	2021	10	3	2 (1995, 2009)	30-24-0
UConn	0	--	0	0	0	0-0-0
Maine	19	2012	11	3	2 (1993, 1999)	30-19-0
Massachusetts	5	2022	2	1	1 (2021)	8-3-0
UMass Lowell	9	2022	1	0	0	8-9-1
Merrimack	2	2023	0	0	0	0-2-0
New Hampshire	18	2013	4	2	0	13-18-0
Northeastern	7	2022	0	0	0	1-7-0
Notre Dame	3	2017	1	0	0	2-3-0
Providence	11	2019	3	1	1 (2015)	14-14-0
Vermont	3	2014	1	0	0	2-3-0
Total Hockey East	127	2023	47	15	10	151-129-1

Hockey East Programs

All-Time in the Division-I NCAA Tournament (1948 - 2022)

School	App.	Last	Frozen 4	Runner-up	Titles	Record
Boston College	37	2016	25	6	5 ('49, '01, '08, '10, '12)	49-42-0
Boston University	39	2021	23	6	5 ('71, '72, '78, '95, '09)	45-38-0
UConn	0	--	0	0	0	0-0-0
Maine	19	2012	11	3	2 ('93, '99)	30-20-0
Massachusetts	5	2022	2	1	1 (2021)	8-3-0
UMass Lowell	9	2022	1	0	0	8-9-1
Merrimack	3	2023	0	0	0	2-4-0
New Hampshire	22	2013	7	2	0	15-25-0
Northeastern	8	2022	1	0	0	3-8-1
Providence	15	2019	5	1	1 (2015)	17-20-0
Vermont	6	2014	2	0	0	3-7-0
Totals	169	2023	80	19	14	188-185-2

There was no NCAA Tournament in 2020 due to the COVID-19 Pandemic.

HOCKEY EAST IN THE NCAA TOURNAMENT

By the Numbers

Seasons: 40
NCAA Bids: 127

Championships: 10
1993 - University of Maine
1995 - Boston University
1999 - University of Maine
2001 - Boston College
2008 - Boston College
2009 - Boston University
2010 - Boston College
2012 - Boston College
2015 - Providence College
2021 - Massachusetts

Runners-up: 15
Total number of Frozen Four representatives: 47

Overall Record: 151-129-1
First Round: 59-47-1
Second Round: 56-44
Semifinals: 26-21
Championship Game: 10-15
Consolation Game: 1-2

Hockey East Regular Season Champions (44 Total):

(title was shared in 94-95, 96-97, 02-03, 15-16, 16-17 three ways)

- Overall Record in NCAA Tournament: 63-39
- 21 qualified for the Frozen Four
- 12 advanced to the NCAA Championship Game
- Five won the NCAA title

Hockey East Tournament Champions (39 Total):

- Overall Record in NCAA Tournament: 71-33
- 24 qualified for the Frozen Four
- 18 advanced to the NCAA Championship Game
- Eight won the NCAA title

Hockey East Combined Champions (19 Total):

- (won both regular season and tournament)
- Overall Record in NCAA Tournament: 38-15
 - 13 qualified for the Frozen Four
 - Nine advanced to the NCAA Championship Game
 - Five won the NCAA title

Regionals

- Since regional tournament play began in 1992, 35 of the 60 teams that have advanced to the Frozen Four from the eastern regional tournaments have been from Hockey East. Eighteen Hockey East teams have been sent to the western regionals in the same span, but only two of those have advanced to the Frozen Four.

Frozen Four

- Over the last 24 NCAA Tournaments, Hockey East has boasted 30 of the 96 Frozen Four qualifiers, the most of any conference. By comparison:

Hockey East: 30	WCHA: 20
CCHA: 16	NCHC: 14
ECACH: 9	Big Ten: 8

- At least two Hockey East teams have qualified for the Frozen Four in 14 of the conference's 38 seasons, dominating the competition in that span. By comparison:

Hockey East: 14 times
WCHA: Six times
CCHA: Six times
NCHC: Four times
Big Ten: Three times
ECACH: Two times

Championship Game

- At least one Hockey East team has appeared in the National Championship Game in 20 of the last 31 years. Hockey East was represented by at least one team in the NCAA championship game in each of eight straight years from 1997 to 2004. That is the most consecutive appearances in the title game by any conference since the inception of Hockey East in 1984-85.

- Hockey East has boasted 23 of the 58 teams that have advanced to the championship game since 1993.

- On three occasions (1995, 1999, 2015) the NCAA championship game featured two Hockey East squads. The only three other occurrences of this since the inception of Hockey East in 1984-85 were once each by the WCHA (2005) and ECAC (2013) and NCHC (2017).

- A Hockey East team has won the NCAA championship game in six of the last 14 National Tournaments.

1993 NCAA CHAMPIONS



1992-93 Maine Black Bears

No.	Player	Cl.	Pos.	Hometown
1	Mike Dunham	Jr.	G	Endwell, N.Y.
2	Andy Silverman	So.	D	Beverly, Mass.
3	Matt Martin	Jr.	D	Hamden, Conn.
4	Chris Imes	Jr.	D	Birchdale, Minn.
5	Jack Rodrigue	So.	D	Nashua, N.H.
6	Jason Weinrich	Jr.	D	Gardiner, Maine
9	Paul Kariya	Fr.	F	No. Vancouver, B.C.
10	Mike Latendresse	So.	F	Montreal, Que.
11	Dan Murphy	Sr.	D	Hamden, Conn.
12	Wayne Conlan	So.	F	West Haven, Conn.
13	Dave MacIsaac	So.	D	Arlington, Mass.
14	Dave LaCouture	Sr.	F	Natick, Mass.
15	Peter Ferraro	Fr.	F	Sound Beach, N.Y.
16	Patrice Tardif	Jr.	F	St. Methode, Que.
17	Chris Ferraro	Fr.	F	Sound Beach, N.Y.
18	Eric Fenton	Sr.	F	So. Portland, Maine
19	Jim Montgomery (C)	Sr.	F	Montreal, Que.
20	Brad Purdie	Fr.	F	Ormeaux, Que.
22	Kent Salfi	Sr.	F	Clifton Park, N.Y.
24	Lee Saunders	Jr.	D	Fernie, B.C.
25	Justin Tomberlin	Jr.	F	Coleraine, Minn.
26	Chuck Texiera	Jr.	F	Easton, Mass.
27	Martin Mercier	Sr.	F	Lachine, Que.
30	Garth Snow	Sr.	G	Wrentham, Mass.
31	Cal Ingraham	Jr.	F	Georgetown, Mass.
33	Greg Hirsch	Fr.	G	Chelmsford, Mass.
36	Jamie Thompson	Fr.	F	Wayland, Mass.

Head Coach: Shawn Walsh
Assistant Coaches: Red Gendron
 Grant Standbrook

1993 NCAA Championship Game

April 3, 1993 • Bradley Center • Milwaukee, Wis.

	1	2	3	F
Maine	2	0	3	5
Lake Superior State	1	3	0	4

First Period:

Maine – Patrice Tardif (Latendresse), 0:03
 Maine – Chris Ferraro (Imes, P. Ferraro), 7:10
 LSSU – Mike Bachusz (Angelelli, Ness), 17:02

Second Period:

LSSU – Clayton Beddoes (unassisted), 7:01 (PP)
 LSSU – John Hendry (Beddoes), 15:46
 LSSU – Wayne Strachan (Hullett), 18:42

Third Period:

Maine – Jim Montgomery (Kariya), 4:19
 Maine – Jim Montgomery (Imes, Kariya), 7:40
 Maine – Jim Montgomery (Kariya), 8:54 (PP)

Shots on Goal:

Maine – 11-10-8 – 29
 LSSU – 6-10-8 – 24

Saves:

Maine – Dunham 12, Snow 8
 LSSU – Blaine Lacher 24

Penalties: Maine 5-10; LSSU 6-12

Power Plays: Maine 1 for 3; LSSU 1 for 2

Most Outstanding Player: Jim Montgomery (Maine)

1995 NCAA CHAMPIONS



1994-95 Boston University Terriers

No.	Player	Cl.	Pos.	Hometown
2	Kaj Linna	Sr.	D	Helsinki, Finland
3	Chris O'Sullivan	So.	F	Dorchester, Mass.
4	Chris Kelleher	Fr.	D	Dedham, Mass.
5	Doug Wood	Jr.	D	Sudbury, Mass.
7	Rich Brennan	Sr.	D	Guilderland, N.Y.
8	Bill Pierce	So.	F	Burlington, Mass.
9	Shawn Bates	So.	F	Medford, Mass.
10	Peter Donatelli	Fr.	F	No. Providence, R.I.
11	Bob Lachance	Jr.	F	Bristol, Conn.
12	Mike Grier	So.	F	Holliston, Mass.
14	John Hynes	Fr.	F	Warwick, R.I.
15	Mike Sylvania	Fr.	F	Newton, Mass.
16	Kenny Rausch	Sr.	F	Danbury, Conn.
17	Jay Pandolfo	Jr.	F	Burlington, Mass.
18	Chris Drury	Fr.	F	Fairfield, Conn.
19	Steve Thornton	Sr.	F	Gloucester, Ont.
20	Jeff Kealty	Fr.	D	Framingham, Mass.
21	Mike Prendergast	Sr.	F	So. Boston, Mass.
22	Matt Wright	So.	F	Belmont, Mass.
24	Jacques Joubert (C)	Sr.	F	South Bend, Ind.
26	Jon Coleman	So.	D	Canton, Mass.
27	Shane Johnson	So.	D	Brandon, Man.
30	Tom Noble	Fr.	G	Hanover, Mass.
35	Derek Herlofsky	Sr.	G	Minneapolis, Minn.

Head Coach:

Jack Parker

Assistant Coaches:

Bill Berglund

Mike Eruzione

Blaise MacDonald

1995 NCAA Championship Game

April 1, 1995 • Providence Civic Center • Providence, R.I.

	1	2	3	F
Boston University	1	2	3	6
Maine	0	1	1	2

First Period:

BU – Steve Thornton (unassisted), 14:57 (PP)

Second Period:

BU – Chris O'Sullivan (Thornton, Grier), 7:27

BU – Jacques Joubert (Linna, Prendergast), 9:15 (PP)

Maine – Tim Lovell (Frenette, Thompson), 14:51

Third Period:

Maine – Trevor Roenick (Rodrigue, Tory), 0:31 (PP)

BU – Mike Sylvania (Bates, Pandolfo), 5:23

BU – Chris O'Sullivan (Brennan, Grier), 8:30 (PP)

BU – Bob Lachance (Thornton), 18:47 (SH)

Shots on Goal:

BU – 11-14-14 – 39

Maine – 9-5-9 – 23

Saves:

BU – Tom Noble 21

Maine – Blair Allison 33

Penalties: BU 10-20; Maine 6-12

Power Plays: BU 3 for 4; Maine 1 for 8

Most Outstanding Player: Chris O'Sullivan (BU)

1999 NCAA CHAMPIONS



1998-99 Maine Black Bears

No.	Player	Cl.	Pos.	Hometown
2	Eric Turgeon	Fr.	D	Augusta, Maine
3	Doug Janik	Fr.	D	Agawam, Mass.
4	Peter Metcalf	Fr.	D	Pembroke, Mass.
5	Robert Ek	Jr.	D	Lulea, Sweden
7	Adam Tate	So.	D	Kanata, Ont.
10	Tuomo Jaaskelainen	So.	F	Helsinki, Finland
11	Jason Vitorino (C)	Sr.	F	Brookline, Mass.
12	Ben Guite	Jr.	F	Montreal, Que.
13	Marcus Gustafsson	Sr.	F	Knivsta, Sweden
15	Niko Dimitrakos	Fr.	F	Somerville, Mass.
16	Dan Kerluke	So.	F	Brampton, Ont.
17	Bobby Stewart (C)	Sr.	F	Ft. McMurray, Alb.
18	Steve Kariya (C)	Sr.	F	No. Vancouver, B.C.
21	Matthias Trattnig	So.	F	Graz, Austria
24	Jim Leger	Jr.	F	Saugus, Mass.
25	David Cullen (C)	Sr.	D	St. Catharines, Ont.
26	A.J. Begg	Fr.	F	Vancouver, B.C.
27	Ed Wood	Fr.	F	Thompson, Man.
29	Anders Lundback	So.	F	Lulea, Sweden
30	Mike Morrison	Fr.	G	Exeter, N.H.
31	Brendan Walsh	Jr.	F	Dorchester, Mass.
32	Magnus Lundback	So.	F	Lulea, Sweden
33	Alfie Michaud	Jr.	G	Selkirk, Man.
37	Barrett Heisten	Fr.	F	Anchorage, Alaska
39	Cory Larose	So.	F	Campbellton, N.B.

Head Coach:
Assistant Coaches:

Shawn Walsh
Nate Leaman
Gene Reilly
Grant Standbrook

1999 NCAA Championship Game

April 3, 1999 • Arrowhead Pond • Anaheim, Calif.

	1	2	3	OT	F
Maine	1	1	0	1	3
New Hampshire	0	1	1	0	2

First Period:

Maine – Ben Guite (Vitorino, Kerluke), 15:47 (PP)

Second Period:

Maine –a Niko Dimitrakos (Cullen, Metcalf), 4:10
UNH – Darren Haydar (Souza, Conklin), 15:58

Third Period:

UNH – Mike Souza (Krog, Haydar), 3:33

Overtime:

Maine – Marcus Gustafsson (Larose), 10:50

Shots on Goal:

Maine – 12-11-7-9 – 36
UNH – 16-19-8-5 – 48

Saves:


Maine – Alfie Michaud 46
UNH – Ty Conklin 36

Penalties: Maine 8-16; UNH 9-26

Power Plays: Maine 1 for 7; UNH 0 for 7

Most Outstanding Player: Alfie Michaud (Maine)

2001 NCAA CHAMPIONS



2000-01 BOSTON COLLEGE EAGLES

No.	Player	Cl.	Pos.	Hometown
1	Tim Kelleher	So.	G	Belmont, Mass.
2	Bobby Allen	Sr.	D	Hull, Mass.
4	Brooks Orpik	Jr.	D	East Amherst, N.Y.
5	Bill Cass	So.	D	Hingham, Mass.
6	Marty Hughes	Sr.	F	Hicksville, N.Y.
7	Rob Scuderi	Sr.	D	Bethpage, N.Y.
8	Anthony D'Arpino	So.	D	Johnston, R.I.
10	Jeff Giuliano	Jr.	F	Nashua, N.H.
11	Krys Kolanos	So.	F	Calgary, Alb.
12	Brian Gionta (C)	Sr.	F	Rochester, N.Y.
13	Tony Voce	Fr.	F	Philadelphia, Pa.
14	Ty Hennes	Fr.	F	Kent, Wash.
15	Ales Dolinar	Jr.	F	East Northport, N.Y.
17	A.J. Walker	So.	F	Faribault, Minn.
18	Mark McLennan	Sr.	F	Kanata, Ont.
19	Chuck Kobasew	Fr.	F	Osoyoos, B.C.
20	Joe Schuman	Fr.	D	Bloomington, Minn.
22	Ben Eaves	Fr.	F	Faribault, Minn.
23	J.D. Forrest	Fr.	D	Auburn, N.Y.
24	Brett Peterson	Fr.	D	Northborough, Mass.
25	Justin Dziama	Fr.	F	Natick, Mass.
27	Mike Lephart	Sr.	F	Niskayuna, N.Y.
28	Dan Sullivan	Sr.	D	So. Windsor, Conn.
29	Tom Egan	So.	G	Rye, N.Y.
30	Scott Clemmensen	Sr.	G	Urbandale, Iowa

Head Coach: Jerry York
Assistant Coaches: Mikeavanaugh
 Jim Logue
 Scott Paluch

2001 NCAA Championship Game

April 7, 2001 • Pepsi Arena • Albany, NY

	1	2	3	OT	F
Boston College	0	2	0	1	3
North Dakota	0	0	2	0	2

First Period:

No scoring

Second Period:

BC – Chuck Kobasew (Giuliano), 5:26 (PP)

BC – Mike Lephart (Forrest, Allen), 8:50

Third Period:

UND – Tim Skarperud (Roche, Lundbohm), 16:18 (PP)

UND – Wes Dorey (Schneekloth, Lundbohm), 19:24

Overtime:

BC – Krys Kolanos (Voce, Kobasew), 4:43

Shots on Goal:

BC – 9-12-7-3 – 31

UND – 9-9-16-3 – 37

Saves:

BC – Scott Clemmensen 35

UND – Karl Goehring 28

Penalties: BC 7-14; UND 7-14

Power Plays: BC 1 for 7; UND 1 for 7

Most Outstanding Player: Chuck Kobasew (BC)

2008 NCAA CHAMPIONS



2007-08 Boston College Eagles

No.	Player	Cl.	Pos.	Hometown
1	John Muse	Fr.	G	East Falmouth, Mass.
2	Anthony Aiello	Jr.	D	Braintree, Mass.
4	Mike Brennan (C)	Sr.	D	Smithtown, N.Y.
5	Tim Filangieri	Jr.	D	Islip Terrace, N.Y.
6	Tim Kunes	Jr.	D	Huntington, N.Y.
7	Carl Sneep	So.	D	Nisswa, Minn.
9	Nathan Gerbe	Jr.	F	Oxford, Mich.
10	Ryan Hayes	Fr.	F	Syracuse, N.Y.
11	Joe Adams	Sr.	F	Wayzata, Minn.
12	Ben Smith	So.	F	Avon, Conn.
13	Pat Gannon	Sr.	F	Arlington, Mass.
14	Matt Greene (A)	Sr.	F	Plymouth, Mass.
15	Joe Whitney	Fr.	F	Reading, Mass.
17	Brian Gibbons	Fr.	F	Braintree, Mass.
18	Kyle Kucharski	Jr.	F	Saugus, Mass.
19	Brock Bradford	Jr.	F	Burnaby, B.C.
20	Joseph Ehiorobo	So.	F	Farmingdale, Maine
21	Benn Ferriero	Jr.	F	Essex, Mass.
22	Dan Bertram (A)	Sr.	F	Calgary, Alb.
24	Matt Lombardi	So.	F	Milton, Mass.
25	Matt Price	So.	F	Milton, Ont.
26	Nick Petrecki	Fr.	D	Clifton Park, N.Y.
27	Andrew Orpik	Jr.	F	East Amherst, N.Y.
28	Corey Griffin	So.	F	Hingham, Mass.
29	Alex Kremer	So.	G	Darien, Conn.
30	Andrew Margolin	Fr.	G	Mahwah, N.J.

Head Coach:

Associate Head Coach:

Assistant Coaches:

Jerry York

Mike Cavanaugh

Greg Brown

Jim Logue

2008 NCAA Championship Game

April 12, 2008 • Pepsi Center • Denver, Colo.

	1	2	3	F
Boston College	0	3	1	4
Notre Dame	0	1	0	1

First Period:

No Goals

Second Period:

BC - Nathan Gerbe (Gibbons, Smith), 2:23

BC - Nathan Gerbe (Smith, Bertram), 5:37

BC - Joe Whitney (Gerbe, Ferriero), 8:11

ND - Kevin Deeth (Lawson, Cole), 9:07

Third Period:

BC - Ben Smith (Gerbe, Gibbons), 5:31

Shots on Goal:

BC - 7-11-5 - 23

ND - 5-8-8 - 21

Saves:

BC - John Muse 20

ND - Jordan Pearce 19

Penalties: BC 8-16; ND 5-10

Power Plays: BC 2 for 5; ND 0 for 8

Most Outstanding Player: Nathan Gerbe (BC)

2009 NCAA CHAMPIONS



2008-09 Boston University Terriers

No.	Player	Cl.	Pos.	Hometown
2	Eric Gryba	Jr.	D	Saskatoon, Sask.
3	Kevin Shattenkirk	So.	D	New Rochelle, N.Y.
4	Ryan Ruikka	Fr.	D	Chelsea, Mich.
5	David Warsofsky	Fr.	D	Marshfield, Mass.
6	Joe Pereira	So.	F	West Haven, Conn.
7	Brian Strait (A)	Jr.	D	Waltham, Mass.
8	Steve Smolinsky	Sr.	F	Plymouth, Mass.
9	Corey Trivino	Fr.	F	Toronto, Ont.
10	Chris Higgins	Sr.	F	Lynnfield, Mass.
11	Zach Cohen	Jr.	F	Schaumburg, Ill.
12	Chris Connolly	Fr.	F	Duluth, Minn.
13	Nick Bonino	So.	F	Unionville, Conn.
14	Andrew Glass	Fr.	F	Wrentham, Mass.
15	John McCarthy (C)	Sr.	F	Andover, Mass.
16	Kevin Gilroy	Fr.	F	North Bellmore, N.Y.
17	Victor Saponari	So.	F	Powder Springs, Ga.
18	Brandon Yip	Sr.	F	Maple Ridge, B.C.
21	Jason Lawrence	Sr.	F	Saugus, Mass.
22	Russ Gaudet	Fr.	F	Burlington, Mass.
25	Colby Cohen	So.	D	Villanova, Pa.
26	Luke Popko	Jr.	F	Skillman, N.J.
27	Vinny Saponari	Fr.	F	Powder Mills, Ga.
31	Kieran Millan	Fr.	G	Edmonton, Alb.
32	Adam Kraus	So.	G	Irving, Texas
33	Colin Wilson	So.	F	Winnipeg, Man.
35	Grant Rollheiser	Fr.	G	Chilliwack, B.C.
97	Matt Gilroy (C)	Sr.	D	North Bellmore, N.Y.

Head Coach: Jack Parker
Associate Head Coach: David Quinn
Assistant Coaches: Mike Bavis
 Mike Geragosian

2009 NCAA Championship Game

April 11, 2009 • Verizon Center • Washington, D.C.

	1	2	3	OT	F
Miami	1	2	0	0	3
Boston Univeristy	1	0	2	1	4

First Period:

BU -- Chris Connolly (Warsofsky, Gryba), 15:15

Second Period:

MIA -- Gary Steffes (Miele, Palmer), 2:01

Third Period:

MIA -- Tommy Wingels (Camper), 12:31
 MIA -- Trent Vogelhuber (Kaufman), 15:52
 BU -- Zach Cohen (Bonino, Brandon Yip), 19:00
 BU -- Nick Bonino (Gilroy, Higgins), 19:42

Overtime:

BU -- Colby Cohen (Shattenkirk, Connolly), 11:47

Shots on Goal:

MIA – 10-9-9-4 – 32
 BU – 9-7-7-9 – 32

Saves:

MIA – Cody Reichard- 28
 BU – Kieran Millan- 29

Penalties: Miami 3-6; BU 8-16

Power Plays: Miami 0-7; BU 0-2

Most Outstanding Player: Colby Cohen (BU)

2010 NCAA CHAMPIONS



2009-10 Boston College Eagles

No.	Player	Cl.	Pos.	Hometown
1	John Muse	Jr.	G	East Falmouth, Mass.
2	Brian Dumoulin	Fr.	D	Biddeford, Maine
4	Tommy Cross	So.	D	Simsbury, Conn.
5	Philip Samuelsson	Fr.	D	Scottsdale, Ariz.
6	Patrick Wey	Fr.	D	Pittsburgh, Pa.
7	Carl Sneep	Sr.	D	Nisswa, Minn.
8	Edwin Shea	So.	D	Shrewsbury, Mass.
9	Barry Almeida	So.	F	Springfield, Mass.
10	Jimmy Hayes	So.	F	Dorchester, Mass.
11	Pat Mullane	Fr.	F	Wallingford, Conn.
12	Ben Smith	Sr.	F	Avon, Conn.
13	Cam Atkinson	So.	F	Greenwich, Conn.
14	Brooks Dyrhoff	Fr.	F	Boulder, Col.
15	Joe Whitney	Jr.	F	Reading, Mass.
17	Brian Gibbons	Jr.	F	Braintree, Mass.
19	Chris Kreider	Fr.	F	Boxford, Mass.
21	Steven Whitney	Fr.	F	Reading, Mass.
22	Paul Carey	So.	F	Weymouth, Mass.
23	Malcolm Lyles	So.	D	Miami Gardens, Fla.
24	Matt Lombardi	Sr.	F	Milton, Mass.
25	Matt Price	Sr.	F	Milton, Ont.
27	Patch Alber	Fr.	D	Clifton Park, N.Y.
28	Tommy Atkinson	So.	F	Greenwich, Conn.
30	Chris Venti	So.	G	Needham, Mass.
35	Parker Milner	Fr.	G	Pittsburgh, Pa.

Head Coach:

Jerry York

Associate Head Coach:

Mike Cavanaugh

Assistant Coaches:

Greg Brown

Jim Logue

2010 NCAA CHAMPIONSHIP GAME

April 10, 2010 • Ford Field • Detroit, Mich.

	1	2	3	F
Boston College	1	0	4	5
Wisconsin	0	0	0	0

First Period:

BC - Ben Smith (S. Whitney, J. Whitney), 12:57

Second Period:

No Scoring

Third Period:

BC - Cam Atkinson (J. Whitney, Gibbons), 1:38

BC - Jimmy Hayes (Hayes, Samuelsson), 3:40

BC - Cam Atkinson (Gibbons, J. Whitney), 7:20

BC - Matt Price (unassisted), 15:29

Shots on Goal:

BC - 12-6-8 - 26

WIS - 5-9-6 - 20

Saves:

BC - John Muse 20


WIS - Scott Gudmandson 21

Penalties: BC 4-8; WIS 6-12

Power Plays: BC 2-5; WIS 0-3

Most Outstanding Player: Ben Smith (BC)

2012 NCAA CHAMPIONS



2011-12 Boston College Eagles

No.	Player	Cl.	Pos.	Hometown
1	Brian Billett	Fr.	G	Brunswick, Maine
2	Brian Dumoulin	Jr.	D	Biddeford, Maine
3	Patch Alber	Jr.	D	Clifton Park, N.Y.
4	Tommy Cross (C)	Sr.	D	Simbury, Conn.
5	Mark Begert	Fr.	D	West Vancouver, B.C.
6	Patrick Wey	Jr.	D	Pittsburgh, Pa.
7	Isaac MacLeod	So.	D	Nelson, B.C.
8	Edwin Shea	Sr.	D	Shrewsbury, Mass.
9	Barry Almeida (A)	Sr.	F	Springfield, Mass.
10	Danny Linell	Fr.	F	Great Neck, N.Y.
11	Pat Mullane	Jr.	F	Wallingford, Conn.
12	Kevin Hayes	So.	F	Dorchester, Mass.
13	Johnny Gaudreau	Fr.	F	Carneys Point, N.J.
14	Brooks Dyrhoff	Jr.	F	Boulder, Col.
15	Cam Spiro	Fr.	F	Hingham, Mass.
17	Destry Straight	Fr.	F	West Vancouver, B.C.
18	Michael Sit	Fr.	F	Edina, Minn.
19	Chris Kreider	Jr.	F	Boxford, Mass.
21	Steven Whitney	Jr.	F	Reading, Mass.
22	Paul Carey (A)	Sr.	F	Weymouth, Mass.
23	Patrick Brown	So.	F	Bloomfield Hills, Mich.
24	Bill Arnold	So.	F	Needham, Mass.
27	Quinn Smith	Fr.	F	Fairfield, Conn.
28	Tommy Atkinson	Sr.	F	Greenwich, Conn.
30	Chris Venti	Sr.	G	Needham, Mass.
35	Parker Milner	Jr.	G	Pittsburgh, Pa.

Head Coach:

Jerry York

Associate Head Coach:

Mike Cavanaugh

Assistant Coaches:

Greg Brown

Jim Logue

2012 NCAA CHAMPIONSHIP GAME

April 7, 2012 • TB Times Forum • Tampa, Fla.

	1	2	3	F
Ferris State	1	0	0	1
Boston College	2	0	2	4

First Period:

BC - Steven Whitney - 15 (Almeida), 3:18

FSU - Garrett Thompson - 11 (Huff, Ouellette), 5:19

BC - Paul Carey - 18 (Dumoulin, Mullane), 10:33 (PP)

Second Period:

No Scoring

Third Period:

BC - Johnny Gaudreau - 21 (Hayes, Wey), 16:58

BC - Steven Whitney - 16 (Arnold), 18:57

Shots on Goal:

FSU - 7-15-6 - 28

BC - 8-14-15 - 37

Saves:

FSU - Taylor Nelson 33

BC - Parker Milner 27

Penalties: FSU 4-8; BC 5-10

Power Plays: FSU 0-4; BC 1-3

Most Outstanding Player: Parker Milner (BC)

2015 NCAA CHAMPIONS



2015 Providence College Friars

No.	Name	Cl.	Pos.	Hometown
1	Brendan Leahy	So.	G	Reading, Massachusetts
2	Logan Day	Fr.	D	Seminole, Florida
3	John Gilmour	Jr.	D	Montreal, Quebec
4	Mark Adams	Sr.	D	Boxford, Massachusetts
5	Kyle McKenzie	So.	D	Aston, Pennsylvania
6	Tom Parisi	Jr.	D	Commack, New York
7	Drew Brown	Sr.	F	Grass Lake, Michigan
9	Trevor Mingoia	Jr.	F	Fairport, New York
10	Mark Jankowski	Jr.	F	Dundas, Ontario
11	Niko Rufo	So.	F	Stoneham, Massachusetts
12	Stefan Demopoulos	Sr.	F	La Mesa, California
14	Ross Mauermann	Sr.	F	Janesville, Wisconsin
15	Steven McParland	Jr.	F	Schreiber, Ontario
16	Anthony Florentino	So.	D	West Roxbury, Massachusetts
17	Brooks Behling	Jr.	F	Pittsburgh, Pennsylvania
18	Nick Saracino	Jr.	F	St. Louis, Missouri
19	Jake Walman	Fr.	D	Toronto, Ontario
20	Shane Luke	Sr.	F	Dauphin, Manitoba
21	Kevin Rooney	Jr.	F	Canton, Massachusetts
22	Brandon Tanev	Jr.	F	Toronto, Ontario
23	Truman Reed	Fr.	D	Anchorage, Alaska
24	Noel Acciari	Jr.	F	Johnston, Rhode Island
25	Robbie Hennessey	Fr.	F	Garnet Valley, Pennsylvania
26	Brian Pinho	Fr.	D	North Andover, Massachusetts
27	Josh Monk	So.	D	Langley, British Columbia
28	Alex Cromwell	Fr.	F	McKinney, Texas
29	Conor MacPhee	So.	F	Windham, New Hampshire
32	Jon Gillies	Jr.	G	South Portland, Maine
35	Nick Ellis	So.	G	Millersville, Maryland

Head Coach: Nate Leaman
Associate Head Coach: Steve Miller
Assistant Coach: Kris Mayotte

2015 NCAA Championship Game

April 11, 2015 • TD Garden • Boston, Mass.

	1	2	3	F
Providence	1	1	2	4
Boston University	2	1	0	3

First Period:

Prov – Anthony Florentino (Acciari, Luke), 9:25

BU – Ahti Oksanen, 12:50

BU – Danny O'Regan (Eichel), 12:54

Second Period:

Prov – Mark Jankowski (Mingoia, Mauermann), 4:29 (PP)

BU – Cason Hohmann (Oksanen), 11:36

Third Period:

Prov – Tom Parisi, 11:24

Prov – Brandon Tanev (Rooney), 13:43

Shots on Goal:

Prov – 6-17-20 – 43

BU – 18-22-12 – 52

Saves:

Prov – Gillies 49


BU – O'Connor 39

Penalties: Providence 1-2; BU 3-6

Power Plays: Providence 1 for 3; BU 0 for 1

Most Outstanding Player: Jon Gillies - Providence

2021 NCAA CHAMPIONS



2021 Massachusetts Minutemen

No.	Name	Cl.	Pos.	Hometown
1	Zac Steigmeyer	Sr	G	Ludlow, Mass.
2	Marc Del Gaizo	Jr	D	Basking Ridge, N.J.
3	Ty Farmer	Jr	D	O'Fallon, Mo.
4	Matthew Kessel	So	D	Bloomfield Hills, Mich.
5	Linden Alger	Fr	D	Centerville, Mass.
6	Kolby Vegara	Jr	D	Malden, Mass.
7	Cal Kiefiuk	So	F	Macomb, Mich.
8	Bobby Trivigno	Jr	F	Setauket, N.Y.
10	Josh Lopina	Fr	F	Minooka, Ill.
11	Carson Gicewicz	Sr	F	Orchard Park, N.Y.
12	Garrett Wait	Jr	F	Edina, Minn.
13	Reed Lebster	So	F	Grand Rapids, Mich.
15	Oliver MacDonald	Fr	F	Grosse Pointe, Mich.
17	Phillip Lagunov	Sr	F	Hamilton, Ont.
18	Jake Gaudet	Sr	F	Ottawa, Ont.
19	Ryan Sullivan	Fr	F	Grosse Pointe, Mich.
20	Oliver Chau	Sr	F	Oakville, Ont.
22	Jerry Harding	So	F	Canton, Mass.
23	Gianfranco Cassaro	So	D	Nobleton, Ont.
24	Zac Jones	So	D	Glen Allen, Va.
25	Aaron Bohlinger	Fr	D	Walden, N.Y.
26	Colin Felix	Jr	D	Ocean City, N.J.
27	Anthony Del Gaizo	Jr	F	Basking Ridge, N.J.
28	Eric Faith	So	F	Carp, Ont.
29	George Mika	Sr	F	Naples, Fla.
31	Matt Murray	Sr	G	St. Albert, Alta.
32	Henry Graham	Fr	G	Manhattan, N.Y.
35	Filip Lindberg	Jr	G	Espoo, Finland

Head Coach: Greg Carvel
Associate Head Coach: Ben Barr
Associate Head Coach: Jared DeMichiel

2021 NCAA Championship Game

April 10, 2021 • PPG Paints Arena • Pittsburgh, Pa.

	1	2	3	F
St. Cloud State	0	0	0	0
Massachusetts	2	2	1	5

First Period:

UMass (GW) – Aaron Bohlinger (Ryan Sullivan, Ty Farmer), 7:26

UMass – Reed Lebster (Cal Kiefiuk), 18:56

Second Period:

UMass (SH) – Philip Lagunov, 5:10

UMass (PP) – Matthew Kessel (Oliver Chau, Jake Gaudet), 13:45

Third Period:

UMass – Bobby Trivigno (Lebster), 6:00

Shots on Goal:

SCSU – 3-12-10 -- 25
 UMass – 7-6-9 -- 22

Saves:

SCSU – David Hrenak 17
 UMass – Filip Lindberg 25

Penalties: SCSU 2-4; UMass 3-6

Power Plays: SCSU 0 for 3; UMass 1 for 2

Most Outstanding Player: Bobby Trivigno, UMass

NCAA TOURNAMENT RESULTS

Season	Opening Round	Quarterfinals	Semifinals	Championship	Consolation
1985	--	BC def. Minnesota (5-7, 4-1) PC def. MSU (2-3, 4-2)	PC def. BC (4-3 3 OT)	RPI def. PC (2-1)	UMD def. BC (7-6 OT)
1986	--	Minnesota def. BU (6-4, 5-3) MSU def. BC (6-4, 4-2)	--	--	--
1987	--	Minnesota def. BC (4-1, 2-3) Michigan State def. ME (6-2, 5-3)	--	--	--
1988	MC def. NU (3-5, 7-3) Wisconsin def. UML (7-1, 4-4)	ME def. Bowling Green (5-1, 4-3)	Lake Superior def. ME (6-3)	--	ME def. Minnesota (5-2)
1989	PC def. NMU (5-9, 4-2, 2-0) BC def. Bowling Green (8-5, 4-2)	ME def. PC (6-8, 3-2, 4-3 2OT) MSU def. BC (3-6, 7-2, 5-4 OT)	Minnesota def. ME (7-4)	--	MUS def. ME (7-4)
1990	ME def. Bowling Green (8-4, 5-2) BU def. UND (5-8, 5-3, 5-0)	BC def. Minnesota (4-2, 1-2, 6-1) Wisconsin def. ME (7-3, 4-3 OT) BU def. MSU (3-6, 5-3, 5-3)	Wisconsin def. BC (2-1) Colgate def. BU (3-2)	--	--
1991	Minnesota def. PC (3-4, 8-4, 8-3) UAA def. BC (3-2, 3-1)	ME def. Minnesota (4-0, 5-0) BU def. Michigan (4-1, 8-1)	NMU def. ME (5-3) BU def. Clarkson (7-3)	NMU def. BU (8-7 3OT)	--
1992	MSU def. BU (4-2) Wisconsin def. UNH (4-2)	MSU def. ME (3-2)	--	--	--
Season	Opening Round	Regional Finals	Semifinals	Championship	
1993	--	ME def. Minnesota (6-2) BU def. NMU (4-1)	Lake Superior def. BU (6-1) ME def. Michigan (4-3 OT)	ME def. Lake Superior (5-4)	
1994	UNH def. RPI (2-0) UML def. MSU (4-3) Lake Superior def. NU (6-5 OT)	BU def. Wisconsin (4-1) Harvard def. UNH (7-1) Minnesota def. UML (2-1 2OT)	BU def. Minnesota (4-1)	Lake Superior def. BU (9-1)	
1995	Denver def. UNH (9-2)	BU def. Lake Superior (6-2) ME def. Denver (4-2)	BU def. Minnesota (7-3) ME def. Michigan (4-3 OT)	BU def. ME (6-2)	
1996	Minnesota def. PC (5-1) UML def. MSU (6-2)	BU def. Clarkson (3-2) Colorado College def. UML (5-3)	Michigan def. BU (4-0)	--	
1997	Colorado College def. UNH (3-2)	BU def. Denver (4-3 OT)	BU def. Michigan (3-2)	UND def. BU (6-4)	
1998	UNH def. Wisconsin (7-4)	BC def. Colorado College (6-1) UNH def. BU (4-3 OT)	Michigan def. UNH (4-0) BC def. Ohio State (5-2)	Michigan def. BC (3-2 OT)	
1999	ME def. Ohio State (4-2) BC def. NMU (2-1)	ME def. Clarkson (7-2) UNH def. Michigan (2-1 OT) BC def. UND (3-1)	UNH def. MSU (5-3) ME def. BC (2-1 OT)	ME def. UNH (3-2 OT)	
2000	Niagara def. UNH (4-1) BC def. MSU (6-5 OT) BU def. St. Cloud State (5-3)	ME def. Michigan (5-2) BC def. Wisconsin (4-1) St. Lawrence def. BU (4-2 4OT)	UND def. ME (2-0) BC def. St. Lawrence (4-2)	UND def. BC (4-2)	
2001	ME def. Minnesota (5-4 OT) Wisconsin def. PC (4-1)	BC def. ME (3-1)	BC def. Michigan (4-2)	BC def. UND (3-2 OT)	
2002	ME def. Harvard (4-3 OT)	ME def. BU (4-3) UNH def. Cornell (4-3)	ME def. UNH (7-2)	Minnesota def. ME (4-3 OT)	
2003	BU def. Harvard (6-4) UNH def. St. Cloud State (5-2) BC def. Ohio State (1-0) Michigan def. ME (2-1)	UNH def. BU (3-0) Cornell def. BC (2-1 2OT)	UNH def. Cornell (3-2)	Minnesota def. UNH (5-1)	
2004	ME def. Harvard (5-4) BC def. Niagara (5-2) Michigan def. UNH (4-1)	ME def. Wisconsin (2-1 OT) BC def. Michigan (3-2 OT)	ME def. BC (2-1)	Denver def. ME (1-0)	
2005	BC def. Mercyhurst (5-4) UND def. BU (4-0) Minnesota def. ME (1-0 OT) UNH def. Harvard (3-2 OT)	Denver def. UNH (4-2) UND def. BC (6-3)	--	--	

NCAA TOURNAMENT RESULTS

Season	Opening Round	Regional Finals	Semifinals	Championship
2006	BU def. Nebraska Omaha (9-2) BC def. Miami (5-0) ME def. Harvard (6-1) Michigan State def. UNH (1-0)	BC def. BU (5-0) ME def. MSU (5-4)	BC def. UND (6-5) Wisconsin def. ME (5-2)	Wisconsin def. BC (2-1)
2007	UMass def. Clarkson (1-0 OT) BC def. St. Lawrence (4-1) ME def. St. Cloud State (4-1) Michigan State def. BU (5-1) Miami def. UNH (2-1)	BC def. Miami (4-0) ME def. UMass (3-1)	BC def. UND (6-4) MSU def. ME (4-2)	MSU def. BC (3-1)
2008	Notre Dame def. UNH (7-3) BC def. Minnesota (5-2)	BC def. Miami (4-3 OT)	BC def. UND (6-1)	BC def. Notre Dame (4-1)
2009	BU def. Ohio State (8-3) UNH def. North Dakota (6-5 OT) UVM def. Yale (4-1) Cornell def. NU (3-2)	BU def. UNH (2-1) UVM def. Air Force (2OT)	BU def. UVM (5-4)	BU def. Miami (4-3 OT)
2010	BC def. Alaska (3-1) UNH def. Cornell (6-2) Wisconsin def. UVM (3-2)	BC def. Yale (9-7) RIT def. UNH (6-2)	BC def. Miami (7-1)	BC def. Wisconsin (5-0)
2011	UNH def. Miami (3-1) Notre Dame def. MC (4-3 OT) Colorado College def. BC (8-4)	Notre Dame def. UNH (2-1)	--	--
2012	UML def. Miami (4-3 OT) BC def. Air Force (2-0) Minnesota def. BU (7-3) UMD def. ME (5-2)	BC def. UMD (4-0) Union def. UML (4-2)	BC def. UND (6-1)	BC def. Ferris State (4-1)
2013	UML def. Wisconsin (6-1) Union def. BC (5-1)	UML def. UNH (2-0)	Yale def. UML (3-2 OT)	--
2014	UML def. Minn. State (2-1) BC def. Denver (6-2) PC def. Quinnipiac (4-0) Union def. UVM (5-2) St. Cloud State def. ND (4-3 OT)	BC def. UML (4-3) Union def. PC (3-1)	Union def. BC (5-4)	--
2015	BU def. Yale (3-2 OT) PC def. Miami (7-5) Denver def. BC (5-2)	BU def. UMD (3-2) PC def. Denver (4-1)	BU def. UND (5-3) PC def. Omaha (4-1)	PC def. BU (4-3)
2016	UML def. Yale (2-1) BC def. Harvard (4-1) Denver def. BU (7-2) NoDak def. NU (6-2) Michigan def. ND (3-2 OT) UMD def. PC (2-1 2OT)	BC def. UMD (3-2) Quinnipiac def. UML (4-1)	Quinnipiac def. BC (3-2)	--
2017	ND def. Minnesota (3-2) UML def. Cornell (5-0) BU def. UND (4-3 2OT) Harvard def. PC (3-0)	ND def. UML (3-2 OT) UMD def. BU (3-2 OT)	Denver def. ND (6-1)	--
2018	BU def. Cornell (3-1) PC def. Clarkson (1-0) Michigan def. NU (3-2)	Michigan def. BU (6-3) Notre Dame def. PC (2-1)	--	--
2019	UMA def. Harvard (4-0) PC def. Minn. State (6-3) Cornell def. NU (5-1)	UMA def. Notre Dame (4-0) PC def. Cornell (4-0)	UMA def. Denver (4-3 OT) UMD def. PC (4-1)	UMD def. UMA (3-0)
2020	No NCAA Tournament was held due to the COVID-19 pandemic.			
2021	UMA def. Lake Superior St. (5-1) St. Cloud St. def. BU (6-2) BC vs. Notre Dame (No Contest)	UMA def. Bemidji St. (4-0) St. Cloud St. def. BC (4-1)	UMA def. UMD (3-2 OT)	UMA def. St. Cloud (5-0)
2022	Denver def. UML (3-2) Western Mich def. NU (2-1) Minnesota def. UMA (4-3)	--	--	--

NCAA TOURNAMENT RESULTS

Season	Opening Round	Regional Finals	Semifinals	Championship
2023	BU def. Western Mich. (5-1) Quinnipiac def. MC (5-0)	BU def. Cornell (2-1)	Minnesota def. BU (6-2)	--

FROZEN FOUR ALL-TOURNAMENT TEAM SELECTIONS

Year	Goalie	Forwards	Defensemen
1985	Chris Terreri* - PC*		
1988		David Capuano - Maine	
1991		Tony Amonte -BU Jean Yves-Roy - Maine	
1993	Garth Snow - Maine	Jim Montgomery* - Maine Paul Kariya - Maine Chris Imes - Maine	
1994		Tony Amonte - BU Jean Yves-Roy - Maine	
1995	Blair Allison -Maine	Chris O'Sullivan* - BU Shawn Bates - BU Dan Shermerhorn - Maine	Chris Imes - Maine Kaj Linna - BU
1997		Chris Drury - BU	Tom Poti -BU
1998		Marty Reasoner - BC	Mike Mottau - BU
1999	Alfie Michaud* - Maine	Niko Dimitrakos - Maine Jason Krog - UNH Mike Souza - UNH	David Cullen - Maine Jayme Filipowicz - UNH
2000		Jeff Farkas - BC	Mike Mottau -BC
2001	Scott Clemmensen -BC	Chuck Kobasew* - BC Krys Kolanos - BC	Rob Scuderi - BC
2002		Robert Liscak -Maine	Peter Metcalf - Maine Michael Schutte - Maine
2003		Nathan Martz - UNH Steve Saviano -UNH	
2004		Dustin Penner - Maine	Prestin Ryan - Maine
2006		Chris Collins - BC	Brett Motherwell - BC
2007		Brian Boyle - BC Nathan Gerbe - BC	
2008	John Muse - BC	Nathan Gerbe* - BC Ben Smith - BC	Mike Brennan - BC
2009	Kieran Millan -BU	Nick Bonino - BU Colin Wilson - BU	Colby Cohen - BU
2010	John Muse - BC	Ben Smith* - BC Cam Atkinson - BC Joe Whitney - BC	Brian Dumoulin - BC
2012	Parker Milner - BC	Paul Carey - BC Steven Whitney - BC	Brian Dumoulin - BC
2015	Jon Gillies* - PC	Mark Jankowski - PC Jack Eichel - BU Athi Oksanen - BU	Anthony Florentino - PC Matt Grzelczyk - BU
2019			Marc Del Gaizo - UMass
2021	Filip Lindberg - UMass	Bobby Trivigno* - UMass	Zac Jones - UMass Matthew Kessel - UMass

* Frozen Four Most Outstanding Player

ALL-TIME FROZEN FOUR RESULTS

Year	Champion	Runner-up	Third	Fourth	Site
1948	Michigan	Dartmouth	Boston College	Colorado College	Col. Springs, Colo.
1949	Boston College	Dartmouth	Michigan	Colorado College	Col. Springs, Colo.
1950	Colorado College	Boston University	Michigan	Boston College	Col. Springs, Colo.
1951	Michigan	Brown	Boston University	Colorado College	Col. Springs, Colo.
1952	Michigan	Colorado College	Yale	St. Lawrence	Col. Springs, Colo.
1953	Michigan	Minnesota	Rensselaer	Boston University	Col. Springs, Colo.
1954	Rensselaer	Minnesota	Michigan	Boston College	Col. Springs, Colo.
1955	Michigan	Colorado College	Harvard	St. Lawrence	Col. Springs, Colo.
1956	Michigan	Michigan Tech	St. Lawrence	Boston College	Col. Springs, Colo.
1957	Colorado College	Michigan	Clarkson	Harvard	Col. Springs, Colo.
1958	Denver	North Dakota	Clarkson	Harvard	Minneapolis, Minn.
1959	North Dakota	Michigan State	Boston College	St. Lawrence	Troy, N.Y.
1960	Denver	Michigan Tech	Boston University	St. Lawrence	Boston, Mass.
1961	Denver	St. Lawrence	Minnesota	Rensselaer	Denver, Colo.
1962	Michigan Tech	Clarkson	Michigan	St. Lawrence	Utica, N.Y.
1963	North Dakota	Denver	Clarkson	Boston College	Chestnut Hill, Mass.
1964	Michigan	Denver	Rensselaer	Providence	Denver, Colo.
1965	Michigan Tech	Boston College	North Dakota	Brown	Providence, R.I.
1966	Michigan State	Clarkson	Denver	Boston University	Minneapolis, Minn.
1967	Cornell	Boston University	Michigan State	North Dakota	Syracuse, N.Y.
1968	Denver	North Dakota	Cornell	Boston College	Duluth, Minn.
1969	Denver	Cornell	Harvard	Michigan Tech	Col. Springs, Colo.
1970	Cornell	Clarkson	Wisconsin	Michigan Tech	Lake Placid, N.Y.
1971	Boston University	Minnesota	Denver	Harvard	Syracuse, N.Y.
1972	Boston University	Cornell	Wisconsin	Denver	Boston, Mass.
1973	Wisconsin	Denver	Boston College	Cornell	Boston, Mass.
1974	Minnesota	Michigan Tech	Boston University	Harvard	Boston, Mass.
1975	Michigan Tech	Minnesota	Boston University	Harvard	St. Louis, Mo.
1976	Minnesota	Michigan Tech	Brown	Boston University	Denver, Colo.
1977	Wisconsin	Michigan	Boston University	New Hampshire	Detroit, Mich.
1978	Boston University	Boston College	Bowling Green	Wisconsin	Providence, R.I.
1979	Minnesota	North Dakota	Dartmouth	New Hampshire	Detroit, Mich.
1980	North Dakota	Northern Michigan	Dartmouth	Cornell	Providence, R.I.
1981	Wisconsin	Minnesota	Michigan Tech	Northern Michigan	Duluth, Minn.
1982	North Dakota	Wisconsin	Northeastern	New Hampshire	Providence, R.I.
1983	Wisconsin	Harvard	Providence	Minnesota	Grand Forks, ND
1984	Bowling Green	Minnesota Duluth	North Dakota	Michigan State	Lake Placid, N.Y.
1985	Rensselaer	Providence	Minnesota Duluth	Boston College	Detroit, Mich.
1986	Michigan State	Harvard	Minnesota	Denver	Providence, R.I.
1987	North Dakota	Michigan State	Minnesota	Harvard	Detroit, Mich.
1988	Lake Superior State	St. Lawrence	Maine	Minnesota	Lake Placid, N.Y.
1989	Harvard	Minnesota	Michigan State	Maine	St. Paul, Minn.
Year	Champion	Runner-up	Other Semifinalists	Site	Site
1990	Wisconsin	Colgate	Boston College	Boston University	Detroit, Mich.
1991	Northern Michigan	Boston University	Maine	Clarkson	St. Paul, Minn.
1992	Lake Superior State	Wisconsin	Michigan	Michigan State	Albany, N.Y.
1993	Maine	Lake Superior State	Boston University	Michigan	Milwaukee, Wis.
1994	Lake Superior State	Boston University	Harvard	Minnesota	St. Paul, Minn.
1995	Boston University	Maine	Michigan	Minnesota	Providence, R.I.
1996	Michigan	Colorado College	Boston University	Vermont	Cincinnati, Ohio
1997	North Dakota	Boston University	Colorado College	Michigan	Milwaukee, Wis.
1998	Michigan	Boston College	New Hampshire	Ohio State	Boston, Mass.
1999	Maine	New Hampshire	Boston College	Michigan State	Anaheim, Calif.
2000	North Dakota	Boston College	Maine	St. Lawrence	Providence, R.I.
2001	Boston College	North Dakota	Michigan	Michigan State	Albany, N.Y.
2002	Minnesota	Maine	New Hampshire	Michigan	St. Paul, Minn.
2003	Minnesota	New Hampshire	Cornell	Michigan	Buffalo, N.Y.
2004	Denver	Maine	Boston College	Minnesota Duluth	Boston, Mass.
2005	Denver	North Dakota	Boston College	Colorado College	Columbus, Ohio
2006	Wisconsin	Boston College	Maine	North Dakota	Milwaukee, Wis.
2007	Michigan State	Boston College	Maine	North Dakota	St. Louis, Mo.
2008	Boston College	Notre Dame	Michigan	North Dakota	Denver, Colo.
2009	Boston University	Miami	Bemidji State	Vermont	Washington, D.C.
2010	Boston College	Wisconsin	Miami	RIT	Detroit, Mich.
2011	Minnesota-Duluth	Michigan	Notre Dame	North Dakota	St. Paul, Minn.
2012	Boston College	Ferris State	Minnesota	Union	Tampa, Fla.
2013	Yale	Quinnipiac	UMass Lowell	St. Cloud State	Pittsburgh, Pa.
2014	Union	Minnesota	Boston College	North Dakota	Philadelphia, Pa.
2015	Providence	Boston University	North Dakota	Omaha	Boston, Mass.
2016	North Dakota	Quinnipiac	Boston College	Denver	Tampa, Fla.
2017	Denver	Minnesota Duluth	Notre Dame	Harvard	Chicago, Ill.
2018	Minnesota Duluth	Notre Dame	Ohio State	Michigan	St. Paul, Minn.
2019	Minnesota Duluth	Massachusetts	Providence	Denver	Buffalo, N.Y.
2020	<i>No NCAA Tournament (COVID-19 Pandemic)</i>				<i>Detroit, Mich.</i>
2021	Massachusetts	St. Cloud State	Minnesota State	Minnesota Duluth	Pittsburgh, Pa.
2022	Denver	Minnesota State	Michigan	Minnesota	Boston, Mass.
2023	Quinnipiac	Minnesota	Boston University	Michigan	Tampa, Fla.

1993 NCAA CHAMPIONSHIP GAME

April 3, 1993 • Bradley Center • Milwaukee, Wis.

	<u>1</u>	<u>2</u>	<u>3</u>	<u>F</u>
Maine	2	0	3	5
Lake Superior State	1	3	0	4

First Period:

Maine – Patrice Tardif (Latendresse), 0:03

Maine – Chris Ferraro (Imes, P. Ferraro), 7:10

LSSU – Mike Bachusz (Angelelli, Ness), 17:02

Second Period:

LSSU – Clayton Beddoes (unassisted), 7:01 (PP)

LSSU – John Hendry (Beddoes), 15:46

LSSU – Wayne Strachan (Hullett), 18:42

Third Period:

Maine – Jim Montgomery (Kariya), 4:19

Maine – Jim Montgomery (Imes, Kariya), 7:40

Maine – Jim Montgomery (Kariya), 8:54 (PP)

Shots on Goal:

Maine – 11-10-8 – 29

LSSU – 6-10-8 – 24

Saves:

Maine – Dunham 12, Snow 8

LSSU – Blaine Lacher 24

Penalties: Maine 5-10; LSSU 6-12

Power Plays: Maine 1 for 3; LSSU 1 for 2

Most Outstanding Player: Jim Montgomery (Maine)

1995 NCAA CHAMPIONSHIP GAME

April 1, 1995 • Providence Civic Center • Providence, R.I.

	<u>1</u>	<u>2</u>	<u>3</u>	<u>F</u>
Boston University	1	2	3	6
Maine	0	1	1	2

First Period:

BU – Steve Thornton (unassisted), 14:57 (PP)

Second Period:

BU – Chris O'Sullivan (Thornton, Grier), 7:27

BU – Jacques Joubert (Linna, Prendergast), 9:15 (PP)

Maine – Tim Lovell (Frenette, Thompson), 14:51

Third Period:

Maine – Trevor Roenick (Rodrigue, Tory), 0:31 (PP)

BU – Mike Sylvia (Bates, Pandolfo), 5:23

BU – Chris O'Sullivan (Brennan, Grier), 8:30 (PP)

BU – Bob Lachance (Thornton), 18:47 (SH)

Shots on Goal:

BU – 11-14-14 – 39

Maine – 9-5-9 – 23

Saves:

BU – Tom Noble 21

Maine – Blair Allison 33

Penalties: BU 10-20; Maine 6-12

Power Plays: BU 3 for 4; Maine 1 for 8

Most Outstanding Player: Chris O'Sullivan (BU)

1999 NCAA CHAMPIONSHIP GAME

April 3, 1999 • Arrowhead Pond • Anaheim, Calif.

	<u>1</u>	<u>2</u>	<u>3</u>	<u>OT</u>	<u>F</u>
Maine	1	1	0	1	3
New Hampshire	0	1	1	0	2

First Period:

Maine – Ben Guite (Vitorino, Kerluke), 15:47 (PP)

Second Period:

Maine – Niko Dimitrakos (Cullen, Metcalf), 4:10

UNH – Darren Haydar (Souza, Conklin), 15:58

Third Period:

UNH – Mike Souza (Krog, Haydar), 3:33

Overtime:

Maine – Marcus Gustafsson (Larose), 10:50

Shots on Goal:

Maine – 12-11-7-9 – 36

UNH – 16-19-8-5 – 48

Saves:

Maine – Alfie Michaud 46

UNH – Ty Conklin 36

Penalties: Maine 8-16; UNH 9-26

Power Plays: Maine 1 for 7; UNH 0 for 7

Most Outstanding Player: Alfie Michaud (Maine)

2001 NCAA CHAMPIONSHIP GAME

April 7, 2001 • Pepsi Arena • Albany, NY

	<u>1</u>	<u>2</u>	<u>3</u>	<u>OT</u>	<u>F</u>
Boston College	0	2	0	1	3
North Dakota	0	0	2	0	2

First Period:

No scoring

Second Period:

BC – Chuck Kobasew (Giuliano), 5:26 (PP)

BC – Mike Lephart (Forrest, Allen), 8:50

Third Period:

UND – Tim Skarperud (Roche, Lundbohm), 16:18 (PP)

UND – Wes Dorey (Schneekloth, Lundbohm), 19:24

Overtime:

BC – Krys Kolanos (Voce, Kobasew), 4:43

Shots on Goal:

BC – 9-12-7-3 – 31

UND – 9-9-16-3 – 37

Saves:

BC – Scott Clemmensen 35

UND – Karl Goehring 28

Penalties: BC 7-14; UND 7-14

Power Plays: BC 1 for 7; UND 1 for 7

Most Outstanding Player: Chuck Kobasew (BC)

2008 NCAA CHAMPIONSHIP GAME
APRIL 12, 2008 • PEPSI CENTER • DENVER, COLO.

	<u>1</u>	<u>2</u>	<u>3</u>	<u>F</u>
Boston College	0	3	1	4
Notre Dame	0	1	0	1

First Period:
 No Goals

Second Period:
 BC - Nathan Gerbe (Gibbons, Smith), 2:23
 BC - Nathan Gerbe (Smith, Bertram), 5:37
 BC - Joe Whitney (Gerbe, Ferriero), 8:11
 ND - Kevin Deeth (Lawson, Cole), 9:07

Third Period:
 BC - Ben Smith (Gerbe, Gibbons), 5:31

Shots on Goal: BC - 7-11-5 - 23
 ND - 5-8-8 - 21
Saves: BC - John Muse 20
 ND - Jordan Pearce 19

Penalties: BC 8-16; ND 5-10
Power Plays: BC 2 for 5; ND 0 for 8

Most Outstanding Player: Nathan Gerbe (BC)

2010 NCAA CHAMPIONSHIP GAME
April 10, 2010 • Ford Field • Detroit, Mich.

	<u>1</u>	<u>2</u>	<u>3</u>	<u>F</u>
Boston College	1	0	4	5
Wisconsin	0	0	0	0

First Period:
 BC - Ben Smith (S. Whitney, J. Whitney), 12:57

Second Period:
 No Scoring

Third Period:
 BC - Cam Atkinson (J. Whitney, Gibbons), 1:38
 BC - Jimmy Hayes (Hayes, Samuelsson), 3:40
 BC - Cam Atkinson (Gibbons, J. Whitney), 7:20
 BC - Matt Price (unassisted), 15:29

Shots on Goal: BC - 12-6-8 - 26
 WIS - 5-9-6 - 20
Saves: BC - John Muse 20
 WIS - Scott Gudmandson 21

Penalties: BC 4-8; WIS 6-12
Power Plays: BC 2-5; WIS 0-3

Most Outstanding Player: Ben Smith (BC)

2009 NCAA CHAMPIONSHIP GAME
April 11, 2009 • Verizon Center • Washington, D.C.

	<u>1</u>	<u>2</u>	<u>3</u>	<u>OT</u>	<u>F</u>
Miami	1	2	0	0	3
Boston Univeristy	1	0	2	1	4

First Period:
 BU -- Chris Connolly (Warsofsky, Gryba), 15:15

Second Period:
 MIA -- Gary Steffes (Miele, Palmer), 2:01

Third Period:
 MIA -- Tommy Wingels (Camper), 12:31
 MIA -- Trent Vogelhuber (Kaufman), 15:52
 BU -- Zach Cohen (Bonino, Brandon Yip), 19:00
 BU -- Nick Bonino (Gilroy, Higgins), 19:42

Overtime:
 BU -- Colby Cohen (Shattenkirk, Connolly), 11:47

Shots on Goal: MIA – 10-9-9-4 – 32
 BU – 9-7-7-9 – 32
Saves: MIA – Cody Reichard- 28
 BU – Kieran Millan- 29

Penalties: Miami 3-6; BU 8-16
Power Plays: Miami 0-7; BU 0-2

Most Outstanding Player: Colby Cohen (BU)

2012 NCAA CHAMPIONSHIP GAME
April 7, 2012 • Tampa Bay Times Forum • Tampa, Fla.

	<u>1</u>	<u>2</u>	<u>3</u>	<u>F</u>
Ferris State	1	0	0	1
Boston College	2	0	2	4

First Period:
 BC - Steven Whitney - 15 (Almeida), 3:18
 FSU- Garrett Thompson - 11 (Huff, Ouellette), 5:19
 BC- Paul Carey - 18 (Dumoulin, Mullane), 10:33 (PP)

Second Period:
 No Scoring

Third Period:
 BC- Johnny Gaudreau - 21 (Hayes, Wey), 16:58
 BC- Steven Whitney- 16 (Arnold), 18:57

Shots on Goal: FSU - 7-15-6 - 28
 BC - 8-14-15 - 37
Saves: FSU - Taylor Nelson 33
 BC - Parker Milner 27

Penalties: FSU 4-8; BC 5-10
Power Plays: FSU 0-4; BC 1-3

Most Outstanding Player: Parker Milner (BC)

2015 NCAA CHAMPIONSHIP GAME
April 11, 2015 • TD Garden • Boston, Mass.

	<u>1</u>	<u>2</u>	<u>3</u>	<u>F</u>
Providence	1	1	2	4
Boston University	2	1	0	3

First Period:

PC – Anthony Florentino (Acciari, Luke), 9:25

BU – Ahti Oksanen, 12:50

BU – Danny O'Regan (Eichel), 12:54

Second Period:

PC – Mark Jankowski (Mingoia, Mauermann), 4:29 (PP)

BU – Cason Hohmann (Oksanen), 11:36

Third Period:

PC – Tom Parisi, 11:24

PC – Brandon Tanev (Rooney), 13:43

Shots on Goal:

PC – 6-17-20 – 43

BU – 18-22-12 – 52

Saves:

PC – Jon Gillies 49

BU – Matt O'Connor 39

Penalties: Providence 1-2; BU 3-6

Power Plays: Providence 1 for 3; BU 0 for 1

Most Outstanding Player: Jon Gillies (Providence)

2021 NCAA CHAMPIONSHIP GAME
April 10, 2021 • PPG Paints Area • Pittsburgh, Pa.

	<u>1</u>	<u>2</u>	<u>3</u>	<u>F</u>
St. Cloud	0	0	0	0
UMass	2	2	1	5

First Period:

UMass - Aaron Bohlinger (Sullivan, Farmer), 7:26

UMass - Reed Lebster (Kiefiuk), 18:56

Second Period:

UMass - Lagunov, 5:10 (SH)

UMass - Matthew Kessel (Chau, Gaudet), 13:45 (PP)

Third Period:

UMass - Bobby Trivigno (Lebster), 6:00

Shots on Goal:

SCSU – 3-12-10 -- 25

UMass – 7-6-9 -- 22

Saves:

SCSU – Hrenak 17

UMass – Filip Lindberg 25

Penalties: SCSU 2-4, UMass 3-6

Power Plays: SCSU 0 for 3; UMass 1 for 2

Most Outstanding Player: Bobby Trivigno (UMass)



30-5-1
(20-3-1 HE)

8



20-13-3
(12-10-2 HE)

1

Final Stats and Notes
Hockey East Semifinal #1
March 22, 2024
TD Garden | Boston, Mass.





Game Story

Hockey East Semifinal

#1 Boston College vs. #4 Massachusetts | March 22, 2024 | TD Garden

2024 Hockey East Championship Semifinals

#1 Boston College 8, #5 Massachusetts 1,

March 22, 2024

BOSTON – Top-seeded Boston College tallied eight unanswered goals by six different Eagles to skate last fifth-seeded Massachusetts 8-1 in the semifinals of the 40th annual Hockey East Championship Friday afternoon at TD Garden. The Eagles (30-5-1) move on to Saturday's title game at 7:30 p.m. to face the winner of the semifinal nightcap between second-seeded Boston University and third-seeded Maine (TV: NESN; ESPN+).

Gabe Perreault and Cutter Gauthier each scored twice and set up two others while Will Smith had a goal and three assists to lead the BC uprising. The streaking Eagles have now won 11 straight and 16 of its last 17 will play Saturday for its 12th Hockey East title, its first since 2012. It will be their record 19th appearance in the championship game.

The Minutemen drew first blood 6:33 into the contest on a goal by Lucas Mercuri. Ryan Lautenbach cruised down the right wing, found Mercuri in the high slot and his wrist shot beat BC goalie Jacob Fowler. Scott Morrow also picked up an assist on the goal. Boston College would tie it just 1:29 later on the power play. UMass goalie Michael Hrabel made a nice save on a shot from the point by Smith but Ryan Leonard rapped home the rebound for his 27th of the season.

The Eagles jumped ahead early in the second with a pair of goals 2:02 apart. Perreault scored at 4:41, banking one off Hrabel, set up by Leonard and Smith. Andre Gasseau made it 3-1 at 6:43 with a goal mouth finish of a nice feed from behind the goal by Gauthier. BC added two more just 46 seconds apart with Smith redirecting a rebound of a Perreault shot at 16:03 and then Gauthier from Oskar Jellvik (two assists) and Gasseau made it 5-1 at 16:49.

In the third Aram Minnetian scored at 3:00 from Jack Malone and Aiden Hreschuk and Perreault, from Lukas Gustafsson and Smith made it 7-1 just 2:04 later. Gauthier, with his second of the night and 34th of the season, finished the scoring at 17:29 with Smith and Perreault getting helpers.

UMass would out-shoot the Eagles 9-5 in the first 20 minutes before Boston College took control outshooting the Minutemen 31-20 the rest of the way, 19-7 in the middle period. Fowler was solid after the first period, stopping 28 of 29 shots.

Boston College scored twice on the power plays in four attempts while killing all four UMass power plays. Hrabel finished with 28 saves for the Minutemen.

Massachusetts (20-13-2) will wait for the Sunday's NCAA selection show to see if its postseason will be extended.



Game Story

Hockey East Semifinal

#1 Boston College vs. #4 Massachusetts | March 22, 2024 | TD Garden

Notes:

- The eight straight goals by Boston College are a new Hockey East semifinal record for consecutive goals. The Eagles also scored seven consecutive vs Northeastern in the 1987 semis.
- Boston College moves on to the title game for a league record 19th time, its first since 2019, and will play for its 12th championship and its first since 2012. Their 11 titles are also a conference record.
- The title game appearance will be the first for BC's second-year head coach Greg Brown.
- The eight straight goals by Boston College are a new Hockey East semifinal record for consecutive goals. The Eagles also scored seven consecutive vs Northeastern in the 1987 semis.
- BC's eight goals came from six different Eagles. Gabe Perreault and Cutter Gauthier each had a pair.
- BC is now 20-2-0 when leading after 2 periods.
- Massachusetts appeared in its eighth semifinal and its fourth in the last five tournaments, all four under head coach Greg Carvel.



Scoring Summary Hockey East Semifinal I

Boston College vs. Massachusetts | March 22, 2024 | TD Garden

<u>Per.</u>	<u>Team</u>	<u>Time (Strength)</u>	<u>No. Player (Goal #)</u>	<u>Assists (Assist #)</u>	<u>Score</u>
-------------	-------------	------------------------	----------------------------	---------------------------	--------------

1	UMass	6:33 (EV)	11 Mercuri (9) 14 Lautenbach (14) // 23 Morrow (24)		1-0 UM
---	-------	-----------	---	--	--------

Lautenbach gains possession off of a BC dump and carries the puck across the UMASS blue line and into the neutral zone, then turns back and passes to Morrow. Morrow skates up through center ice until the red line and passes the puck ahead to Lautenbach, who catches it on the boards at the BC blue line and carries it wide down the boards. Lautenbach then gives a quick pass to Mercuri in the high slot, above the right circle. Mercuri gets a quick-release shot off, the puck goes mid-top left corner over the goalkeeper's stick.

1	BC	8:02 (PP)	9 Leonard (27)	6 Smith (41) // 19 Gautier (21)	1-1
---	----	-----------	----------------	---------------------------------	-----

Perreault rims the puck around the UMASS zone reaching a battle between Powell and a UMass player. Powell ties up UMASS to get the puck up to Gauthier at the right point where he makes a D-to-D pass at the point to Smith. Smith walks in and takes a snapshot just above the left circle, unpressured. The shot is untipped, saved, and the puck bounces off the goalie's left pad. The puck bounces right outside of the center of the crease which was buried by Leonard on his forehand on the right lower side of the net (goalie slid to make the save, right side of the net was wide open).

2	BC	4:41 (EV)	34 Perreault (16)	6 Smith (42) // 4 Leddy (8)	2-1 BC
---	----	-----------	-------------------	-----------------------------	--------

Leddy takes a shot from the right point side, which is blocked and picked up by Perreault who makes an escape, skates a bit up the boards and passes the puck back up to Leddy at the point. Leddy takes a one-timer from just inside the blue line. The puck, bouncing off players and tipped by sticks, is saved and pushed behind the goal line where Perreault picks it up on his back hand and tucks it between the goalie's skates and the right post, on ice.

2	BC	6:43 (EV)	24 Gasseau (11)	19 Gautier (22) // 21 Jellvik (24)	3-1 BC
---	----	-----------	-----------------	------------------------------------	--------

Gauthier swings at the defensive blue line getting a pass from Jellvik. Gauthier takes it low and wide down the boards of UMass zone, tries to make a move, brings it behind the net, and makes a fast pass to Gasseau. Gasseau comes in towards the net from the bottom of the right circle, tapping it in between the goalie's left glove and pad.

2	BC	16:03 (EV)	6 Smith (19)	9 Leonard (24) // 34 Perreault (36)	4-1 BC
---	----	------------	--------------	-------------------------------------	--------

Perreault intercepts a UMass zone exit attempt around the hash mark on the boards of the right circle, gains possession, takes one stride out from the boards, and sees Leonard for a one-timer at the top of the slot. Smith, out front, tips the shot and the puck pops up and lands on top of the goalie's helmet, slides down his back, and falls into the net as he backs up.

Scoring Summary



Hockey East Semifinal I
Boston College vs. Massachusetts |

March 22, 2024 | TD Garden

Per. Team Time (Strength) No. Player (Goal #) Assists (Assist #) Score

2 BC 16:49 (EV) 19 Gauthier (33) 21 Jellvik (25) // 24 Gasseau (17) 5-1 BC

Jellvik skates out of a multiplayer battle in the corner with possession and takes a shot right inside the lower right circle that is saved by the goalie. The puck bounces out to the dot of the left circle where Gauthier collects it and buries a slapshot between the right blocker and pad of the goalie.

3 BC 3:00 (EV) 17 Minnetian (2) 13 Malone (11) // 7 Hreschuk (12) 6-1 BC

Armstrong gains puck possession behind the net near the right post, attempts to shoot out front but finds Hreschuk coming down through the left circle dot. Hreschuk makes a give-and-go pass to Malone who is skating at him through the top of the slot hash marks. Malone skates in toward the left circle and passes up to Minnetian centered at the top of the point who buries a snapshot just above the goalie's left glove side and halfway up the back pipe.

3 BC 5:04 (EV) 34 Perreault (17) 6 Smith (43) // 8 Gustafsson (10) 7-1 BC

Gustafsson passes from the left far blue line to Smith at the other end of the near blue line. Smith enters the zone on the right boards side, sees Perreault uncovered driving hard to the net and passes ahead. Perreault collects it, makes a move, gets the puck onto his back hand and buries a five-hole on ice.

3 BC 17:29 (PP) 19 Gauthier (34) 6 Smith (44) // 34 Perrault (37) 8-1 BC

Smith carries the puck into the zone on the right side and passes cross-ice to Leonard. After a small scrum, Perreault collects the puck and passes to Smith in the high slot. Smith backhand passes it to a wide-open Gauthier at the bottom circle who fires it under the left pad for the goal.

8-1 FINAL

BC Goals: Leonard, Perreault (2, including GWG), Gasseau, Smith, Gauthier (2), Minnetian

UMass Goals: Mercuri



**Grade A Scoring Chances
Hockey East Semifinals**

#1 Boston College vs. #5 Massachusetts | March 22, 2024 | TD Garden

Requirements:

1. Clean possession (or potential for)
2. Clear path to opening
3. Shot within grade-A range



PERIOD	TIME (on clock)	TEAM	No.	DESCRIPTION	RESULT
1	11:58	BC	9	Shot by BC #6 led to rebound to #9 in the center of the crease (PP)	BC Goal #1
1	4:23	UMass	9	Shot from Left circle (PP)	Save
1	0:35	BC	24	UMass turnover in O-Zone led to 2 on 1 SH shot	Wide
2	15:40	BC	14	Pass from center ice to left circle, shot from middle slot	Save
2	13:17	BC	24	Pass from #19 behind the net to a cutting #24, right side crease	BC Goal #2
2	11:01	UMass	16	TO in Neutral Zone, #19 centering pass from right circle to middle slot	Save
2	10:16	BC	19	Centering pass from #17 to Right side crease	Save
2	3:57	BC	6	Rebound from shot by #9 is saved, gets stuck on goalie and #6 swats it in	BC Goal #4
2	3:13	BC	21	Fight for puck in right corner, Shot from right circle	Save
2	3:11	BC	19	Rebound from shot by 21, shot from left circle	BC Goal #5
2	2:31	BC	6	Cross ice pass from #34, shot from right circle	Wide
2	2:25	BC	34	Pass across the slot from #15, shot from right circle dot	Blocked
2	1:39	BC	19	UMass TO in O-Zone leads to breakaway, shot from right circle	Save



**Grade A Scoring Chances
Hockey East Semifinals**

#1 Boston College vs. #5 Massachusetts | March 22, 2024 | TD Garden

3	17:56	BC	6	Diagonal pass from the right point , Shot from left crease	Save
3	16:32	BC	19	Pass from left circle, shot from right circle	Save
3	14:56	BC	34	Pass from #6 at right point through slot. Shot at middle crease	BC Goal #7
3	14:08	BC	16	Cross-slot pass (left to right side), shot from bottom left circle	Save
3	19:43	UMass	20	BC TO in inner slot, shot from left crease	Save



2023-24 Men's Ice Hockey Box Score Report

Mar 22, 2024, Start time: 04:00 PM, TD Garden, Boston, Massachusetts
Attendance: 0

Game duration: 2:32

MASSACHUSETTS (20-13-3)

VS

BOSTON COLLEGE (30-5-1)

Box score

	Prd	Time	Team		Scored by	Assists	Visitors on ice	Home on ice
1.	1st	06:33	MAS	EV	Lucas Mercuri/9	Ryan Lautenbach/14 Scott Morrow/24	G30, 23, 7, 18, 14, 11	G1, 17, 7, 25, 11, 13
2.	1st	08:02	BOS	PP	Ryan Leonard/27	Will Smith/41 Cutter Gauthier/21	G30, 25, 26, 16, 8, 17	G1, 7, 4, 34, 9, 6
3.	2nd	04:41	BOS	EV	Gabe Perreault/16	Ryan Leonard/24 Charlie Leddy/8	G30, 25, 26, 16, 8, 17	G1, 7, 4, 34, 9, 6
4.	2nd	06:43	BOS	EV	Andre Gasseau/11	Cutter Gauthier/22 Oskar Jellvik/24	G30, 23, 7, 18, 14, 11	G1, 17, 7, 21, 24, 19
5.	2nd	16:03	BOS	EV	Will Smith/19	Ryan Leonard/25 Gabe Perreault/36	G30, 6, 24, 9, 19, 10	G1, 8, 15, 34, 9, 6
6.	2nd	16:49	BOS	EV	Cutter Gauthier/33	Oskar Jellvik/25 Andre Gasseau/17	G30, 6, 5, 18, 14, 11	G1, 17, 7, 24, 19
7.	3rd	03:00	BOS	EV	Aram Minnetian/2	Jack Malone/11 Aidan Hreschuk/12	G30, 7, 24, 20, 18, 12	G1, 17, 7, 25, 11, 13
8.	3rd	05:04	BOS	EV	Gabe Perreault/17	Will Smith/42 Lukas Gustafsson/10	G30, 25, 6, 19, 27, 17	G1, 8, 4, 34, 9, 6
9.	3rd	17:29	BOS	PP	Cutter Gauthier/34	Will Smith/43 Gabe Perreault/37	G30, 6, 7, 19, 17	G1, 2, 34, 9, 19, 6

Goals by period

Team	1	2	3	Tot
MAS	1	0	0	1
BOS	1	4	3	8

Shots by period

Team	1	2	3	Tot
MAS	9	7	13	29
BOS	5	19	12	36

Power play goals-ATT (SH)

Period	MAS	BOS
1st	0-1(4)	1-1(3)
2nd	0-0(0)	0-0(0)
3rd	0-2(7)	1-3(3)
Total	0-3(11)	2-4(6)

Team summary

Minutemen								Eagles									
#	Player	G	A	P	PM	BL	SH	+/	#	Player	G	A	P	PM	BL	SH	+/
5	Linden Alger	0	0	0	0	0	0	-1	1	Jacob Fowler	0	0	0	0	0	0	0
6	Ryan Ufko	0	0	0	0	3	1	-3	2	Eamon Powell	0	0	0	0	2	3	0
7	Samuli Niinisaari	0	0	0	0	1	3	-1	4	Charlie Leddy	0	1	1	0	2	0	2
8	Cam O'Neill	0	0	0	0	0	1	-1	5	Drew Fortescue	0	0	0	0	1	0	0
9	Jack Musa	0	0	0	0	1	4	-1	6	Will Smith	1	3	4	0	0	5	3
10	Dans Locmelis	0	0	0	0	0	2	-1	7	Aidan Hreschuk	0	1	1	0	2	1	3
11	Lucas Mercuri	1	0	1	2	1	2	-1	8	Lukas Gustafsson	0	1	1	2	0	1	2
12	Lucas Vanrobys	0	0	0	0	0	0	-1	9	Ryan Leonard	1	2	3	0	0	4	3
14	Ryan Lautenbach	0	1	1	2	0	2	-1	11	Colby Ambrosio	0	0	0	0	0	2	0
16	Aydar Suniev	0	0	0	2	0	4	-1	12	Mike Posma	0	0	0	5	1	0	0
17	Kenny Connors	0	0	0	0	1	0	-2	13	Jack Malone	0	1	1	0	0	3	0
18	Taylor Makar	0	0	0	0	0	1	-2	14	Gentry Shamburger	0	0	0	0	1	1	0
19	Cole O'Hara	0	0	0	0	0	1	-2	15	Jacob Bengtsson	0	0	0	0	1	0	1
20	Liam Gorman	0	0	0	0	0	1	-1	17	Aram Minnetian	1	0	1	0	3	1	2
23	Scott Morrow	0	1	1	2	1	4	0	19	Cutter Gauthier	2	2	4	0	0	6	2
24	Elliott McDermott	0	0	0	0	0	0	-2	21	Oskar Jellvik	0	2	2	0	0	3	1
25	Aaron Bohlinger	0	0	0	0	1	3	-2	24	Andre Gasseau	1	1	2	2	0	4	2
26	Owen Murray	0	0	0	0	0	0	-1	25	Jamie Armstrong	0	0	0	0	0	0	0
27	Michael Cameron	0	0	0	0	0	0	-1	27	Connor Joyce	0	0	0	0	1	0	0
30	Michael Hrabal	0	0	0	0	0	0	0	34	Gabe Perreault	2	2	4	0	1	2	3
1	Jackson Irving				dnp				30	Jan Korec				dnp			
34	Cole Brady				dnp				31	Alex Musielak				dnp			
Totals:		1	2	3	8	9	29	-25	Totals:		8	16	24	9	15	36	24

Penalty minutes

Period	MAS	BOS
1st	1-2	1-5
2nd	0-0	1-2
3rd	3-6	1-2
Total	4-8	3-9

Three stars

Officials

Referee: Scott Hansen
Referee: Peter Schlittenhardt
Linesman: Jeff McCorkle
Linesman: Steven Murray

Referee's Signature _____



2023-24 Men's Ice Hockey Box Score Report

Mar 22, 2024, Start time: 04:00 PM, TD Garden, Boston, Massachusetts
Attendance: 0

Game duration: 2:32

Goaltenders

Minutemen

#	Player	Min	GA	1	2	3	Saves
30	Michael Hrabal	59:57	8	4	15	9	28
TM	EMPTY NET	00:03	0	0	0	0	0
Loss - Michael Hrabal (17-11-1)							

Eagles

#	Player	Min	GA	1	2	3	Saves
1	Jacob Fowler	59:18	1	8	7	13	28
TM	EMPTY NET	00:42	0	0	0	0	0
Win - Jacob Fowler (28-5-1)							

Penalty summary

Prd	Player	Team	Min	Offense	Time	
1st	Aydar Suniev	MAS	2	Tripping	07:15	PP
1st	Mike Poma	BOS	5	Contact to the head	14:34	PP
2nd	Andre Gasseau	BOS	2	Elbowing	19:53	PP
3rd	Lukas Gustafsson	BOS	2	Roughing	05:37	PP

Prd	Player	Team	Min	Offense	Time	
3rd	Ryan Lautenbach	MAS	2	Hooking	12:19	PP
3rd	Lucas Mercuri	MAS	2	Tripping	12:19	PP
3rd	Scott Morrow	MAS	2	Tripping	16:18	PP

Faceoff summary

Minutemen

#	Player	W	L	FO%
17	Kenny Connors	14	7	66.7
10	Dans Locmelis	9	5	64.3
12	Lucas Vanrobboys	8	3	72.7
11	Lucas Mercuri	7	6	53.8
Totals:		38	21	64.4


Eagles

#	Player	W	L	FO%
6	Will Smith	5	12	29.4
27	Connor Joyce	4	1	80.0
19	Cutter Gauthier	4	6	40.0
13	Jack Malone	4	13	23.5
24	Andre Gasseau	2	1	66.7
12	Mike Poma	2	5	28.6
Totals:		21	38	35.6

Faceoff chart

Minutemen

FACEOFFS	WON
1st Period	10
2nd Period	12
3rd Period	16
At even strength	31
Power play	6
Short handed	1



Eagles

WON	FACEOFFS
4	1st Period
8	2nd Period
9	3rd Period
17	At even strength
3	Power play
1	Short handed

Power play summary

Minutemen

Prd	Start	End	Elapsed	Shots	(Opp)	
1	14:34	19:34	05:00	4	0	
3	19:53	01:53	02:00	3	0	
3	05:37	07:37	02:00	4	0	
Summary: 3 opps, 11 shots, 0 goal, time 09:00						

Eagles

Prd	Start	End	Elapsed	Shots	(Opp)	
1	07:15	08:02	00:47	3	0	PPG
3	12:19	14:19	02:00	2	0	
3	12:19	14:19	02:00	0	0	
3	16:18	17:29	01:11	1	0	PPG
Summary: 4 opps, 6 shots, 2 goal, time 03:58						

Referee's Signature _____



2023-24 Men's Ice Hockey Box Score Report

Mar 22, 2024, Start time: 04:00 PM, TD Garden, Boston, Massachusetts
Attendance: 0

Game duration: 2:32

Shootout summary

No Shootouts

Penalty shot summary

No Penalty Shots

Referee's Signature _____



2023-24 Men's Ice Hockey
Play By Play Report

Mar 22, 2024, Start time: 04:00 PM, TD Garden, Boston, Massachusetts
Attendance: 0

Game duration: 2:32

MASSACHUSETTS

1 - 8

BOSTON COLLEGE

Scoring by period

Team	1	2	3
MASSACHUSETTS	1	0	0
BOSTON COLLEGE	1	4	3

Start of 1st period

Minutemen				Eagles
Action	Time	Score	On Ice	Action
Starting lineups MAS : #30 Michael Hrabal, #18 Taylor Makar, #11 Lucas Mercuri, #14 Ryan Lautenbach, #5 Linden Alger, #6 Ryan Ufko.	00:00			Starting lineups BOS : #1 Jacob Fowler, #21 Oskar Jellvik, #19 Cutter Gauthier, #24 Andre Gasseau, #5 Drew Fortescue, #2 Eamon Powell.
Start of 1st period.	00:00			Start of 1st period.
	00:00			Faceoff #11 Lucas Mercuri vs #19 Cutter Gauthier won by BOS .
	00:35			Shot by BOS #24 Andre Gasseau, saved by #30 Michael Hrabal.
Faceoff #17 Kenny Connors vs #6 Will Smith won by MAS .	00:35			
Shot by MAS #14 Ryan Lautenbach OFF TARGET.	03:22			
Shot by MAS #18 Taylor Makar, saved by #1 Jacob Fowler.	03:31			
Faceoff #11 Lucas Mercuri vs #6 Will Smith won by MAS .	03:31			
	04:05			Faceoff #17 Kenny Connors vs #13 Jack Malone won by BOS .
Shot by MAS #25 Aaron Bohlinger, saved by #1 Jacob Fowler.	04:49			
Faceoff #12 Lucas Vanroboys vs #12 Mike Posma won by MAS .	05:32			
Shot by MAS #12 Lucas Vanroboys OFF TARGET.	05:55			
GOAL by MAS #11 Lucas Mercuri, Assist by #14 Ryan Lautenbach and #23 Scott Morrow, On ice for MAS : #30 Michael Hrabal, #11 Lucas Mercuri, #14 Ryan Lautenbach, #7 Samuli Niinisaari, #23 Scott Morrow, #18 Taylor Makar. On ice for BOS : #1 Jacob Fowler, #11 Colby Ambrosio, #13 Jack Malone, #7 Aidan Hreschuk, #25 Jamie Armstrong, #17 Aram Minnetian.	06:33	1 - 0	5 - 5	
Faceoff #17 Kenny Connors vs #6 Will Smith won by MAS .	06:33			
EMPTY NET for MAS .	07:12			
Goalie #30 Michael Hrabal in for MAS .	07:15			
Penalty on #16 Aydar Suniev MAS 2 minutes for TRIPPING .	07:15			
Media Timeout.	07:15			Media Timeout.
Faceoff #11 Lucas Mercuri vs #19 Cutter Gauthier won by MAS .	07:15			
	07:15			BOS start of power play.
	07:46			Shot by BOS #19 Cutter Gauthier, saved by #30 Michael Hrabal.
	07:46			Faceoff #17 Kenny Connors vs #19 Cutter Gauthier won by BOS .
	08:00			Shot by BOS #9 Ryan Leonard, saved by #30 Michael Hrabal.
	08:02	1 - 1	4 - 5	GOAL by BOS #9 Ryan Leonard, Assist by #6 Will Smith and #19 Cutter Gauthier, On ice for BOS : #1 Jacob Fowler, #4 Charlie Leddy, #6 Will Smith, #7 Aidan Hreschuk, #9 Ryan Leonard, #34 Gabe Perreault. On ice for MAS : #30 Michael Hrabal, #8 Cam O'Neill, #17 Kenny Connors, #16 Aydar Suniev, #25 Aaron Bohlinger, #26 Owen Murray.
MAS #16 Aydar Suniev penalty complete.	08:02			
	08:02			BOS end of power play.
Faceoff #17 Kenny Connors vs #13 Jack Malone won by MAS .	08:02			
Faceoff #10 Dans Loomelis vs #6 Will Smith won by MAS .	09:49			



2023-24 Men's Ice Hockey Play By Play Report

Mar 22, 2024, Start time: 04:00 PM, TD Garden, Boston, Massachusetts
Attendance: 0

Game duration: 2:32

Action	Time	Score	On Ice	Action
Media Timeout.	10:55			Media Timeout.
	10:55			Faceoff #17 Kenny Connors vs #13 Jack Malone won by BOS .
Shot by MAS #9 Jack Musa, saved by #1 Jacob Fowler.	12:24			
Shot by MAS #14 Ryan Lautenbach BLOCKED by #2 Eamon Powell.	12:48			
Faceoff #12 Lucas Vanroboys vs #12 Mike Posma won by MAS .	12:48			
Shot by MAS #8 Cam O'Neill OFF TARGET.	13:02			
Shot by MAS #17 Kenny Connors OFF TARGET.	13:58			
	14:28			Shot by BOS #9 Ryan Leonard, saved by #30 Michael Hrabal.
Shot by MAS #10 Dans Locmelis, saved by #1 Jacob Fowler.	14:34			
Media Timeout.	14:34			Media Timeout.
	14:34			Penalty on #12 Mike Posma BOS 5 minutes for CONTACT TO THE HEAD .
Faceoff #10 Dans Locmelis vs #13 Jack Malone won by MAS .	14:34			
MAS start of power play.	14:34			
Shot by MAS #23 Scott Morrow, saved by #1 Jacob Fowler.	14:37			
Shot by MAS #6 Ryan Ufko BLOCKED by #2 Eamon Powell.	15:25			
Shot by MAS #9 Jack Musa, saved by #1 Jacob Fowler.	15:39			
Shot by MAS #23 Scott Morrow OFF TARGET.	17:05			
Shot by MAS #8 Cam O'Neill, saved by #1 Jacob Fowler.	17:41			
Faceoff #17 Kenny Connors vs #13 Jack Malone won by MAS .	17:41			
Shot by MAS #9 Jack Musa, saved by #1 Jacob Fowler.	18:54			
Shot by MAS #16 Aydar Suniev BLOCKED by #4 Charlie Leddy.	19:03.6			
	19:27.0			Shot by BOS #24 Andre Gasseau OFF TARGET.
	19:34.0			BOS #12 Mike Posma penalty complete.
MAS end of power play.	19:34.0			
Shot by MAS #25 Aaron Bohlinger OFF TARGET.	19:58.7			
Shot by MAS #24 Elliott McDermott BLOCKED by #17 Aram Minnetian.	19:59.8			
End of 1st period.	20:00.0			End of 1st period.



2023-24 Men's Ice Hockey Play By Play Report

Mar 22, 2024, Start time: 04:00 PM, TD Garden, Boston, Massachusetts
Attendance: 0

Game duration: 2:32

Start of 2nd period

Minutemen					Eagles
Action	Time	Score	On Ice	Action	
Start of 2nd period.	00:00			Start of 2nd period.	
Faceoff #11 Lucas Mercuri vs #19 Cutter Gauthier won by MAS .	00:00				
Faceoff #11 Lucas Mercuri vs #19 Cutter Gauthier won by MAS .	00:09				
Shot by MAS #23 Scott Morrow, saved by #1 Jacob Fowler.	00:39				
Faceoff #17 Kenny Connors vs #6 Will Smith won by MAS .	00:39				
Shot by MAS #16 Aydar Suniev OFF TARGET.	01:21				
Shot by MAS #9 Jack Musa, saved by #1 Jacob Fowler.	01:34				
Shot by MAS #10 Dans Locmelis, saved by #1 Jacob Fowler.	01:48				
Shot by MAS #25 Aaron Bohlinger, saved by #1 Jacob Fowler.	01:52				
Shot by MAS #24 Elliott McDermott BLOCKED by #17 Aram Minnetian.	01:59				
	02:08			Shot by BOS #6 Will Smith OFF TARGET.	
Faceoff #12 Lucas Vanroboys vs #13 Jack Malone won by MAS .	02:14				
Shot by MAS #5 Linden Alger OFF TARGET.	02:39				
	04:19			Shot by BOS #14 Gentry Shamburger, saved by #30 Michael Hrabal.	
	04:20			Faceoff #17 Kenny Connors vs #6 Will Smith won by BOS .	
	04:38			Shot by BOS #4 Charlie Leddy OFF TARGET.	
	04:41	1 - 2	5 - 5	GOAL by BOS #34 Gabe Perreault, Assist by #9 Ryan Leonard and #4 Charlie Leddy, On ice for BOS : #1 Jacob Fowler, #9 Ryan Leonard, #34 Gabe Perreault, #6 Will Smith, #7 Aidan Hreschuk, #4 Charlie Leddy. On ice for MAS : #30 Michael Hrabal, #8 Cam O'Neill, #17 Kenny Connors, #16 Aydar Suniev, #25 Aaron Bohlinger, #26 Owen Murray.	
	04:41			Faceoff #10 Dans Locmelis vs #27 Connor Joyce won by BOS .	
	04:48			Shot by BOS #14 Gentry Shamburger BLOCKED by #6 Ryan Ufko.	
	05:12			Shot by BOS #8 Lukas Gustafsson OFF TARGET.	
	05:34			Shot by BOS #8 Lukas Gustafsson, saved by #30 Michael Hrabal.	
	05:43			Shot by BOS #13 Jack Malone, saved by #30 Michael Hrabal.	
	05:55			Shot by BOS #13 Jack Malone, saved by #30 Michael Hrabal.	
	06:19			Shot by BOS #19 Cutter Gauthier, saved by #30 Michael Hrabal.	
	06:25			Shot by BOS #7 Aidan Hreschuk, saved by #30 Michael Hrabal.	
Media Timeout.	06:25			Media Timeout.	
Faceoff #11 Lucas Mercuri vs #19 Cutter Gauthier won by MAS .	06:25				
	06:43	1 - 3	5 - 5	GOAL by BOS #24 Andre Gasseau, Assist by #19 Cutter Gauthier and #21 Oskar Jellvik, On ice for BOS : #1 Jacob Fowler, #24 Andre Gasseau, #17 Aram Minnetian, #21 Oskar Jellvik, #19 Cutter Gauthier, #7 Aidan Hreschuk. On ice for MAS : #30 Michael Hrabal, #23 Scott Morrow, #11 Lucas Mercuri, #7 Samuli Niinisaari, #14 Ryan Lautenbach, #18 Taylor Makar.	
Faceoff #17 Kenny Connors vs #6 Will Smith won by MAS .	06:43				
Faceoff #17 Kenny Connors vs #6 Will Smith won by MAS .	07:01				
Shot by MAS #8 Cam O'Neill BLOCKED by #5 Drew Fortescue.	07:19				
Shot by MAS #16 Aydar Suniev, saved by #1 Jacob Fowler.	08:58				
Shot by MAS #23 Scott Morrow OFF TARGET.	09:18				
	09:19			Faceoff #11 Lucas Mercuri vs #13 Jack Malone won by BOS .	



2023-24 Men's Ice Hockey Play By Play Report

Mar 22, 2024, Start time: 04:00 PM, TD Garden, Boston, Massachusetts
Attendance: 0

Game duration: 2:32

Action	Time	Score	On Ice	Action
	09:44			Shot by BOS #19 Cutter Gauthier, saved by #30 Michael Hrabal.
	09:59			Shot by BOS #21 Oskar Jellvik, saved by #30 Michael Hrabal.
Shot by MAS #6 Ryan Ufko BLOCKED by #7 Aidan Hreschuk.	10:40			
Shot by MAS #6 Ryan Ufko BLOCKED by #34 Gabe Perreault.	10:44			
	11:14			Shot by BOS #9 Ryan Leonard BLOCKED by #6 Ryan Ufko.
	11:20			Shot by BOS #6 Will Smith, saved by #30 Michael Hrabal.
	12:16			Faceoff #12 Lucas Vanroboys vs #12 Mike Posma won by BOS .
Shot by MAS #27 Michael Cameron BLOCKED by #14 Gentry Shamburger.	12:53			
Faceoff #11 Lucas Mercuri vs #13 Jack Malone won by MAS .	13:05			
	13:35			Shot by BOS #11 Colby Ambrosio, saved by #30 Michael Hrabal.
Shot by MAS #7 Samuli Niinisaari, saved by #1 Jacob Fowler.	13:45			
	14:25			Shot by BOS #2 Eamon Powell, saved by #30 Michael Hrabal.
	14:50			Shot by BOS #24 Andre Gasseau, saved by #30 Michael Hrabal.
	15:00			Shot by BOS #2 Eamon Powell, saved by #30 Michael Hrabal.
Faceoff #17 Kenny Connors vs #6 Will Smith won by MAS .	15:07			
Media Timeout.	15:25			Media Timeout.
	15:25			Faceoff #10 Dans Locmelis vs #6 Will Smith won by BOS .
	16:03	1 - 4	5 - 5	GOAL by BOS #6 Will Smith, Assist by #9 Ryan Leonard and #34 Gabe Perreault, On ice for BOS : #1 Jacob Fowler, #9 Ryan Leonard, #6 Will Smith, #34 Gabe Perreault, #8 Lukas Gustafsson, #15 Jacob Bengtsson. On ice for MAS : #30 Michael Hrabal, #10 Dans Locmelis, #9 Jack Musa, #6 Ryan Ufko, #19 Cole O'Hara, #24 Elliott McDermott.
Faceoff #12 Lucas Vanroboys vs #13 Jack Malone won by MAS .	16:03			
	16:39			Faceoff #11 Lucas Mercuri vs #19 Cutter Gauthier won by BOS .
	16:49			Shot by BOS #21 Oskar Jellvik, saved by #30 Michael Hrabal.
	16:49	1 - 5	5 - 5	GOAL by BOS #19 Cutter Gauthier, Assist by #21 Oskar Jellvik and #24 Andre Gasseau, On ice for BOS : #1 Jacob Fowler, #19 Cutter Gauthier, #24 Andre Gasseau, #17 Aram Minnetian, #7 Aidan Hreschuk. On ice for MAS : #30 Michael Hrabal, #18 Taylor Makar, #5 Linden Alger, #6 Ryan Ufko, #14 Ryan Lautenbach, #11 Lucas Mercuri.
Faceoff #17 Kenny Connors vs #6 Will Smith won by MAS .	16:49			
Shot by MAS #16 Aydar Suniev, saved by #1 Jacob Fowler.	17:02			
	17:30			Shot by BOS #6 Will Smith OFF TARGET.
	17:35			Shot by BOS #34 Gabe Perreault BLOCKED by #17 Kenny Connors.
	17:44			Shot by BOS #34 Gabe Perreault OFF TARGET.
	18:22			Shot by BOS #13 Jack Malone, saved by #30 Michael Hrabal.
Faceoff #17 Kenny Connors vs #27 Connor Joyce won by MAS .	18:24			
	18:29			Faceoff #12 Lucas Vanroboys vs #27 Connor Joyce won by BOS .
	19:30.5			Shot by BOS #24 Andre Gasseau BLOCKED by #7 Samuli Niinisaari.
	19:37.0			Shot by BOS #21 Oskar Jellvik BLOCKED by #11 Lucas Mercuri.
	19:43.6			Shot by BOS #19 Cutter Gauthier BLOCKED by #23 Scott Morrow.
	19:52.7			Penalty on #24 Andre Gasseau BOS 2 minutes for ELBOWING .
MAS start of power play.	19:52.7			
Timeout requested by MAS .	19:52.7			
	19:52.7			Faceoff #10 Dans Locmelis vs #12 Mike Posma won by BOS .
End of 2nd period.	20:00.0			End of 2nd period.



2023-24 Men's Ice Hockey Play By Play Report

Mar 22, 2024, Start time: 04:00 PM, TD Garden, Boston, Massachusetts
Attendance: 0

Game duration: 2:32

Start of 3rd period

Minutemen					Eagles
Action	Time	Score	On Ice	Action	
Start of 3rd period.	00:00			Start of 3rd period.	
Faceoff #10 Dans Locmelis vs #13 Jack Malone won by MAS .	00:00				
Shot by MAS #6 Ryan Ufko, saved by #1 Jacob Fowler.	00:19				
Shot by MAS #16 Aydar Suniev, saved by #1 Jacob Fowler.	00:25				
Shot by MAS #23 Scott Morrow, saved by #1 Jacob Fowler.	00:59				
Faceoff #11 Lucas Mercuri vs #12 Mike Posma won by MAS .	01:01				
Shot by MAS #19 Cole O'Hara BLOCKED by #15 Jacob Bengtsson.	01:09				
	01:53			BOS #24 Andre Gasseau penalty complete.	
MAS end of power play.	01:53				
	02:06			Shot by BOS #6 Will Smith, saved by #30 Michael Hrabal.	
	02:21			Shot by BOS #2 Eamon Powell, saved by #30 Michael Hrabal.	
Faceoff #17 Kenny Connors vs #13 Jack Malone won by MAS .	02:27				
	02:55			Shot by BOS #25 Jamie Armstrong OFF TARGET.	
	03:00	1 - 6	5 - 5	GOAL by BOS #17 Aram Minnetian, Assist by #13 Jack Malone and #7 Aidan Hreschuk, On ice for BOS : #1 Jacob Fowler, #17 Aram Minnetian, #11 Colby Ambrosio, #25 Jamie Armstrong, #13 Jack Malone, #7 Aidan Hreschuk. On ice for MAS : #30 Michael Hrabal, #7 Samuli Niinisaari, #24 Elliott McDermott, #12 Lucas Vanroboys, #20 Liam Gorman, #18 Taylor Makar.	
	03:00			Faceoff #10 Dans Locmelis vs #19 Cutter Gauthier won by BOS .	
	03:28			Shot by BOS #19 Cutter Gauthier, saved by #30 Michael Hrabal.	
	03:28			Faceoff #11 Lucas Mercuri vs #27 Connor Joyce won by BOS .	
	03:38			Shot by BOS #27 Connor Joyce OFF TARGET.	
Shot by MAS #25 Aaron Bohlinger, saved by #1 Jacob Fowler.	04:02				
Faceoff #17 Kenny Connors vs #6 Will Smith won by MAS .	04:02				
Shot by MAS #10 Dans Locmelis BLOCKED by #7 Aidan Hreschuk.	04:06				
	04:20			Faceoff #17 Kenny Connors vs #6 Will Smith won by BOS .	
	04:55			Shot by BOS #6 Will Smith, saved by #30 Michael Hrabal.	
	05:04	1 - 7	5 - 5	GOAL by BOS #34 Gabe Perreault, Assist by #6 Will Smith and #8 Lukas Gustafsson, On ice for BOS : #1 Jacob Fowler, #34 Gabe Perreault, #4 Charlie Leddy, #6 Will Smith, #8 Lukas Gustafsson, #9 Ryan Leonard. On ice for MAS : #30 Michael Hrabal, #25 Aaron Bohlinger, #17 Kenny Connors, #19 Cole O'Hara, #6 Ryan Ufko, #27 Michael Cameron.	
Faceoff #10 Dans Locmelis vs #13 Jack Malone won by MAS .	05:04				
	05:20			Faceoff #12 Lucas Vanroboys vs #13 Jack Malone won by BOS .	
Shot by MAS #7 Samuli Niinisaari, saved by #1 Jacob Fowler.	05:37				
	05:37			Penalty on #8 Lukas Gustafsson BOS 2 minutes for ROUGHING .	
Faceoff #10 Dans Locmelis vs #12 Mike Posma won by MAS .	05:37				
MAS start of power play.	05:37				
Shot by MAS #16 Aydar Suniev OFF TARGET.	05:42				
Shot by MAS #16 Aydar Suniev, saved by #1 Jacob Fowler.	05:52				
Faceoff #10 Dans Locmelis vs #19 Cutter Gauthier won by MAS .	05:52				
Shot by MAS #23 Scott Morrow, saved by #1 Jacob Fowler.	05:55				
Faceoff #10 Dans Locmelis vs #19 Cutter Gauthier won by MAS .	05:55				



2023-24 Men's Ice Hockey Play By Play Report

Mar 22, 2024, Start time: 04:00 PM, TD Garden, Boston, Massachusetts
Attendance: 0

Game duration: 2:32

Action	Time	Score	On Ice	Action
Shot by MAS #11 Lucas Mercuri, saved by #1 Jacob Fowler.	06:50			
Faceoff #17 Kenny Connors vs #13 Jack Malone won by MAS .	06:50			
Shot by MAS #19 Cole O'Hara, saved by #1 Jacob Fowler.	07:01			
Shot by MAS #7 Samuli Niinisaari OFF TARGET.	07:22			
	07:37			BOS #8 Lukas Gustafsson penalty complete.
MAS end of power play.	07:37			
Shot by MAS #7 Samuli Niinisaari, saved by #1 Jacob Fowler.	07:40			
Media Timeout.	07:43			Media Timeout.
Faceoff #12 Lucas Vanroboys vs #6 Will Smith won by MAS .	07:43			
Faceoff #12 Lucas Vanroboys vs #6 Will Smith won by MAS .	07:59			
	08:21			Shot by BOS #9 Ryan Leonard, saved by #30 Michael Hrabal.
	08:22			Faceoff #17 Kenny Connors vs #27 Connor Joyce won by BOS .
Shot by MAS #8 Cam O'Neill OFF TARGET.	10:13			
Shot by MAS #9 Jack Musa BLOCKED by #17 Aram Minnetian.	10:18			
Shot by MAS #24 Elliott McDermott OFF TARGET.	10:29			
Shot by MAS #14 Ryan Lautenbach, saved by #1 Jacob Fowler.	10:48			
Media Timeout.	10:48			Media Timeout.
	10:48			Faceoff #17 Kenny Connors vs #6 Will Smith won by BOS .
	11:56			EMPTY NET for BOS .
	12:19			Goalie #1 Jacob Fowler in for BOS .
Penalty on #14 Ryan Lautenbach MAS 2 minutes for HOOKING .	12:19			
Penalty on #11 Lucas Mercuri MAS 2 minutes for TRIPPING .	12:19			
	12:19			BOS start of power play.
	12:19			BOS start of power play.
Faceoff #10 Dans Locmelis vs #24 Andre Gasseau won by MAS .	12:19			
	13:04			Shot by BOS #21 Oskar Jellvik BLOCKED by #6 Ryan Ufko.
	13:30			Shot by BOS #21 Oskar Jellvik, saved by #30 Michael Hrabal.
	13:41			Shot by BOS #24 Andre Gasseau, saved by #30 Michael Hrabal.
	13:46			Shot by BOS #13 Jack Malone BLOCKED by #25 Aaron Bohlinger.
MAS #11 Lucas Mercuri penalty complete.	14:19			
	14:19			BOS end of power play.
MAS #14 Ryan Lautenbach penalty complete.	14:19			
	14:19			BOS end of power play.
	14:23			Shot by BOS #14 Gentry Shamburger OFF TARGET.
Shot by MAS #14 Ryan Lautenbach, saved by #1 Jacob Fowler.	14:37			
Faceoff #17 Kenny Connors vs #13 Jack Malone won by MAS .	14:37			
Shot by MAS #24 Elliott McDermott OFF TARGET.	14:42			
	15:11			Shot by BOS #11 Colby Ambrosio, saved by #30 Michael Hrabal.
	15:11			Faceoff #10 Dans Locmelis vs #6 Will Smith won by BOS .
	15:15			Shot by BOS #9 Ryan Leonard OFF TARGET.
	15:52			Shot by BOS #6 Will Smith, saved by #30 Michael Hrabal.
	15:57			Goalie #1 Jacob Fowler in for BOS .
	15:59			EMPTY NET for BOS .
	16:16			Shot by BOS #19 Cutter Gauthier BLOCKED by #9 Jack Musa.
	16:18			Goalie #1 Jacob Fowler in for BOS .
Penalty on #23 Scott Morrow MAS 2 minutes for TRIPPING .	16:18			
	16:18			BOS start of power play.
	16:18			Faceoff #11 Lucas Mercuri vs #24 Andre Gasseau won by BOS .



2023-24 Men's Ice Hockey Play By Play Report

Mar 22, 2024, Start time: 04:00 PM, TD Garden, Boston, Massachusetts
Attendance: 0

Game duration: 2:32

Action	Time	Score	On Ice	Action
	16:31			Faceoff #11 Lucas Mercuri vs #24 Andre Gasseau won by BOS .
	16:43			Shot by BOS #13 Jack Malone OFF TARGET.
	17:29	1 - 8	4 - 5	GOAL by BOS #19 Cutter Gauthier, Assist by #6 Will Smith and #34 Gabe Perreault, On ice for BOS : #1 Jacob Fowler, #19 Cutter Gauthier, #2 Eamon Powell, #34 Gabe Perreault, #9 Ryan Leonard, #6 Will Smith. On ice for MAS : #30 Michael Hrabal, #6 Ryan Ufko, #7 Samuli Niinisaari, #17 Kenny Connors, #19 Cole O'Hara.
MAS #23 Scott Morrow penalty complete.	17:29			
	17:29			BOS end of power play.
Faceoff #12 Lucas Vanroboys vs #12 Mike Posma won by MAS .	17:29			
Shot by MAS #25 Aaron Bohlinger BLOCKED by #12 Mike Posma.	18:13			
Shot by MAS #20 Liam Gorman BLOCKED by #27 Connor Joyce.	18:23			
Faceoff #10 Dans Locmelis vs #13 Jack Malone won by MAS .	18:40			
Faceoff #12 Lucas Vanroboys vs #13 Jack Malone won by MAS .	19:31.5			
Shot by MAS #20 Liam Gorman, saved by #1 Jacob Fowler.	19:42.6			
Shot by MAS #6 Ryan Ufko BLOCKED by #4 Charlie Leddy.	19:52.6			
End of 3rd period.	20:00.0			End of 3rd period.



2023-24 Men's Ice Hockey Shot Chart Report

Mar 22, 2024, Start time: 04:00 PM, TD Garden, Boston, Massachusetts
Attendance: 0

Game duration: 2:32

MASSACHUSETTS

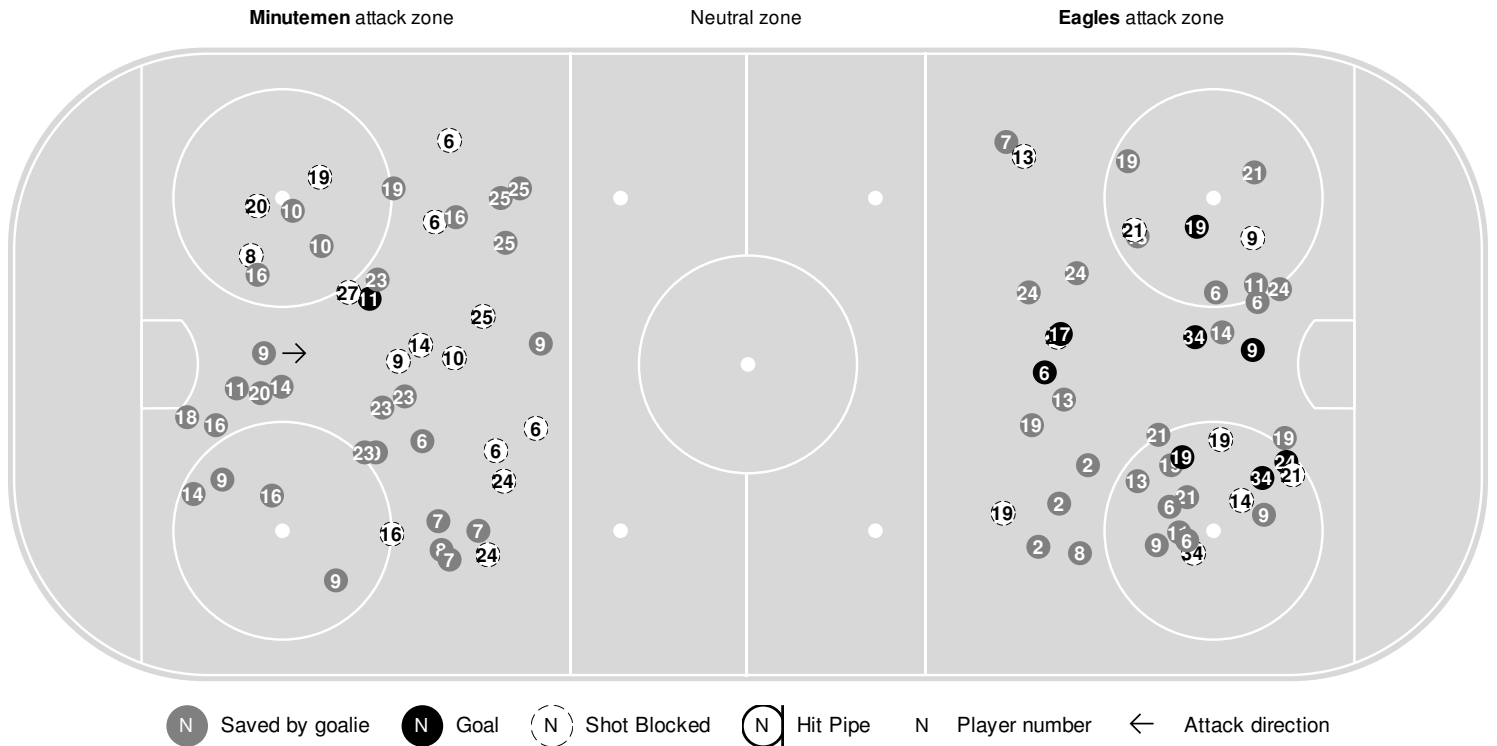
1 - 8

BOSTON COLLEGE

Scoring by period

Team	1	2	3
Massachusetts	1	0	0
Boston College	1	4	3

Shot chart



Shot summary

Minutemen

	1	2	3	Tot
Total shots attempted	19	15	24	58
Blocked by defense	4	5	6	15
Shots Off Target	6	3	5	14
Pipes	0	0	0	0
Total shots on-target	9	7	13	29
Shots saved by goalie Michael Hrabal	4	15	9	28
Goals scored:				1

Eagles

	1	2	3	Tot
Total shots attempted	6	30	20	56
Blocked by defense	0	6	3	9
Shots Off Target	1	5	5	11
Pipes	0	0	0	0
Total shots on-target	5	19	12	36
Shots saved by goalie Jacob Fowler	8	7	13	28
Goals scored:				8



2023-24 Men's Ice Hockey Shot Chart (Advanced) Report

Mar 22, 2024, Start time: 04:00 PM, TD Garden, Boston, Massachusetts
Attendance: 0

Game duration: 2:32

MASSACHUSETTS

1 - 8

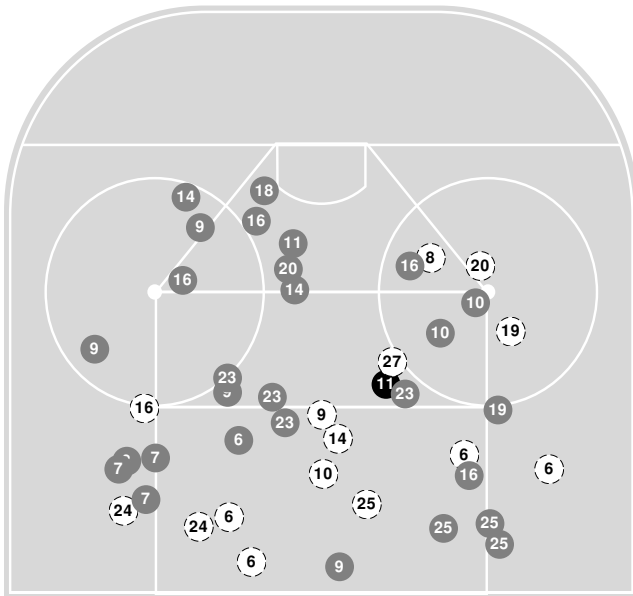
BOSTON COLLEGE

Scoring by period

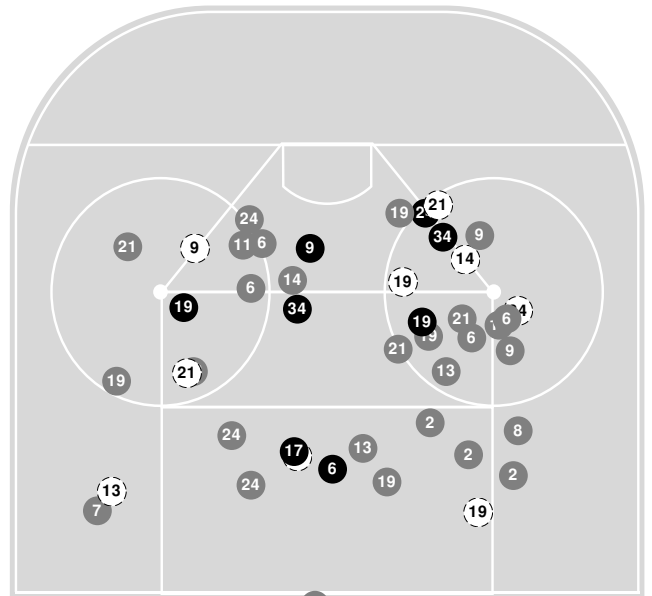
Team	1	2	3
Massachusetts	1	0	0
Boston College	1	4	3

Shot chart

Minutemen Attack zone



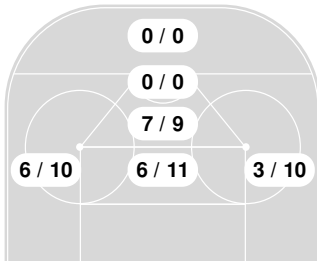
Eagles Attack zone



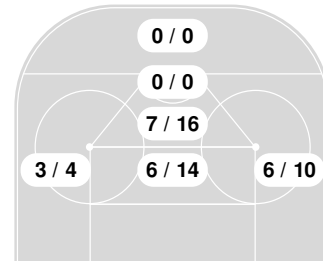
N Saved by goalie
 N Goal
 N Shot On-target
 N Shot Blocked
 N Hit Pipe
 N Player number

Shot statistics

Minutemen Attack zone



Eagles Attack zone



Shot summary

Minutemen

Eagles



2023-24 Men's Ice Hockey Shot Chart (Advanced) Report

Mar 22, 2024, Start time: 04:00 PM, TD Garden, Boston, Massachusetts
Attendance: 0

Game duration: 2:32

	1	2	3	Tot
Total shots attempted	19	15	24	58
Blocked by defense	4	5	6	15
Shots Off Target	6	3	5	14
Pipes	0	0	0	0
Total shots on-target	9	7	13	29
Shots saved by goalie Michael Hrabal	4	15	9	28
Goals scored:				1

	1	2	3	Tot
Total shots attempted	6	30	20	56
Blocked by defense	0	6	3	9
Shots Off Target	1	5	5	11
Pipes	0	0	0	0
Total shots on-target	5	19	12	36
Shots saved by goalie Jacob Fowler	8	7	13	28
Goals scored:				8



2023-24 Men's Ice Hockey Lineup Report

Mar 22, 2024, Start time: 04:00 PM, TD Garden, Boston, Massachusetts
Attendance: 0

Game duration: 2:32

MASSACHUSETTS (20-12-3, 12-10-2)

VS

BOSTON COLLEGE (29-5-1, 20-3-1)

Officials

Referee: Scott Hansen
Referee: Peter Schlittenhardt
Linesman: Jeff McCorkle
Linesman: Steven Murray

Goaltenders

Minutemen

#	Player
30	Michael Hrabal
1	Jackson Irving
34	Cole Brady

Eagles

#	Player
1	Jacob Fowler
30	Jan Korec
31	Alex Musielak

Team Lineups

Minutemen

#	Pos	Player	Current season stats
Line #1			
18	LW	Taylor Makar	34 GP (4-5-9)
11	C	Lucas Mercuri	35 GP (8-16-24)
14	RW	Ryan Lautenbach	35 GP (10-13-23)
5	LD	Linden Alger	33 GP (2-2-4)
6	RD	Ryan Ufko	35 GP (10-16-26)
Line #2			
16	LW	Aydar Suniev	34 GP (12-13-25)
17	C	Kenny Connors	35 GP (7-15-22)
27	RW	Michael Cameron	33 GP (6-4-10)
7	LD	Samuli Niinisaari	25 GP (3-9-12)
23	RD	Scott Morrow	35 GP (6-23-29)
Line #3			
9	LW	Jack Musa	35 GP (12-17-29)
10	C	Dans Locmelis	28 GP (7-7-14)
19	RW	Cole O'Hara	35 GP (7-11-18)
24	LD	Elliott McDermott	33 GP (0-2-2)
25	RD	Aaron Bohlinger	32 GP (3-5-8)
Line #4			
20	LW	Liam Gorman	26 GP (0-3-3)
12	C	Lucas Vanroboys	27 GP (3-4-7)
8	RW	Cam O'Neill	26 GP (3-3-6)
26	XD	Owen Murray	29 GP (2-7-9)

Eagles

#	Pos	Player	Current season stats
Line #1			
21	LW	Oskar Jellvik	35 GP (12-23-35)
19	C	Cutter Gauthier	35 GP (32-20-52)
24	RW	Andre Gasseau	34 GP (10-16-26)
5	LD	Drew Fortescue	34 GP (4-3-7)
2	RD	Eamon Powell	34 GP (5-26-31)
Line #2			
34	LW	Gabe Perreault	30 GP (15-35-50)
6	C	Will Smith	35 GP (18-40-58)
9	RW	Ryan Leonard	35 GP (26-23-49)
15	LD	Jacob Bengtsson	34 GP (3-11-14)
8	RD	Lukas Gustafsson	35 GP (3-9-12)
Line #3			
25	LW	Jamie Armstrong	26 GP (5-7-12)
13	C	Jack Malone	35 GP (11-10-21)
11	RW	Colby Ambrosio	34 GP (2-5-7)
7	LD	Aidan Hreschuk	35 GP (2-11-13)
17	RD	Aram Minnetian	34 GP (1-6-7)
Line #4			
27	LW	Connor Joyce	29 GP (1-4-5)
12	C	Mike Posma	35 GP (2-6-8)
14	RW	Gentry Shamburger	25 GP (1-1-2)
4	XD	Charlie Leddy	34 GP (0-7-7)

Head Coach

MAS: Greg Carvel
BOS: Greg Brown

Legend

D Defense **LW** Left Wing **RW** Right Wing **C** Center
F Forward **LD** Left Defense **RD** Right Defense





26-8-2
(18-4-2 HEA)

4



23-11-2
(14-9-1 HEA)

1

Final Stats and Notes
Hockey East Semifinal #2
March 22, 2024
TD Garden | Boston, Mass.





Game Story

Hockey East Semifinal

#2 Boston University 4, #3 Maine 1 | March 22, 2024 | TD Garden

2024 Hockey East Championship Semifinals

#2 Boston University 4, #3 Maine 1, March 22, 2024

BOSTON – Mathieu Caron had 32 saves and Ryan Greene scored twice as second-seeded Boston University topped third-seeded Maine, 4-1, in the semifinals of the 39th annual Hockey East Championship Friday afternoon at TD Garden in front of a record crowd of 17,850. The Terriers move on to take on top-seeded Boston College in Saturday's championship game at 7:30 p.m. (TV-NESN; ESPN+).

The defending champion Terriers (26-8-2) now have won seven straight and will play in the title game for the 14th time and will bid for their 11th championship.

Maine out-shot Boston University 33-18 with Caron making 26 stops in the last final periods. He made three point blank stops in the first to keep the Black Bears off the board. The Terriers special teams were the difference going two-for three with an extra skater while killing two Maine power plays.

Greene opened the scoring 8:59 into the contest ripping home a one-timer in the slot on a feed from Quinn Hutson beating Maine goalie Albin Bolja.

Lane Hutson made it 2-0 with a power play goal at 9:21 of the second, snapping one home from the left side just 24 seconds into the man-advantage. Assists went to Macklin Celebrini and Quinn Hutson (two assists), as Celebrini won the draw and BU kept possession in the attacking zone. Caron was steady again in the middle period stopping all 12 Maine shots.

At 6:48 of the third, the Black Bears cut it to 2-1 on a goal by Lynden Breen. Breen scooted in from the right corner and beat Caron up high, with assists to Brandon Chabrier and Bradly Nadeau. The Terriers would answer at 10:43 converting again on the power play, and the second goal of the game by Greene. BU again had great puck movement in the Maine zone with Greene converting another one-timer on a pass by Macklin Celebrini. Shane Lachance also assisted, with a crisp diagonal pass to start the scoring play.

BU's Sam Stevens on an assists from Luke Tech and Macklin Celebrini (three assists) capped the scoring with an empty net goal with 27.6 seconds left.

The Terriers only had 18 shots on goal in the game. Bolja finished with 14 saves for the Black Bears who saw their four-game win-streak stopped. The much-improved Black Bears (23-11-2), who went 15-16-2 last year, were back in the semifinals for the first time since 2012 and their 23 wins are the program's most since 2005-06. They are still in line for an at large bid to the 2024 NCAA Division I Hockey Championship. Selections will be announced Sunday evening.



Game Story

Hockey East Semifinal

#2 Boston University 4, #3 Maine 1 | March 22, 2024 | TD Garden

Notes:

- Boston University will meet the top-seeded Boston College in the championship game at TD Garden Saturday at 7:30 p.m. (TV-NESN; ESPN+). The Eagles topped Massachusetts 8-1 in the first semifinal.
- Boston University will meet Comm Ave rival Boston College in the Hockey East title game for the third time, and the first since 2006. BU has won both previous meetings (2006: 2-1 OT; 1986: 9-4 at Providence Civic Center)
- The sellout at Friday's semifinal was the first at TD Garden since the 2005 championship when both the semifinals and title game were sellouts (17,565). Friday's crowd of 17,850 is a tournament record.
- Boston University, the defending champion, was making its record 28th semifinal appearance. It was Maine's 21st, third in league history, and the first for third-year head coach Ben Barr.
- Boston U will appear in the title game for the 14th time, so far going 10-3, defeating Merrimack in OT last year. Its 10 titles are the second most in league history.
- The Terriers have won seven straight games equaling its longest winning streak this season.
- Second-year BU head coach Jay Pandolfo is now 5-0 all-time in the Hockey East Championship
- The much improved Black Bears, who went 15-16-2 last year, were back in the semifinals for the first time since 2012 and their 23 wins are the most since 2005-06. They are still in line for an at large bid to the 2024 NCAA Division I Hockey Championship.



Scoring Summary

Hockey East Semifinal 2

Boston University vs. Maine | March 22, 2024 | TD Garden

Per.	Team Time (Strength)	No. Player (Goal #)	Assists (Assist #)	Score
1	BU 8:59 (EV)	9 Greene (10)	17 Q. Hutson (17)	1-0 BU

Q. Hutson collects a failed UMaine indirect pass at the bottom of the right circle, stemming behind the goal line, gains possession and makes a give-and-go pass to Greene who was planted at the hash marks in the middle of the slot. Greene winds up for a snapshot and buries one low left side between the goalie's blocker and pad.

2	BU 9:21 (PP)	20 L. Hutson (13)	71 Celebrini (26) 17 Q. Hutson (18)	2-0 BU
----------	---------------------	--------------------------	--	---------------

L. Hutson gives a one-touch pass from the top left point down to Q. Hutson on the board side of the left circle. Q. Hutson attempts a move then passes back up to L. Hutson, who gains control and looks to the board side of the right circle where Macklin Celebrini skates up for a give-and-go back to L. Hutson. L. Hutson walks into the slot, toe drags around a falling UMaine player, and connects on a snapshot past the goalie's left glove side, at glove level.

3	Maine 6:48 (PP)	27 Breen (9)	15 Chabrier (16) // 82 Nadeau (27)	2-1 BU
----------	------------------------	---------------------	---	---------------

Nadeau collects the puck on the board side of the left circle and passes it to Chabrier at the left-point side. Chabrier skates from the left to the right point and finds Breen in the right circle, passing to him just beneath the goal line. Breen picks up the puck and advances towards the circle uncovered, and snipes top left for the score.

3	BU 10:43 (PP)	9 Greene (11)	71 Celebrini (27) // 18 Lachance (12)	3-1 BU
----------	----------------------	----------------------	--	---------------

Lachance wins a puck battle down the left board side, passing from the goal line to Celebrini who sits at the center of the right circle. Celebrini gives a one-timer pass to Greene, who skates uncovered from the left circle into the low slot, where he buries a one-timer on the lower-left blocker side.

3	BU 19:32 (EN)	25 Stevens (9)	11 Tuch (19) // 71 Celebrini (28)	4-1 BU
----------	----------------------	-----------------------	--	---------------

With an extra skater on the ice for Maine, Celebrini escapes and wins the puck battle on the lower-left circle after zone entry and passes the puck over to Tuch at the right point. Tuch enters a puck battle with a UMaine player, lifts their stick, gains possession, and passes the puck to Stevens, who shoots from beyond the far blue line to add an empty net goal.

4-1 FINAL

BU Goals: Greene (2), L. Hutson (GWG), Stevens

Maine Goals: Breen



**Grade A Scoring Chances
Hockey East Semifinals**

#2 Boston University vs. #3 Maine | March 22, 2024 | TD Garden

Requirements:

1. Clean possession (or potential for)
2. Clear path to opening
3. Shot within grade-A range



PERIOD	TIME (on clock)	TEAM	No.	DESCRIPTION	RESULT
1	5:27	ME	11	BU D-Zone turnover off of faceoff (Offside Dot, top left), shot from right circle	Save
2	19:17	ME	12	Shot at right circle sends rebound to right inner slot, shot at right-side crease	Save
2	18:10	ME	11	Pass from behind the net (right side), Shot from middle slot	Save
2	13:27	BU	12	Pass from #71 behind the net, shot from middle slot	High
2	5:56	BU	13	Lead pass from neutral zone, shot from circle (right)	Blocked
2	5:36	ME	26	Pass from left corner, shot from circle (left)	Save
2	1:35	ME	27	Dragged puck from right corner, shot middle crease	Save
3	13:59	ME	82	Cross slot pass (right to left), shot circle (left)	Save
3	13:12	ME	27	Left alone in right corner and takes the puck to the net, shot from circle (right), PP	Maine Goal #1, PP
3	9:17	BU	9	#18 left corner cross to #71 in right circle, pass to left circle, shot left middle slot, PP	BU Goal #3, PP



2023-24 Men's Ice Hockey Box Score Report

Mar 22, 2024, Start time: 07:30 PM, TD Garden, Boston, Massachusetts
Attendance: 17850

Game duration: 2:37

MAINE (23-11-2) VS BOSTON U. (26-8-2)

Box score

	Prd	Time	Team		Scored by	Assists	Visitors on ice	Home on ice
1.	1st	08:59	Boston U	EV	Ryan Greene/10	Quinn Hutson/17	G30, 15, 6, 18, 20, 10	G62, 7, 2, 27, 17, 9
2.	2nd	09:21	Boston U	PP	Lane Hutson/13	Macklin Celebrini/26 Quinn Hutson/18	G30, 6, 37, 26, 22	G62, 20, 18, 17, 71, 9
3.	3rd	06:48	Maine	EV	Lynden Breen/9	Brandon Chabrier/16 Bradly Nadeau/27	G30, 15, 12, 82, 20, 27	G62, 5, 7, 9, 25
4.	3rd	10:43	Boston U	PP	Ryan Greene/11	Macklin Celebrini/27 Shane Lachance/12	G30, 3, 37, 27, 22	G62, 20, 18, 17, 9, 71
5.	3rd	19:33	Boston U	EN	Sam Stevens/8	Luke Tuch/19 Macklin Celebrini/28	15, 4, 82, 14, 20, 24	G62, 7, 8, 11, 25, 71

Goals by period

Team	1	2	3	Tot
Maine	0	0	1	1
Boston U	1	1	2	4

Shots by period

Team	1	2	3	Tot
Maine	6	13	14	33
Boston U	5	5	8	18

Team summary

Black Bears

#	Player	G	A	P	PM	BL	SH	+/-
2	Jack Dalton	0	0	0	0	0	0	0
3	Luke Antonacci	0	0	0	0	2	1	0
4	Brandon Holt	0	0	0	0	1	1	-1
6	Liam Lesakowski	0	0	0	2	1	1	-1
10	Cole Hanson	0	0	0	2	0	2	-1
11	Donavan Villeneuve-Houle	0	0	0	0	1	6	0
12	Ben Poisson	0	0	0	0	1	3	1
14	Sully Scholle	0	0	0	0	1	2	-1
15	Brandon Chabrier	0	1	1	0	0	3	-1
18	Parker Lindauer	0	0	0	0	1	1	-1
20	Josh Nadeau	0	0	0	0	1	2	-1
22	Harrison Scott	0	0	0	0	0	3	0
23	Grayson Arnott	0	0	0	0	4	0	0
24	Nolan Renwick	0	0	0	2	1	1	-1
26	Thomas Freel	0	0	0	0	0	2	0
27	Lynden Breen	1	0	1	0	0	5	1
28	Anthony Calafiore	0	0	0	0	0	0	0
30	Albin Boija	0	0	0	0	0	0	0
37	David Breazeale	0	0	0	0	0	0	0
82	Bradly Nadeau	0	1	1	0	2	0	0
32	Victor Ostman				dnp			
33	Connor Androlewicz				dnp			
Totals:		1	2	3	6	16	33	-6

Terriers

#	Player	G	A	P	PM	BL	SH	+/-
2	Gavin McCarthy	0	0	0	0	0	0	1
4	Ty Gallagher	0	0	0	0	2	0	0
5	Tom Willander	0	0	0	0	3	1	-1
7	Case McCarthy	0	0	0	0	2	0	1
8	Cade Webber	0	0	0	2	2	0	1
9	Ryan Greene	2	0	2	0	1	2	0
10	Nick Zabaneh	0	0	0	2	0	1	0
11	Luke Tuch	0	1	1	0	2	0	1
12	Jack Harvey	0	0	0	0	2	2	0
13	Dylan Peterson	0	0	0	0	0	0	0
16	Jeremy Wilmer	0	0	0	0	0	1	0
17	Quinn Hutson	0	2	2	0	2	2	1
18	Shane Lachance	0	1	1	0	1	2	0
20	Lane Hutson	1	0	1	2	2	2	0
21	Devin Kaplan	0	0	0	0	0	1	0
22	Aiden Celebrini	0	0	0	0	0	0	0
25	Sam Stevens	1	0	1	0	4	1	0
27	Jack Hughes	0	0	0	0	0	1	1
62	Mathieu Caron	0	0	0	0	0	0	0
71	Macklin Celebrini	0	3	3	0	0	2	1
30	Henry Graham				dnp			
33	Max Lacroix				dnp			
Totals:		4	7	11	6	23	18	6

Power play goals-ATT (SH)

Period	Maine	Boston U
1st	0-0(1)	0-0(0)
2nd	0-2(4)	1-1(1)
3rd	0-0(0)	1-2(3)
Total	0-2(5)	2-3(4)

Penalty minutes

Period	Maine	Boston U
1st	0-0	1-2
2nd	1-2	1-2
3rd	2-4	1-2
Total	3-6	3-6

Three stars

Officials

Referee: Terrence Murphy
Referee: Jeremy Tufts
Linesman: Bill Kingdom
Linesman: Kyle Richetelle

Referee's Signature _____



2023-24 Men's Ice Hockey Box Score Report

Mar 22, 2024, Start time: 07:30 PM, TD Garden, Boston, Massachusetts
Attendance: 17850

Game duration: 2:37

Goaltenders

Black Bears

#	Player	Min	GA	1	2	3	Saves
30	Albin Boija	56:23	3	4	4	6	14
TM	EMPTY NET	03:37	1	0	0	0	0
Loss - Albin Boija (10-7-1)							

Terriers

#	Player	Min	GA	1	2	3	Saves
62	Mathieu Caron	60:00	1	6	13	13	32
Win - Mathieu Caron (26-8-2)							

Penalty summary

Prd	Player	Team	Min	Offense	Time	
1st	Lane Hutson	Boston U	2	Tripping	19:48	PP
2nd	Nolan Renwick	Maine	2	Holding	08:56	PP
2nd	Nick Zabaneh	Boston U	2	Hooking	14:33	PP

Prd	Player	Team	Min	Offense	Time	
3rd	Cole Hanson	Maine	2	Hooking	03:30	PP
3rd	Cade Webber	Boston U	2	High Sticking	06:34	PP
3rd	Liam Lesakowski	Maine	2	Holding	09:31	PP

Faceoff summary

Black Bears

#	Player	W	L	FO%
22	Harrison Scott	11	10	52.4
24	Nolan Renwick	10	7	58.8
27	Lynden Breen	8	9	47.1
10	Cole Hanson	3	1	75.0
82	Bradly Nadeau	1	0	100.0
Totals:		33	27	55.0

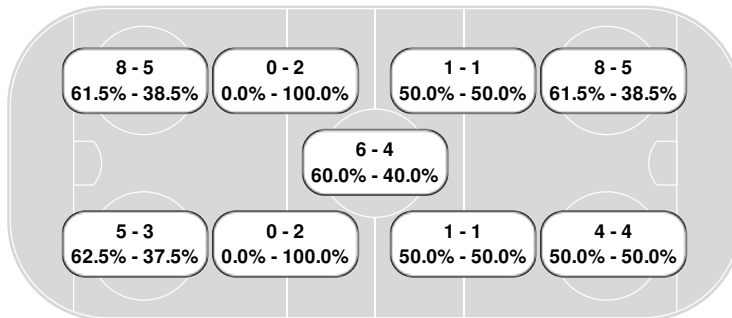
Terriers

#	Player	W	L	FO%
71	Macklin Celebrini	10	4	71.4
9	Ryan Greene	9	8	52.9
18	Shane Lachance	3	1	75.0
25	Sam Stevens	3	14	17.6
7	Case McCarthy	1	0	100.0
10	Nick Zabaneh	1	4	20.0
27	Jack Hughes	0	2	0.0
Totals:		27	33	45.0

Faceoff chart

Black Bears

FACEOFFS	WON
1st Period	9
2nd Period	10
3rd Period	14
At even strength	28
Power play	4
Short handed	1



Terriers

WON	FACEOFFS
8	1st Period
9	2nd Period
10	3rd Period
23	At even strength
3	Power play
1	Short handed

Power play summary

Black Bears

Prd	Start	End	Elapsed	Shots	(Opp)	
2	19:48	01:48	02:00	4	0	
2	14:33	16:33	02:00	1	0	
Summary: 2 opps, 5 shots, 0 goal, time 04:00						

Terriers

Prd	Start	End	Elapsed	Shots	(Opp)	
2	08:56	09:21	00:25	1	0	PPG
3	03:30	06:34	03:04	1	0	
3	09:31	10:43	01:12	2	0	PPG
Summary: 3 opps, 4 shots, 2 goal, time 04:41						

Referee's Signature _____



2023-24 Men's Ice Hockey Box Score Report

Mar 22, 2024, Start time: 07:30 PM, TD Garden, Boston, Massachusetts
Attendance: 17850

Game duration: 2:37

Shootout summary

No Shootouts

Penalty shot summary

No Penalty Shots

Referee's Signature _____



2023-24 Men's Ice Hockey
Play By Play Report

Mar 22, 2024, Start time: 07:30 PM, TD Garden, Boston, Massachusetts
Attendance: 17850

Game duration: 2:37

MAINE 1 - 4 BOSTON U.

Scoring by period

Team	1	2	3
MAINE	0	0	1
BOSTON U.	1	1	2

Start of 1st period

Black Bears				Terriers
Action	Time	Score	On Ice	Action
Starting lineups Maine : #30 Albin Boija, #26 Thomas Freel, #22 Harrison Scott, #11 Donavan Villeneuve-Houle, #37 David Breazeale, #3 Luke Antonacci.	00:00			Starting lineups Boston U : #62 Mathieu Caron, #71 Macklin Celebrini, #12 Jack Harvey, #18 Shane Lachance, #20 Lane Hutson, #7 Case McCarthy.
Start of 1st period.	00:00			Start of 1st period.
	00:00			Faceoff #22 Harrison Scott vs #71 Macklin Celebrini won by Boston U .
	00:54			Faceoff #27 Lynden Breen vs #9 Ryan Greene won by Boston U .
Shot by Maine #27 Lynden Breen BLOCKED by #4 Ty Gallagher.	01:16			
	01:30			Shot by Boston U #17 Quinn Hutson BLOCKED by #23 Grayson Arnott.
	01:30			Shot by Boston U #2 Gavin McCarthy BLOCKED by #12 Ben Poisson.
Faceoff #24 Nolan Renwick vs #25 Sam Stevens won by Maine .	01:31			
Faceoff #27 Lynden Breen vs #9 Ryan Greene won by Maine .	03:48			
	05:26			Shot by Boston U #20 Lane Hutson BLOCKED by #18 Parker Lindauer.
Shot by Maine #10 Cole Hanson, saved by #62 Mathieu Caron.	05:32			
	06:07			Shot by Boston U #21 Devin Kaplan, saved by #30 Albin Boija.
Media Timeout.	06:07			Media Timeout.
Faceoff #22 Harrison Scott vs #10 Nick Zabaneh won by Maine .	06:07			
Shot by Maine #22 Harrison Scott OFF TARGET.	06:43			
	08:23			Shot by Boston U #2 Gavin McCarthy BLOCKED by #82 Bradley Nadeau.
	08:41			Shot by Boston U #2 Gavin McCarthy BLOCKED by #20 Josh Nadeau.
	08:59	0 - 1	5 - 5	GOAL by Boston U #9 Ryan Greene, Assist by #17 Quinn Hutson, On ice for Boston U : #62 Mathieu Caron, #9 Ryan Greene, #7 Case McCarthy, #2 Gavin McCarthy, #27 Jack Hughes, #17 Quinn Hutson. On ice for Maine : #30 Albin Boija, #10 Cole Hanson, #15 Brandon Chabrier, #6 Liam Lesakowski, #18 Parker Lindauer, #20 Josh Nadeau.
Faceoff #22 Harrison Scott vs #25 Sam Stevens won by Maine .	08:59			
	09:18			Shot by Boston U #13 Dylan Peterson BLOCKED by #6 Liam Lesakowski.
Faceoff #27 Lynden Breen vs #9 Ryan Greene won by Maine .	09:18			
	09:37			Shot by Boston U #22 Aiden Celebrini BLOCKED by #23 Grayson Arnott.
	10:07			Shot by Boston U #27 Jack Hughes, saved by #30 Albin Boija.
Media Timeout.	10:08			Media Timeout.
Faceoff #22 Harrison Scott vs #10 Nick Zabaneh won by Maine .	10:08			
Faceoff #24 Nolan Renwick vs #71 Macklin Celebrini won by Maine .	10:22			



2023-24 Men's Ice Hockey Play By Play Report

Mar 22, 2024, Start time: 07:30 PM, TD Garden, Boston, Massachusetts
Attendance: 17850

Game duration: 2:37

Action	Time	Score	On Ice	Action
	11:03			Faceoff #24 Nolan Renwick vs #71 Macklin Celebrini won by Boston U.
	12:09			Shot by Boston U #7 Case McCarthy BLOCKED by #14 Sully Scholle.
Media Timeout.	14:20			Media Timeout.
	14:20			Faceoff #22 Harrison Scott vs #71 Macklin Celebrini won by Boston U.
Shot by Maine #11 Donovan Villeneuve-Houle, saved by #62 Mathieu Caron.	14:26			
Shot by Maine #4 Brandon Holt OFF TARGET.	14:31			
	14:39			Shot by Boston U #71 Macklin Celebrini BLOCKED by #4 Brandon Holt.
Shot by Maine #10 Cole Hanson, saved by #62 Mathieu Caron.	15:47			
	15:49			Faceoff #24 Nolan Renwick vs #25 Sam Stevens won by Boston U.
Shot by Maine #24 Nolan Renwick, saved by #62 Mathieu Caron.	16:21			
Shot by Maine #27 Lynden Breen, saved by #62 Mathieu Caron.	16:41			
Shot by Maine #6 Liam Lesakowski BLOCKED by #17 Quinn Hutson.	16:44			
	17:19			Faceoff #22 Harrison Scott vs #9 Ryan Greene won by Boston U.
	17:44			Shot by Boston U #20 Lane Hutson OFF TARGET.
	18:20			Shot by Boston U #16 Jeremy Wilmer, saved by #30 Albin Boija.
	18:28			Shot by Boston U #4 Ty Gallagher BLOCKED by #3 Luke Antonacci.
	18:41			Faceoff #24 Nolan Renwick vs #71 Macklin Celebrini won by Boston U.
Shot by Maine #82 Bradly Nadeau OFF TARGET.	19:03.4			
Shot by Maine #82 Bradly Nadeau OFF TARGET.	19:15.1			
	19:18.3			Faceoff #27 Lynden Breen vs #71 Macklin Celebrini won by Boston U.
	19:35.5			Shot by Boston U #71 Macklin Celebrini, saved by #30 Albin Boija.
	19:47.2			Penalty on #20 Lane Hutson Boston U 2 minutes for TRIPPING.
Maine start of power play.	19:47.2			
Faceoff #27 Lynden Breen vs #9 Ryan Greene won by Maine.	19:47.2			
Shot by Maine #82 Bradly Nadeau BLOCKED by #7 Case McCarthy.	19:56.8			
Shot by Maine #12 Ben Poisson, saved by #62 Mathieu Caron.	19:59.7			
Faceoff #27 Lynden Breen vs #9 Ryan Greene won by Maine.	19:59.8			
End of 1st period.	20:00.0			End of 1st period.



2023-24 Men's Ice Hockey Play By Play Report

Mar 22, 2024, Start time: 07:30 PM, TD Garden, Boston, Massachusetts
Attendance: 17850

Game duration: 2:37

Start of 2nd period

Black Bears					Terriers
Action	Time	Score	On Ice	Action	
Start of 2nd period.	00:00			Start of 2nd period.	
Faceoff #27 Lynden Breen vs #25 Sam Stevens won by Maine .	00:00				
Shot by Maine #27 Lynden Breen, saved by #62 Mathieu Caron.	00:41				
Shot by Maine #12 Ben Poisson, saved by #62 Mathieu Caron.	00:41				
Shot by Maine #15 Brandon Chabrier, saved by #62 Mathieu Caron.	00:49				
Faceoff #22 Harrison Scott vs #10 Nick Zabaneh won by Maine .	00:49				
Shot by Maine #14 Sully Scholle OFF TARGET.	01:30				
	01:48			Boston U #20 Lane Hutson penalty complete.	
Maine end of power play.	01:48				
Shot by Maine #4 Brandon Holt OFF TARGET.	01:49				
Shot by Maine #11 Donovan Villeneuve-Houle, saved by #62 Mathieu Caron.	01:52				
Shot by Maine #11 Donovan Villeneuve-Houle, saved by #62 Mathieu Caron.	02:15				
	02:16			Faceoff #24 Nolan Renwick vs #71 Macklin Celebrini won by Boston U .	
Faceoff #10 Cole Hanson vs #9 Ryan Greene won by Maine .	03:15				
Shot by Maine #14 Sully Scholle OFF TARGET.	03:57				
Shot by Maine #11 Donovan Villeneuve-Houle, saved by #62 Mathieu Caron.	05:14				
Faceoff #22 Harrison Scott vs #25 Sam Stevens won by Maine .	05:14				
Shot by Maine #11 Donovan Villeneuve-Houle BLOCKED by #25 Sam Stevens.	05:26				
Faceoff #24 Nolan Renwick vs #25 Sam Stevens won by Maine .	05:37				
Faceoff #27 Lynden Breen vs #71 Macklin Celebrini won by Maine .	05:57				
Shot by Maine #37 David Breazeale BLOCKED by #12 Jack Harvey.	06:01				
Shot by Maine #37 David Breazeale BLOCKED by #18 Shane Lachance.	06:16				
	06:33			Shot by Boston U #12 Jack Harvey OFF TARGET.	
	06:37			Faceoff #22 Harrison Scott vs #71 Macklin Celebrini won by Boston U .	
Shot by Maine #6 Liam Lesakowski OFF TARGET.	07:58				
	08:04			Shot by Boston U #27 Jack Hughes OFF TARGET.	
	08:47			Shot by Boston U #11 Luke Tuch BLOCKED by #82 Bradly Nadeau.	
Penalty on #24 Nolan Renwick Maine 2 minutes for HOLDING .	08:56				
	08:56			Boston U start of power play.	
	08:56			Faceoff #22 Harrison Scott vs #18 Shane Lachance won by Boston U .	
	09:21	0 - 2	4 - 5	GOAL by Boston U #20 Lane Hutson, Assist by #71 Macklin Celebrini and #17 Quinn Hutson, On ice for Boston U : #62 Mathieu Caron, #20 Lane Hutson, #71 Macklin Celebrini, #9 Ryan Greene, #17 Quinn Hutson, #18 Shane Lachance. On ice for Maine : #30 Albin Boija, #6 Liam Lesakowski, #26 Thomas Freel, #22 Harrison Scott, #37 David Breazeale.	
Maine #24 Nolan Renwick penalty complete.	09:21				
	09:21			Boston U end of power play.	



2023-24 Men's Ice Hockey Play By Play Report

Mar 22, 2024, Start time: 07:30 PM, TD Garden, Boston, Massachusetts
Attendance: 17850

Game duration: 2:37

Action	Time	Score	On Ice	Action
Faceoff #27 Lynden Breen vs #25 Sam Stevens won by Maine .	09:21			
Shot by Maine #14 Sully Scholle OFF TARGET.	09:40			
	10:06			Shot by Boston U #25 Sam Stevens BLOCKED by #23 Grayson Arnott.
Shot by Maine #82 Bradly Nadeau OFF TARGET.	10:46			
Shot by Maine #22 Harrison Scott, saved by #62 Mathieu Caron.	11:10			
Shot by Maine #6 Liam Lesakowski OFF TARGET.	11:14			
Shot by Maine #20 Josh Nadeau BLOCKED by #5 Tom Willander.	11:15			
Media Timeout.	11:15			Media Timeout.
Faceoff #22 Harrison Scott vs #71 Macklin Celebrini won by Maine .	11:15			
Shot by Maine #3 Luke Antonacci, saved by #62 Mathieu Caron.	11:19			
	11:43			Shot by Boston U #12 Jack Harvey OFF TARGET.
	11:53			Faceoff #27 Lynden Breen vs #9 Ryan Greene won by Boston U .
	12:18			Faceoff #24 Nolan Renwick vs #9 Ryan Greene won by Boston U .
Shot by Maine #12 Ben Poisson, saved by #62 Mathieu Caron.	13:56			
	14:04			Shot by Boston U #13 Dylan Peterson BLOCKED by #23 Grayson Arnott.
Shot by Maine #26 Thomas Freel, saved by #62 Mathieu Caron.	14:25			
Shot by Maine #11 Donovan Villeneuve-Houle, saved by #62 Mathieu Caron.	14:33			
	14:33			Penalty on #10 Nick Zabaneh Boston U 2 minutes for HOOKING .
Maine start of power play.	14:33			
Media Timeout.	14:33			Media Timeout.
	14:33			Faceoff #27 Lynden Breen vs #9 Ryan Greene won by Boston U .
Shot by Maine #26 Thomas Freel, saved by #62 Mathieu Caron.	16:19			
Shot by Maine #22 Harrison Scott BLOCKED by #25 Sam Stevens.	16:19			
	16:33			Boston U #10 Nick Zabaneh penalty complete.
Maine end of power play.	16:33			
Shot by Maine #4 Brandon Holt OFF TARGET.	16:34			
Shot by Maine #14 Sully Scholle BLOCKED by #8 Cade Webber.	16:43			
	16:47			Faceoff #24 Nolan Renwick vs #9 Ryan Greene won by Boston U .
	17:12			Shot by Boston U #20 Lane Hutson OFF TARGET.
	17:15			Shot by Boston U #12 Jack Harvey, saved by #30 Albin Boija.
Shot by Maine #23 Grayson Arnott OFF TARGET.	17:59			
Shot by Maine #4 Brandon Holt BLOCKED by #4 Ty Gallagher.	18:07			
Shot by Maine #4 Brandon Holt BLOCKED by #12 Jack Harvey.	18:15			
Shot by Maine #4 Brandon Holt OFF TARGET.	18:21			
Shot by Maine #27 Lynden Breen, saved by #62 Mathieu Caron.	18:28			
	18:55			Shot by Boston U #17 Quinn Hutson, saved by #30 Albin Boija.
	18:59			Shot by Boston U #17 Quinn Hutson, saved by #30 Albin Boija.
Faceoff #22 Harrison Scott vs #9 Ryan Greene won by Maine .	19:06.1			
	19:13.6			Faceoff #22 Harrison Scott vs #25 Sam Stevens won by Boston U .
	19:28.4			Shot by Boston U #5 Tom Willander, saved by #30 Albin Boija.
	19:29.7			Faceoff #27 Lynden Breen vs #9 Ryan Greene won by Boston U .
Faceoff #82 Bradly Nadeau vs #9 Ryan Greene won by Maine .	19:58.4			



2023-24 Men's Ice Hockey Play By Play Report

Mar 22, 2024, Start time: 07:30 PM, TD Garden, Boston, Massachusetts
Attendance: 17850

Game duration: 2:37

Action	Time	Score	On Ice	Action
End of 2nd period.	20:00.0			End of 2nd period.



2023-24 Men's Ice Hockey Play By Play Report

Mar 22, 2024, Start time: 07:30 PM, TD Garden, Boston, Massachusetts
Attendance: 17850

Game duration: 2:37

Start of 3rd period

Black Bears				Terriers
Action	Time	Score	On Ice	Action
Start of 3rd period.	00:00			Start of 3rd period.
	00:00			Faceoff #22 Harrison Scott vs #7 Case McCarthy won by Boston U.
	00:17			Shot by Boston U #71 Macklin Celebrini ON PIPE.
	00:25			Shot by Boston U #71 Macklin Celebrini OFF TARGET.
	00:43			Shot by Boston U #20 Lane Hutson BLOCKED by #11 Donavan Villeneuve-Houle.
	00:51			Shot by Boston U #12 Jack Harvey, saved by #30 Albin Boija.
Shot by Maine #6 Liam Lesakowski, saved by #62 Mathieu Caron.	02:10			
Penalty on #10 Cole Hanson Maine 2 minutes for HOOKING.	03:30			
	03:30			Boston U start of power play.
Faceoff #22 Harrison Scott vs #18 Shane Lachance won by Maine.	03:30			
	04:03			Shot by Boston U #18 Shane Lachance, saved by #30 Albin Boija.
	04:27			Faceoff #22 Harrison Scott vs #18 Shane Lachance won by Boston U.
	04:42			Shot by Boston U #17 Quinn Hutson OFF TARGET.
	04:56			Shot by Boston U #17 Quinn Hutson OFF TARGET.
Shot by Maine #37 David Breazeale OFF TARGET.	06:25			
	06:34			Penalty on #8 Cade Webber Boston U 2 minutes for HIGH STICKING.
	06:34			Boston U end of power play.
Media Timeout.	06:34			Media Timeout.
Faceoff #27 Lynden Breen vs #9 Ryan Greene won by Maine.	06:34			
GOAL by Maine #27 Lynden Breen, Assist by #15 Brandon Chabrier and #82 Bradly Nadeau, On ice for Maine : #30 Albin Boija, #12 Ben Poisson, #82 Bradly Nadeau, #27 Lynden Breen, #20 Josh Nadeau, #15 Brandon Chabrier. On ice for Boston U : #62 Mathieu Caron, #9 Ryan Greene, #5 Tom Willander, #7 Case McCarthy, #25 Sam Stevens.	06:48	1 - 2	4 - 4	
Maine #10 Cole Hanson penalty complete.	06:48			
Faceoff #22 Harrison Scott vs #71 Macklin Celebrini won by Maine.	06:48			
	06:48			Boston U #8 Cade Webber penalty complete.
	07:15			Faceoff #27 Lynden Breen vs #71 Macklin Celebrini won by Boston U.
	07:23			Shot by Boston U #20 Lane Hutson, saved by #30 Albin Boija.
	07:23			Faceoff #27 Lynden Breen vs #71 Macklin Celebrini won by Boston U.
	07:40			Shot by Boston U #18 Shane Lachance, saved by #30 Albin Boija.
Faceoff #24 Nolan Renwick vs #27 Jack Hughes won by Maine.	07:40			
Shot by Maine #24 Nolan Renwick BLOCKED by #5 Tom Willander.	08:11			
Shot by Maine #4 Brandon Holt BLOCKED by #5 Tom Willander.	08:15			
Shot by Maine #20 Josh Nadeau, saved by #62 Mathieu Caron.	08:18			
	08:46			Shot by Boston U #10 Nick Zabaneh, saved by #30 Albin Boija.
Faceoff #22 Harrison Scott vs #10 Nick Zabaneh won by Maine.	08:46			
Penalty on #6 Liam Lesakowski Maine 2 minutes for HOLDING.	09:31			



2023-24 Men's Ice Hockey Play By Play Report

Mar 22, 2024, Start time: 07:30 PM, TD Garden, Boston, Massachusetts
Attendance: 17850

Game duration: 2:37

Action	Time	Score	On Ice	Action
	09:31			Boston U start of power play.
	09:31			Faceoff #27 Lynden Breen vs #18 Shane Lachance won by Boston U .
	09:34			Shot by Boston U #71 Macklin Celebrini OFF TARGET.
	10:05			Shot by Boston U #71 Macklin Celebrini, saved by #30 Albin Boija.
	10:24			Shot by Boston U #17 Quinn Hutson OFF TARGET.
	10:29			Shot by Boston U #9 Ryan Greene BLOCKED by #3 Luke Antonacci.
	10:43	1 - 3	4 - 5	GOAL by Boston U #9 Ryan Greene, Assist by #71 Macklin Celebrini and #18 Shane Lachance, On ice for Boston U : #62 Mathieu Caron, #9 Ryan Greene, #17 Quinn Hutson, #71 Macklin Celebrini, #18 Shane Lachance, #20 Lane Hutson. On ice for Maine : #30 Albin Boija, #27 Lynden Breen, #37 David Breazeale, #22 Harrison Scott, #3 Luke Antonacci.
Maine #6 Liam Lesakowski penalty complete.	10:43			
	10:43			Boston U end of power play.
Faceoff #24 Nolan Renwick vs #25 Sam Stevens won by Maine .	10:43			
Shot by Maine #20 Josh Nadeau, saved by #62 Mathieu Caron.	10:43			
Shot by Maine #24 Nolan Renwick OFF TARGET.	10:43			
Faceoff #10 Cole Hanson vs #25 Sam Stevens won by Maine .	11:15			
Shot by Maine #6 Liam Lesakowski BLOCKED by #11 Luke Tuch.	11:18			
Shot by Maine #22 Harrison Scott, saved by #62 Mathieu Caron.	12:26			
	12:35			Faceoff #27 Lynden Breen vs #71 Macklin Celebrini won by Boston U .
Shot by Maine #82 Bradly Nadeau BLOCKED by #20 Lane Hutson.	13:47			
Shot by Maine #20 Josh Nadeau BLOCKED by #20 Lane Hutson.	13:56			
Shot by Maine #6 Liam Lesakowski BLOCKED by #9 Ryan Greene.	14:00			
Shot by Maine #22 Harrison Scott, saved by #62 Mathieu Caron.	14:32			
Media Timeout.	14:32			Media Timeout.
	14:32			Faceoff #24 Nolan Renwick vs #25 Sam Stevens won by Boston U .
	15:14			Faceoff #22 Harrison Scott vs #10 Nick Zabaneh won by Boston U .
Shot by Maine #11 Donovan Villeneuve-Houle, saved by #62 Mathieu Caron.	15:56			
Media Timeout.	15:56			Media Timeout.
EMPTY NET for Maine .	15:56			
Faceoff #24 Nolan Renwick vs #25 Sam Stevens won by Maine .	15:56			
Shot by Maine #15 Brandon Chabrier, saved by #62 Mathieu Caron.	16:09			
Faceoff #24 Nolan Renwick vs #25 Sam Stevens won by Maine .	16:10			
	16:40			Shot by Boston U #71 Macklin Celebrini BLOCKED by #24 Nolan Renwick.
	16:55			Faceoff #22 Harrison Scott vs #9 Ryan Greene won by Boston U .
Shot by Maine #27 Lynden Breen, saved by #62 Mathieu Caron.	17:07			
Faceoff #22 Harrison Scott vs #25 Sam Stevens won by Maine .	17:07			
Shot by Maine #23 Grayson Arnott BLOCKED by #11 Luke Tuch.	17:22			
Shot by Maine #37 David Breazeale BLOCKED by #25 Sam Stevens.	18:11			



2023-24 Men's Ice Hockey Play By Play Report

Mar 22, 2024, Start time: 07:30 PM, TD Garden, Boston, Massachusetts
Attendance: 17850

Game duration: 2:37

Action	Time	Score	On Ice	Action
Shot by Maine #37 David Breazeale BLOCKED by #8 Cade Webber.	18:16			
	18:18			Timeout requested by Boston U .
Faceoff #24 Nolan Renwick vs #25 Sam Stevens won by Maine .	18:18			
Shot by Maine #20 Josh Nadeau BLOCKED by #25 Sam Stevens.	18:24			
Shot by Maine #14 Sully Scholle, saved by #62 Mathieu Caron.	18:30			
Shot by Maine #4 Brandon Holt BLOCKED by #7 Case McCarthy.	18:36			
Shot by Maine #15 Brandon Chabrier, saved by #62 Mathieu Caron.	18:48			
Faceoff #24 Nolan Renwick vs #25 Sam Stevens won by Maine .	18:48			
Shot by Maine #4 Brandon Holt, saved by #62 Mathieu Caron.	18:59			
Shot by Maine #14 Sully Scholle, saved by #62 Mathieu Caron.	19:01.9			
	19:07.2			Shot by Boston U #11 Luke Tuch OFF TARGET.
Faceoff #24 Nolan Renwick vs #25 Sam Stevens won by Maine .	19:07.9			
	19:32.4	1 - 4	5 - 5	GOAL by Boston U #25 Sam Stevens, Assist by #11 Luke Tuch and #71 Macklin Celebrini, On ice for Boston U : #62 Mathieu Caron, #25 Sam Stevens, #71 Macklin Celebrini, #11 Luke Tuch, #8 Cade Webber, #7 Case McCarthy. On ice for Maine : #24 Nolan Renwick, #15 Brandon Chabrier, #82 Bradly Nadeau, #4 Brandon Holt, #14 Sully Scholle, #20 Josh Nadeau.
Goalie #30 Albin Boija in for Maine .	19:32.4			
	19:32.4			Faceoff #10 Cole Hanson vs #9 Ryan Greene won by Boston U .
Faceoff #10 Cole Hanson vs #27 Jack Hughes won by Maine .	19:38.3			
Shot by Maine #2 Jack Dalton BLOCKED by #17 Quinn Hutson.	19:42.6			
Shot by Maine #18 Parker Lindauer, saved by #62 Mathieu Caron.	19:59.5			
End of 3rd period.	20:00.0			End of 3rd period.



2023-24 Men's Ice Hockey Shot Chart Report

Mar 22, 2024, Start time: 07:30 PM, TD Garden, Boston, Massachusetts
Attendance: 17850

Game duration: 2:37

MAINE

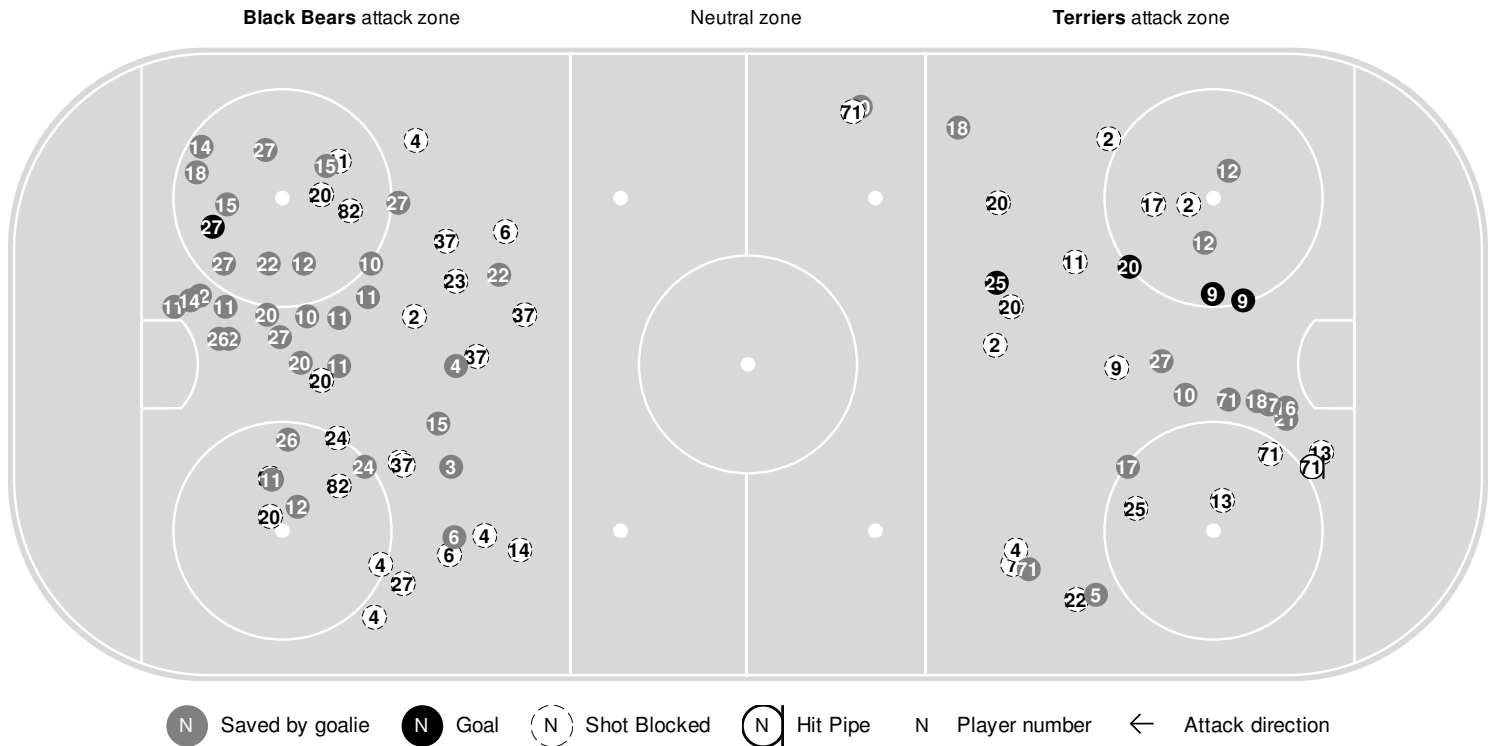
1 - 4

BOSTON U.

Scoring by period

Team	1	2	3
Maine	0	0	1
Boston U.	1	1	2

Shot chart



Shot summary

Black Bears

	1	2	3	Tot
Total shots attempted	13	31	28	72
Blocked by defense	3	8	12	23
Shots Off Target	4	10	2	16
Pipes	0	0	0	0
Total shots on-target	6	13	14	33
Shots saved by goalie Albin Boija	4	4	6	14
Goals scored:				1

Terriers

	1	2	3	Tot
Total shots attempted	16	12	18	46
Blocked by defense	10	3	3	16
Shots Off Target	1	4	6	11
Pipes	0	0	1	1
Total shots on-target	5	5	8	18
Shots saved by goalie Mathieu Caron	6	13	13	32
Goals scored:				4



2023-24 Men's Ice Hockey Shot Chart (Advanced) Report

Mar 22, 2024, Start time: 07:30 PM, TD Garden, Boston, Massachusetts
Attendance: 17850

Game duration: 2:37

MAINE

1 - 4

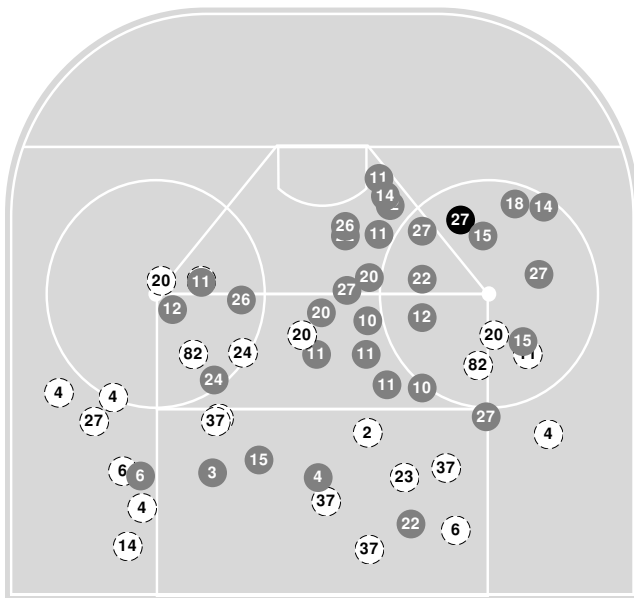
BOSTON U.

Scoring by period

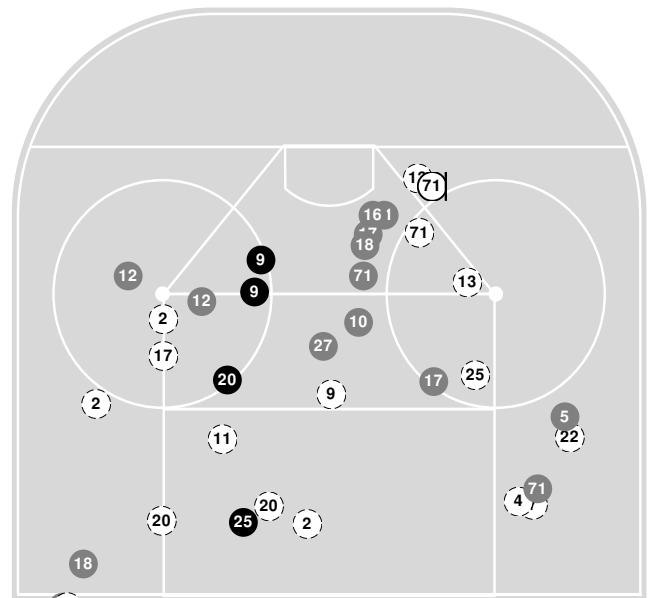
Team	1	2	3
Maine	0	0	1
Boston U.	1	1	2

Shot chart

Black Bears Attack zone



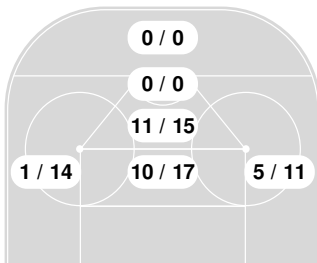
Terriers Attack zone



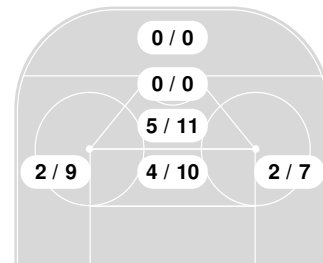
N Saved by goalie
 N Goal
 N Shot On-target
 N Shot Blocked
 N Hit Pipe
 N Player number

Shot statistics

Black Bears Attack zone



Terriers Attack zone



Shot summary

Black Bears

Terriers



2023-24 Men's Ice Hockey Shot Chart (Advanced) Report

Mar 22, 2024, Start time: 07:30 PM, TD Garden, Boston, Massachusetts
Attendance: 17850

Game duration: 2:37

	1	2	3	Tot
Total shots attempted	13	31	28	72
Blocked by defense	3	8	12	23
Shots Off Target	4	10	2	16
Pipes	0	0	0	0
Total shots on-target	6	13	14	33
Shots saved by goalie Albin Boija	4	4	6	14
Goals scored:				1

	1	2	3	Tot
Total shots attempted	16	12	18	46
Blocked by defense	10	3	3	16
Shots Off Target	1	4	6	11
Pipes	0	0	1	1
Total shots on-target	5	5	8	18
Shots saved by goalie Mathieu Caron	6	13	13	32
Goals scored:				4



2023-24 Men's Ice Hockey Lineup Report

Mar 22, 2024, Start time: 07:30 PM, TD Garden, Boston, Massachusetts
Attendance: 17850

Game duration: 2:37

MAINE (23-10-2, 14-9-1)

VS

BOSTON U. (25-8-2, 18-4-2)

Officials

Referee: Terrence Murphy
Referee: Jeremy Tufts
Linesman: Bill Kingdom
Linesman: Kyle Richetelle

Goaltenders

Black Bears

#	Player
30	Albin Boija
32	Victor Ostman
33	Connor Androlewicz

Terriers

#	Player
62	Mathieu Caron
30	Henry Graham
33	Max Lacroix

Team Lineups

Black Bears

#	Pos	Player	Current season stats
Line #1			
26	LW	Thomas Freel	35 GP (6-16-22)
22	C	Harrison Scott	35 GP (14-12-26)
11	RW	Donavan Villeneuve-Houle	34 GP (9-14-23)
37	LD	David Breazeale	35 GP (2-7-9)
3	RD	Luke Antonacci	35 GP (0-5-5)
Line #2			
12	LW	Ben Poisson	35 GP (6-9-15)
27	C	Lynden Breen	35 GP (8-21-29)
14	RW	Sully Scholle	31 GP (7-4-11)
4	LD	Brandon Holt	31 GP (4-11-15)
23	RD	Grayson Arnott	23 GP (2-3-5)
Line #3			
82	LW	Bradly Nadeau	35 GP (19-26-45)
24	C	Nolan Renwick	23 GP (2-9-11)
20	RW	Josh Nadeau	35 GP (18-27-45)
6	LD	Liam Lesakowski	32 GP (0-2-2)
15	RD	Brandon Chabrier	35 GP (6-15-21)
Line #4			
18	LW	Parker Lindauer	14 GP (1-1-2)
10	C	Cole Hanson	32 GP (4-4-8)
28	RW	Anthony Calafiore	17 GP (2-2-4)
2	XD	Jack Dalton	7 GP (0-0-0)

Terriers

#	Pos	Player	Current season stats
Line #1			
18	LW	Shane Lachance	35 GP (12-11-23)
71	C	Macklin Celebrini	33 GP (30-25-55)
12	RW	Jack Harvey	15 GP (5-7-12)
20	LD	Lane Hutson	33 GP (12-32-44)
7	RD	Case McCarthy	34 GP (3-5-8)
Line #2			
27	LW	Jack Hughes	33 GP (7-11-18)
9	C	Ryan Greene	35 GP (9-22-31)
17	RW	Quinn Hutson	35 GP (17-16-33)
8	LD	Cade Webber	33 GP (0-6-6)
5	RD	Tom Willander	33 GP (4-18-22)
Line #3			
16	LW	Jeremy Wilmer	34 GP (6-30-36)
10	C	Nick Zabaneh	35 GP (8-5-13)
21	RW	Devin Kaplan	32 GP (5-15-20)
4	LD	Ty Gallagher	32 GP (0-5-5)
2	RD	Gavin McCarthy	33 GP (0-4-4)
Line #4			
11	LW	Luke Tuch	34 GP (9-18-27)
25	C	Sam Stevens	35 GP (7-7-14)
13	RW	Dylan Peterson	30 GP (7-10-17)
22	XD	Aiden Celebrini	31 GP (1-5-6)

Head Coach

Maine: Ben Barr
Boston U: Jay Pandolfo

Legend

D Defense **LW** Left Wing **RW** Right Wing **C** Center
F Forward **LD** Left Defense **RD** Right Defense





31-5-1
(20-3-1 HE)

6



26-9-2
(18-4-2 HE)

2

Final Stats and Notes
Hockey East Championship
March 23, 2024
TD Garden | Boston, Mass.





Game Story

Hockey East Championship

#1 Boston College vs. #2 Boston University | March 23, 2024 | TD Garden

2024 Hockey East Championship -Final

#1 Boston College 6, #2 Boston University 2

March 23, 2024

BOSTON – A record-setting four goals by Will Smith led top-seeded Boston College to a 6-2 win over second-seeded Boston University in the final game of the 39th annual Hockey East Championship Saturday evening at TD Garden. The win by the Eagles, in front of a sellout crowd of 17,850, gave BC its record 12th Hockey East title and its first since 2012.

Smith is the first to score four goals in a Hockey East title game, and is the third player - and first freshman - to score three or more in the finals. He had five goals and five assists in the three tourney games and was named the William Flynn Hockey East Tournament MVP.

Boston College (31-5-1) went 4-for-5 on the power play including goals on its first three attempts and needed 34 saves from goaltender Jacob Fowler to win its 12th straight game and its 17th in the last 18 games. It avenged its last loss, to BU in the first round of the Beanpot also at TD Garden.

The Eagles opened with a pair in the first, both power play goals by Smith. His first, at 5:46, was a centering pass from the left boards that deflected off one of the Terriers past BU goalie Mathieu Caron. Eamon Powell and Cutter Gauthier earned assists. Smith would make it 2-0 at 8:37, blasting one home from the high slot finishing a nice feed from Gabe Perreault with Powell adding another assist.

The Terriers would get on the board at 4:24 of the second on the first career goal by defenseman Gavin McCarthy. His rocket from inside the blue line beat Fowler, an assist going to Ryan Greene. Heavy pressure by BU with three minutes left in the second was thwarted by three big stops by Fowler to keep the one-goal advantage.

Late in the third the Eagles would answer, again with an extra skater, as Perreault's goalmouth feed was tapped in by Gauthier at 18:46. Smith would complete his hat-trick 6:46 into the third, finishing a nifty pass from Ryan Leonard to make it 4-1. Perreault's second of the game, on a rebound of a Gauthier shot, added to the BC lead at 11:32.

After a BC major penalty, BU's Macklin Celebrini cut it to 5-2 at 14:45 with Lane Hutson and Greene picking up assists. Fowler would make five saves while the Eagles were killing the five-minute penalty.

Smith added an empty netter with 1:56 left for his record-setting fourth goal, and with an assist tonight, his five points are a championship game record. Smith added an empty netter with 1:56 left for his record-setting fourth goal, and with an assist tonight, his five points are a championship game record. Perreault and Gauthier each had a goal and set up two others while Ryan Leonard and Powell each had two assists tonight.

Smith was joined on the Steve Nazro All-Tournament Team by teammates Perreault, Powell, and Fowler, along with BU defenseman Lane Hutson.



Game Story

Hockey East Championship

#1 Boston College vs. #2 Boston University | March 23, 2024 | TD Garden

Caron finished with 23 saves for Boston University (26-9-2). The Terriers would go 1-for-5 on the power play. Greene had his second straight multi-point game with two assists. He and Celebrini paced BU with five points in the three tournament games.

Caron finished with 23 saves for Boston University (26-9-2). The Terriers would go 1-for-5 on the power play. Greene had his second straight multi-point game with two assists. He and Celebrini paced BU with five points in the three tournament games.

Boston College earns Hockey East's automatic bid to the 2024 NCAA Division I Men's Hockey Championship. The bracket will be announced live on Sunday at 6:30 p.m. on ESPNU and NCAA.com.

Notes:

- Tonight's sellout of 17,860 and Friday night's sellout are the first two since 2005, each sellout a championship weekend record, and the two-night total of 35,720, are both attendance records.
- Both schools have appeared in all 39 tournaments with one or the other now skating in 30 of the 39 title games. BC played in its 19th title game tonight and BU was in its 14th.
- Will Smith's 67 points this season are a new Boston College record for a freshman. Ken Hodge had 64 for the Eagles as a rookie in 1984-85.
- This is the third title game meeting between the two Commonwealth Avenue rivals, and the first since 2006. BU has won both previous matchups. In 2006, the Terriers won 2-1 in OT at TD Garden and in 1986, 9-4 at the Providence Civic Center, in the league's second title game.
- BC is 5-4 as the top seed in the final with four straight wins. Its last title in 2012 was as the top seed. BU is 1-2 in previous finals as the second seed.
- This is the 11th final with the top two seeds with #1 seeds having a 6-4 advantage. Last year #1 BU defeated #2 Merrimack in the first #1 vs #2 matchup in 14 tournaments. In all title games, #1 seeds are 18-6 and #2 seeds are 10-7. In #1 vs #2 finals, BC as top seed is 1-2, winning in 2012. As the second seed in matchups vs top seeds, BU is 1-1, beating BC in 1986 and losing to Maine in 1993.
- Both teams have second-year head coaches and its the first title for BC's Greg Brown who was behind the bench for the Eagles improvement winning over 30 games this season after just 15 last year. BU head coach Jay Pandolfo led the Terriers to the title last year in his first season.



**Scoring Summary
Hockey East Final**

Boston College vs. Boston University | March 23, 2024 | TD Garden

Per.	Team Time (Strength)	No. Player (Goal #)	Assists (Assist #)	Score
1	BC 5:46 (PP)	6 Smith (20)	2 Powell (27) // 19 Gauthier (23)	1-0 BC

Perreault carries the puck from behind the net, steps out from post and passes up to Gauthier who is in the right circle. Gauthier gets the puck and gives a no-look backhand pass up to Powell at the right point. Powell takes a few strides in towards the center of the point and makes a pass down to Smith who is skating from the left point into the left circle, when at the lower outer edge of the right circle, Smith rips a snapshot that is tipped by BU a defender's skate, deflecting and going five hole.

1	BC 8:37 (PP)	6 Smith (21)	34 Perreault (38) // 2 Powell (28)	2-0 BC
---	--------------	--------------	------------------------------------	--------

Powell collects and carries the puck swinging low from left to right circle, enters the right dot lane and passes ahead to Perreault, who drives through the near blue on bench side. With the puck, Perreault skates over the left side of the far blue and passes cross-ice to an uncovered Smith, who, while driving through the inside of the right circle, rips a snapshot top left corner.

2	BU 4:24 (EV)	2 McCarthy (1)	9 Greene (23)	2-1 BC
---	--------------	----------------	---------------	--------

After gaining possession from a puck battle behind the net, Greene skates out from under the goal line along the boards to outside of the lower left circle, passes cross up ice to McCarthy, who was planted on the right point. McCarthy takes a quick shot and snipes the top right corner.

2	BC 18:46 (PP)	19 Gauthier (35)	34 Perreault (38) // 6 Smith (44)	3-1 BC
---	---------------	------------------	-----------------------------------	--------

Smith carries the puck from the left point and passes down to Perreault who's in the lower left circle. Perreault collects the puck, turns, and cuts in towards the net, where he gives a cross-crease pass to Gauthier, who walks in from the right circle and buries a one-timer, just missing the goalie's glove on the glove side.

3	BC 6:46 (EV)	6 Smith (22)	9 Leonard (26)	4-1 BC
---	--------------	--------------	----------------	--------

Leonard skates from behind the goal line and carries the puck around the outside of the left circle headed toward the net, weaves through two BU players, pulls the puck through his skates and enters the slot staying near the left inner hash marks. He then makes a backhand pass to Smith who was waiting inside the lower right circle and buries a one-timer bottom right just missing goalie's glove.

3	BC 11:32 (PP)	34 Perreault (18)	19 Gauthier (24) // 9 Leonard (27)	5-1 BC
---	---------------	-------------------	------------------------------------	--------

Leonard passes the puck from the outer hash mark of the right circle to Perreault who catches it in the high slot on his forehand and passes on his backhand to Gauthier in the lower left circle. Gauthier swats the puck out of the air and drives into the net while attempting to knock the puck in. The puck goes behind the goalie to the front of the crease where Perreault buries it bottom right past BU players in the crease.

3	BU 14:45 (PP)	71 Celebrini (31)	20 L. Hutson (33) // 9 Greene (24)	5-2 BC
---	---------------	-------------------	------------------------------------	--------

Greene wins faceoff and passes up to L.Hutson at the right point, who walks across the blue line from the right to the middle, turning back to the right to pass to Celebrini who swings around the top of the right circle toward the net. Celebrini rips a snapshot from inside the top right circle that goes untipped, left blocker side.

3	BU 18:04 (EV)	6 Smith (23)	--	6-2 BC
---	---------------	--------------	----	--------

Leonard wins the puck battle off the faceoff and the race to the board side of the near blue line, where he knocks the puck out of the zone, which allows for Smith to gain possession. Smith's backhand shot from just before the red line rolls into the empty net.



**Grade A Scoring Chances
Hockey East Finals**

#1 Boston College vs. #2 Boston University | March 23, 2024 | TD Garden

Requirements:

1. Clean possession (or potential for)
2. Clear path to opening
3. Shot within grade-A range



PERIOD	TIME (on clock)	TEAM	No.	DESCRIPTION	RESULT
1	15:03	BC	9	Pass from behind the net (left), shot at left crease	Save
1	13:33	BU	17	Pass from right circle, shot at middle crease	Save
1	12:22	BC	9	Lead pass from neutral zone to middle slot, shot from inner slot (middle)	Save
1	7:22	BU	71	Pass from middle slot, shot from crease (right)	Save
1	7:16	BU	71	Got his own rebound, shot from crease (right)	Save
2	13:30	BU	12	Pass from high slot, Shot from dot (right)	Save
2	8:31	BU	18	Dragged puck around defender from high slot, shot from circle (right)	Save
2	5:47	BC	11	Cross slot pass from left to right circle, shot from circle (right)	Save
2	3:21	BC	6	Pass from middle slot, shot from right crease	Save
2	2:42	BU	5	Pass from left circle across slot, shot from right crease	Save
2	1:54	BC	34	Pass from middle point, Shot from right crease, PP	Save (PP)
2	1:14	BC	19	Cross crease pass (left to right), Shot from right crease, PP	BC Goal #3 (PP)



Grade A Scoring Chances
Hockey East Finals

#1 Boston College vs. #2 Boston University | March 23, 2024 | TD Garden

3	13:28	BC	6	Rebound from shot by #9 to middle crease, shot from middle crease	Save
3	13:14	BC	6	Feed from #9 across the slot (left to right circle), shot from circle (right)	BC Goal #4
3	10:36	BC	19	TO by BU in their D-Zone leads to breakaway, shot from middle slot	Save
3	10:05	BU	9	Cross slot pass from right to left circle, shot from circle (left)	Save
3	08:28	BC	34	Puck bounced around the goalie circle after lifted pass, shot from right crease	BC Goal #5



2023-24 Men's Ice Hockey Box Score Report

Mar 23, 2024, Start time: 07:30 PM, TD Garden, Boston, Massachusetts
Attendance: 17850

Game duration: 2:49

BOSTON U. (26-9-2) VS BOSTON COLLEGE (31-5-1)

Box score

	Prd	Time	Team		Scored by	Assists	Visitors on ice	Home on ice
1.	1st	05:46	BC	PP	Will Smith/20	Eamon Powell/27 Cutter Gauthier/23	G62, 7, 8, 13, 10	G1, 2, 24, 9, 6, 19
2.	1st	08:37	BC	PP	Will Smith/21	Gabe Perreault/38 Eamon Powell/28	G62, 5, 8, 13, 25	G1, 2, 34, 9, 6, 19
3.	2nd	04:24	BOS	EV	Gavin McCarthy/1	Ryan Greene/23	G62, 2, 7, 27, 17, 9	G1, 8, 15, 34, 9, 6
4.	2nd	18:46	BC	PP	Cutter Gauthier/35	Gabe Perreault/39 Will Smith/44	G62, 7, 8, 13, 10	G1, 2, 34, 9, 19, 6
5.	3rd	06:46	BC	EV	Will Smith/22	Ryan Leonard/26	G62, 7, 8, 27, 17, 9	G1, 2, 5, 34, 9, 6
6.	3rd	11:32	BC	PP	Gabe Perreault/18	Cutter Gauthier/24 Ryan Leonard/27	G62, 7, 5, 13, 10	G1, 2, 34, 9, 19, 6
7.	3rd	14:45	BOS	PP	Macklin Celebrini/31	Lane Hutson/33 Ryan Greene/24	G62, 20, 18, 17, 71, 9	G1, 5, 7, 12, 13
8.	3rd	18:04	BC	EN	Will Smith/23	-	20, 18, 27, 17, 71, 9	G1, 17, 7, 9, 6, 19

Goals by period

Team	1	2	3	Tot
BOS	0	1	1	2
BC	2	1	3	6

Shots by period

Team	1	2	3	Tot
BOS	12	10	14	36
BC	8	10	11	29

Power play goals-ATT (SH)

Period	BOS	BC
1st	0-2(3)	2-2(3)
2nd	0-0(0)	1-1(2)
3rd	1-3(6)	1-2(3)
Total	1-5(9)	4-5(8)

Team summary

Terriers

#	Player	G	A	P	PM	BL	SH	+/-
2	Gavin McCarthy	1	0	1	0	0	2	1
4	Ty Gallagher	0	0	0	0	1	1	0
5	Tom Willander	0	0	0	0	0	0	0
7	Case McCarthy	0	0	0	0	1	1	0
8	Cade Webber	0	0	0	0	5	0	-1
9	Ryan Greene	0	2	2	0	0	3	-1
10	Nick Zabaneh	0	0	0	12	0	2	0
11	Luke Tuch	0	0	0	2	1	2	0
12	Jack Harvey	0	0	0	0	0	2	0
13	Dylan Peterson	0	0	0	12	0	2	0
16	Jeremy Wilmer	0	0	0	0	0	3	0
17	Quinn Hutson	0	0	0	0	0	2	-1
18	Shane Lachance	0	0	0	2	0	1	-1
20	Lane Hutson	0	1	1	4	3	2	-1
21	Devin Kaplan	0	0	0	0	0	0	0
22	Aiden Celebrini	0	0	0	0	0	0	0
25	Sam Stevens	0	0	0	0	1	2	0
27	Jack Hughes	0	0	0	0	0	3	-1
62	Mathieu Caron	0	0	0	0	0	0	0
71	Macklin Celebrini	1	0	1	0	0	8	-1
30	Henry Graham				dnp			
33	Max Lacroix				dnp			
Totals:		2	3	5	32	12	36	-6

Eagles

#	Player	G	A	P	PM	BL	SH	+/-
1	Jacob Fowler	0	0	0	0	0	0	0
2	Eamon Powell	0	2	2	0	2	1	1
4	Charlie Leddy	0	0	0	0	1	0	0
5	Drew Fortescue	0	0	0	12	5	0	1
6	Will Smith	4	1	5	0	1	7	1
7	Aidan Hreschuk	0	0	0	0	3	0	1
8	Lukas Gustafsson	0	0	0	0	0	0	-1
9	Ryan Leonard	0	2	2	0	3	5	1
11	Colby Ambrosio	0	0	0	0	1	3	0
12	Mike Posma	0	0	0	2	0	1	0
13	Jack Malone	0	0	0	4	1	0	0
14	Gentry Shamburger	0	0	0	0	0	0	0
15	Jacob Bengtsson	0	0	0	0	3	1	-1
17	Aram Minnetian	0	0	0	0	6	1	1
19	Cutter Gauthier	1	2	3	0	1	6	1
21	Oskar Jellvik	0	0	0	0	0	1	0
24	Andre Gasseau	0	0	0	0	1	0	0
25	Jamie Armstrong	0	0	0	5	0	0	0
27	Connor Joyce	0	0	0	0	0	1	0
34	Gabe Perreault	1	2	3	0	0	2	0
30	Jan Korec				dnp			
31	Alex Musielak				dnp			
Totals:		6	9	15	23	28	29	5

Penalty minutes

Period	BOS	BC
1st	2-4	2-4
2nd	1-2	0-0
3rd	5-26	4-19
Total	8-32	6-23

Three stars

Officials

Referee: Geoffrey Miller
Referee: Steven Rouillard
Linesman: Kevin Briganti
Linesman: Nicholas Briganti

Referee's Signature _____



2023-24 Men's Ice Hockey Box Score Report

Mar 23, 2024, Start time: 07:30 PM, TD Garden, Boston, Massachusetts
Attendance: 17850

Game duration: 2:49

Goaltenders

Terriers								Eagles							
#	Player	Min	GA	1	2	3	Saves	#	Player	Min	GA	1	2	3	Saves
62	Mathieu Caron	58:43	5	6	9	8	23	1	Jacob Fowler	60:00	2	12	9	13	34
TM	EMPTY NET	01:17	1	0	0	0	0	Win - Jacob Fowler (29-5-1)							
Loss - Mathieu Caron (26-9-2)															

Penalty summary

Prd	Player	Team	Min	Offense	Time		Prd	Player	Team	Min	Offense	Time	
1st	Jack Malone	BC	2	Tripping	01:45	PP	3rd	Jamie Armstrong	BC	5	Direct contact to the head	12:27	PP
1st	Shane Lachance	BOS	2	Slashing	04:36	PP	3rd	Dylan Peterson	BOS	2	Interference	18:36	PP
1st	Lane Hutson	BOS	2	Tripping	07:37	PP	3rd	Dylan Peterson	BOS	10	Misconduct	18:36	
1st	Mike Pasma	BC	2	Tripping	16:01	PP	3rd	Nick Zabaneh	BOS	2	Roughing	18:36	
2nd	Luke Tuch	BOS	2	Boarding	17:51	PP	3rd	Nick Zabaneh	BOS	10	Misconduct	18:36	
3rd	Jack Malone	BC	2	Cross Checking	02:27	PP	3rd	Drew Fortescue	BC	2	Roughing	18:36	
3rd	Lane Hutson	BOS	2	Holding	11:19	PP	3rd	Drew Fortescue	BC	10	Misconduct	18:36	

Faceoff summary

Terriers						Eagles						
#	Player	W	L	FO%		#	Player	W	L	FO%		
9	Ryan Greene	11	7	61.1		19	Cutter Gauthier	13	10	56.5		
25	Sam Stevens	7	6	53.8		6	Will Smith	6	7	46.2		
71	Macklin Celebrini	6	6	50.0		13	Jack Malone	6	12	33.3		
18	Shane Lachance	5	5	50.0		12	Mike Pasma	4	5	44.4		
10	Nick Zabaneh	4	2	66.7		24	Andre Gasseau	2	0	100.0		
27	Jack Hughes	1	1	50.0		27	Connor Joyce	2	1	66.7		
11	Luke Tuch	1	3	25.0		Totals:			33	35	48.5	
5	Tom Willander	0	1	0.0								
7	Case McCarthy	0	1	0.0								
21	Devin Kaplan	0	1	0.0								
Totals:		35	33	51.5								

Faceoff chart

Terriers		Eagles	
FACEOFFS	WON	WON	FACEOFFS
1st Period	8	10	1st Period
2nd Period	15	8	2nd Period
3rd Period	12	15	3rd Period
At even strength	29	23	At even strength
Power play	5	4	Power play
Short handed	1	6	Short handed

Referee's Signature _____



2023-24 Men's Ice Hockey Box Score Report

Mar 23, 2024, Start time: 07:30 PM, TD Garden, Boston, Massachusetts
Attendance: 17850

Game duration: 2:49

Power play summary

Terriers							Eagles						
Prd	Start	End	Elapsed	Shots	(Opp)		Prd	Start	End	Elapsed	Shots	(Opp)	
1	01:45	03:45	02:00	2	0		1	04:36	05:46	01:10	2	0	PPG
1	16:01	18:01	02:00	1	0		1	07:37	08:37	01:00	1	0	PPG
3	02:27	04:27	02:00	0	1		2	17:51	18:46	00:55	2	0	PPG
3	12:27	14:45	02:18	2	0	PPG	3	11:19	11:32	00:13	3	0	PPG
3	14:45	17:27	02:42	4	0		3	18:36	20:00	01:24	0	1	
Summary: 5 opps, 9 shots, 1 goal, time 11:00							Summary: 5 opps, 8 shots, 4 goal, time 04:42						

Shootout summary

No Shootouts

Penalty shot summary

No Penalty Shots

Referee's Signature _____



2023-24 Men's Ice Hockey
Play By Play Report

Mar 23, 2024, Start time: 07:30 PM, TD Garden, Boston, Massachusetts
Attendance: 17850

Game duration: 2:49

BOSTON U.

2 - 6

BOSTON COLLEGE

Scoring by period

Team	1	2	3
BOSTON U.	0	1	1
BOSTON COLLEGE	2	1	3

Start of 1st period

Terriers				Eagles
Action	Time	Score	On Ice	Action
Starting lineups BOS : #62 Mathieu Caron, #18 Shane Lachance, #71 Macklin Celebrini, #12 Jack Harvey, #20 Lane Hutson, #7 Case McCarthy.	00:00			Starting lineups BC : #1 Jacob Fowler, #21 Oskar Jellvik, #19 Cutter Gauthier, #24 Andre Gasseau, #5 Drew Fortescue, #2 Eamon Powell.
Start of 1st period.	00:00			Start of 1st period.
Faceoff #71 Macklin Celebrini vs #19 Cutter Gauthier won by BOS .	00:00			
	00:13			Shot by BC #5 Drew Fortescue OFF TARGET.
	01:07			Shot by BC #9 Ryan Leonard OFF TARGET.
	01:45			Penalty on #13 Jack Malone BC 2 minutes for TRIPPING .
Faceoff #18 Shane Lachance vs #12 Mike Pasma won by BOS .	01:45			
BOS start of power play.	01:45			
Shot by BOS #71 Macklin Celebrini, saved by #1 Jacob Fowler.	01:54			
Shot by BOS #17 Quinn Hutson BLOCKED by #17 Aram Minnetian.	01:59			
Shot by BOS #27 Jack Hughes OFF TARGET.	03:20			
Shot by BOS #27 Jack Hughes, saved by #1 Jacob Fowler.	03:27			
Faceoff #11 Luke Tuch vs #12 Mike Pasma won by BOS .	03:27			
	03:45			BC #13 Jack Malone penalty complete.
BOS end of power play.	03:45			
Shot by BOS #8 Cade Webber BLOCKED by #5 Drew Fortescue.	04:00			
	04:01			Faceoff #25 Sam Stevens vs #6 Will Smith won by BC .
Faceoff #71 Macklin Celebrini vs #13 Jack Malone won by BOS .	04:21			
Shot by BOS #4 Ty Gallagher, saved by #1 Jacob Fowler.	04:26			
Shot by BOS #2 Gavin McCarthy BLOCKED by #17 Aram Minnetian.	04:33			
Penalty on #18 Shane Lachance BOS 2 minutes for SLASHING .	04:36			
	04:36			BC start of power play.
	04:36			Faceoff #9 Ryan Greene vs #19 Cutter Gauthier won by BC .
	04:55			Shot by BC #6 Will Smith BLOCKED by #8 Cade Webber.
	05:01			Shot by BC #9 Ryan Leonard, saved by #62 Mathieu Caron.
	05:23			Shot by BC #19 Cutter Gauthier OFF TARGET.
	05:29			Shot by BC #19 Cutter Gauthier BLOCKED by #8 Cade Webber.
	05:46	0 - 1	4 - 5	GOAL by BC #6 Will Smith, Assist by #2 Eamon Powell and #19 Cutter Gauthier, On ice for BC : #1 Jacob Fowler, #6 Will Smith, #19 Cutter Gauthier, #24 Andre Gasseau, #9 Ryan Leonard, #2 Eamon Powell. On ice for BOS : #62 Mathieu Caron, #13 Dylan Peterson, #10 Nick Zabaneh, #7 Case McCarthy, #8 Cade Webber.
BOS #18 Shane Lachance penalty complete.	05:46			
	05:46			BC end of power play.
	05:46			Faceoff #9 Ryan Greene vs #13 Jack Malone won by BC .



2023-24 Men's Ice Hockey Play By Play Report

Mar 23, 2024, Start time: 07:30 PM, TD Garden, Boston, Massachusetts
Attendance: 17850

Game duration: 2:49

Action	Time	Score	On Ice	Action
Shot by BOS #17 Quinn Hutson, saved by #1 Jacob Fowler.	06:26			
Media Timeout.	06:30			Media Timeout.
Faceoff #71 Macklin Celebrini vs #13 Jack Malone won by BOS .	06:30			
	06:35			Faceoff #71 Macklin Celebrini vs #13 Jack Malone won by BC .
	07:37			Shot by BC #9 Ryan Leonard, saved by #62 Mathieu Caron.
Penalty on #20 Lane Hutson BOS 2 minutes for TRIPPING .	07:37			
	07:37			BC start of power play.
	07:37			Faceoff #9 Ryan Greene vs #19 Cutter Gauthier won by BC .
	08:04			Shot by BC #2 Eamon Powell OFF TARGET.
	08:37	0 - 2	4 - 5	GOAL by BC #6 Will Smith, Assist by #34 Gabe Perreault and #2 Eamon Powell, On ice for BC : #1 Jacob Fowler, #6 Will Smith, #9 Ryan Leonard, #2 Eamon Powell, #34 Gabe Perreault, #19 Cutter Gauthier. On ice for BOS : #62 Mathieu Caron, #5 Tom Willander, #8 Cade Webber, #13 Dylan Peterson, #25 Sam Stevens.
BOS #20 Lane Hutson penalty complete.	08:37			
	08:37			BC end of power play.
	08:37			Faceoff #71 Macklin Celebrini vs #13 Jack Malone won by BC .
Faceoff #9 Ryan Greene vs #12 Mike Pasma won by BOS .	09:24			
Shot by BOS #7 Case McCarthy, saved by #1 Jacob Fowler.	09:43			
Shot by BOS #20 Lane Hutson, saved by #1 Jacob Fowler.	09:54			
	09:54			Faceoff #25 Sam Stevens vs #6 Will Smith won by BC .
Faceoff #10 Nick Zabaneh vs #19 Cutter Gauthier won by BOS .	11:29			
Shot by BOS #71 Macklin Celebrini, saved by #1 Jacob Fowler.	12:36			
Shot by BOS #71 Macklin Celebrini, saved by #1 Jacob Fowler.	12:38			
Shot by BOS #71 Macklin Celebrini, saved by #1 Jacob Fowler.	12:44			
	12:56			Shot by BC #9 Ryan Leonard, saved by #62 Mathieu Caron.
Media Timeout.	12:56			Media Timeout.
	12:56			Faceoff #9 Ryan Greene vs #6 Will Smith won by BC .
	13:00			Shot by BC #8 Lukas Gustafsson BLOCKED by #8 Cade Webber.
	13:05			Shot by BC #6 Will Smith, saved by #62 Mathieu Caron.
Shot by BOS #27 Jack Hughes BLOCKED by #15 Jacob Bengtsson.	13:24			
	13:38			Shot by BC #17 Aram Minnetian, saved by #62 Mathieu Caron.
Media Timeout.	14:36			Media Timeout.
Faceoff #18 Shane Lachance vs #19 Cutter Gauthier won by BOS .	14:36			
	15:02			Shot by BC #19 Cutter Gauthier OFF TARGET.
Shot by BOS #12 Jack Harvey BLOCKED by #19 Cutter Gauthier.	15:15			
Shot by BOS #20 Lane Hutson, saved by #1 Jacob Fowler.	15:22			
	15:22			Faceoff #10 Nick Zabaneh vs #12 Mike Pasma won by BC .
Shot by BOS #10 Nick Zabaneh BLOCKED by #5 Drew Fortescue.	15:44			
	16:01			Penalty on #12 Mike Pasma BC 2 minutes for TRIPPING .
BOS start of power play.	16:01			
	16:01			Faceoff #18 Shane Lachance vs #13 Jack Malone won by BC .
Shot by BOS #17 Quinn Hutson, saved by #1 Jacob Fowler.	17:02			
Shot by BOS #20 Lane Hutson BLOCKED by #13 Jack Malone.	17:07			
Shot by BOS #20 Lane Hutson BLOCKED by #17 Aram Minnetian.	17:20			



2023-24 Men's Ice Hockey Play By Play Report

Mar 23, 2024, Start time: 07:30 PM, TD Garden, Boston, Massachusetts
Attendance: 17850

Game duration: 2:49

Action	Time	Score	On Ice	Action
	18:01			BC #12 Mike Posma penalty complete.
BOS end of power play.	18:01			
	18:15			Shot by BC #19 Cutter Gauthier, saved by #62 Mathieu Caron.
Shot by BOS #27 Jack Hughes BLOCKED by #5 Drew Fortescue.	18:31			
Shot by BOS #13 Dylan Peterson, saved by #1 Jacob Fowler.	19:23.0			
Shot by BOS #18 Shane Lachance BLOCKED by #7 Aidan Hreschuk.	19:48.2			
End of 1st period.	20:00.0			End of 1st period.



2023-24 Men's Ice Hockey Play By Play Report

Mar 23, 2024, Start time: 07:30 PM, TD Garden, Boston, Massachusetts
Attendance: 17850

Game duration: 2:49

Start of 2nd period

Terriers				Eagles
Action	Time	Score	On Ice	Action
Start of 2nd period.	00:00			Start of 2nd period.
	00:00			Faceoff #71 Macklin Celebrini vs #19 Cutter Gauthier won by BC .
	00:46			Shot by BC #19 Cutter Gauthier BLOCKED by #20 Lane Hutson.
Faceoff #9 Ryan Greene vs #6 Will Smith won by BOS .	00:46			
Shot by BOS #27 Jack Hughes, saved by #1 Jacob Fowler.	01:00			
Faceoff #27 Jack Hughes vs #6 Will Smith won by BOS .	01:00			
Shot by BOS #17 Quinn Hutson BLOCKED by #9 Ryan Leonard.	01:07			
Shot by BOS #2 Gavin McCarthy, saved by #1 Jacob Fowler.	01:13			
Faceoff #9 Ryan Greene vs #13 Jack Malone won by BOS .	01:13			
Shot by BOS #20 Lane Hutson OFF TARGET.	01:24			
	01:48			Shot by BC #15 Jacob Bengtsson OFF TARGET.
	01:55			Shot by BC #15 Jacob Bengtsson, saved by #62 Mathieu Caron.
	02:10			Shot by BC #11 Colby Ambrosio, saved by #62 Mathieu Caron.
	02:10			Faceoff #25 Sam Stevens vs #12 Mike Pasma won by BC .
	02:24			Shot by BC #27 Connor Joyce, saved by #62 Mathieu Caron.
	02:24			Faceoff #25 Sam Stevens vs #27 Connor Joyce won by BC .
	02:30			Shot by BC #12 Mike Pasma OFF TARGET.
	03:54			Shot by BC #21 Oskar Jellvik, saved by #62 Mathieu Caron.
Faceoff #9 Ryan Greene vs #6 Will Smith won by BOS .	03:55			
GOAL by BOS #2 Gavin McCarthy, Assist by #9 Ryan Greene, On ice for BOS : #62 Mathieu Caron, #2 Gavin McCarthy, #17 Quinn Hutson, #9 Ryan Greene, #27 Jack Hughes, #7 Case McCarthy. On ice for BC : #1 Jacob Fowler, #6 Will Smith, #8 Lukas Gustafsson, #9 Ryan Leonard, #34 Gabe Perreault, #15 Jacob Bengtsson.	04:24	1 - 2	5 - 5	
Faceoff #10 Nick Zabaneh vs #13 Jack Malone won by BOS .	04:24			
Shot by BOS #25 Sam Stevens, saved by #1 Jacob Fowler.	05:16			
Faceoff #25 Sam Stevens vs #19 Cutter Gauthier won by BOS .	05:34			
Shot by BOS #12 Jack Harvey, saved by #1 Jacob Fowler.	06:29			
Media Timeout.	06:31			Media Timeout.
	06:31			Faceoff #18 Shane Lachance vs #19 Cutter Gauthier won by BC .
Faceoff #18 Shane Lachance vs #19 Cutter Gauthier won by BOS .	06:40			
Faceoff #9 Ryan Greene vs #6 Will Smith won by BOS .	07:19			
Shot by BOS #27 Jack Hughes, saved by #1 Jacob Fowler.	07:45			
	08:14			Shot by BC #9 Ryan Leonard BLOCKED by #4 Ty Gallagher.
Shot by BOS #10 Nick Zabaneh, saved by #1 Jacob Fowler.	08:30			
Faceoff #10 Nick Zabaneh vs #13 Jack Malone won by BOS .	08:31			
Shot by BOS #2 Gavin McCarthy BLOCKED by #15 Jacob Bengtsson.	08:38			
	09:41			Shot by BC #12 Mike Pasma, saved by #62 Mathieu Caron.
	09:41			Faceoff #5 Tom Willander vs #27 Connor Joyce won by BC .
	09:46			Shot by BC #2 Eamon Powell, saved by #62 Mathieu Caron.
Faceoff #25 Sam Stevens vs #12 Mike Pasma won by BOS .	09:46			
	10:01			Shot by BC #27 Connor Joyce BLOCKED by #8 Cade Webber.
	10:18			Shot by BC #5 Drew Fortescue BLOCKED by #11 Luke Tuch.
Shot by BOS #18 Shane Lachance, saved by #1 Jacob Fowler.	11:30			



2023-24 Men's Ice Hockey Play By Play Report

Mar 23, 2024, Start time: 07:30 PM, TD Garden, Boston, Massachusetts
Attendance: 17850

Game duration: 2:49

Action	Time	Score	On Ice	Action
	11:46			Faceoff #27 Jack Hughes vs #6 Will Smith won by BC .
	12:23			Shot by BC #8 Lukas Gustafsson BLOCKED by #7 Case McCarthy.
Media Timeout.	12:23			Media Timeout.
Faceoff #9 Ryan Greene vs #13 Jack Malone won by BOS .	12:23			
Faceoff #9 Ryan Greene vs #13 Jack Malone won by BOS .	12:38			
Faceoff #10 Nick Zabaneh vs #27 Connor Joyce won by BOS .	12:55			
Shot by BOS #10 Nick Zabaneh OFF TARGET.	13:28			
Shot by BOS #10 Nick Zabaneh BLOCKED by #2 Eamon Powell.	13:34			
Faceoff #25 Sam Stevens vs #13 Jack Malone won by BOS .	13:49			
	14:14			Shot by BC #11 Colby Ambrosio, saved by #62 Mathieu Caron.
	14:28			Shot by BC #8 Lukas Gustafsson BLOCKED by #8 Cade Webber.
Shot by BOS #25 Sam Stevens, saved by #1 Jacob Fowler.	14:35			
Shot by BOS #71 Macklin Celebrini BLOCKED by #17 Aram Minnetian.	14:53			
	15:37			Shot by BC #9 Ryan Leonard ON PIPE.
	16:13			Shot by BC #6 Will Smith OFF TARGET.
	16:37			Shot by BC #6 Will Smith, saved by #62 Mathieu Caron.
Shot by BOS #10 Nick Zabaneh, saved by #1 Jacob Fowler.	16:45			
Shot by BOS #27 Jack Hughes BLOCKED by #6 Will Smith.	16:48			
Shot by BOS #13 Dylan Peterson OFF TARGET.	16:54			
Shot by BOS #5 Tom Willander OFF TARGET.	17:20			
Penalty on #11 Luke Tuch BOS 2 minutes for BOARDING .	17:51			
	17:51			BC start of power play.
Media Timeout.	17:51			Media Timeout.
	17:51			Faceoff #9 Ryan Greene vs #19 Cutter Gauthier won by BC .
	18:07			Shot by BC #34 Gabe Perreault, saved by #62 Mathieu Caron.
Faceoff #25 Sam Stevens vs #6 Will Smith won by BOS .	18:12			
	18:35			Shot by BC #9 Ryan Leonard BLOCKED by #25 Sam Stevens.
	18:46	1 - 3	4 - 5	GOAL by BC #19 Cutter Gauthier, Assist by #34 Gabe Perreault and #6 Will Smith, On ice for BC : #1 Jacob Fowler, #19 Cutter Gauthier, #34 Gabe Perreault, #6 Will Smith, #2 Eamon Powell, #9 Ryan Leonard. On ice for BOS : #62 Mathieu Caron, #10 Nick Zabaneh, #7 Case McCarthy, #13 Dylan Peterson, #8 Cade Webber.
BOS #11 Luke Tuch penalty complete.	18:46			
	18:46			BC end of power play.
	18:46			Faceoff #71 Macklin Celebrini vs #13 Jack Malone won by BC .
End of 2nd period.	20:00.0			End of 2nd period.



2023-24 Men's Ice Hockey Play By Play Report

Mar 23, 2024, Start time: 07:30 PM, TD Garden, Boston, Massachusetts
Attendance: 17850

Game duration: 2:49

Start of 3rd period

Terriers				Eagles
Action	Time	Score	On Ice	Action
Start of 3rd period.	00:00			Start of 3rd period.
Faceoff #71 Macklin Celebrini vs #19 Cutter Gauthier won by BOS .	00:00			
	00:19			Shot by BC #19 Cutter Gauthier OFF TARGET.
	00:25			Shot by BC #21 Oskar Jellvik BLOCKED by #20 Lane Hutson.
Shot by BOS #25 Sam Stevens BLOCKED by #11 Colby Ambrosio.	02:24			
Shot by BOS #16 Jeremy Wilmer, saved by #1 Jacob Fowler.	02:27			
	02:27			Penalty on #13 Jack Malone BC 2 minutes for CROSS CHECKING .
BOS start of power play.	02:27			
	02:27			Faceoff #18 Shane Lachance vs #12 Mike Posma won by BC .
Shot by BOS #17 Quinn Hutson OFF TARGET.	02:56			
Shot by BOS #17 Quinn Hutson OFF TARGET.	03:02			
Shot by BOS #17 Quinn Hutson BLOCKED by #17 Aram Minnetian.	03:11			
	03:50			Shot by BC #9 Ryan Leonard, saved by #62 Mathieu Caron.
	04:27			BC #13 Jack Malone penalty complete.
BOS end of power play.	04:27			
Shot by BOS #16 Jeremy Wilmer, saved by #1 Jacob Fowler.	04:33			
	04:33			Faceoff #25 Sam Stevens vs #19 Cutter Gauthier won by BC .
Faceoff #25 Sam Stevens vs #19 Cutter Gauthier won by BOS .	04:40			
Faceoff #71 Macklin Celebrini vs #19 Cutter Gauthier won by BOS .	05:41			
	06:31			Shot by BC #9 Ryan Leonard, saved by #62 Mathieu Caron.
	06:32			Shot by BC #6 Will Smith, saved by #62 Mathieu Caron.
Media Timeout.	06:32			Media Timeout.
Faceoff #9 Ryan Greene vs #6 Will Smith won by BOS .	06:32			
	06:46	1 - 4	5 - 5	GOAL by BC #6 Will Smith, Assist by #9 Ryan Leonard, On ice for BC : #1 Jacob Fowler, #6 Will Smith, #34 Gabe Perreault, #5 Drew Fortescue, #9 Ryan Leonard, #2 Eamon Powell. On ice for BOS : #62 Mathieu Caron, #17 Quinn Hutson, #9 Ryan Greene, #7 Case McCarthy, #8 Cade Webber, #27 Jack Hughes.
Faceoff #25 Sam Stevens vs #13 Jack Malone won by BOS .	06:46			
Shot by BOS #11 Luke Tuch, saved by #1 Jacob Fowler.	07:14			
Shot by BOS #21 Devin Kaplan OFF TARGET.	07:22			
Shot by BOS #21 Devin Kaplan BLOCKED by #5 Drew Fortescue.	07:47			
	07:48			Faceoff #10 Nick Zabaneh vs #12 Mike Posma won by BC .
Faceoff #71 Macklin Celebrini vs #19 Cutter Gauthier won by BOS .	08:06			
Shot by BOS #13 Dylan Peterson, saved by #1 Jacob Fowler.	08:21			
	08:21			Faceoff #18 Shane Lachance vs #19 Cutter Gauthier won by BC .
	08:40			Faceoff #71 Macklin Celebrini vs #19 Cutter Gauthier won by BC .
Shot by BOS #71 Macklin Celebrini BLOCKED by #7 Aidan Hreschuk.	09:16			
	09:24			Shot by BC #19 Cutter Gauthier, saved by #62 Mathieu Caron.
	09:24			Faceoff #9 Ryan Greene vs #6 Will Smith won by BC .
Shot by BOS #7 Case McCarthy BLOCKED by #9 Ryan Leonard.	09:53			



2023-24 Men's Ice Hockey Play By Play Report

Mar 23, 2024, Start time: 07:30 PM, TD Garden, Boston, Massachusetts
Attendance: 17850

Game duration: 2:49

Action	Time	Score	On Ice	Action
Shot by BOS #17 Quinn Hutson BLOCKED by #5 Drew Fortescue.	09:58			
Shot by BOS #9 Ryan Greene, saved by #1 Jacob Fowler.	10:01			
Shot by BOS #9 Ryan Greene, saved by #1 Jacob Fowler.	10:14			
	11:19			Shot by BC #11 Colby Ambrosio, saved by #62 Mathieu Caron.
Penalty on #20 Lane Hutson BOS 2 minutes for HOLDING .	11:19			
Media Timeout.	11:19			Media Timeout.
	11:19			Faceoff #7 Case McCarthy vs #19 Cutter Gauthier won by BC .
	11:19			BC start of power play.
	11:32			Shot by BC #19 Cutter Gauthier, saved by #62 Mathieu Caron.
	11:32			Shot by BC #19 Cutter Gauthier, saved by #62 Mathieu Caron.
	11:32	1 - 5	4 - 5	GOAL by BC #34 Gabe Perreault, Assist by #19 Cutter Gauthier and #9 Ryan Leonard, On ice for BC : #1 Jacob Fowler, #34 Gabe Perreault, #9 Ryan Leonard, #19 Cutter Gauthier, #2 Eamon Powell, #6 Will Smith. On ice for BOS : #62 Mathieu Caron, #10 Nick Zabaneh, #7 Case McCarthy, #13 Dylan Peterson, #5 Tom Willander.
BOS #20 Lane Hutson penalty complete.	11:32			
	11:32			BC end of power play.
	11:32			Faceoff #71 Macklin Celebrini vs #19 Cutter Gauthier won by BC .
	11:52			Shot by BC #19 Cutter Gauthier, saved by #62 Mathieu Caron.
	12:08			Shot by BC #19 Cutter Gauthier BLOCKED by #20 Lane Hutson.
	12:27			Penalty on #25 Jamie Armstrong BC 5 minutes for DIRECT CONTACT TO THE HEAD .
BOS start of power play.	12:27			
Faceoff #18 Shane Lachance vs #13 Jack Malone won by BOS .	12:27			
Shot by BOS #71 Macklin Celebrini BLOCKED by #9 Ryan Leonard.	12:31			
Shot by BOS #71 Macklin Celebrini, saved by #1 Jacob Fowler.	12:48			
	12:48			Faceoff #18 Shane Lachance vs #6 Will Smith won by BC .
Shot by BOS #71 Macklin Celebrini OFF TARGET.	13:34			
	13:59			Faceoff #11 Luke Tuch vs #19 Cutter Gauthier won by BC .
Shot by BOS #5 Tom Willander BLOCKED by #4 Charlie Leddy.	14:37			
Faceoff #9 Ryan Greene vs #12 Mike Posma won by BOS .	14:38			
GOAL by BOS #71 Macklin Celebrini, Assist by #20 Lane Hutson and #9 Ryan Greene, On ice for BOS : #62 Mathieu Caron, #71 Macklin Celebrini, #20 Lane Hutson, #9 Ryan Greene, #17 Quinn Hutson, #18 Shane Lachance. On ice for BC : #1 Jacob Fowler, #12 Mike Posma, #13 Jack Malone, #5 Drew Fortescue, #7 Aidan Hreschuk.	14:45	2 - 5	5 - 4	
BOS end of power play.	14:45			
BOS start of power play.	14:45			
Faceoff #9 Ryan Greene vs #6 Will Smith won by BOS .	14:45			
Shot by BOS #20 Lane Hutson BLOCKED by #17 Aram Minnetian.	14:55			
Shot by BOS #17 Quinn Hutson BLOCKED by #15 Jacob Bengtsson.	15:02			
	15:08			Faceoff #11 Luke Tuch vs #19 Cutter Gauthier won by BC .
Shot by BOS #5 Tom Willander BLOCKED by #2 Eamon Powell.	15:25			
Faceoff #18 Shane Lachance vs #13 Jack Malone won by BOS .	15:27			
Shot by BOS #71 Macklin Celebrini BLOCKED by #7 Aidan Hreschuk.	15:50			
Shot by BOS #71 Macklin Celebrini, saved by #1 Jacob Fowler.	15:56			



2023-24 Men's Ice Hockey Play By Play Report

Mar 23, 2024, Start time: 07:30 PM, TD Garden, Boston, Massachusetts
Attendance: 17850

Game duration: 2:49

Action	Time	Score	On Ice	Action
Shot by BOS #9 Ryan Greene, saved by #1 Jacob Fowler.	16:00			
	16:00			Faceoff #9 Ryan Greene vs #19 Cutter Gauthier won by BC .
EMPTY NET for BOS .	16:47			
Shot by BOS #71 Macklin Celebrini, saved by #1 Jacob Fowler.	16:55			
Shot by BOS #11 Luke Tuch, saved by #1 Jacob Fowler.	16:57			
	17:27			BC #25 Jamie Armstrong penalty complete.
BOS end of power play.	17:27			
Shot by BOS #27 Jack Hughes BLOCKED by #24 Andre Gasseau.	17:34			
Shot by BOS #16 Jeremy Wilmer, saved by #1 Jacob Fowler.	17:55			
Media Timeout.	17:55			Media Timeout.
Faceoff #9 Ryan Greene vs #19 Cutter Gauthier won by BOS .	17:55			
	18:04	2 - 6	5 - 5	GOAL by BC #6 Will Smith, On ice for BC : #1 Jacob Fowler, #6 Will Smith, #17 Aram Minnetian, #9 Ryan Leonard, #19 Cutter Gauthier, #7 Aidan Hreschuk. On ice for BOS : #71 Macklin Celebrini, #18 Shane Lachance, #9 Ryan Greene, #20 Lane Hutson, #17 Quinn Hutson, #27 Jack Hughes.
	18:04			Faceoff #25 Sam Stevens vs #13 Jack Malone won by BC .
Goalie #62 Mathieu Caron in for BOS .	18:04			
Faceoff #25 Sam Stevens vs #13 Jack Malone won by BOS .	18:04			
Penalty on #13 Dylan Peterson BOS 2 minutes for INTERFERENCE .				
Penalty on #13 Dylan Peterson BOS 10 minutes for MISCONDUCT .	18:36			Penalty on #5 Drew Fortescue BC 2 minutes for ROUGHING . Penalty on #5 Drew Fortescue BC 10 minutes for MISCONDUCT .
Penalty on #10 Nick Zabaneh BOS 2 minutes for ROUGHING .				
Penalty on #10 Nick Zabaneh BOS 10 minutes for MISCONDUCT .				
	18:36			Faceoff #21 Devin Kaplan vs #24 Andre Gasseau won by BC .
	18:36			BC start of power play.
	18:52			Shot by BC #8 Lukas Gustafsson OFF TARGET.
	18:54			Faceoff #11 Luke Tuch vs #24 Andre Gasseau won by BC .
Shot by BOS #12 Jack Harvey, saved by #1 Jacob Fowler.	19:46.6			
End of 3rd period.	20:00.0			End of 3rd period.
BOS #13 Dylan Peterson penalty complete.	20:00.0			
	20:00.0			BC end of power play.



2023-24 Men's Ice Hockey Shot Chart Report

Mar 23, 2024, Start time: 07:30 PM, TD Garden, Boston, Massachusetts
Attendance: 17850

Game duration: 2:49

BOSTON U.

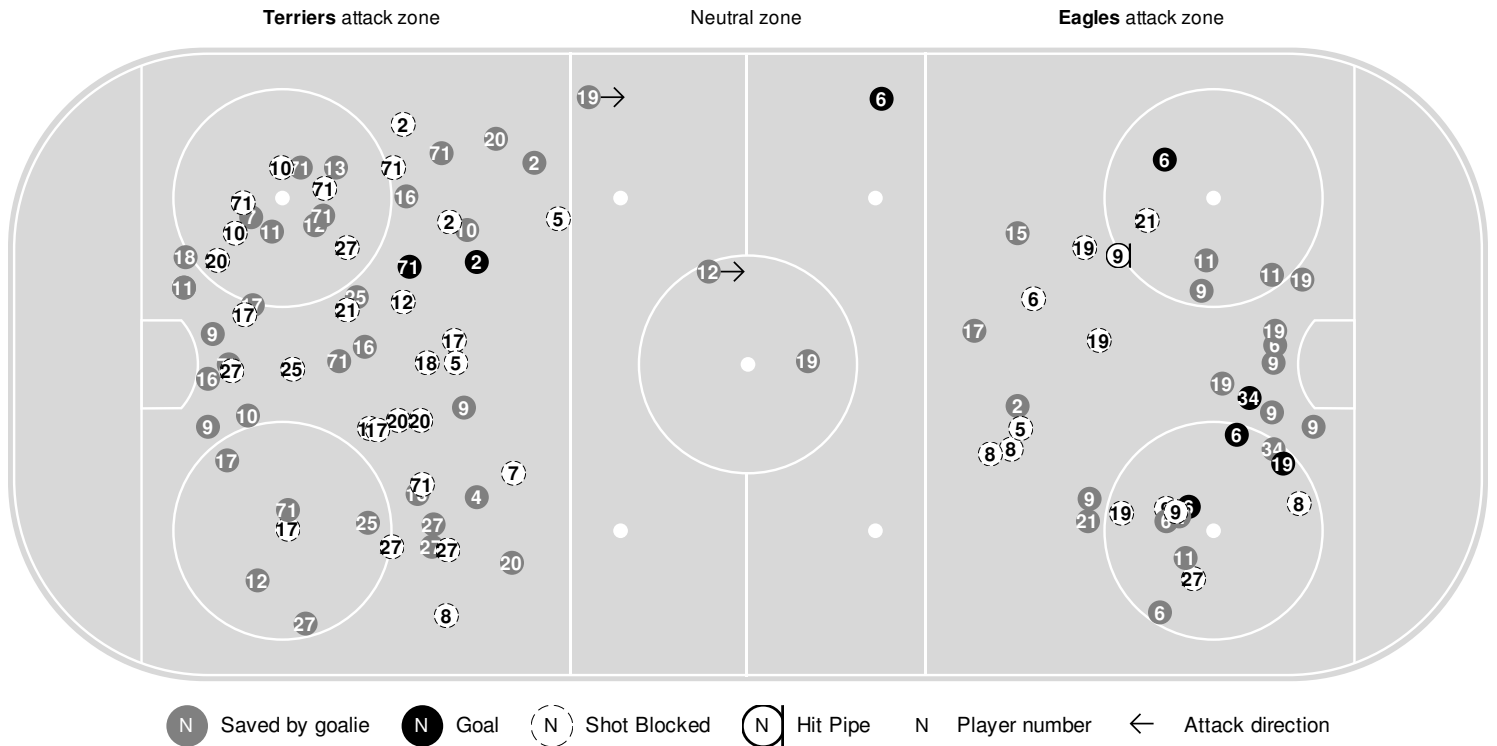
2 - 6

BOSTON COLLEGE

Scoring by period

Team	1	2	3
Boston U.	0	1	1
Boston College	2	1	3

Shot chart



Shot summary

Terriers					Eagles				
	1	2	3	Tot		1	2	3	Tot
Total shots attempted	23	19	31	73	Total shots attempted	16	21	15	52
Blocked by defense	10	5	13	28	Blocked by defense	3	7	2	12
Shots Off Target	1	4	4	9	Shots Off Target	5	3	2	10
Pipes	0	0	0	0	Pipes	0	1	0	1
Total shots on-target	12	10	14	36	Total shots on-target	8	10	11	29
Shots saved by goalie Mathieu Caron	6	9	8	23	Shots saved by goalie Jacob Fowler	12	9	13	34
Goals scored:	2				Goals scored:	6			



2023-24 Men's Ice Hockey Shot Chart (Advanced) Report

Mar 23, 2024, Start time: 07:30 PM, TD Garden, Boston, Massachusetts
Attendance: 17850

Game duration: 2:49

BOSTON U.

2 - 6

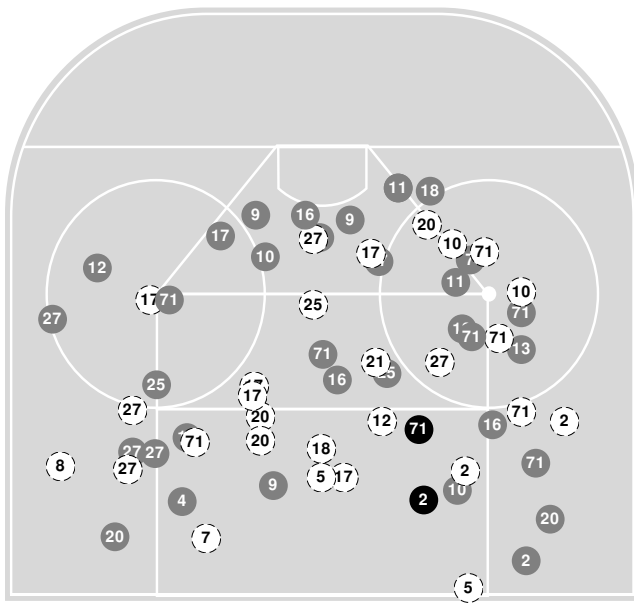
BOSTON COLLEGE

Scoring by period

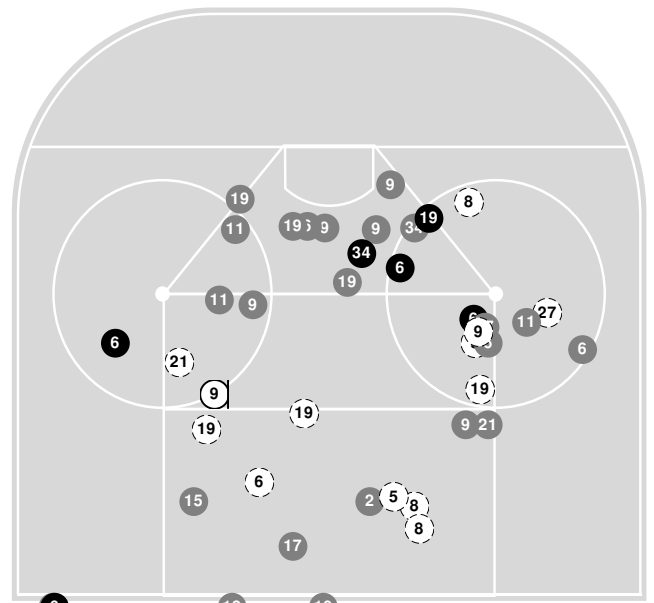
Team	1	2	3
Boston U.	0	1	1
Boston College	2	1	3

Shot chart

Terriers Attack zone



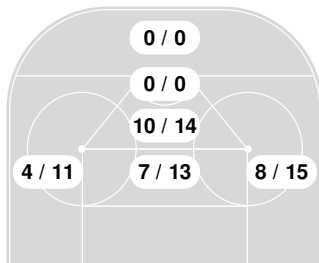
Eagles Attack zone



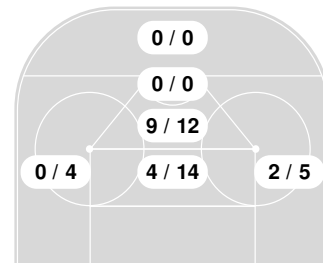
N Saved by goalie
 N Goal
 N Shot On-target
 N Shot Blocked
 N Hit Pipe
 N Player number

Shot statistics

Terriers Attack zone



Eagles Attack zone



Shot summary

Terriers Eagles



2023-24 Men's Ice Hockey Shot Chart (Advanced) Report

Mar 23, 2024, Start time: 07:30 PM, TD Garden, Boston, Massachusetts
Attendance: 17850

Game duration: 2:49

	1	2	3	Tot
Total shots attempted	23	19	31	73
Blocked by defense	10	5	13	28
Shots Off Target	1	4	4	9
Pipes	0	0	0	0
Total shots on-target	12	10	14	36
Shots saved by goalie Mathieu Caron	6	9	8	23
Goals scored:				2

	1	2	3	Tot
Total shots attempted	16	21	15	52
Blocked by defense	3	7	2	12
Shots Off Target	5	3	2	10
Pipes	0	1	0	1
Total shots on-target	8	10	11	29
Shots saved by goalie Jacob Fowler	12	9	13	34
Goals scored:				6



2023-24 Men's Ice Hockey Lineup Report

Mar 23, 2024, Start time: 07:30 PM, TD Garden, Boston, Massachusetts
Attendance: 17850

Game duration: 2:49

BOSTON U. (26-8-2, 18-4-2)

VS

BOSTON COLLEGE (30-5-1, 20-3-1)

Officials

Referee: Geoffrey Miller
Referee: Steven Rouillard
Linesman: Kevin Briganti
Linesman: Nicholas Briganti

Goaltenders

Terriers		Eagles	
#	Player	#	Player
62	Mathieu Caron	1	Jacob Fowler
30	Henry Graham	30	Jan Korec
33	Max Lacroix	31	Alex Musielak

Team Lineups

Terriers				Eagles			
#	Pos	Player	Current season stats	#	Pos	Player	Current season stats
Line #1				Line #1			
18	LW	Shane Lachance	36 GP (12-12-24)	21	LW	Oskar Jellvik	36 GP (12-25-37)
71	C	Macklin Celebrini	34 GP (30-28-58)	19	C	Cutter Gauthier	36 GP (34-22-56)
12	RW	Jack Harvey	16 GP (5-7-12)	24	RW	Andre Gasseau	35 GP (11-17-28)
20	LD	Lane Hutson	34 GP (13-32-45)	5	LD	Drew Fortescue	35 GP (4-3-7)
7	RD	Case McCarthy	35 GP (3-5-8)	2	RD	Eamon Powell	35 GP (5-26-31)
Line #2				Line #2			
27	LW	Jack Hughes	34 GP (7-11-18)	34	LW	Gabe Perreault	31 GP (17-37-54)
9	C	Ryan Greene	36 GP (11-22-33)	6	C	Will Smith	36 GP (19-43-62)
17	RW	Quinn Hutson	36 GP (17-18-35)	9	RW	Ryan Leonard	36 GP (27-25-52)
8	LD	Cade Webber	34 GP (0-6-6)	15	LD	Jacob Bengtsson	35 GP (3-11-14)
5	RD	Tom Willander	34 GP (4-18-22)	8	RD	Lukas Gustafsson	36 GP (3-10-13)
Line #3				Line #3			
16	LW	Jeremy Wilmer	35 GP (6-30-36)	25	LW	Jamie Armstrong	27 GP (5-7-12)
10	C	Nick Zabaneh	36 GP (8-5-13)	13	C	Jack Malone	36 GP (11-11-22)
13	RW	Dylan Peterson	31 GP (7-10-17)	11	RW	Colby Ambrosio	35 GP (2-5-7)
4	LD	Ty Gallagher	33 GP (0-5-5)	7	LD	Aidan Hreschuk	36 GP (2-12-14)
2	RD	Gavin McCarthy	34 GP (0-4-4)	17	RD	Aram Minnetian	35 GP (2-6-8)
Line #4				Line #4			
11	LW	Luke Tuch	35 GP (9-19-28)	27	LW	Connor Joyce	30 GP (1-4-5)
25	C	Sam Stevens	36 GP (8-7-15)	12	C	Mike Posma	36 GP (2-6-8)
21	RW	Devin Kaplan	33 GP (5-15-20)	14	RW	Gentry Shamburger	26 GP (1-1-2)
22	XD	Aiden Celebrini	32 GP (1-5-6)	4	XD	Charlie Leddy	35 GP (0-8-8)

Head Coach

BOS:
BC :

Legend

D Defense **LW** Left Wing **RW** Right Wing **C** Center
F Forward **LD** Left Defense **RD** Right Defense

