



2022 Hockey East Men's Championship Press Kit





PRESS RELEASE

contact: Brian Smith | bsmith@hockeyeastonline.com | 339.227.2988 | @BriSmi22

The Hockey East Association | 591 North Avenue #2 | Wakefield, MA | 01880 |

FOR IMMEDIATE RELEASE: MARCH 15, 2022

Bobby Trivigno Named Hockey East Player of the Year

Northeastern's Levi Named Pro Ambitions Rookie of the Year; Keefe is Top Coach

AMESBURY, Mass. - The Hockey East Association announced today that Massachusetts senior forward **Bobby Trivigno** (Setauket, N.Y.) has been awarded the honor of 2021-22 Hockey East Player of the Year.

Alongside Trivigno, Northeastern sophomore goaltender **Devon Levi** (Dollard-Des-Ormeaux, Que.), who missed all of the 2020-21 season, was named Pro Ambitions Rookie of the Year while Huskies' Head Coach **Jerry Keefe** was voted Coach of the Year by his peers.

Trivigno is just the second Minuteman to win the Hockey East Player of the Year Award (Cale Makar, 2018-19) after captaining UMass to a 14-8-2 record and a second place finish in the Army ROTC Hockey East Standings. He was the lone unanimous selection to the All-Hockey East First Team and his 45 overall points are fifth in the NCAA. Trivigno finished the season with 32 points in conference play, six more than the next closest competitor, to earn the title of 2021-22 Hockey East Scoring Champion. Trivigno's 1.33 points per game also led all skaters in Hockey East. His 14 goals and 18 assists were marks that were both good for second in the conference, and he paced all players with 85 shots on goal on the season. He was recognized as the Hockey East Player of the Week on February 7 and Hockey East Player of the Month for February. He posted at least one point in 27 of his 34 games and had 13 multi-point games.

Levi, who was also a finalist for both Player of the Year, becomes the first non-forward to win Pro Ambitions Rookie of the Year since 2012-13 (Jon Gilles). He posted a 12-6-1 record in 19 games for the Hockey East Regular Season Champion Northeastern Huskies, the first time the program captured the top seed in the Hockey East Men's Tournament. Levi led all of Hockey East with a .951 save percentage and a 1.64 goals against average in his first collegiate season, posting the second-best save percentage in the history of the 38-year-old conference. He also tied for the league-lead with five shutouts, and his 588 saves were good for third in the league. Levi was the sole goaltender named to the Pro Ambitions All-Rookie Team, and one of two unanimous selections, as well as the All-Hockey East First Team and the recipient of the Stop It Goaltending Goaltender of the Year Award. Levi also took home the PNC Bank Three-Stars Award. Levi earned multiple in-season award, named Pro Ambitions Rookie of the Week five times, Hockey East Goaltender of the Week three times, Pro Ambitions Rookie of the Month in October and November, and National Rookie of the Month in November. Levi also represented Team Canada at the 2022 Olympic Winter Games in Beijing.

Keefe was voted Hockey East Coach of the Year and is the first first-year head coach to win the Bob Kullen Award presented by Bauer since **Dick Umile** did so in his first year as a bench boss in 1990-91 with New Hampshire, taking over for the late Bob Kullen. Keefe guided Northeastern to its first-ever Hockey East Regular Season Championship in his first year at the Huskies' helm, posting a 15-8-1 record for 47 points in the Army ROTC Hockey East Standings. Northeastern allowed the fewest goals of any team in Hockey East, with just 46 goals allowed on the season, while the offense's 107 overall goals scored was second-most of any league program. Northeastern also killed penalties at the highest clip of any team this season, with a league-leading 89.3% success rate, which was third-best in the NCAA.

All three award winners can be seen in action Friday night during the Hockey East Semifinals at TD Garden, East set for 4:00pm and 7:30pm. The 37th championship game will be played Saturday, March 19 at 7:00pm. Tickets are available via TicketMaster.com.

HOCKEY EAST





PRESS RELEASE

contact: Brian Smith | bsmith@hockeyeastonline.com | 339.227.2988 | @BriSmiHE

The Hockey East Association | 591 North Avenue #2 | Wakefield, MA | 01880

FOR IMMEDIATE RELEASE: MARCH 11, 2022

Hockey East Names 2021-22 Men's All-Star Teams

League Honors Three All-Star Teams During 37th Tournament Celebration

AMESBURY, Mass. - The Hockey East Association today announced its 2021-22 Men's All-Star Teams as voted by the league's 11 head coaches, as part of the celebration of the 37th Hockey East Men's Tournament presented by Mortgage Network.

The lone unanimous selection as a 2021-22 Hockey East First Team All-Star is Massachusetts senior forward **Bobby Trivigno** (Seatauket, N.Y.), who was recognized as the Hockey East Scoring Champion on Wednesday. The rest of the First Team is rounded out by goaltender **Devon Levi** (Dollard-Des-Ormeaux, Que./Northeastern), defensemen **Jordan Harris** (Haverhill, Mass./Northeastern) and **Scott Morrow** (Darien, Conn./Massachusetts) and forwards **Aidan McDonough** (Milton, Mass./Northeastern) and **Ryan Tverberg** (Richmond Hill, Ont./UConn).

Comprising the All-Hockey East Second Team are goaltender **Owen Savory** (Cambridge, Ont./UMass Lowell), defensemen **Declan Carlile** (Hartland, Mich./Merrimack) and **Domenick Fensore** (Thornwood, N.Y./Boston University), and forwards **Jachym Kondelik** (Budějovice, Czech Republic/UConn), **Jack McBain** (Toronto, Ont./Boston College), and **Wilmer Skoog** (Tyresö, Sweden/Boston University).

Recognized as All-Hockey East Third Team are **Matt Murray** (St. Albert, Alta./Massachusetts), defensemen **Max Crozier** (Calgary, Alta./Providence), **Matthew Kessel** (Bloomfield Hills, Mich./Massachusetts), and **Jack St. Ivany** (Manhattan Beach, Calif./Boston College) and forwards **Brett Berard** (East Greenwich, R.I./Providence), **Carl Berglund** (Hammarö, Sweden/UMass Lowell), and **Andre Lee** (Karlstad, Sweden/UMass Lowell).

Receiving recognition as All-Star Honorable Mention are goaltender **Darion Hanson** (East Bethel, Minn./UConn), defensemen **Ryan Ufko** (Long Island, N.Y./Massachusetts) and **Alex Vlasic** (Wilmette, Ill./Boston University) and forwards **Marc McLaughlin** (North Billerica, Mass./Boston College) and **Max Newton** (Vancouver, B.C./Merrimack).

The league will announce finalists for the Player, Rookie, and Coach of the Year awards on Monday, March 14.

The 2022 Hockey East Men's Tournament continues with Quarterfinals on Saturday, March 12 on the campus of the highest seeds - Northeastern, Massachusetts, UMass Lowell, and UConn - as part of this year's single-elimination affair. The Hockey East semifinals are set tentatively set for 4:00pm and 7:30pm on Friday, March 18 at TD Garden in Boston, while the 37th championship game will be played Saturday, March 19 at 7:00pm. Tickets are available via TicketMaster.com.

2021-22 HOCKEY EAST ALL-STARS

First-Team All-Stars (6)

G: Devon Levi, Northeastern
D: Jordan Harris, Northeastern
D: Scott Morrow, Massachusetts
F: Aidan McDonough, Northeastern
F: Bobby Trivigno, Massachusetts *
F: Ryan Tverberg, UConn

Second Team All-Stars (6)

G: Owen Savory, UMass Lowell
D: Declan Carlile, Merrimack
D: Domenick Fensore, Boston University
F: Jachym Kondelik, UConn
F: Jack McBain, Boston College
F: Wilmer Skoog, Boston University

Third Team All-Stars (7)

G: Matt Murray, Massachusetts
D: Max Crozier, Providence
D: Matthew Kessel, Massachusetts
D: Jack St. Ivany, Boston College
F: Brett Berard, Providence
F: Carl Berglund, UMass Lowell
F: Andre Lee, UMass Lowell

* unanimous selection

All Star Honorable Mention (5)

G: Darion Hanson, UConn
D: Ryan Ufko, Massachusetts
D: Alex Vlasic, Boston University
F: Marc McLaughlin, Boston College
F: Max Newton, Merrimack

2022 Hockey East Men's Tournament presented by Mortgage Network

Date	Match Up/Result	Time	TV/Streaming
Wed., March 9	#6 Merrimack def. #11 Maine, 6-2		
Wed., March 9	#7 Providence def. #10 Vermont, 2-1		
Wed., March 9	#8 Boston College def. #9 New Hampshire, 4-3 (OT)		
Sat., March 12	#5 Boston University at #4 UConn	4:30pm	College SportsLive
Sat., March 12	#6 Merrimack at #3 UMass Lowell	4:30pm	NESN+/College SportsLive
Sat., March 12	#7 Providence at #2 Massachusetts	7:00pm	College SportsLive
Sat., March 12	#8 Boston College at #1 Northeastern	7:30pm	NESN+/College SportsLive
Fri., March 18	Semifinal #1	4:00pm	NESN/College SportsLive
Fri., March 18	Semifinal #2	7:30pm	NESN+/College SportsLive
Sat., March 19	37th Hockey East Men's Championship	7:00pm	NESN/College SportsLive

All games and times are tentative and subject to change.

HOCKEY EAST





PRESS RELEASE

contact: Brian Smith | bsmith@hockeyeastonline.com | 339.227.2988 | @BriSmi22

The Hockey East Association | 591 North Avenue #2 | Wakefield, MA | 01880 |

FOR IMMEDIATE RELEASE: MARCH 9, 2022

Hockey East Names Men's Pro Ambitions All-Rookie Team

Six Other Award Winners Announced for 2021-22 Season

AMESBURY, Mass. - The Hockey East Association today announced the 2021-22 Pro Ambitions All-Rookie Team and six other season-long awards as voted by the men's league's 11 head coaches. The awards come as part of the celebration of the 37th annual Hockey East Tournament, which begins tonight.

The 2021-22 Pro Ambitions All-Rookie Team consists of eight players, including two unanimous selections in Northeastern goaltender **Devon Levi** (Dollard-Des-Ormeaux, Que.) and Massachusetts defenseman **Scott Morrow** (Darien, Conn.). The team is rounded out by defenders **Ty Gallagher** (Clarkston, Mich./Boston University), **Ryan Ufko** (Long Island, N.Y./Massachusetts), and **David Breazeale** (Jenison, Mich./Maine), and forwards **Matt Crasa** (New York, N.Y./UMass Lowell), **Justin Hryckowian** (L'Île-Bizard, Que./Northeastern), and **Jack Hughes** (Westwood, Mass./Northeastern).

Also recognized is a pair of defensive awards, as Northeastern senior captain **Jordan Harris** (Haverhill, Mass.) has been named Hockey East's Best Defensive Defenseman and UConn senior **Jachym Kondelik** (Budějovice, Czech Republic) was voted Gladiator Custom Mouthguards Best Defensive Forward.

Two statistical awards have been formally announced, including the league's top scorer in Massachusetts senior forward **Bobby Trivigno** (Setauket, N.Y./14g, 18a, 32p). The PNC Bank Three Stars Award was captured by Northeastern's Levi, who compiled the highest total number of points earned when named a first, second, or third star of the game in Hockey East contests.

Hockey East's two sportsmanship awards have been bestowed upon New Hampshire senior forward **Jackson Pierson** (Zionsville, Ind.), who will be presented with the Len Ceglarski Sportsmanship Award, given by the league to one player who has consistently demonstrated superior conduct and sportsmanship on the ice. The Massachusetts Minutemen will be acknowledged with the Charlie Holt Team Sportsmanship Award for accruing the fewest average penalty minutes per Hockey East game for the second consecutive year.

Hockey East will announce the 2021-22 All-Star Teams on Friday, March 11 at 11:00 a.m. The league will then announce finalists for the Player, Rookie, and Coach of the Year awards on Monday, March 12.

The 2022 Hockey East Men's Tournament begins tonight with three Opening Round games, all at 7:00 p.m. New Hampshire visits Boston College on NESN, while Vermont travels to Providence on NESN+. Maine visits Merrimack in the third contest. The playoffs continue with Quarterfinals on Saturday, March 12 on the campus of the highest seeds - Northeastern, Massachusetts, UMass Lowell, and UConn - as part of this year's single-elimination affair. The Hockey East semifinals are set tentatively set for 4:00pm and 7:30pm on Friday, March 18 at TD Garden in Boston, while the 37th championship game will be played Saturday, March 19 at 7:00pm. Tickets are available via TicketMaster.com.

Pro Ambitions All-Rookie Team (8)

G: Devon Levi, Northeastern *
D: Ty Gallagher, Boston University
D: Scott Morrow, Massachusetts *
D: Ryan Ufko, Massachusetts
D: David Breazeale, Maine
F: Matt Crasa, UMass Lowell
F: Justin Hryckowian, Northeastern
F: Jack Hughes, Northeastern

*unanimous selection

Best Defensive Defenseman Award

Jordan Harris, Northeastern
(Sr., Haverhill, Mass.)

Runner-up:

Matthew Kessel, Massachusetts
(Jr., Bloomfield Hills, Mich.)

Gladiator Custom Mouthguards

Best Defensive Forward Award

Jachym Kondelik, UConn
(Sr., F; Budějovice, Czech Republic)

Runner-up:

Marc McLaughlin, Boston College
(Sr., North Billerica, Mass.)

Len Ceglarski Sportsmanship Award

Jackson Pierson, New Hampshire
(Sr., F; Zionsville, Ind.)

Runner-up:

Mike Callahan, Providence
(Sr., D; Franklin, Mass.)

Charlie Holt Team Sportsmanship Award

Massachusetts Minutemen

Hockey East Scoring Champion

Bobby Trivigno, Massachusetts
(Sr., F; Setauket, N.Y.)
14g, 18a, 32p

Runner-up:

Ryan Tverberg, UConn
(So., F; Richmond Hill, Ont.)
11g, 15a, 26p

PNC Bank Three Stars Award

Devon Levi, Northeastern
(R-So., G; Dollard-Des-Ormeaux, Que.)

Runner-Up: Bobby Trivigno, Massachusetts
(Sr., F; Setauket, N.Y.)

Runner-up:

UConn Huskies

HOCKEY EAST



TOURNAMENT QUICK REFERENCE

YEAR	CHAMPIONSHIP GAME	TOURNAMENT MVP
1985	Providence 2, Boston College 1 (2OT)	Chris Terreri - PC
1986	Boston University 9, Boston College 4	Peter Marshall - BU
1987	Boston College 4, Maine 2	Brian Leetch - BC
1988	Northeastern 4, Maine 3	Bruce Racine - NU
1989	Maine 5, Boston College 4	Bob Beers - Maine
1990	Boston College 4, Maine 3	Scott LaGrand - BC
1991	Boston University 4, Maine 3 (OT)	Shawn McEachern - BU
1992	Maine 4, New Hampshire 1	Scott Pellerin - Maine
1993	Maine 5, Boston University 2	Jim Montgomery - Maine
1994	Boston University 3, UMass Lowell 2	Dwayne Roloson - UML
1995	Boston University 3, Providence 2	Bob Bell - PC
1996	Providence 3, Maine 2	Joe Hulbig - PC
1997	Boston University 4, New Hampshire 2	Michel Larocque - BU
1998	Boston College 3, Maine 2	Marty Reasoner - BC
1999	Boston College 5, New Hampshire 4 (OT)	Blake Bellefeuille - BC
2000	Maine 2, Boston College 1	Niko Dimitrakos - Maine
2001	Boston College 5, Providence 3	Chuck Kobasew - BC
2002	New Hampshire 3, Maine 1	Darren Haydar - UNH
2003	New Hampshire 1, Boston University 0 (OT)	Sean Fields - BU
2004	Maine 2, UMass 1 (3OT)	Jimmy Howard - Maine
2005	Boston College 3, New Hampshire 1	Brian Boyle - BC
2006	Boston University 2, Boston College 1 (OT)	David Van der Gulik - BU
2007	Boston College 5, New Hampshire 2	Brock Bradford - BC
2008	Boston College 4, Vermont 0	Nathan Gerbe - BC
2009	Boston University 1, UMass Lowell 0	Kieran Millan - BU
2010	Boston College 7, Maine 6 (OT)	Matt Lombardi - BC
2011	Boston College 5, Merrimack 3	Cam Atkinson - BC
2012	Boston College 4, Maine 1	Johnny Gaudreau - BC
2013	UMass Lowell 1, Boston University 0	Connor Hellebuyck - UML
2014	UMass Lowell 4, New Hampshire 0	Connor Hellebuyck - UML
2015	Boston University 5, UMass Lowell 3	Jack Eichel - BU
2016	Northeastern 3, UMass Lowell 1	Kevin Boyle - UML
2017	UMass Lowell 4, Boston College 3	C.J. Smith - UML
2018	Boston University 2, Providence 0	Jake Oettinger - BU
2019	Northeastern 3, Boston College 2	Cayden Primeau - NU
2020	<i>No Tournament Held (COVID-19 Pandemic)</i>	--
2021	Massachusetts 1, UMass Lowell 0	Bobby Trivigno - UMass

TOURNAMENT BREAKDOWN

Team	App.	Record	Titles	Last	2nd	Semis	MVPs
Boston College	37	75-36-2	11	2012	7	26	11
Boston University	37	76-43-1	9	2018	3	25	8
UConn	6	1-9-0	0	-	-	1	-
Maine	35	56-44-0	5	2004	9	19	5
Massachusetts	24	18-37-0	1	2021	1	6	1
UMass Lowell	33	50-51-3	3	2017	5	20	5
Merrimack	24	16-43-0	0	-	1	2	0
New Hampshire	35	55-48-2	2	2003	6	17	1
Northeastern	30	32-45-1	3	2019	0	11	2
Providence	34	43-53-1	2	1996	3	16	3
Vermont	14	18-27-0	0	-	1	3	0

2021 HOCKEY EAST TOURNAMENT

OPENING ROUND

No. 7 UML def. No. 10 UVM (5-3)
No. 9 UNH def. No. 8 ME (7-2)

QUARTERFINALS

No. 1 BC def. No. 9 UNH (3-2)
No. 7 UML def. No. 2 BU (2-1)
No. 3 UMA def. No. 6 NU (4-1)
No. 5 PC vs. No. 4 UC (6-1)

SEMIFINALS

No. 7 UML def. No. 1 BC (6-5 2OT)
No. 3 UMA def. No. 5 PC (5-2)

CHAMPIONSHIP

No. 3 UMA def. No. 7 UML (1-0)

Steve Nazro All-Tournament Team

G: Filip Lindberg, UMA (Jr.)
D: Anthony Baxter, UML (Sr.)
D: Zac Jones, UMA (So.)
F: Matt Brown, UML (So.)
F: Jake Gaudet, UMA (Sr.)
F: Bobby Trivigno, UMA (Jr.) - MVP

REGULAR SEASON QUICK REFERENCE

Year	Season Champion	Player of the Year	Rookie of the Year	Coach of the Year	Scoring Leader	GAA Leader
1984-85	Boston College 24-9-1	Chris Terreri Providence	Ken Hodge Boston College	Len Ceglarski Boston College	Tim Army, PC 60 points	Chris Terreri, PC 3.49 GAA
1985-86	Boston College 23-9-2	Scott Harlow Boston College	Scott Young, BU Al Loring, ME	Jack Parker Boston University	Scott Harlow, BC 67 points	Scott Gordon, BC 3.42 GAA
1986-87	Boston College 26-6-0	Brian Leetch Boston College	Brian Leetch Boston College	Bill Riley, Jr. Lowell	Craig Janney, BC 74 points	Scott King, ME 3.06 GAA
1987-88	Maine 20-4-2	Mike McHugh Maine	Mario Thyer Maine	Shawn Walsh Maine	David Capuano, ME 59 points	Scott King, ME 2.97 GAA
1988-89	Boston College 16-6-4	Greg Brown Boston College	Rob Gaudreau, PC Scott Pellerin, ME	Fern Flaman Northeastern	Tim Sweeney, BC 48 points	David Littman, BC 3.04 GAA
1989-90	Boston College 15-6-0	Greg Brown Boston College	Scott Cashman Boston University	Shawn Walsh (2) Maine	David Emma, BC 44 points	Scott King, ME 2.35 GAA
1990-91	Boston College 16-5-0	David Emma Boston College	Jeff Levy New Hampshire	Dick Umile New Hampshire	David Emma, BC 51 points	Scott LaGrand, BC 3.02 GAA
1991-92	New Hampshire 15-4-2	Scott Pellerin Maine	Ian Moran, BC Craig Darby, PC	Jack Parker (2) Boston University	Mike Boback, PC 39 points	Derek Herlofsky, BU 2.45 GAA
1992-93	Maine 22-1-1	Paul Kariya Maine	Paul Kariya Maine	Shawn Walsh (3) Maine	Paul Kariya, ME 63 points	Garth Snow, ME 2.01 GAA
1993-94	Boston University 21-3-0	Dwayne Roloson UMass Lowell	Greg Bullock UMass Lowell	Bruce Crowder UMass Lowell	Mike Pomichter, BU 33 points	Derek Herlofsky, BU 2.27 GAA
1994-95	BU 16-5-3 Maine 15-3-6	Chris Imes Maine	Mark Mowers New Hampshire	Shawn Walsh (4) Maine	Greg Bullock, UML 47 points	Blair Allison, ME 2.72 GAA
1995-96	Boston University 17-5-2	Jay Pandolfo Boston University	Marty Reasoner Boston College	Bruce Crowder (2) UMass Lowell	Chris Drury, BU 42 points	Tom Noble, BU 2.89 GAA
1996-97	BU 16-4-4 UNH 18-6-0	Chris Drury Boston University	Greg Koehler UMass Lowell	Dick Umile (2) New Hampshire	Chris Drury, BU 41 points	Michel Larocque, BU 2.57 GAA
1997-98	Boston University 18-4-2	Chris Drury Boston University	Brian Gionta Boston College	Bruce Crowder (3) Northeastern	Tom Nolan, UNH (42) Marty Reasoner, BC	Michel Larocque, BU 1.74 GAA
1998-99	New Hampshire 18-3-3	Jason Krog New Hampshire	Darren Haydar New Hampshire	Dick Umile (3) New Hampshire	Jason Krog, UNH 53 points	Ty Conklin, UNH 1.64 GAA
1999-00	Boston University 15-3-6	Ty Conklin, UNH Mike Mottau, BC	Rick DiPietro Boston University	Jack Parker (3) Boston University	Cory Larose, ME 33 points	Scott Clemmensen, BC 1.98 GAA
2000-01	Boston College 17-5-2	Brian Gionta Boston College	Chuck Kobasew Boston College	Paul Pooley Providence	Brian Gionta, BC 35 points	Ty Conklin, UNH 1.83 GAA
2001-02	New Hampshire 17-4-3	Darren Haydar New Hampshire	Sean Collins New Hampshire	Dick Umile (4) New Hampshire	Darren Haydar, UNH 42 points	Mike Ayers, UNH 1.79 GAA
2002-03	BC 16-6-2 UNH 15-5-4	Mike Ayers, UNH Ben Eaves, BC	Jimmy Howard Maine	Don Cahoon Massachusetts	Ben Eaves, BC 42 points	Matti Kaltiainen, BC 2.20 GAA, .898 save%
2003-04	Boston College 17-4-3	Steve Saviano New Hampshire	Michel Léveillé Maine	Jerry York Boston College	Ryan Shannon, BC Tony Voce, BC (27 points)	Jimmy Howard, ME 1.15 GAA, .953 save%
2004-05	Boston College 14-3-7	Patrick Eaves Boston College	Peter Vetri UMass Lowell	Jack Parker (4) Boston University	Jason Guerriero, NU 34 points	Matti Kaltiainen, BC 1.81 GAA, .921 save%

REGULAR SEASON QUICK REFERENCE

Year	Season Champion	Player of the Year	Rookie of the Year	Coach of the Year	Scoring Leader	GAA Leader
2005-06	Boston University 17-7-3	Chris Collins Boston College	Brandon Yip Boston University	Jack Parker (5) Boston University	Chris Collins, BC 39 points	Cory Schneider, BC 1.96 GAA, .932 save%
2006-07	New Hampshire 18-7-2	John Curry Boston University	Teddy Purcell Maine	Dick Umile (5) New Hampshire	Brian Boyle, BC 37 points	John Curry, BU 1.85 GAA, .934 save%
2007-08	New Hampshire 19-5-3	Kevin Regan New Hampshire	Colin Wilson Boston University	Kevin Sneddon Vermont	Bryan Ewing, BU 35 points	Kevin Regan, UNH 1.83 GAA, .940 save%
2008-09	Boston University 18-5-4	Brad Thiessen Northeastern	Kieran Millan Boston University	Greg Cronin Northeastern	James Marcou, UMass Colin Wilson, BU 35 points	Brad Thiessen, NU 2.09 GAA, .932 save%
2009-10	New Hampshire 15-6-6	Bobby Butler New Hampshire	Stephane Da Costa Merrimack	Mark Dennehy, MC Dick Umile, UNH (6)	Bobby Butler, UNH Gustav Nyquist, ME 41 points	Carter Hutton, UML 2.35 GAA, .925 save%
2010-11	Boston College 20-6-1	Paul Thompson New Hampshire	Charlie Coyle Boston University	Jerry York (2) Boston College	Paul Thompson, UNH 42 points	John Muse, BC 1.84 GAA, .933 save%
2011-12	Boston College 19-7-1	Spencer Abbott Maine	Scott Wilson UMass-Lowell	Norm Bazin UMass Lowell	Spencer Abbott, ME 38 points	Parker Milner, BC 1.85 GAA, .928 save%
2012-13	UMass Lowell 16-9-2	Johnny Gaudreau Boston College	Jon Gillies Providence	Norm Bazin (2) UMass Lowell	Johnny Gaudreau, BC 36 points	Connor Hellebuyck 1.38 GAA, .948 save%
2013-14	Boston College 16-2-2	Johnny Gaudreau Boston College	Mario Puskarch Vermont	Jerry York (3) Boston College	Johnny Gaudreau, BC 36 points	Thatcher Demko, BC 1.35 GAA, .948 save%
2014-15	Boston University 14-5-3	Jack Eichel Boston University	Jack Eichel Boston University	David Quinn Boston University	Jack Eichel, BU 44 points	Jon Gillies, PC 1.74 GAA, .939 save%
2015-16	BC 15-2-5 PC 16-3-3	Thatcher Demko - BC Kevin Boyle - UML	Colin White Boston College	Nate Leaman Providence	Andrew Poturalski, UNH 31 points	Nick Ellis, PC 1.80 GAA, .936 save%
2016-17	UML 14-7-1 BU 13-6-3 BC 13-6-3	Zach Aston-Reese Northeastern	Clayton Keller Boston University	Norm Bazin (3) UMass Lowell	Tyler Kelleher, UNH 37 points	Jake Oettinger, BU 2.09, .927 save%
2017-18	Boston College 18-6-0	Adam Gaudette Northeastern	Logan Hutsko Boston College	Jerry York (4) Boston College	Adam Gaudette, NU 35 points	Cayden Primeau, NU 1.79 GAA, .937 save%
2018-19	Massachusetts 18-6-0	Cale Makar Massachusetts	Joel Farabee Boston University	Greg Carvel Massachusetts	Mitchell Chaffee, UMass 31 points	Hayden Hawkey, PC 1.74 GAA, .923 save%
2019-20	Boston College 17-6-1	Jeremy Swayman Maine	Alex Newhook Boston College	Dennis "Red" Gendron Maine	Jack Dugan, PC 35 points	Matt Murray, UMA 1.88 GAA, .917 save%
2020-21	No Champion Awarded (COVID-19)	Spencer Knight Boston College	Josh Lopina, UMA Nikita Nesterenko, BC	Jerry York (5) Boston College	Jonny Evans, UConn 28 points	Filip Lindberg, UMA 1.61 GAA, .937 save%
2021-22	Northeastern 15-8-1 (47pts)	Bobby Trivigno Massachusetts	Devon Levi Northeastern	Jerry Keefe Northeastern	Bobby Trivigno, UMass 32 points	Devon Levi, NU 1.64 GAA, .951 save%

All-Time Regular Season Records

School	Seasons	Games	W	L	T	OW-OL	SW
Boston College	38	946	553	301	92	3-3	1
Boston University	38	939	521	301	117	6-3	1
UConn	8	184	75	90	19	1-6	3
Maine	38	940	462	378	100	2-4	3
Massachusetts	28	684	229	387	68	3-4	2
UMass Lowell	38	941	393	456	92	2-1	1
Merrimack	33	791	224	480	87	1-4	0
New Hampshire	38	946	430	376	119	5-4	2
Northeastern	38	945	367	461	117	2-1	4
Providence	38	948	393	433	122	1-1	3
Vermont	17	410	132	210	68	3-1	2
Notre Dame*	4	86	46	27	13	--	--

as of March 6, 2022

TOURNAMENT COACHING RECORDS

Coach	School	Years	Games	Record	Titles
Jerry York *	Boston College	1995 -	91	65-25-1	9 ('98, '99, '01, '05, '07, '08, '10, '11, '12)
Jack Parker	Boston University	1985 - 2013	98	62-35-1	7 ('86, '91, '94, '95, '97, '06, '09)
Dick Umile	New Hampshire	1991 - 2018	93	51-41-1	2 ('02, '03)
Shawn Walsh	Maine	1985 - 2001 ^	45	31-14	4 ('89, '92, '93, '00)
Tim Whitehead	Career	1997 - 2013	49	24-24-1	1 ('04)
	UMass Lowell	1997-2001	14	6-7-1	--
	Maine	2002-2013	35	18-17-0	1 ('04)
Norm Bazin *	UMass Lowell	2012 -	36	24-12	3 ('13, '14, '17)
Kevin Sneddon	Vermont	2004 - 2020	43	18-25	--
Nate Leaman *	Providence	2012 -	32	18-14	--
Jim Madigan	Northeastern	2012 - 21	23	15-8	2 ('16, '19)
Paul Pooley	Providence	1995 - 2005	32	13-19	1 ('96)
David Quinn	Boston University	2013 - 2018	16	12-4	2 ('15, '18)
Mark Dennehy	Merrimack	2006 - 2018	29	12-17	--
Len Ceglarski	Boston College	1985 - 1992	18	10-7-1	2 ('87, '90)
Bruce Crowder	Career	1992-96, 2005-11	29	10-19-1	--
	UMass Lowell	1992 - 1996	16	8-7-1	--
	Northeastern	2005 - 11	14	2-12-0	--
Mike McShane	Providence	1986 - 1994	23	9-13-1	--
Jeff Jackson	Notre Dame	2014 -	16	8-8	--
Greg Cronin	Career	1996, 2005-11	17	8-9	--
	Maine	1996 ^	4	3-1	--
	Northeastern	2005 - 11	13	5-8	--
Greg Carvel *	Massachusetts	2016 -	14	8-6	1 ('21)
Don "Toot" Cahoon	Massachusetts	2001 - 2012	25	8-17	--
Blaise McDonald	UMass Lowell	2001 - 2011	22	7-15	--
Fern Flaman	Northeastern	1985 - 89	12	5-7	1 ('88)
Fernie Flaman	Northeastern	1985 - 1989	12	5-7	--
Bill Riley	UMass Lowell	1985 - 1991	16	5-10-1	--
Steve Stirling	Providence	1985	4	4-0	1 ('85)
Steve Cedorchuk	Boston College	1993 - 1994	4	4-0	--
Steve Stirling	Providence	1985	4	4-0	--
Red Gendron	Maine	2013 -	17	4-13	--
Ron Anderson	Merrimack	1985 - 1998	16	3-13	--
Albie O'Connell *	Boston University	2019 -	6	2-4	--
Bob Kullen	New Hampshire	1987-1990	5	2-3	--
Don McKenney	Northeastern	1990 - 1991	5	2-3	--
Ben Smith	Northeastern	1992 - 1996	10	2-7-1	--
Jerry Keefe *	Northeastern	2022 -	1	1-0	--
Scott Borek *	Merrimack	2019 -	2	1-1	--
Charlie Holt	New Hampshire	1985 - 1986	4	1-2	--
Mike Souza *	New Hampshire	2019 -	5	1-4	--
John Micheletto	Massachusetts	2013 - 2016	6	1-5	--
Joe Mallen	Massachusetts	1994 - 2000	10	1-9	--
Mike Cavanaugh *	UConn	2014 -	10	1-9	--
Ben Barr	Maine	2022 -	1	0-1	--
Todd Woodcroft *	Vermont	2021 -	2	0-2	--
Tim Army	Providence	2006 - 2011	6	0-6	--
Chris Serino	Merrimack	1999 - 2005	12	0-12	--

*active

^ Shawn Walsh was suspended for the 1996 tournament and Greg Cronin served as head coach as of March 13, 2022

ALL-TIME TOURNAMENT RESULTS

Season	Opening Round	Quarterfinals	Semifinals	Final	Consolation
1985	--	No. 5 UL def. No. 4 UNH (7-6, 4-8, 1-0) No. 2 BU def. No. 7 ME (7-4, 4-2) No. 3 PC def. No. 6 NU (3-2, 3-0)	No. 3 PC def. No. 2 BU (5-2) No. 1 BC def. No. 5 UL (6-5)	No. 3 PC def. No. 1 BC (2-1, 2OT)	No. 2 BU def. No. 5 UML (6-4)
1986	--	No. 6 UL def. No. 3 NU (4-2, 3-4) No. 2 BU def. No. 7 UNH (1-1, 4-3) No. 4 PC def. No. 5 ME (5-4, 5-2)	No. 2 BU def. No. 4 PC (3-2) No. 1 BC def. No. 6 UL (5-2)	No. 2 BU def. No. 1 BC (9-4)	No. 6 UML 8 def. No. 4 PC (8-5)
1987	--	No. 3 NU def. No. 4 BU (3-2) No. 3 ME def. No. 6 PC (5-2)	No. 3 Maine def. No. 2 UL (5-4) No. 1 BC def. No. 5 NU (9-3)	No. 1 BC def. No. 3 ME (4-2)	--
1988	--	No. 4 UL def. No. 5 BC (3-3, 5-2) No. 6 PC def. No. 3 BU (3-2, 6-4)	No. 2 NU def. No. 4 UL (3-1, 1-2) No. 1 ME def. No. 6 PC (6-5, 11-2)	No. 2 NU def. No. 1 ME (4-3)	--
1989	--	No. 4 PC def. No. 5 BU (3-2) No. 3 NU def. No. 6 UNH (5-4, OT)	No. 1 BC def. No. 4 PC (6-5, 2OT) No. 2 Maine def. No. 3 NU (3-2, OT)	No. 2 Maine def. No. 1 BC (5-4)	No. 4 PC def. No. 3 NU (3-2)
1990	--	No. 1 BC def. No. 8 MC (3-1, 3-6, 8-5) No. 2 ME def. No. 7 UL (7-3, 16-0) No. 3 BU def. No. 6 NU (3-4, 5-2, 5-3) No. 5 UNH def. No. 4 PC (1-5, 2-0, 7-4)	No. 3 ME def. No. 3 BU, 3-1 No. 1 BC def. No. 5 UNH, 5-4 (OT)	No. 1 BC def. No. 3 ME, 4-3	--
1991	--	No. 8 NU def. No. 1 BC (6-5) No. 2 ME def. No. 7 UML (5-3) No. 3 BU def. No. 6 MC (7-1) No. 4 PC def. No. 5 UNH (4-1)	No. 3 BU def. No. 4 PC (7-5) No. 2 ME def. No. 8 NU (4-3, OT)	No. 3 BU def. No. 2 ME (4-3, OT)	--
1992	--	No. 1 ME def. No. 8 MC (7-0) No. 2 UNH def. No. 7 NU (4-2) No. 3 PC def. No. 6 UML (7-0) No. 5 BC def. No. 4 BU (5-2)	No. 1 ME def. No. 5 BC (7-3) No. 2 UNH def. No. 3 PC (5-3)	No. 1 ME def. No. 2 UNH (4-1)	
1993	--	No. 1 ME def. No. 8 NU (6-1, 9-5) No. 2 BU def. No. 7 BC (6-2, 5-1) No. 3 UNH def. No. 6 MC (5-3, 9-2) No. 4 UML def. No. 5 PC (7-4, 3-3, OT)	No. 1 ME def. No. 4 UML (7-5) No. 2 BU def. No. 3 UNH (2-0)	No. 1 ME def. No. 2 BU (5-2)	No. 4 UML def. No. 3 UNH (5-4, OT)
1994	--	No. 1 BU def. No. 8 ME (8-5, 4-3) No. 2 UML def. No. 7 MC (7-1, 3-0) No. 3 UNH def. No. 6 BC (4-1, 6-5, 2OT) No. 4 NU def. No. 5 PC (4-3, 2-1, OT)	No. 1 BU def. No. 4 NU (5-2) No. 2 UML def. No. 3 UNH (4-2)	No. 1 BU def. No. 2 UML (3-2)	No. 3 UNH ties No. 4 NU (4-4)
1995	No. 9 UMA def. No. 8 BC (5-4)	No. 1 ME def. No. 9 UMA (7-4) No. 2 BU def. No. 7 MC (4-3) No. 6 PC def. No. 3 UNH (3-2, OT) No. 5 UML def. No. 4 NU (5-2)	No. 2 BU def. No. 5 UML (4-2) No. 6 PC def. No. 1 ME (7-3)	No. 2 BU def. No. 6 PC (3-2)	No. 1 ME def. No. 5 UML (6-0)
1996	--	No. 1 BU def. No. 8 UMA (5-2, 14-1) No. 2 UML def. No. 7 NU (7-3, 4-3) No. 3 ME def. No. 6 UNH (4-2, 8-4) No. 4 PC def. No. 5 BC (5-2, 4-2)	No. 3 ME def. No. 2 UML (5-2) No. 4 PC def. No. 1 BU (5-4)	No. 4 PC def. No. 3 ME (3-2)	No. 1 BU def. No. 2 UML (7-3)
1997	--	No. 1 BU def. No. 8 NU (6-2, 7-1) No. 2 UNH def. No. 7 UMA (5-1, 8-2) No. 6 UML def. No. 3 PC (6-2, 6-5) No. 5 BC def. No. 4 MC (7-6, 5-3)	No. 1 BU def. No. 6 UML (3-2) No. 2 UNH def. No. 5 BC (4-0)	No. 1 BU def. No. 2 UNH (4-2)	No. 5 BC ties No. 6 UML (2-2, OT)
1998	--	No. 8 MC def. No. 1 BU (4-1, 5-6, 5-4) No. 2 BC def. No. 7 PC (4-3, 6-3) No. 6 ME def. No. 3 UNH (3-2, 2OT, 5-3) No. 5 UML def. No. 4 NU (8-2, 2-3, 5-1)	No. 2 BC def. No. 8 MC (7-2) No. 6 ME def. No. 5 UML (6-2)	No. 2 BC def. No. 6 ME (3-2)	--
1999	--	No. 1 UNH def. No. 8 MC (3-2, 5-4) No. 2 ME def. No. 7 UMA (3-1, 5-2) No. 3 BC def. No. 6 UML (5-0, 5-4) No. 4 PC def. No. 5 BU (8-2, 2-8, 5-1)	No. 3 BC def. No. 2 ME (3-2) No. 1 UNH def. No. 4 PC (6-2)	No. 3 BC def. No. 1 UNH (5-4, OT)	--
2000	--	No. 1 BU def. No. 8 UMA (4-2, 5-2) No. 2 UNH def. No. 7 MC (5-2, 3-2, OT) No. 3 BC def. No. 6 NU (8-4, 3-2) No. 4 ME def. No. 5 PC (5-3, 5-4, OT)	No. 3 BC def. No. 2 UNH (2-1) No. 4 ME def. No. 1 BU (4-2)	No. 4 ME def. No. 3 BC (2-1)	--
2001	--	No. 1 BC def. No. 8 MC (1-0, 5-1) No. 2 ME def. No. 7 NU (2-1, 6-3) No. 3 PC def. No. 6 BU (6-3, 1-2, 4-3, 2OT) No. 5 UML def. No. 4 UNH (2-4, 2-1, 2-1)	No. 1 BC def. No. 5 UML (5-1) No. 3 PC def. No. 2 ME (4-3)	No. 1 BC def. No. 3 PC (5-3)	--
2002	--	No. 1 UNH def. No. 8 MC (6-2, 5-4, OT) No. 2 BU def. No. 7 PC (3-2, 4-2) No. 3 ME def. No. 6 BC (7-3, 4-2) No. 4 UML def. No. 5 NU (5-2, 2-4, 3-1)	No. 1 UNH def. No. 4 UML (4-3) No. 3 ME def. No. 2 BU (4-3)	No. 1 UNH def. No. 3 ME (3-1)	

ALL-TIME TOURNAMENT RESULTS

Season	Opening Round	Quarterfinals	Semifinals	Final
2003	--	No. 1 UNH def. No. 8 UML (8-4, 8-4) No. 2 BC def. No. 7 MC (4-1, 2-1) No. 6 UMA def. No. 3 ME (5-3, 4-2) No. 5 BU def. No. 4 PC (5-4 OT, 7-1)	No. 1 UNH def. No. 6 UMA (5-4) No. 5 BU def. No. 2 BC (6-5, 2OT)	No. 1 UNH def. No. 5 BU (1-0 OT)
2004	--	No. 8 BU def. No. 1 BC (3-2, 0-4, 4-2) No. 2 ME def. No. 7 MC (2-1, 3-2) No. 3 UMA def. No. 6 UML (6-3, 3-1) No. 4 UNH def. No. 5 PC (2-1, 3-4 OT, 1-0)	No. 3 UMA def. No. 4 UNH (5-2) No. 2 ME def. No. 8 BU (1-0)	No. 2 ME def. No. 3 UMA (2-1, 3OT)
2005	--	No. 1 BC def. No. 8 UMA (3-2 OT, 5-1) No. 2 BU def. No. 7 PC (1-4, 2-0, 2-0) No. 3 UNH def. No. 6 NU (6-1, 4-0) No. 4 ME def. No. 5 UML (7-2, 5-1)	No. 1 BC def. No. 4 ME (2-1, 2OT) No. 3 UNH def. No. 2 BU (5-2)	No. 1 BC def. No. 3 UNH (3-1)
2006	--	No. 1 BU def. No. 8 UMA (4-1, 4-1) No. 2 ME def. No. 7 UML (4-3 OT, 4-3) No. 3 BC def. No. 6 UVM (3-2 OT, 6-2) No. 4 UNH def. No. 5 PC (4-0, 2-1, 2OT)	No. 3 BC def. No. 2 ME (4-1) No. 1 BU def. No. 4 UNH (4-2)	No. 1 BU def. No. 3 BC (2-1 OT)
2007	--	No. 1 UNH def. No. 8 PC (4-0, 6-0) No. 2 BC def. No. 7 NU (3-0, 7-1) No. 3 BU def. No. 6 UVM (2-3, 2-0, 3-2 OT) No. 4 UMA def. No. 5 ME (3-2, 5-2)	No. 1 UNH def. No. 4 UMA (3-2, 2OT) No. 2 BC def. No. 3 BU (6-2)	No. 2 BC def. No. 1 UNH (5-2)
2008	--	No. 1 UNH def. No. 8 UMA (4-1, 7-2) No. 2 BU def. No. 7 UML (5-3, 1-4, 4-2) No. 3 UVM def. No. 6 NU (1-0, 1-2 OT, 4-1) No. 4 BC def. No. 5 PC (5-1, 5-1)	No. 4 BC def. No. 1 UNH (5-4, 3OT) No. 3 UVM def. No. 2 BU (3-1)	No. 4 BC def. No. 3 UVM (4-0)
2009	--	No. 1 BU def. No. 8 ME (2-1, 3-6, 6-2) No. 2 NU def. No. 7 UMA (1-2, 4-1, 3-2 OT) No. 6 BC def. No. 3 UNH (5-3, 1-0) No. 5 UML def. No. 4 UVM (4-3 OT, 4-2)	No. 1 BU def. No. 6 BC (3-2) No. 5 UML def. No. 2 NU (3-2 OT)	No. 1 BU def. No. 5 UML (1-0)
2010	--	No. 8 UVM def. No. 1 UNH (4-7, 1-0, 1-0 OT) No. 2 BC def. No. 7 UMA (6-5, 5-2) No. 3 BU def. No. 6 MC (3-2, 2-3 OT, 3-0) No. 4 ME def. No. UML (1-2, 2-0, 3-2 OT)	No. 4 ME def. No. 3 BU (5-2) No. 2 BC def. No. 8 UVM (3-0)	No. 2 BC def. No. 4 ME (7-6 OT)
2011	--	No. 1 BC def. No. 8 UMA (4-1, 4-2) No. 2 UNH def. No. 7 UVM (3-1, 4-3) No. 6 NU def. No. 3 BU (4-2, 2-5, 5-4) No. 4 MC def. No. 5 ME (5-4, 6-2)	No. 1 BC def. No. 6 NU (5-4) No. 4 MC def. No. 2 UNH (4-1)	No. 1 BC def. No. 4 MC (5-3)
2012	--	No. 1 BC def. No. 8 UMA (2-1, 3-2) No. 7 PC def. No. 2 UML (5-3, 2-3 OT, 1-0) No. 3 BU def. No. 6 UNH (2-3, 2OT, 4-2, 5-4 2OT) No. 4 ME def. No. 5 MC (2-1, 2-5, 2-1)	No. 1 BC def. No. 7 PC (4-2) No. 4 ME def. No. 3 BU (5-3)	No. 1 BC def. No. 4 ME (4-1)
2013	--	No. 1 UML def. No. 8 ME (4-1, 2-1 OT) No. 2 BC def. No. 7 UVM (4-2, 4-1) No. 3 BU def. No. 6 MC (3-0, 5-3) No. 4 PC def. No. 5 UNH (3-2, 1-4, 3-2)	No. 1 UML def. No. 4 PC (2-1) No. 3 BU def. No. 2 BC (6-3)	No. 1 UML def. No. 3 BU (1-0)
2014	No. 6 ME def. No. 11 MC (2-0) No. 7 UVM def. No. 10 UMA (2-1) No. 8 ND def. No. 9 BU (3-2)	No. 8 ND def. No. 1 BC (7-2, 2-4, 4-2) No. 2 UML def. No. 7 UVM (3-2, 2-3 OT, 2-1) No. 3 PC def. No. 6 ME (3-1, 4-2) No. 4 UNH def. No. 5 NU (1-0, 4-5 OT, 5-4)	No. 2 UML def. No. 8 ND (4-0) No. 4 UNH def. No. 3 PC (3-1)	No. 2 UML def. No. 4 UNH (4-0)
2015	No. 5 ND def. No. 12 UMA (3-4 5OT, 5-3, 7-0) No. 11 MC def. No. 6 NU (3-2 OT, 2-1 2OT) No. 7 UVM def. No. 10 ME (4-2, 2-4, 3-2 OT) No. 8 UNH def. No. 9 UConn (5-2, 2-0)	No. 1 BU def. No. 11 MC (6-2, 5-0) No. 8 UNH def. No. 2 PC (2-1 OT, 1-2, 2-1 OT) No. 7 UVM def. No. 3 BC (2-4, 3-1, 1-0) No. 4 UML def. No. 5 ND (5-0, 2-4, 6-4)	No. 4 UML def. No. 7 UVM (4-1) No. 1 BU def. No. 8 UNH (4-1)	No. 1 BU def. No. 4 UML (5-3)
2016	No. 5 BU def. No. 12 UMass (2-1 OT, 5-4) No. 6 NU def. No. 11 ME (3-2 OT, 4-3 OT) No. 7 MC def. No. 10 UNH (1-3, 3-2 OT, 2-1) No. 9 UVM def. No. 8 UConn (2-1, 4-3)	No. 1 BC vs. No. 9 UVM (3-0, 2-3, 4-3 OT) No. 2 PC def. No. 7 MC (3-1, 2-0) No. 6 NU def. 3 ND (3-1, 6-4) No. 4 UML def. No. 5 BU (3-2, 5-0)	No. 6 NU def. No. 1 BC (5-4) No. 4 UML def. No. 2 PC (2-1 3OT)	No. 6 NU def. No. 4 UML (3-1)
2017	No. 5 PC def. No. 12 UMA (3-0, 5-1) No. 6 UVM def. No. 11 ME (5-0, 5-1) No. 10 UNH def. No. 7 MC (0-4, 4-0, 5-2) No. 8 NU def. No. 9 UConn (3-1, 6-2)	No. 1 UML def. No. 10 UNH (1-3, 3-1, 8-2) No. 2 BU def. No. 8 NU (3-2 OT, 3-2) No. 3 BC def. No. 6 UVM (7-0, 7-4) No. 4 ND def. No. 5 PC (5-0, 5-2)	No. 1 UML def. No. 4 ND (5-1) No. 3 BC def. No. 2 BU (3-2)	No. 1 UML def. No. 3 BC (4-3)
2018	No. 6 ME def. No. 11 UNH (4-1, 3-2) No. 10 MC def. No. 7 UML (2-1 OT, 3-2 OT) No. 8 UMA def. No. 9 UVM (3-2 OT, 3-4 OT, 5-1)	No. 1 BC def. No. 10 MC (1-0, 4-3 OT) No. 2 NU def. No. 8 UMass (3-2, 7-2) No. 3 PC def. No. 6 ME (4-3, 3-2) No. 4 BU def. No. 5 UConn (5-4 OT, 2-1)	No. 4 BU def. No. 1 BC (4-3 OT) No. 3 PC def. No. 2 NU (3-2 OT)	No. 4 BU def. No. 3 PC (2-0)

ALL-TIME TOURNAMENT RESULTS

Season	Opening Round	Quarterfinals	Semifinals	Final
2019	--	No. 1 UMA def. No. 8 UNH (5-4 OT, 6-0) No. 7 BC def. No. 2 PC (4-5 OT, 4-3 OT, 2-1) No. 3 NU def. No. 6 ME (2-1 OT, 2-1) No. 5 BU def. No. 4 UML (3-0, 4-6, 4-1)	No. 7 BC def. No. 1 UMA (3-0) No. 3 NU vs. No. 5 BU (2-1 OT)	No. 3 NU def. No. 7 BC (3-2)
2020	No Tournament Held (COVID-19 Pandemic)			
2021	No. 7 UML def. No. 10 UVM (5-3) No. 9 UNH def. No. 8 ME (7-2)	No. 1 BC def. No. 9 UNH (3-2) No. 7 UML def. No. 2 BU (2-1) No. 3 UMA def. No. 6 NU (4-1) No. 5 PC vs. No. 4 UC (6-1)	No. 7 UML def. No. 1 BC (6-5 2OT) No. 3 UMA def. No. 5 PC (5-2)	No. 3 UMA def. No. 7 UML (1-0)
2022	No. 6 MC def. No. 11 ME (6-2) No. 7 PC def. No. 10 UVM (2-1) No. 8 BC def. NO. 9 UNH (4-3 OT)	No. 1 NU vs. No. 8 BC (3-2) No. 2 UMass def. No. 7 PC (4-2) No. 3 UML def. No. 6 MC (7-2) No. 4 UConn def. No. 5 BU (3-1)	No. 1 NU vs. No. 4 UConn No. 2 UMA vs. No. 3 UML	

HOCKEY EAST TOURNAMENT SKATER SUPERLATIVES

HAT TRICKS

Opening Round:

Tyler Ward, UNH (3/9/22; at BC)

Quarterfinals:

Jon Morris, Lowell ! (3/9/85; 8-4 loss at UNH)
Ralph Robinson, UNH (3/9/85; 8-4 win vs. UML)
Andy May, NU (3/4/89; 5-4 OT win vs. UNH)
Andy Heinze, MC (3/4/90; 6-3 win at BC)
Marty McInnis, BC (3/5/90; 8-5 win vs. MC) (5 goals)
Joe Sacco, BU (3/3/90; 5-2 win vs. NU) (5 goals)
Martin Robitaille, Maine (3/3/90; 16-0 win vs. UML) (4 goals)
David Emma, BC (2/27/91; 6-5 loss vs. NU)
Christian Sbrocca, UML (3/12/93; 7-4 win vs. PC)
Mike Pomichter, BU (3/12/93; 6-2 win vs. BC)
Peter Ferraro, Maine ! (3/14/93; 9-5 win vs. NU)
Bob Lachance, BU (3/11/94; 8-5 win vs. Maine)
Norm Bazin, UML (3/11/94; 3-0 win vs. MC)
Ryan Haggerty, BC (3/12/94; 6-5 2OT loss at UNH)
Jacques Joubert, BU (3/12/95; 4-3 win vs. MC)
Brad Purdie, Maine (3/8/96; 8-4 win vs. UNH)
Matt Wright, BU (3/8/97; 7-1 win vs. NU)
Albie O'Connell, BU (3/14/98; 6-5 win vs. MC)
Chris Drury, BU (3/15/98; 5-4 loss vs. MC)
Jason Krog, UNH (3/13/99; 5-4 win vs. MC) (4 goals)
Niko Dimitrakos, Maine (3/9/01; 6-3 win vs. NU)
Jim Abbott, UNH (3/7/02; 8-4 win vs. UML)
Ken Magowan, BU (3/7/03; 5-4 win at PC)
David Van der Gulik, BU (3/10/06; 4-1 win vs. UMass)
Chris Collins, BC (3/10/06; 6-2 win vs. UVM)
Matt Fornataro, UNH (3/15/08; 7-2 win vs. UMass)
Jerry Pollastrone, UNH (3/15/08; 7-2 win vs. UMass)
Carter Madsen, MC (3/12/11; 6-2 win vs. Maine)
Jimmy Hayes, BC (3/12/11; 4-2 win vs. UMass)
Matt Willows, UNH (3/16/13; 4-1 win at PC)
Kevin Goumas, UNH (3/16/14; 5-4 win vs. NU)

Semifinals:

Bob Corkum, Maine (3/15/87; 5-4 win vs. UML)
Mario Thyer, Maine ! (3/9/88; 11-2 win vs. PC)
Brady Kramer, PC (3/17/95; 7-3 win vs. Maine)
Jay Pandolfo, BU (3/15/96; 5-4 loss vs. PC)
Chuck Kobasew, BC ! (3/16/01; 5-1 win vs. UML)
Justin Maiser, BU (3/14/03; 6-5 OT win vs. BC)
David Van der Gulik, BU (3/17/06; 9-2 win vs. UNH)

Championship Game:

Peter Marshall, BU (3/15/86; 9-4 win vs. BC)
Matt Lombardi, BC (3/20/10; 7-6 OT win vs. Maine)

Consolation Game:

Rene Boudreault, PC (3/15/86; 8-5 win vs. UML)
Dave Pensa, UML (3/20/93; 5-4 win vs. UNH)
Eric Boguniecki, UNH ! (3/19/94; 4-4 tie vs. NU)

OVERTIME GOALS

Opening Round:

Shane Walsh, UMass (3/6/15 at ND)
Kyle Singleton, Merrimack (3/6/15 at NU)
Mathieu Tibbet, Merrimack (3/7/15 at NU)
Jonathan Turk, Vermont (3/8/15 vs. Maine)
Ludvig Larsson, Merrimack (3/4/16 vs. UNH)
Matt Benning, Northeastern (3/4/16 vs. Maine)
Bobo Carpenter, Boston Univ. (3/4/16 vs. UMass)
Kevin Roy, Northeastern (3/5/16 vs. Maine)
Philip Lagunov, UMass (3/1/18 vs. UVM)
Cory Thomas, UVM (3/2/18 at UMass)
Ludvig Larsson, MC (3/2/18 at UML)
Jace Hennig, MC (3/3/18 at UML)

Quarterfinals:

Keith Cyr, NU ! (3/4/89 vs. UNH)
Eric Boguniecki, UNH ! (3/12/94 vs. BC)
Tomas Persson, NU (3/12/94 vs. PC)
David Green, PC (3/9/95 vs. UNH)
Ben Guite, Maine (3/13/98 at UNH)
Mike Souza, UNH (3/10/00 vs. MC)
Brendan Walsh, Maine (3/10/00 vs. PC)
Marc Suderman, PC (3/11/01 vs. BU)
Steve Saviano, UNH (3/9/02 vs. MC)
Bryan Miller, BU * (3/7/03 at PC)
Colin McDonald, PC ! (3/12/04 at UNH)
Stephen Gionta, BC (3/11/05 vs. UMass)
Peter Harrold, BC * (3/9/06 vs. UVM)
Keith Johnson, Maine (3/10/06 vs. UML)
Daniel Winnik, UNH (3/10/06 vs. PC)
Brandon Yip, BU (3/10/07 vs. UVM)
Dennis McCauley, NU (3/15/08; 2-1 win vs. UVM)
Maury Edwards, UML * (3/13/09; 4-3 win vs. UVM)
Alex Tuckerman, NU (3/15/09; 3-2 win vs. UMass)
Joe Cucci, MC (3/13/10; 3-2 win at BU)
Jay Ancia, UVM (3/14/10; 1-0 win at UNH)
Tanner House, Maine (3/14/10; 3-2 win vs. UML)
Grayson Downing, UNH (3/9/12; 3-2 win at BU)
Zack Kamrass, UML (3/9/12; 3-2 win vs. PC)
Alex Chiasson, BU (3/11/12; 5-4 win vs. UNH)
Derek Arnold, UML (3/15/13; 2-1 win vs. Maine)
Mike Szmatula, NU ! (3/15/14; 5-4 win at UNH)
Mario Puskasich, UVM ! (3/15/14; 3-2 win at UML)
Grayson Downing, UNH (3/13/15; 2-1 win at PC)
Brett Pesce, UNH (3/15/15; 2-1 win at PC)
Ryan Fitzgerald, BC (3/12/16; 4-3 win vs. UVM)
Jordan Greenway, BU (3/10/17; 3-2 win vs. NU)
Bobo Carpenter, BU (3/9/18; 5-4 win vs. UConn)
Chris Grandt, BC (3/10/18; 4-3 win vs. MC)
Austin Goldstein, NU (3/15/19; 2-1 win vs. ME)
Brandon Duhaime, PC (3/15/19; 5-4 win vs. BC)
Mitchell Chaffee, UMA (3/15/19; 5-4 win vs. UNH)
Logan Hutsko, BC (4-3 win vs. PC)

Semifinals:

Steve Heinze, BC ! (3/10/89 vs. PC)
Luke Vitale, Maine (3/10/89 vs. NU)
Bill Guerin, BC ! (3/9/90 vs. UNH)
Steve Tepper, Maine (3/8/90 vs. NU)
Justin Maiser, BU (3/14/03 vs. BC)
Andrew Alberts, BC * (3/18/05 vs. Maine)
Bobby Butler, UNH ! (3/16/07 vs. UMass)
Benn Ferriero, BC (3/21/08 vs. UNH)
Chris Auger, UML (3/20/09 vs. NU)
A.J. White, UML (3/18/16 vs. PC - 3OT)
Patrick Curry, BU (3/16/18 vs. BC)
Brandon Duhaime, PC (3/16/18 vs. NU)
Zach Solow, NU (3/22/19 vs. BU)
Matt Brown, UML (3/17/21 at BC - 2OT)

Championship Game:

Steve Rooney, PC (3/16/85 vs. BC)
Shawn McEachern, BU (3/10/91 vs. Maine)
Blake Bellefeuille, BC (3/20/99 vs. UNH)
Tyson Teplitzky, UNH * (3/15/03 vs. BU)
Ben Murphy, Maine (3/20/04 vs. UMass)
Brandon Yip, BU ! (3/18/06 vs. BC)
Matt Lombardi, BC (3/20/10 vs. Maine)

Consolation Game:

Mike Murray, UML (3/20/93 vs. UNH)
* – defenseman
! – rookie

HOCKEY EAST TOURNAMENT GOALTENDER SUPERLATIVES

SHUTOUTS

Opening Round:

Martin Ouellette, Maine (3/8/14; 2-0 vs. MC - 29 saves)
 Danny Tirone, UNH ! (3/7/15; 2-0 vs. UConn - 19 saves)
 Cal Petersen, ND ! (3/8/15 vs. UMass - 23 saves)
 Collin Delia, MC (3/3/17 vs. UNH - 25 saves)
 Stefanos Lekkas, UVM ! (3/3/17 vs. ME - 31 saves)
 Hayden Hawkey, PC (3/3/17 vs. UMA - 22 saves)
 Danny Tirone, UNH (3/4/17 vs. MC - 44 saves)

Quarterfinals:

Chris Terreri, PC (3/11/85; 3-0 vs. NU - 31 saves)
 Pat Szturm, UNH (3/2/90; 2-0 at PC - 33 saves)
 Scott King, Maine (3/3/90; 16-0 vs. UL - 21 saves)
 Brad Mullahy, PC (3/6/92; 7-0 vs. UML - 15 saves)
 Dwayne Roloson, UML (3/11/94; 3-0 vs. MC - 34 saves)
 Scott Clemmensen, BC (3/11/99; 5-0 vs. UML - 26 saves)
 Scott Clemmensen, BC (3/9/01; 1-0 vs. MC - 23 saves)
 Matti Kaltiainen, BC (3/12/04; 4-0 vs. BU - 14 saves)
 Mike Ayers, UNH (3/13/04; 1-0 vs. PC - 19 saves)
 Jeff Pietrasiak, UNH (3/11/05; 4-0 vs. NU - 29 saves)
 John Curry, BU (3/12/05; 2-0 vs. PC - 20 saves)
 John Curry, BU (3/13/05; 2-0 vs. PC - 22 saves)
 Kevin Regan, UNH (3/9/06; 4-0 vs. PC - 27 saves)
 Kevin Regan, UNH (3/8/07; 4-0 vs. PC - 42 saves)
 Cory Schneider, BC (3/8/07; 3-0 vs. NU - 25 saves)
 Kevin Regan, UNH (3/9/07; 6-0 vs. PC - 42 saves)
 John Curry, BU (3/9/07; 2-0 vs. UVM - 29 saves)
 Joe Fallon, UVM (3/14/08; 1-0 vs. NU - 20 saves)
 John Muse, BC (3/14/09; 1-0 vs. UNH - 31 saves)
 Rob Madore, UVM (3/13/10; 1-0 vs. UNH - 17 saves)
 Dave Wilson, Maine (3/13/10; 2-0 vs. UML - 23 saves)
 Rob Madore, UVM (3/14/10; 1-0 vs. UNH - 34 saves)
 Kieran Millan, BU (3/14/10; 3-0 vs. Merrimack - 34 saves)
 Alex Beaudry, PC (3/11/12; 1-0 at UML - 29 saves)
 Sean Maguire, BU (3/15/13; 3-0 vs. MC - 30 saves)
 Casey DeSmith, UNH (3/14/14; 1-0 vs. NU - 27 saves)
 Kevin Boyle, UML (3/13/15; 5-0 vs. ND - 21 saves)
 Brody Hoffman, UVM (3/15/15; 1-0 at BC - 36 saves)
 Thatcher Demko, BC (3/11/16; 3-0 vs. UVM - 36 saves)
 Kevin Boyle, UML (3/12/16; 5-0 vs. BU - 24 saves)
 Nick Ellis, PC (3/12/16; 2-0 vs. MC - 20 saves)
 Joseph Woll, BC ! (3/10/17 vs. UVM - 22 saves)
 Cal Petersen, ND (3/10/17 vs. PC - 43 saves)
 Joseph Woll, BC (3/8/18 vs. MC - 37 saves)
 Jake Oettinger, BU (3/15/19 vs. UML - 25 saves)
 Filip Lindberg, UMA (3/16/19 vs. UNH - 18 saves)

Semifinals:

Derek Herlofsky, BU (3/19/93; 2-0 vs. UNH - 26 saves)
 Sean Matile, UNH ! (3/14/97; 4-0 vs. BC - 30 saves)
 Jimmy Howard, Maine (3/19/04; 1-0 vs. BU - 21 saves)
 John Muse, BC (3/19/10; 3-0 vs. UVM - 30 saves)
 Connor Hellebuyck, UML (3/21/14; 4-0 vs. UND - 35 saves)

Championship Game:

Mike Ayers, UNH (3/15/03; 1-0 vs. BU - 24 saves)
 John Muse, BC ! (3/22/08; 4-0 vs. UVM - 29 saves)
 Kieran Millan, BU ! (3/21/09; 1-0 vs. UML - 32 saves)
 Connor Hellebuyck, UML ! (3/23/13; 1-0 vs. BU - 36 saves)
 Connor Hellebuyck, UML (3/22/14; 4-0 vs. UNH - 30 saves)
 Jake Oettinger, BU (3/17/18; 2-0 vs. PC - 30 saves)
 Filip Lindberg, UMass (3/20/21; 1-0 vs. UML - 16 saves)

! - rookie

40+ SAVES

Date	Goalie	Team	Opp.	Svs.	Result	Rd
3/6/15	Cal Petersen	ND	UMA	87	L, 3-4 (5OT)	O
3/6/15	Steve Mastalerz	UMA	at ND	75	W, 4-3 (5OT)	O
3/11/12	Kieran Millan	BU	UNH	68	W, 5-4 (2OT)	Q
3/16/85	Chris Terreri	PC	BC	65	W, 2-1 (2OT)	F
3/7/15	Rasmus Tirronen	MC	at NU	63	W, 2-1 (OT)	O
3/19/04	Jimmy Howard	ME	UMass	63	W, 2-1 (3OT)	F
3/21/08	Kevin Regan	UNH	BC	62	L, 4-5 (3OT)	S
3/9/02	Joe Exter	MC	at UNH	62	L, 4-5 (OT)	Q
3/10/06	Tyler Sims	PC	at UNH	59	L, 1-2 (2OT)	Q
3/19/04	Gabe Winer	UMA	ME	59	L, 1-2 (3OT)	F
3/18/16	Kevin Boyle	UML	PC	58	W, 2-1 (3OT)	S
3/7/97	Brian Regan	UMA	at UNH	55	L, 1-5	Q
3/11/05	Tyler Sims !	PC	at BU	51	W, 4-1	Q
3/14/15	Rasmus Tirronen	MC	BU	50	L, 0-4	Q
3/8/92	Jeff Levy	UNH	NU	50	W, 4-2	Q
3/14/10	Brian Foster	UNH	UVM	50	L, 0-1	Q
3/11/12	Casey DeSmith	UNH	at BU	50	L, 4-5 (2OT)	Q
3/16/19	Mike Robinson	UNH	at UMA	48	L, 4-5 (OT)	Q
3/11/01	Sean Fields !	BU	at PC	48	L, 3-4 (2OT)	Q
3/4/16	Danny Tirone	UNH	MC	47	L, 2-3 (OT)	O
3/7/15	Clay Witt	NU	MC	47	L, 1-2 (OT)	O
3/17/95	Bob Bell	PC	ME	47	W, 7-3	S
3/10/00	Tom Welby	MC	at UNH	47	L, 2-3 (OT)	Q
3/9/12	Kieran Millan	BU	UNH	47	L, 2-3 (2OT)	Q
3/12/22	Devon Levi	NU	BC	46	W, 3-2	Q
3/4/16	Nic Reynard	UMA	BU	46	L, 1-2 (OT)	O
3/14/03	Sean Fields	BU	BC	46	W, 6-5 (2OT)	S
3/12/22	Matt Murray	UMA	PC	45	W, 4-2	Q
3/2/18	Danny Tirone	UNH	at ME	45	L, 1-4	O
3/3/16	Danny Tirone	UNH	MC	45	W, 3-1	O
3/4/90	Yannick Gosselin !	MC	at BC	45	W, 6-3	Q
3/13/98	Marc Robitaille	NU	UML	45	W, 3-2	Q
3/9/22	Eric Dop	BC	UNH	44	W, 4-3 (OT)	O
3/4/17	Danny Tirone	UNH	at MC	44	W, 5-2	O
3/4/17	Danny Tirone	UNH	at MC	44	W, 4-0	O
3/9/02	Nolan Schaefer	PC	at BU	44	L, 2-4	Q
3/22/13	Sean Maguire	BU	BC	44	W, 6-3	S
3/18/21	Spencer Knight	BC	UML	43	L, 5-6 (2OT)	S
3/10/17	Cal Petersen	ND	PC	43	W, 5-0	Q
3/12/16	Packy Munson	UVM	at BC	43	W, 4-2	Q
3/11/89	Rich Burchill	NU	PC	43	L, 2-3	C
3/11/89	Matt Delguidice	ME	at BC	43	W, 5-4	F
3/15/98	Martin Fillion	UML	at NU	43	W, 5-1	Q
3/12/99	Markus Helanen	UMA	at ME	43	L, 2-5	Q
3/10/01	Joe Exter !	MC	at BC	43	L, 1-5	Q
3/22/19	Jake Oettinger	BU	vs. NU	42	L, 1-2 (OT)	S
3/17/17	Joseph Woll	BC	vs. BU	42	W, 3-2	S
3/18/16	Nick Ellis	PC	UML	42	L, 1-2 (3OT)	S
3/7/15	Rob Nichols	UConn	at UNH	42	L, 0-2	O
3/8/86	Greg Rota	UNH	at BU	42	L 3-4	Q
3/12/95	Martin Legault	MC	at BU	42	L 3-4	Q
3/7/97	Greg Taylor	BC	at MC	42	W 5-3	Q
3/17/01	Nolan Schaefer	PC	BC	42	L 3-5	F
3/8/02	Joe Exter	MC	at UNH	42	L 1-6	Q
3/15/13	Sam Marotta	MC	at BU	42	L 0-3	Q
3/15/13	Sam Marotta	NC	at BU	42	L, 0-3	Q
3/15/19	Cayden Primeau	NU	vs. ME	41	W, 2-1 (OT)	Q
3/16/18	Joseph Woll	BC	vs. BU	41	L, 3-4 (OT)	S
3/8/85	Dana DeMole	UML	at UNH	41	W 7-6	Q
3/7/92	Scott Lagrand	BC	at BU	41	W 5-2	Q
3/13/98	Boyd Ballard !	PC	at BC	41	L 3-6	Q
3/7/03	Nolan Schaefer	PC	BU	41	L+ 4-5	Q
3/9/12	Joe Cannata	MC	at ME	41	L 1-2	Q
3/17/12	Parker Milner	BC	vs. ME	41	W, 4-1	F
3/14/21	Jaxson Stauber	PC	at UC	40	W, 6-1	Q
3/3/18	Danny Tirone	UNH	at ME	40	L, 2-3	O
3/6/16	Danny Tirone	UNH	MC	40	L, 1-2	O
3/13/15	Rasmus Tirronen	MC	vs. BU	40	L, 2-6	Q
3/16/87	Al Loring	ME	BC	40	L, 2-4	F
3/10/89	Scott King	ME	NU	40	W, 3-2 (OT)	S
3/12/94	Greg Taylor !	BC	at UNH	40	L, 5-6 (2OT)	Q
3/18/95	Bob Bell	PC	BU	40	L, 2-3	F
3/6/97	Greg Taylor	BC	at MC	40	W, 7-6	Q
3/13/99	Tom Welby	MC	at UNH	40	L, 4-5	Q
3/11/99	Markus Helanen	UMA	at ME	40	L, 1-3	Q
3/15/03	Sean Fields	BU	UNH	40	L+, 0-1	F
3/13/99	Tom Welby	MC	at UNH	40	L, 4-5	Q

Note: Consolation games are not included in column grid, but are reflected in total records
There was no Tournament held in 2020 due to the COVID-19 Pandemic

Boston College

	OR	QF	Semi	Final	All-Time
vs. BU:	0-0	2-4-0	2-4	0-2	4-10-0
vs. UConn:	0-0	0-0-0	0-0	0-0	0-0-0
vs. Maine:	0-0	0-2-0	3-1	5-2	8-5-0
vs. UMass:	0-1	8-0-0	1-0	0-0	9-1-0
vs. UML:	0-0	2-1-1	3-1	0-1	5-3-2
vs. MC:	0-0	10-1-0	1-0	1-0	12-1-0
vs. UNH:	1-0	3-2-0	3-1	3-0	10-3-0
vs. NU:	0-0	4-2-0	2-1	0-1	6-4-0
vs. ND:	0-0	1-2-0	0-0	0-0	1-2-0
vs. PC:	0-0	6-3-0	2-0	1-1	9-4-0
vs. UVM:	0-0	9-3-0	1-0	1-0	11-3-0
Total:	1-0	45-20-1	18-8	11-7	75-36-2

Playoff appearances (last): 37 (2022)
Quarterfinal appearances: 32 (2022)
Semifinal appearances: 27 (2021)
Consolation appearances: 1 (1997)
Title game appearances: 18 (2019)
Championships: 11 (2012)

MATCH UPS

Number of seasons faced an opponent in a given round
(Year of last meeting in parentheses)
All series count as one meeting

	OR	QF	Semi	Final	All-Time
vs. BU	-	3 ('04)	6 ('18)	2 ('06)	11 ('18)
vs. UConn	-	-	-	-	-
vs. Maine	-	1 ('02)	4 ('06)	7 ('12)	12 ('12)
vs. UMA	1 ('95)	4 ('12)	1 ('19)	-	6 ('19)
vs. UML	-	2 ('99)	4 ('21)	1 ('17)	7 ('21)
vs. MC	-	5 ('18)	1 ('98)	1 ('11)	7 ('18)
vs. UNH	1 ('22)	3 ('21)	4 ('08)	3 ('07)	11 ('22)
vs. NU	-	4 ('22)	3 ('16)	1 ('19)	8 ('22)
vs. ND	-	1 ('14)	-	-	1 ('14)
vs. PC	-	4 ('19)	2 ('12)	2 ('01)	8 ('19)
vs. UVM	-	5 ('17)	1 ('10)	1 ('08)	7 ('17)

SEEDING PERFORMANCE

	Years (Last)	Record
No. 1 Seed	16 (2021)	32-13
No. 2 Seed	5 (2013)	16-2
No. 3 Seed	5 (2017)	14-5
No. 4 Seed	1 (2008)	4-0
No. 5 Seed	4 (1997)	3-5-2
No. 6 Seed	3 (2009)	2-5
No. 7 Seed	2 (2019)	3-4
No. 8 Seed	2 (2022)	1-2
No. 9 Seed	-	-
No. 10 Seed	-	-
No. 11 Seed	-	-

Boston University

	OR	QF	Semi	Final	All-Time
vs. BC:	0-0	4-2-0	4-2	2-0	10-4-0
vs. UConn:	0-0	2-1-0	0-0	0-0	2-1-0
vs. Maine:	0-0	6-1-0	0-6	1-1	7-8-0
vs. UMass:	2-0	6-0-0	0-0	0-0	8-0-0
vs. UML:	0-0	4-5-0	2-0	3-1	11-7-0
vs. MC:	0-0	9-3-0	0-0	0-0	9-3-0
vs. UNH:	0-0	3-1-1	3-1	1-1	7-3-1
vs. NU:	0-0	7-4-0	1-1	0-0	8-5-0
vs. ND:	0-1	0-0-0	0-0	0-0	0-1-0
vs. PC:	0-0	8-8-0	2-2	2-0	12-10-0
vs. UVM:	0-0	2-1-0	0-1	0-0	2-2-0
Total:	2-1	51-26-1	12-13	9-3	76-43-1

Playoff appearances (last): 36 (2022)
Quarterfinal appearances: 34 (2022)
Semifinal appearances: 25 (2019)
Consolation appearances: 2 (1996)
Title game appearances: 12 (2018)
Championships: 9 (2018)

MATCH UPS

Number of seasons faced an opponent in a given round
(Year of last meeting in parentheses)
All series count as one meeting

	OR	QF	Semi	Final	All-Time
vs. BC	-	3 ('04)	6 ('18)	2 ('06)	11 ('18)
vs. UConn	-	2 ('22)	-	-	2 ('22)
vs. Maine	-	3 ('09)	6 ('12)	2 ('93)	11 ('12)
vs. UMass	1 ('16)	3 ('06)	-	-	4 ('16)
vs. UML	-	3 ('21)	2 ('97)	4 ('15)	11 ('21)
vs. MC	-	6 ('15)	-	-	6 ('15)
vs. UNH	-	2 ('12)	4 ('15)	2 ('03)	8 ('15)
vs. NU	-	5 ('17)	2 ('19)	-	7 ('19)
vs. ND	1 ('14)	-	-	-	1 ('14)
vs. PC	-	7 ('05)	4 ('96)	2 ('18)	13 ('18)
vs. UVM	-	1 ('07)	1 ('08)	-	2 ('08)

SEEDING PERFORMANCE

	Years (Last)	Record
No. 1 Seed	8 (2015)	26-5
No. 2 Seed	9 (2021)	20-9-1
No. 3 Seed	8 (2013)	15-13
No. 4 Seed	3 (2018)	4-2
No. 5 Seed	5 (2022)	6-8
No. 6 Seed	1 (2001)	1-2
No. 7 Seed	-	-
No. 8 Seed	1 (2004)	2-2
No. 9 Seed	1 (2014)	0-1
No. 10 Seed	-	-
No. 11 Seed	-	-

UConn

	OR	QF	Semi	Final	All-Time
vs. BC:	0-0	0-0	0-0	0-0	0-0
vs. BU:	0-0	1-2	0-0	0-0	1-2
vs. Maine:	0-0	0-0	0-0	0-0	0-0
vs. UMass:	0-0	0-0	0-0	0-0	0-0
vs. UML:	0-0	0-0	0-0	0-0	0-0
vs. MC:	0-0	0-0	0-0	0-0	0-0
vs. UNH:	0-2	0-0	0-0	0-0	0-4
vs. NU:	0-2	0-0	0-0	0-0	0-2
vs. ND:	0-0	0-0	0-0	0-0	0-0
vs. PC:	0-0	0-1	0-0	0-0	0-1
vs. UVM:	0-2	0-0	0-0	0-0	0-0
Total:	0-6	1-3	0-0	0-0	1-9

Playoff appearances (last): 5 (2021)
 Quarterfinal appearances: 2 (2021)
 Semifinal appearances: 1 (N/A)
 Consolation appearances: -
 Title game appearances: -
 Championships: -

MATCH UPS

Number of seasons faced an opponent in a given round
 (Year of last meeting in parentheses)
 All series count as one meeting

	OR	QF	Semi	Final	All-Time
vs. BC	-	-	-	-	-
vs. BU	-	2 ('22)	-	-	2 ('22)
vs. Maine	-	-	-	-	-
vs. UMass	-	-	-	-	-
vs. UML	-	-	-	-	-
vs. MC	-	-	-	-	-
vs. UNH	1 ('15)	-	-	-	1 ('15)
vs. NU	1 ('17)	-	-	-	1 ('17)
vs. ND	-	-	-	-	-
vs. PC	-	1 ('21)	-	-	1 ('21)
vs. UVM	1 ('16)	-	-	-	1 ('16)

SEEDING PERFORMANCE

	Years (Last)	Record
No. 1 Seed	-	-
No. 2 Seed	-	-
No. 3 Seed	-	-
No. 4 Seed	2 (2021)	1-1
No. 5 Seed	1 (2018)	0-2
No. 6 Seed	-	-
No. 7 Seed	-	-
No. 8 Seed	1 (2016)	0-2
No. 9 Seed	2 (2017)	0-4
No. 10 Seed	-	-
No. 11 Seed	-	-
No. 12 Seed	-	-

Maine

	OR	QF	Semi	Final	All-Time
vs. BC:	0-0	2-0	1-3	2-5	5-8-0
vs. BU:	0-0	1-6	6-0	1-1	8-7-0
vs. UConn:	0-0	0-0	0-0	0-0	0-0-0
vs. UMass:	0-0	3-4	0-0	1-0	4-4-0
vs. UML:	0-0	9-3	4-0	0-0	14-3-0
vs. MC:	1-1	5-3	0-0	0-0	6-4-0
vs. UNH:	2-1	4-0	0-0	1-1	7-2-0
vs. NU:	0-2	4-0	2-0	0-1	6-3-0
vs. ND:	0-0	0-0	0-0	0-0	0-0-0
vs. PC:	0-0	3-6	2-2	0-1	5-9-0
vs. UVM:	1-4	0-0	0-0	0-0	1-4-0
Total:	4-8	31-22	15-5	5-9	56-44-0

Playoff appearances (last): 34 (2022)
 Quarterfinal appearances: 27 (2018)
 Semifinal appearances: 19 (2012)
 Consolation appearances: 1 (1995)
 Title game appearances: 14 (2012)
 Championships: 5 (2004)

MATCH UPS

Number of seasons faced an opponent in a given round
 (Year of last meeting in parentheses)
 All series count as one meeting

	OR	QF	Semi	Final	All-Time
vs. BC	-	1 ('02)	4 ('06)	7 ('12)	12 ('12)
vs. BU	-	3 ('09)	6 ('12)	2 ('93)	11 ('12)
vs. UConn	-	-	-	-	-
vs. UMass	-	4 ('07)	-	1 ('04)	5 ('07)
vs. UML	-	6 ('13)	4 ('98)	-	11 ('13)
vs. MC	2 ('22)	4 ('12)	-	-	6 ('22)
vs. UNH	2 ('21)	2 ('98)	-	2 ('02)	6 ('21)
vs. NU	1 ('16)	2 ('01)	2 ('91)	1 ('88)	6 ('16)
vs. ND	-	-	-	-	-
vs. PC	-	5 ('18)	3 ('01)	1 ('96)	9 ('18)
vs. UVM	2 ('17)	-	-	-	2 ('17)

SEEDING PERFORMANCE

	Years (Last)	Record
No. 1 Seed	4 (1995)	11-2
No. 2 Seed	7 (2006)	17-5
No. 3 Seed	4 (2003)	8-5
No. 4 Seed	4 (2012)	12-5
No. 5 Seed	3 (2011)	0-6
No. 6 Seed	3 (2018)	6-5
No. 7 Seed	1 (1985)	0-2
No. 8 Seed	4 (2021)	1-7
No. 9 Seed	-	-
No. 10 Seed	1 (2015)	1-2
No. 11 Seed	3 (2022)	0-5
No. 12 Seed	-	-

Massachusetts

	OR	QF	Semi	Final	All-Time
vs. BC:	1-0	0-8	0-1	0-0	1-9-0
vs. BU:	0-2	0-6	0-0	0-0	0-8-0
vs. UConn:	0-0	0-0	0-0	0-0	0-0-0
vs. Maine:	0-0	4-3	0-0	0-1	4-4-0
vs. UML:	0-0	2-0	0-0	1-0	3-0-0
vs. MC:	0-0	0-0	0-0	0-0	0-0-0
vs. UNH:	0-0	2-4	1-2	0-0	3-6-0
vs. NU:	0-0	2-4	0-0	0-0	2-4-0
vs. ND:	1-2	0-0	0-0	0-0	1-2-0
vs. PC:	0-2	1-0	1-0	0-0	2-2-0
vs. UVM:	2-2	0-0	0-0	0-0	2-2-0
Total:	4-8	11-25	2-3	1-1	18-37-0

Playoff appearances (last): 23 (2021)
 Quarterfinal appearances: 18 (2021)
 Semifinal appearances: 6 (2021)
 Consolation appearances: --
 Title game appearances: 2 (2021)
 Championships: --

MATCH UPS

Number of seasons faced an opponent in a given round
 (Year of last meeting in parentheses)
 All series count as one meeting

	OR	QF	Semi	Final	All-Time
vs. BC	1 ('95)	4 ('11)	-	-	5 ('11)
vs. BU	1 ('16)	3 ('06)	1 ('19)	-	5 ('19)
vs. UConn	-	-	-	-	-
vs. Maine	-	4 ('07)	-	1 ('04)	5 ('07)
vs. UML	-	1 ('04)	-	1 ('21)	2 ('21)
vs. MC	-	-	-	-	-
vs. UNH	-	3 ('19)	3 ('07)	-	6 ('19)
vs. NU	-	3 ('21)	-	-	3 ('21)
vs. ND	1 ('15)	-	-	-	-
vs. PC	1 ('17)	1 ('22)	1 ('21)	-	3 ('22)
vs. UVM	2 ('18)	-	-	-	2 ('18)

SEEDING PERFORMANCE

	Years (Last)	Record
No. 1 Seed	1 (2019)	2-1
No. 2 Seed	1 (N/A)	1-0
No. 3 Seed	3 (2021)	6-1
No. 4 Seed	1 (2007)	2-1
No. 5 Seed	-	-
No. 6 Seed	1 (2003)	2-1
No. 7 Seed	4 (2010)	1-8
No. 8 Seed	8 (2018)	2-17
No. 9 Seed	1 (1995)	1-1
No. 10 Seed	1 (2014)	0-1
No. 11 Seed	-	-
No. 12 Seed	3 (2017)	1-6

UMass Lowell

	OR	QF	Semi	Final	All-Time
vs. BC:	0-0	1-2-1	1-3	1-0	3-5-2
vs. BU:	0-0	5-4-0	0-2	1-3	6-9-0
vs. UConn:	0-0	0-0-0	0-0	0-0	0-0-0
vs. Maine:	0-0	3-9-0	0-4	0-0	3-13-0
vs. UMass:	0-0	0-2-0	0-0	0-1	0-3-0
vs. MC:	0-2	3-0-0	0-0	0-0	3-2-0
vs. UNH:	0-0	5-5-0	1-1	1-0	7-6-0
vs. NU:	0-0	8-3-0	2-1	0-1	10-5-0
vs. ND:	0-0	2-1-0	2-0	0-0	4-1-0
vs. PC:	0-0	4-3-1	2-0	0-0	6-3-1
vs. UVM:	1-0	4-1-0	1-0	0-0	6-1-0
Total:	1-2	36-30-2	9-11	3-5	50-51-3

Playoff appearances (last): 32 (2018)
 Quarterfinal appearances: 30 (2021)
 Semifinal appearances: 20 (2021)
 Consolation appearances: 6 (1997)
 Title game appearances: 8 (2021)
 Championships: 3 (2017)

MATCH UPS

Number of seasons faced an opponent in a given round
 (Year of last meeting in parentheses)
 All series count as one meeting

	OR	QF	Semi	Final	All-Time
vs. BC	-	2 ('99)	4 ('21)	1 ('17)	7 ('21)
vs. BU	-	4 ('21)	2 ('97)	4 ('15)	12 ('21)
vs. UConn	-	-	-	-	-
vs. Maine	-	6 ('13)	4 ('98)	-	11 ('13)
vs. UMass	-	1 ('04)	-	1 ('21)	2 ('21)
vs. MC	1 ('18)	2 ('22)	-	-	3 ('22)
vs. UNH	-	4 ('17)	2 ('02)	1 ('14)	8 ('17)
vs. NU	-	5 ('02)	2 ('09)	1 ('16)	8 ('16)
vs. ND	-	1 ('15)	2 ('17)	-	3 ('17)
vs. PC	-	4 ('12)	2 ('14)	-	7 ('16)
vs. UVM	1 ('21)	2 ('14)	1 ('15)	-	4 ('21)

SEEDING PERFORMANCE

	Years (Last)	Record
No. 1 Seed	2 (2017)	8-0
No. 2 Seed	5 (2014)	10-7
No. 3 Seed	1 (N/A)	1-0
No. 4 Seed	5 (2019)	13-9-2
No. 5 Seed	7 (2010)	10-14
No. 6 Seed	5 (2004)	4-8-1
No. 7 Seed	6 (2021)	4-10
No. 8 Seed	1 (2003)	0-2
No. 9 Seed	-	-
No. 10 Seed	-	-
No. 11 Seed	-	-
No. 12 Seed	-	-

Merrimack

	OR	QF	Semi	Final	All-Time
vs. BC:	0-0	1-10	0-1	0-1	1-12-0
vs. BU:	0-0	3-9	0-0	0-0	3-9-0
vs. UConn:	0-0	0-0	0-0	0-0	0-0-0
vs. Maine:	1-1	3-5	0-0	0-0	4-6-0
vs. UMass:	0-0	0-0	0-0	0-0	0-0-0
vs. UML:	2-0	0-3	0-0	0-0	2-3-0
vs. UNH:	3-3	0-8	1-0	0-0	4-11-0
vs. NU:	2-0	0-0	0-0	0-0	2-0-0
vs. ND:	0-0	0-0	0-0	0-0	0-0-0
vs. PC:	0-0	0-2	0-0	0-0	0-2-0
vs. UVM:	0-0	0-0	0-0	0-0	0-0-0
Total:	8-4	7-37	1-1	0-1	16-43-0

Playoff appearances (last): 24 (2022)
 Quarterfinal appearances: 22 (2022)
 Semifinal appearances: 2 (2011)
 Consolation appearances: -
 Title game appearances: 1 (2011)
 Championships: --

MATCH UPS

Number of seasons faced an opponent in a given round
 (Year of last meeting in parentheses)
 All series count as one meeting

	OR	QF	Semi	Final	All-Time
vs. BC	-	5 ('18)	1 ('98)	1 ('11)	7 ('18)
vs. BU	-	6 ('15)	-	-	6 ('15)
vs. UConn	-	-	-	-	-
vs. Maine	2 ('22)	4 ('12)	-	-	6 ('22)
vs. UMass	-	-	-	-	-
vs. UML	1 ('18)	2 ('22)	-	-	3 ('22)
vs. UNH	2 ('17)	4 ('02)	1 ('11)	-	7 ('17)
vs. NU	1 ('15)	-	-	-	-
vs. ND	-	-	-	-	-
vs. PC	-	-	-	-	-
vs. UVM	-	-	-	-	-

SEEDING PERFORMANCE

	Years (Last)	Record
No. 1 Seed	-	-
No. 2 Seed	-	-
No. 3 Seed	-	-
No. 4 Seed	2 (2011)	3-3
No. 5 Seed	1 (2012)	1-2
No. 6 Seed	5 (2022)	2-8
No. 7 Seed	7 (2017)	3-14
No. 8 Seed	6 (2002)	3-11
No. 9 Seed	-	-
No. 10 Seed	1 (2018)	2-2
No. 11 Seed	2 (2015)	2-3
No. 12 Seed	-	-

New Hampshire

	OR	QF	Semi	Final	All-Time
vs. BC:	0-1	2-3-0	1-3	0-3	3-10-0
vs. BU:	0-0	1-3-1	1-3	1-1	3-7-1
vs. UConn:	2-0	0-0-0	0-0	0-0	2-0-0
vs. Maine:	1-2	0-4-0	0-0	1-1	2-7-0
vs. UMass:	0-0	4-0-0	2-1	0-0	6-1-0
vs. UML:	0-0	5-5-0	1-1	0-1	6-7-0
vs. MC:	3-3	8-0-0	0-1	0-0	11-4-0
vs. NU:	0-0	5-2-0	0-0	0-0	5-2-0
vs. ND:	0-0	0-0-0	0-0	0-0	0-0-0
vs. PC:	0-0	11-7-0	3-0	0-0	14-7-0
vs. UVM:	0-0	3-2-0	0-0	0-0	3-2-0
Total:	6-6	39-26-1	8-9	2-6	55-48-2

Playoff appearances (last): 35 (2022)
 Quarterfinal appearances: 32 (2021)
 Semifinal appearances: 17 (2015)
 Consolation appearances: 2 (1994)
 Title game appearances: 8 (2008)
 Championships: 2 (2003)

MATCH UPS

Number of seasons faced an opponent in a given round
 (Year of last meeting in parentheses)
 All series count as one meeting

	OR	QF	Semi	Final	All-Time
vs. BC	1 ('22)	3 ('21)	4 ('08)	3 ('07)	11 ('22)
vs. BU	-	2 ('12)	4 ('15)	2 ('03)	8 ('15)
vs. UConn	1 ('15)	-	-	-	-
vs. Maine	2 ('21)	2 ('98)	-	2 ('02)	6 ('21)
vs. UMass	-	2 ('08)	3 ('07)	-	5 ('08)
vs. UML	-	4 ('17)	2 ('02)	1 ('14)	8 ('17)
vs. MC	2 ('17)	4 ('02)	1 ('11)	-	7 ('17)
vs. NU	-	4 ('14)	-	-	5 ('14)
vs. ND	-	-	-	-	-
vs. PC	-	8 ('15)	3 ('14)	-	11 ('15)
vs. UVM	-	2 ('11)	-	-	2 ('11)

SEEDING PERFORMANCE

	Years (Last)	Record
No. 1 Seed	6 (2010)	17-5
No. 2 Seed	4 (2011)	9-4
No. 3 Seed	6 (2009)	7-9-1
No. 4 Seed	6 (2014)	10-10
No. 5 Seed	2 (1991)	2-3
No. 6 Seed	3 (2012)	1-5
No. 7 Seed	1 (1986)	0-1-1
No. 8 Seed	1 (2015)	2-1
No. 9 Seed	2 (2022)	1-2
No. 10 Seed	2 (2017)	4-5
No. 11 Seed	1 (2018)	0-2
No. 12 Seed	-	-

Northeastern

	OR	QF	Semi	Final	All-Time
vs. BC:	0-0	2-4	1-2	1-0	3-6-0
vs. BU:	0-0	4-7	1-1	0-0	5-8-0
vs. UConn:	2-0	0-0	0-0	0-0	2-0-0
vs. Maine:	2-0	2-4	0-2	1-0	5-6-0
vs. UMass:	0-0	4-2	0-0	0-0	4-2-0
vs. UML:	0-0	3-8	1-2	1-0	4-10-0
vs. MC:	0-2	0-0	0-0	0-0	0-2-0
vs. UNH:	0-0	2-5	0-0	0-0	2-5-1
vs. ND:	0-0	2-0	0-0	0-0	2-0-0
vs. PC:	0-0	2-2	0-1	0-0	2-4-0
vs. UVM:	0-0	1-2	0-0	0-0	1-2-0
Total:	4-2	22-34	3-8	3-0	32-45-1

Playoff appearances (last): 29 (2021)
 Quarterfinal appearances: 27 (2021)
 Semifinal appearances: 11 (2019)
 Consolation appearances: 2 (1994)
 Title game appearances: 3 (2019)
 Championships: 3 (2019)

MATCH UPS

Number of seasons faced an opponent in a given round
 (Year of last meeting in parentheses)
 All series count as one meeting

	OR	QF	Semi	Final	All-Time
vs. BC	-	4 ('22)	3 ('16)	1 ('19)	8 ('22)
vs. BU	-	5 ('17)	2 ('19)	-	7 ('19)
vs. UConn 1 ('17)	-	-	-	-	1 ('17)
vs. Maine 1 ('16)	3 ('19)	2 ('91)	1 ('88)	7 ('19)	
vs. UMass	-	3 ('21)	-	-	3 ('21)
vs. UML	-	5 ('02)	2 ('09)	1 ('16)	8 ('16)
vs. MC 1 ('15)	-	-	-	-	1 ('15)
vs. UNH	-	4 ('14)	-	-	5 ('14)
vs. ND	-	-	-	-	-
vs. PC	-	2 ('94)	1 ('18)	-	3 ('18)
vs. UVM	-	1 ('08)	-	-	1 ('08)

SEEDING PERFORMANCE

	Years (Last)	Record
No. 1 Seed	1 (N/A)	1-0
No. 2 Seed	3 (2018)	6-4
No. 3 Seed	3 (2019)	6-3
No. 4 Seed	3 (1998)	3-4-1
No. 5 Seed	3 (2014)	3-5
No. 6 Seed	9 (2021)	10-15
No. 7 Seed	4 (2007)	0-7
No. 8 Seed	4 (2017)	3-7
No. 9 Seed	-	-
No. 10 Seed	-	-
No. 11 Seed	-	-
No. 12 Seed	-	-

Providence

	OR	QF	Semi	Final	All-Time
vs. BC:	0-0	3-6-0	0-2	1-1	4-9-0
vs. BU:	0-0	8-8-0	2-2	0-2	10-12-0
vs. UConn:	0-0	1-0-0	0-0	0-0	1-0-0
vs. Maine:	0-0	6-3-0	2-2	1-0	9-5-0
vs. UMass:	2-0	0-1-0	0-1	0-0	2-2-0
vs. UML:	0-0	3-4-1	0-2	0-0	3-7-1
vs. MC:	0-0	2-0-0	0-0	0-0	2-0-0
vs. UNH:	0-0	7-11-0	0-3	0-0	7-14-0
vs. NU:	0-0	2-2-0	1-0	0-0	4-2-0
vs. ND:	0-0	0-2-0	0-0	0-0	0-2-0
vs. UVM:	1-0	0-0-0	0-0	0-0	1-0-0
Total:	3-0	32-37-1	5-12	2-3	43-53-1

Playoff appearances (last): 34 (2022)
 Quarterfinal appearances: 33 (2022)
 Semifinal appearances: 16 (2021)
 Consolation appearances: 1 (1986)
 Title game appearances: 5 (2018)
 Championships: 2 (1996)

MATCH UPS

Number of seasons faced an opponent in a given round
 (Year of last meeting in parentheses)
 All series count as one meeting

	OR	QF	Semi	Final	All-Time
vs. BC	-	4 ('19)	2 ('12)	2 ('01)	8 ('19)
vs. BU	-	7 ('05)	4 ('96)	2 ('18)	13 ('18)
vs. UConn	-	1 ('21)	-	-	1 ('21)
vs. Maine	-	5 ('18)	3 ('01)	1 ('96)	9 ('18)
vs. UMass 1 ('17)	1 ('22)	1 ('21)	-	-	3 ('22)
vs. UML	-	4 ('12)	2 ('16)	-	7 ('16)
vs. MC	-	1 ('16)	-	-	1 ('16)
vs. UNH	-	8 ('15)	3 ('14)	-	11 ('15)
vs. NU	-	2 ('94)	1 ('18)	-	3 ('18)
vs. ND	-	1 ('17)	-	-	1 ('17)
vs. UVM 1 ('22)	-	-	-	-	1 ('22)

SEEDING PERFORMANCE

	Years (Last)	Record
No. 1 Seed	-	-
No. 2 Seed	3 (2019)	4-5
No. 3 Seed	6 (2018)	13-7
No. 4 Seed	8 (2013)	14-12
No. 5 Seed	9 (2021)	4-14-1
No. 6 Seed	3 (1995)	4-4
No. 7 Seed	5 (2022)	4-9
No. 8 Seed	1 (2007)	0-2
No. 9 Seed	-	-
No. 10 Seed	-	-
No. 11 Seed	-	-
No. 12 Seed	-	-

Vermont

	OR	QF	Semi	Final	All-Time
vs. BC:	0-0	3-9	0-1	0-1	3-11-0
vs. BU:	0-0	1-2	1-0	0-0	2-2-0
vs. UConn:	2-0	0-0	0-0	0-0	2-0-0
vs. Maine:	4-1	0-0	0-0	0-0	4-1-0
vs. UMass:	2-2	0-0	0-0	0-0	2-2-0
vs. UML:	0-1	1-4	0-1	0-0	1-6-0
vs. MC:	0-0	0-0	0-0	0-0	0-0-0
vs. UNH:	0-0	2-3	0-0	0-0	2-3-0
vs. NU:	0-0	2-1	0-0	0-0	2-1-0
vs. UND:	0-0	0-0	0-0	0-0	0-0-0
vs. PC:	0-1	0-0	0-0	0-0	0-1-0
Total:	8-5	9-19	1-2	0-1	18-27-0

Playoff appearances (last): 14 (2022)

Quarterfinal appearances: 11 (2017)

Semifinal appearances: 3 (2015)

Title game appearances: 1 (2008)

Championships: --

MATCH UPS

Number of seasons faced an opponent in a given round

(Year of last meeting in parentheses)

All series count as one meeting

	OR	QF	Semi	Final	All-Time
vs. BC	-	4 ('17)	1 ('10)	1 ('08)	7 ('17)
vs. BU	-	1 ('07)	1 ('08)	-	2 ('08)
vs. UConn	-	-	-	-	-
vs. Maine	2 ('17)	-	-	-	2 ('17)
vs. UMass	2 ('18)	-	-	-	2 ('18)
vs. UML	1 ('21)	2 ('14)	1 ('15)	-	4 ('21)
vs. MC	-	-	-	-	-
vs. UNH	-	2 ('11)	-	-	2 ('11)
vs. NU	-	1 ('08)	-	-	1 ('08)
vs. ND	-	-	-	-	-
vs. PC	1 ('22)	-	-	-	1 ('22)

SEEDING PERFORMANCE

	Years (Last)	Record
No. 1 Seed	-	-
No. 2 Seed	-	-
No. 3 Seed	1 (2008)	3-2
No. 4 Seed	1 (2009)	0-2
No. 5 Seed	-	-
No. 6 Seed	3 (2017)	3-6
No. 7 Seed	4 (2015)	6-9
No. 8 Seed	1 (2010)	2-2
No. 9 Seed	2 (2018)	4-4
No. 10 Seed	2 (2022)	0-2
No. 11 Seed	-	-
No. 12 Seed	-	-

HOCKEY EAST TOURNAMENT TEAM ADVANCEMENT

Championships:

- 11 Boston College ('87, '90, '98, '99, '01, '05, '07, '08, '10, '11, '12)
- 9 Boston University ('86, '91, '94, '95, '97, '06, '09, '15, '18)
- 5 Maine ('89, '92, '93, '00, '04)
- 3 Northeastern (1988, 2016, 2019)
- 3 UMass Lowell (2013, 2014, 2017)
- 2 New Hampshire (2002, 2003)
- 2 Providence (1985, 1996)
- 1 Massachusetts (2021)

Back-to-Back Championships:

Boston College - Three in a row (2010, 2011, 2012)
UMass Lowell - 2013 and 2014
Boston College - 2007 and 2008
New Hampshire - 2002 and 2003
Boston College - 1998 and 1999
Boston University - 1994 and 1995
Maine - 1992 and 1993

Championship Game Appearances:

- 18 Boston College ('85, '86, '87, '89, '90, '98, '99, '00, '01, '05, '06, '07, '08, '10, '11, '12, '17, '19)
- 14 Maine ('87, '88, '89, '90, '91, '92, '93, '96, '98, '00, '02, '04, '10, '12)
- 12 Boston University ('86, '91, '93, '94, '95, '97, '03, '06, '09, '13, '15, '18)
- 8 New Hampshire ('92, '97, '99, '02, '03, '05, '07, '14)
- 8 UMass Lowell ('94, '09, '13, '14, '15, '16, '17, '21)
- 5 Providence ('85, '95, '96, '01, '18)
- 3 Northeastern (1988, 2016, 2019)
- 2 Massachusetts (2004, 2021)
- 1 Merrimack (2011)
- 1 Vermont (2008)

Consecutive Championship Game Appearances:

- 7 Maine (1987-1993)
- 5 UMass Lowell (2013-17)
- 4 Boston College (1998-2001, 2005-2008)

Semifinal Appearances:

- 26 Boston College ('85, '86, '87, '89, '90, '92, '97, '98, '99, '00, '01, '03, '05, '06, '07, '08, '09, '10, '11, '12, '13, '16, '17, '18, '19, '21)
- 25 Boston University ('85, '86, '90, '91, '93, '94, '95, '96, '97, '00, '02, '03, '04, '05, '06, '07, '08, '09, '10, '12, '13, '15, '17, '18, '19)
- 20 UMass Lowell ('85, '86, '87, '88, '93, '94, '95, '96, '97, '98, '01, '02, '09, '13, '14, '15, '16, '17, '21, '22)
- 19 Maine ('87, '88, '89, '90, '91, '92, '93, '95, '96, '98, '99, '00, '01, '02, '04, '05, '06, '10, '12)
- 17 New Hampshire ('90, '92, '93, '94, '97, '99, '00, '02, '03, '04, '05, '06, '07, '08, '11, '14, '15)
- 16 Providence ('85, '86, '88, '89, '91, '92, '95, '96, '99, '01, '12, '13, '14, '16, '18, '21)
- 11 Northeastern ('87, '88, '89, '91, '94, '09, '11, '16, '18, '19, '22)
- 6 Massachusetts ('03, '04, '07, '19, '21, '22)
- 3 Vermont ('08, '10, '15)
- 2 Merrimack ('98, '11)
- 2 Notre Dame ('14, '17)
- 1 UConn ('22)

Consecutive Semifinal Appearances:

- 9 Boston College (2005-2013)
- 9 Boston University (2002-2010)
- 7 Maine (1987-93)
- 7 New Hampshire (2002-2008)
- 6 UMass Lowell (1993-1998)
- 5 Maine (1998-2002)
- 5 Boston College (1997-2001)
- 5 Boston University (1993-1997)
- 5 UMass Lowell (2013-2017)

There was no Hockey East Men's Tournament in 2020 due to the COVID-19 Pandemic.

HOW SEEDS HAVE FARED IN THE HOCKEY EAST TOURNAMENT

Semifinals:

1985: #1 BC def. #5 Lowell, #3 PC def. #2 BU
1986: #1 BC def. #6 Lowell, #2 BU def. #4 PC
1987: #1 BC def. #5 NU, #3 Maine def. #2 Lowell
1988: #1 Maine def. #6 PC (two games, total goals)
#2 NU def. #4 Lowell
1989: #1 BC def. #4 PC, #2 Maine def. #3 NU
1990: #1 BC def. #5 UNH, #2 Maine def. #3 BU
1991: #3 BU def. #4 PC, #2 Maine def. #8 NU
1992: #1 Maine def. #5 BC, #2 UNH def. #3 PC
1993: #1 Maine def. #4 UML, #2 BU def. #3 UNH
1994: #1 BU def. #4 NU, #2 UML def. #3 UNH
1995: #2 BU def. #5 UML, #6 PC def. #1 Maine
1996: #4 PC def. #1 BU, #3 Maine def. #2 UML
1997: #1 BU def. #6 UML, #2 UNH def. #5 BC
1998: #2 BC def. #8 Merrimack, #6 Maine def. #5 UML
1999: #1 UNH def. #4 PC, #3 BC def. #2 Maine
2000: #4 Maine def. #1 BU, #3 BC def. #2 UNH
2001: #1 BC def. #5 UML, #3 PC def. #2 Maine
2002: #1 UNH def. #4 UML, #3 Maine def. #2 BU
2003: #1 UNH def. #6 UMass, #5 BU def. #2 BC
2004: #2 Maine def. #8 BU, #3 UMass def. #4 UNH
2005: #1 BC def. #4 Maine, #3 UNH def. #2 BU
2006: #1 BU def. #4 UNH, #3 BC def. #2 Maine
2007: #1 UNH def. #4 UMass, #2 BC def. #3 BU
2008: #4 BC def. #1 UNH, #3 UVM def. #2 BU
2009: #1 BU def. #6 BC, #5 UML def. #2 NU
2010: #2 BC def. #8 UVM, #4 Maine def. #3 BU
2011: #1 BC def. #6 NU, #4 Merrimack def. #2 UNH
2012: #1 BC def. #7 PC, #4 Maine def. #3 BU
2013: #1 UML def. #4 PC, #3 BU def. #2 BC
2014: #2 UML def. #8 ND, #4 UNH def. #3 PC
2015: #4 UML def. #7 UVM, #1 BU def. #8 UNH
2016: #6 NU def. #1 BC, #4 UML def. #2 PC
2017: #1 UML def. #4 ND, #3 BC def. #2 BU
2018: #4 BU def. #1 BC, #3 PC def. #2 NU
2019: #7 BC def. #1 UMA, #3 NU def. #5 BU
2020: *No Tournament Held (COVID-19 Pandemic)*
2021: #7 UML def. #1 UML, #3 UMA def. #5 PC

1 vs 4: 14 times (No. 1 seed leads 10-4 - last in 2018)
1 vs. 5: 5 times (No. 1 leads 5-0 - last in 2001)
1 vs. 6: 8 times (No. 1 leads 7-1 - last in 2012)
1 vs. 7: 3 times (No. 7 leads 2-1 - last in 2021)
1 vs. 8: 2 times (Tied 1-1 - last in 2019)
2 vs. 3: 19 times (No. 3 leads 13-6 - last in 2018)
2 vs. 4: 3 times (No. 2 leads 2-1 - last in 2011)
2 vs. 5: 4 times (Tied 2-2 - last in 2009)
2 vs. 8: 5 times (No. 2 leads 5-0 - last in 2014)
3 vs. 4: 5 times (No. 3 leads 3-2 - last in 2014)
3 vs. 5: 2 times (No. 3 leads 2-0 - last in 2021)
4 vs. 7: 1 time (No. 4 seed leads 1-0 - last in 2015)
5 vs. 6: 1 time (No. 6 leads 1-0 - last in 1998)

Appearances in semifinals

No. 1: 32 - last in 2021 - 23-8 record
(plus one victory for Maine in 1988)
No. 2: 33 - last in 2018 - 16-16 record
(plus one loss for NU in 1988)
No. 3: 27 - last in 2021 - 17-9 record
No. 4: 25 - last in 2017 - 10-14 record
(plus one victory for Lowell in 1988)
No. 5: 12 - last in 2021 - 2-10 record
No. 6: 9 - last in 2016 - 3-6 record
(plus one loss for PC in 1988)
No. 7: 4 - last in 2021 - 2-2 record
No. 8: 6 - last in 2014 - 0-6 record

Championship Game:

1985: #3 PC def. #1 BC
1986: #2 BU def. #1 BC
1987: #1 BC def. #3 Maine
1988: #2 NU def. #1 Maine
1989: #2 Maine def. #1 BC
1990: #1 BC def. #2 Maine
1991: #3 BU def. #2 Maine
1992: #1 Maine def. #2 UNH
1993: #1 Maine def. #2 BU
1994: #1 BU def. #2 UML
1995: #2 BU def. #6 PC
1996: #4 PC def. #3 Maine
1997: #1 BU def. #2 UNH
1998: #2 BC def. #6 Maine
1999: #3 BC def. #1 UNH
2000: #4 Maine def. #3 BC
2001: #1 BC def. #3 PC
2002: #1 UNH def. #3 Maine
2003: #1 UNH def. #5 BU
2004: #2 Maine def. #3 UMass
2005: #1 BC def. #3 UNH
2006: #1 BU def. #3 BC
2007: #2 BC def. #1 UNH
2008: #4 BC def. #3 UVM
2009: #1 BU def. #5 UML
2010: #2 BC def. #4 Maine
2011: #1 BC def. #4 Merrimack
2012: #1 BC def. #4 Maine
2013: #1 UML def. #3 BU
2014: #2 UML def. #4 UNH
2015: #1 BU def. #4 UML
2016: #6 NU def. #4 UML
2017: #1 UML def. #3 BC
2018: #4 BU def. #3 PC
2019: #3 NU def. #7 BC
2020: *No Tournament Held (COVID-19 Pandemic)*
2021: #3 UMA def. #7 UML

1 vs 2: 9 times (No. 1 leads 5-4 - last in 2007)
1 vs. 3: 9 times (No. 1 leads 7-2 - last in 2017)
1 vs. 4: 3 times (No. 1 leads 3-0 - last in 2015)
1 vs. 5: 2 times (No. 1 leads 2-0 - last in 2009)
2 vs. 3: 2 times (Tied 1-1 - last in 2004)
2 vs. 4: 2 times (No. 2 leads 2-0 - last in 2014)
2 vs. 6: 2 times (No. 2 leads 2-0 - last in 1998)
3 vs. 4: 4 times (No. 4 leads 4-0 - last in 2018)
3 vs. 7: 2 times (No. 3 leads 2-0 - last in 2021)
4 vs. 6: 1 time (No. 6 leads 1-0 - last in 2016)

Championships:

No. 1 seed: 17 titles - last in 2017
No. 2 seed: 9 titles - last in 2014
No. 3 seed: 5 titles - last in 2021
No. 4 seed: 4 titles - last in 2018
No. 6 seed: 1 title - last in 2016

Appearances in Championship Game:

No. 1 seed: 23 - last in 2017 - 17-6 record
No. 2 seed: 15 - last in 2014 - 9-6 record
No. 3 seed: 17 - last in 2021 - 5-12 record
No. 4 seed: 10 - last in 2018 - 4-6 record
No. 5 seed: 2 - last in 2009 - 0-2 record
No. 6 seed: 3 - last in 2016 - 1-2 record
No. 7 seed: 2 - last in 2021 - 0-2 record

BOSTON COLLEGE (75-36-2)**Opening Round (1-1) 2 Appearances**

Year	Game	Result	Site
1995	#8 Boston College 4, #9 Massachusetts 5	L	BC
20202	#8 Boston College 4, #9 New Hampshire 3 (OT)	W	BC

Quarterfinals (45-20-1) 32 Appearances

Year	Game	Result	Site
1988	#5 Boston College 3, #4 Lowell 3 (Gm1)	T	UML
1988	#5 Boston College 2, #4 Lowell 5 (Gm2)	L	UML
1990	#1 Boston College 3, #8 Merrimack 1 (Gm1)	W	BC
1990	#1 Boston College 3, #8 Merrimack 6 (Gm2)	L	BC
1990	#1 Boston College 8, #8 Merrimack 5 (Gm3)	W	BC
1991	#1 Boston College 5, #8 Northeastern 6	L	BC
1992	#5 Boston College 5, #4 Boston University 2	W	BU
1993	#7 Boston College 2, #2 Boston University 6 (Gm1)	L	BU
1993	#7 Boston College 1, #2 Boston University 5 (Gm2)	L	BU
1994	#6 Boston College 1, #3 New Hampshire 4 (Gm1)	L	UNH
1994	#6 Boston College 5, #3 UNH 6 (2OT) (Gm2)	L	UNH
1996	#5 Boston College 2, #4 Providence 5 (Gm1)	L	PC
1996	#5 Boston College 2, #4 Providence 4 (Gm2)	L	PC
1997	#5 Boston College 7, #4 Merrimack 6 (Gm1)	W	BC
1997	#5 Boston College 5, #4 Merrimack 3 (Gm2)	W	BC
1998	#2 Boston College 4, #7 Providence 3 (Gm1)	W	BC
1998	#2 Boston College 6, #7 Providence 3 (Gm2)	W	BC
1999	#3 Boston College 5, #6 UMass Lowell 0 (Gm1)	W	BC
1999	#3 Boston College 5, #6 UMass Lowell 4 (Gm2)	W	BC
2000	#3 Boston College 8, #6 Northeastern 4 (Gm1)	W	BC
2000	#3 Boston College 3, #6 Northeastern 2 (Gm2)	W	BC
2001	#1 Boston College 1, #8 Merrimack 0 (Gm1)	W	BC
2001	#1 Boston College 5, #8 Merrimack 1 (Gm2)	W	BC
2002	#6 Boston College 3, #3 Maine 7 (Gm1)	L	ME
2002	#6 Boston College 2, #3 Maine 4 (Gm2)	L	ME
2003	#2 Boston College 4, #7 Merrimack 1 (Gm1)	W	BC
2003	#2 Boston College 2, #7 Merrimack 1 (Gm2)	W	BC
2004	#1 Boston College 2, #8 Boston University 3 (Gm1)	L	BC
2004	#1 Boston College 4, #8 Boston University 0 (Gm2)	W	BC
2004	#1 Boston College 2, #8 Boston University 4 (Gm3)	L	BC
2005	#1 Boston College 3, #8 Massachusetts 2 (OT) (Gm 1)	W	BC
2005	#1 Boston College 5, #8 Massachusetts 1 (Gm2)	W	BC
2006	#3 Boston College 3, #6 Vermont 2 (OT) (Gm1)	W	BC
2006	#3 Boston College 6, #6 Vermont 2 (Gm2)	W	BC
2007	#2 Boston College 3, #7 Northeastern 0 (Gm1)	W	BC
2007	#2 Boston College 7, #7 Northeastern 1 (Gm2)	W	BC
2008	#4 Boston College 5, #5 Providence 1 (Gm1)	W	BC
2008	#4 Boston College 5, #5 Providence 1 (Gm2)	W	BC
2009	#6 Boston College 5, #3 New Hampshire 3	W	UNH
2009	#6 Boston College 1, #3 New Hampshire 0	W	UNH
2010	#2 Boston College 6, #7 Massachusetts 5	W	BC
2010	#2 Boston College 5, #7 Massachusetts 2	W	BC
2011	#1 Boston College 4, #8 Massachusetts 1	W	BC
2011	#1 Boston College 4, #8 Massachusetts 2	W	BC
2012	#1 Boston College 2, #8 Massachusetts 1	W	BC
2012	#1 Boston College 3, #8 Massachusetts 2	W	BC
2013	#2 Boston College 4, #7 Vermont 2	W	BC
2013	#2 Boston College 4, #7 Vermont 1	W	BC
2014	#1 Boston College 2, #8 Notre Dame 7	L	BC
2014	#1 Boston College 4, #8 Notre Dame 2	W	BC
2014	#1 Boston College 2, #8 Notre Dame 4	L	BC
2015	#3 Boston College 4, #7 Vermont 2	W	BC
2015	#3 Boston College 1, #7 Vermont 3	L	BC
2015	#3 Boston College 0, #7 Vermont 1	L	BC
2016	#1 Boston College 3, #9 Vermont 0	W	BC
2016	#1 Boston College 2, #9 Vermont 4	L	BC
2016	#1 Boston College 4, #9 Vermont 3 (OT)	W	BC
2017	#3 Boston College 7, #6 Vermont 0	W	BC
2017	#3 Boston College 7, #6 Vermont 4	W	BC
2018	#1 Boston College 1, #10 Merrimack 0	W	BC
2018	#1 Boston College 4, #10 Merrimack 3 (OT)	W	BC
2019	#7 Boston College 4, #2 Providence 5 (OT)	L	PC
2019	#7 Boston College 4, #2 Providence 3 (OT)	W	PC
2019	#7 Boston College 2, #2 Providence 1	W	PC
2021	#1 Boston College 3, #9 New Hampshire 2	W	BC
2022	#8 Boston College 2, #1 Northeastern 3	L	NU

Boston College (cont.)**Semifinals (18-8) 26 Appearances**

Year	Game	Result	Site
1985	#1 Boston College 6, #5 UMass Lowell 5	W	PCC
1986	#1 Boston College 5, #6 UMass Lowell 2	W	PCC
1987	#1 Boston College 9, #5 Northeastern 3	W	BG
1989	#1 Boston College 6, #4 Providence 5 (2OT)	W	BC
1990	#1 Boston College 5, #5 New Hampshire 4 (OT)	W	BC
1992	#5 Boston College 3, #1 Maine 7	L	BG
1997	#5 Boston College 0, #2 New Hampshire 4	L	FC
1998	#2 Boston College 7, #8 Merrimack 2	W	FC
1999	#3 Boston College 3, #2 Maine 2	W	FC
2000	#3 Boston College 2, #2 New Hampshire 1	W	FC
2001	#1 Boston College 5, #5 UMass Lowell 1	W	FC
2003	#2 Boston College 5, #5 Boston University 6 (2OT)	L	FC
2005	#1 Boston College 2, #4 Maine 1 (2OT)	W	TD
2006	#3 Boston College 4, #2 Maine 1	W	TD
2007	#2 Boston College 6, #3 Boston University 2	W	TD
2008	#4 Boston College 5, #1 New Hampshire 4 (3OT)	W	TD
2009	#6 Boston College 2, #1 Boston University 3	L	TD
2010	#2 Boston College 3, #8 Vermont 0	W	TD
2011	#1 Boston College 5, #6 Northeastern 4	W	TD
2012	#1 Boston College 4, #7 Providence 2	W	TD
2013	#2 Boston College 3, #3 Boston University 6	L	TD
2016	#1 Boston College 4, #6 Northeastern 5	L	TD
2017	#3 Boston College 3, #2 Boston University 2	W	TD
2018	#1 Boston College 3, #4 Boston University 4 (OT)	L	TD
2019	#7 Boston College 3, #1 Massachusetts 0	W	TD
2021	#1 Boston College 5, #7 UMass Lowell 6 (2OT)	L	BC

Championship Game (11-7) 18 Appearances

Year	Game	Result	Site
1985	#1 Boston College 1, #3 Providence 2 (OT)	L	PCC
1986	#1 Boston College 4, #2 Boston University 9	L	PCC
1987	#1 Boston College 4, #3 Maine 2	W	BG
1989	#1 Boston College 4, #2 Maine 5	L	BC
1990	#1 Boston College 4, #2 Maine 3	W	BC
1998	#2 Boston College 3, #6 Maine 2	W	FC
1999	#3 Boston College 5, #1 New Hampshire 4 (OT)	W	FC
2000	#3 Boston College 1, #4 Maine 2	L	FC
2001	#1 Boston College 5, #3 Providence 3	W	FC
2005	#1 Boston College 3, #3 New Hampshire 1	W	TD
2006	#3 Boston College 1, #1 Boston University 2 (OT)	L	TD
2007	#2 Boston College 5, #1 New Hampshire 2	W	TD
2008	#4 Boston College 4, #3 Vermont 0	W	TD
2010	#2 Boston College 7, #4 Maine 6 (OT)	W	TD
2011	#1 Boston College 5, #4 Merrimack 3	W	TD
2012	#1 Boston College 4, #4 Maine 1	W	TD
2017	#3 Boston College 3, #1 UMass Lowell 4	L	TD
2019	#7 Boston College 2, #3 Northeastern 3	L	TD

Consolation Game (0-0-1)

Year	Game	Result	Site
1997	#5 Boston College 2, #6 UMass Lowell 2 (OT)	T	FC

BOSTON UNIVERSITY (76-43-1)**Opening Round (2-1) 2 Appearances**

Year	Game	Result	Site
2014	#9 Boston University 2, #8 Notre Dame 3	L	ND
2016	#5 Boston University 2, #12 Massachusetts 1 (OT)	W	BU
2016	#5 Boston University 5, #12 Massachusetts 4	W	BU

Quarterfinals (51-26-1) 34 Appearances

Year	Game	Result	Site
1985	#2 Boston University 7, #7 Maine 4 (Gm1)	W	BU
1985	#2 Boston University 4, #7 Maine 2 (Gm2)	W	BU
1986	#2 Boston University 1, #7 New Hampshire 1 (Gm1)	T	BU
1986	#2 Boston University 4, #7 New Hampshire 3 (Gm2)	W	BU
1987	#4 Boston University 2, #5 Northeastern 3	L	BU
1988	#3 Boston University 2, #6 Providence 3 (Gm1)	L	BU
1988	#3 Boston University 4, #6 Providence 6 (Gm2)	L	BU
1989	#5 Boston University 2, #4 Providence 3	L	PC
1990	#3 Boston University 3, #6 Northeastern 4 (Gm1)	L	BU
1990	#3 Boston University 5, #6 Northeastern 2 (Gm2)	W	BU
1990	#3 Boston University 5, #6 Northeastern 3 (Gm3)	W	BU
1991	#3 Boston University 7, #6 Merrimack 1	W	BU
1992	#4 Boston University 2, #5 Boston College 5	L	BU
1993	#2 Boston University 6, #7 Boston College 2 (Gm1)	W	BU
1993	#2 Boston University 5, #7 Boston College 1 (Gm2)	W	BU
1994	#1 Boston University 8, #8 Maine 5 (Gm1)	W	BU
1994	#1 Boston University 4, #8 Maine 3 (Gm2)	W	BU
1995	#2 Boston University 4, #7 Merrimack 3	W	BU
1996	#1 Boston University 5, #8 Massachusetts 2 (Gm1)	W	BU
1996	#1 Boston University 14, #8 Massachusetts 1 (Gm2)	W	BU
1997	#1 Boston University 6, #8 Northeastern 2 (Gm1)	W	BU
1997	#1 Boston University 7, #8 Northeastern 1 (Gm2)	W	BU
1998	#1 Boston University 1, #8 Merrimack 4 (Gm1)	L	BU
1998	#1 Boston University 6, #8 Merrimack 5 (Gm2)	W	BU
1998	#1 Boston University 4, #8 Merrimack 5 (Gm3)	L	BU
1999	#5 Boston University 2, #4 Providence 8 (Gm1)	L	PC
1999	#5 Boston University 8, #4 Providence 2 (Gm2)	W	PC
1999	#5 Boston University 1, #4 Providence 5 (Gm3)	L	PC
2000	#1 Boston University 4, #8 Massachusetts 2 (Gm1)	W	BU
2000	#1 Boston University 5, #8 Massachusetts 2 (Gm2)	W	BU
2001	#6 Boston University 3, #3 Providence 6 (Gm1)	L	PC
2001	#6 Boston University 2, #3 Providence 1 (Gm2)	W	PC
2001	#6 Boston University 3, #3 Providence 4 2OT (Gm3)	L	PC
2002	#2 Boston University 3, #7 Providence 2 (Gm1)	W	BU
2002	#2 Boston University 4, #7 Providence 2 (Gm2)	W	BU
2003	#5 Boston University 5, #4 Providence 4 OT	W	PC
2003	#5 Boston University 7, #4 Providence 1	W	PC
2004	#8 Boston University 3, #1 Boston College 2	W	BC
2004	#8 Boston University 0, #1 Boston College 4	L	BC
2004	#8 Boston University 4, #1 Boston College 2	W	BC
2005	#2 Boston University 1, #7 Providence 4	L	BU
2005	#2 Boston University 2, #7 Providence 0	W	BU
2005	#2 Boston University 2, #7 Providence 0	W	BU
2006	#1 Boston University 4, #8 Massachusetts 1	W	BU
2006	#1 Boston University 4, #8 Massachusetts 1	W	BU
2007	#3 Boston University 2, #6 Vermont 3	L	BU
2007	#3 Boston University 2, #6 Vermont 0	W	BU
2007	#3 Boston University 3, #6 Vermont 2 OT	W	BU
2008	#2 Boston University 5, #7 UMass Lowell 3	W	BU
2008	#2 Boston University 1, #7 UMass Lowell 4	L	BU
2008	#2 Boston University 4, #7 UMass Lowell 2	W	BU
2009	#1 Boston University 2, #8 Maine 1	W	BU
2009	#1 Boston University 3, #8 Maine 6	L	BU
2009	#1 Boston University 6, #8 Maine 2	W	BU
2010	#3 Boston University 3, #6 Merrimack 2	W	BU
2010	#3 Boston University 2, #6 Merrimack 3 OT	L	BU
2010	#3 Boston University 3, #6 Merrimack 0	W	BU
2011	#3 Boston University 2, #6 Northeastern 4	L	BU
2011	#3 Boston University 5, #6 Northeastern 2	W	BU
2011	#3 Boston University 4, #6 Northeastern 5	L	BU
2012	#3 Boston University 2, #6 New Hampshire 3 2OT	L	BU
2012	#3 Boston University 4, #6 New Hampshire 2	W	BU
2012	#3 Boston University 5, #6 New Hampshire 4 2OT	W	BU
2013	#3 Boston University 3, #6 Merrimack 0	W	BU
2013	#3 Boston University 5, #6 Merrimack 3	W	BU
2015	#1 Boston University 6, #11 Merrimack 2	W	BU
2015	#1 Boston University 4, #11 Merrimack 0	W	BU

Boston University (cont.)**Quarterfinals (cont.)**

Year	Game	Result	Site
2016	#5 Boston University 2, #4 UMass Lowell 3	L	UML
2016	#5 Boston University 0, #4 UMass Lowell 5	L	UML
2017	#2 Boston University 3, #8 Northeastern 2 (OT)	W	BU
2017	#2 Boston University 3, #8 Northeastern 2	W	BU
2018	#4 Boston University 5, #5 UConn 3 (OT)	W	BU
2018	#4 Boston University 2, #5 UConn 1	W	BU
2019	#5 Boston University 3, #4 UMass Lowell 0	W	UML
2019	#5 Boston University 4, #4 UMass Lowell 6	L	UML
2019	#5 Boston University 4, #4 UMass Lowell 1	W	UML
2021	#2 Boston University 2, #7 UMass Lowell 1	L	BU (WBA)
2022	#5 Boston University 1, #4 UConn 3	L	UC

Semifinals (12-13) 25 Appearances

Year	Game	Result	Site
1985	#2 Boston University 2, #3 Providence 5	L	PCC
1986	#2 Boston University 3, #4 Providence 2	W	PCC
1990	#3 Boston University 1, #2 Maine 3	L	ME
1991	#3 Boston University 7, #4 Providence 5	W	BG
1993	#2 Boston University 2, #3 New Hampshire 0	W	BG
1994	#1 Boston University 5, #4 Northeastern 2	W	BG
1995	#2 Boston University 4, #5 UMass Lowell 2	W	BG
1996	#1 Boston University 4, #4 Providence 5	L	FC
1997	#1 Boston University 3, #6 UMass Lowell 2	W	FC
2000	#1 Boston University 2, #4 Maine 4	L	FC
2002	#2 Boston University 3, #3 Maine 4	L	FC
2003	#5 Boston University 6, #2 Boston College 5 (2OT)	W	FC
2004	#8 Boston University 0, #2 Maine 1	L	FC
2005	#2 Boston University 2, #3 New Hampshire 5	L	TD
2006	#1 Boston University 9, #4 New Hampshire 2	W	TD
2007	#3 Boston University 2, #2 Boston College 6	L	TD
2008	#2 Boston University 1, #3 Vermont 3	L	TD
2009	#1 Boston University 3, #6 Boston College 2	W	TD
2010	#3 Boston University 2, #4 Maine 5	L	TD
2012	#3 Boston University 3, #4 Maine 5	L	TD
2013	#3 Boston University 6, #2 Boston College 3	W	TD
2015	#1 Boston University 4, #8 New Hampshire 1	W	TD
2017	#2 Boston University 2, #3 Boston College 3	L	TD
2018	#4 Boston University 4, #1 Boston College 3 (OT)	W	TD
2019	#5 Boston University 1, #3 Northeastern 2 (OT)	L	TD

Championship Game (9-3) 12 Appearances

Year	Game	Result	Site
1986	#2 Boston University 9, #1 Boston College 4	W	PCC
1991	#3 Boston University 4, #2 Maine 3 (OT)	W	BG
1993	#2 Boston University 2, #1 Maine 5	L	BG
1994	#1 Boston University 3, #2 UMass Lowell 2	W	BG
1995	#2 Boston University 3, #6 Providence 2	W	BG
1997	#1 Boston University 4, #2 New Hampshire 2	W	FC
2003	#5 Boston University 0, #1 New Hampshire 1 OT	L	FC
2006	#1 Boston University 2, #3 Boston College 1 (OT)	W	TD
2009	#1 Boston University 1, #5 UMass Lowell 0	W	TD
2013	#3 Boston University 0, #1 UMass Lowell 1	L	TD
2015	#1 Boston University 5, #4 UMass Lowell 3	W	TD
2018	#4 Boston University 2, #3 Providence 0	W	TD

Consolation Game (2-0)

Year	Game	Result	Site
1985	#2 Boston University 6, #5 Lowell 4	W	PCC
1996	#1 Boston University 7, #2 UMass Lowell 3	W	FC

UNIVERSITY OF CONNECTICUT (1-9)

Opening Round (0-6) 3 Appearances

<u>Year</u>	<u>Game</u>	<u>Result</u>	<u>Site</u>
2015	#9 UConn 2, #8 New Hampshire 5	L	UNH
2015	#9 UConn 0, #8 New Hampshire 2	L	UNH
2016	#8 UConn 1, #9 Vermont 2	L	UConn
2016	#8 UConn 3, #9 Vermont 4	L	UConn
2017	#9 UConn 1, #8 Northeastern 3	L	NU
2017	#9 UConn 2, #8 Northeastern 6	L	NU

Quarterfinals (1-3) 3 Appearances

<u>Year</u>	<u>Game</u>	<u>Result</u>	<u>Site</u>
2018	#5 UConn 4, #4 Boston University 5 (OT)	L	BU
2018	#5 UConn 1, #4 Boston University 2	L	BU
2021	#4 UConn 1, #5 Providence 6	L	UC (FIF)
2022	#4 UConn 3, #5 Boston University 1	W	UC

UNIVERSITY OF MAINE (56-44-0)**Opening Round (4-8) 7 Appearances**

Year	Game	Result	Site
2014	#6 Maine 2, #11 Merrimack 0	W	ME
2015	#10 Maine 2, #7 Vermont 4	L	UVM
2015	#10 Maine 4, #7 Vermont 2	W	UVM
2015	#10 Maine 2, #7 Vermont 3 (OT)	L	UVM
2016	#11 Maine 2, #6 Northeastern 3 (OT)	L	NU
2016	#11 Maine 3, #6 Northeastern 4 (OT)	L	NU
2017	#11 Maine 0, #6 Vermont 5	L	UVM
2017	#11 Maine 1, #6 Vermont 5	L	UVM
2018	#6 Maine 4, #11 New Hampshire 1	W	ME
2018	#6 Maine 3, #11 New Hampshire 2	W	ME
2021	#8 Maine 2, #9 New Hampshire 7	L	ME
2022	#11 Maine 2, #6 Merrimack 6	L	MC

Quarterfinals (31-22) 26 Appearances

Year	Game	Result	Site
1985	#7 Maine 4, #2 Boston University 7 (Gm1)	L	BU
1985	#7 Maine 2, #2 Boston University 4 (Gm2)	L	BU
1986	#5 Maine 4, #4 Providence 5 (Gm1)	L	PC
1986	#5 Maine 2, #4 Providence 5 (Gm2)	L	PC
1987	#3 Maine 5, #6 Providence 2	W	ME
1990	#2 Maine 7, #7 Lowell 3 (Gm1)	W	ME
1990	#2 Maine 16, #7 Lowell 0 (Gm2)	W	ME
1991	#2 Maine 5, #7 Lowell 3	W	ME
1992	#1 Maine 7, #7 Merrimack 0	W	ME
1993	#1 Maine 6, #8 Northeastern 1	W	ME
1993	#1 Maine 9, #8 Northeastern 5	W	ME
1994	#8 Maine 5, #1 Boston University 8 (Gm1)	L	BU
1994	#8 Maine 3, #1 Boston University 4 (Gm2)	L	BU
1995	#1 Maine 7, #9 Massachusetts 4	W	ME
1996	#3 Maine 4, #6 New Hampshire 2	W	ME
1996	#3 Maine 8, #6 New Hampshire 4	W	ME
1998	#6 Maine 3, #3 New Hampshire 2 (2OT)	W	UNH
1998	#6 Maine 5, #3 New Hampshire 3	W	UNH
1999	#2 Maine 3, #7 Massachusetts 1	W	ME
1999	#2 Maine 5, #7 Massachusetts 2	W	ME
2000	#4 Maine 5, #5 Providence 3	W	ME
2000	#4 Maine 5, #5 Providence 4 (OT)	W	ME
2001	#2 Maine 2, #7 Northeastern 1	W	ME
2001	#2 Maine 6, #7 Northeastern 3	W	ME
2002	#3 Maine 7, #6 Boston College 3	W	ME
2002	#3 Maine 4, #6 Boston College 2	W	ME
2003	#3 Maine 3, #6 Massachusetts 5	L	ME
2003	#3 Maine 2, #6 Massachusetts 4	L	ME
2004	#2 Maine 2, #7 Merrimack 1	W	ME
2004	#2 Maine 3, #7 Merrimack 2	W	ME
2005	#4 Maine 7, #5 UMass Lowell 2	W	ME
2005	#4 Maine 5, #5 UMass Lowell 1	W	ME
2006	#2 Maine 4, #7 UMass Lowell 3 (OT)	W	ME
2006	#2 Maine 4, #7 UMass Lowell 3	W	ME
2007	#5 Maine 2, #4 Massachusetts 3	L	UM
2007	#5 Maine 2, #4 Massachusetts 5	L	UM
2009	#8 Maine 1, #1 Boston University 2	L	BU
2009	#8 Maine 6, #1 Boston University 3	W	BU
2009	#8 Maine 2, #1 Boston University 6	L	BU
2010	#4 Maine 1, #5 UMass Lowell 2	L	ME
2010	#4 Maine 2, #5 UMass Lowell 0	W	ME
2010	#4 Maine 3, #5 UMass Lowell 2 (OT)	W	ME
2011	#5 Maine 4, #4 Merrimack 5	L	MC
2011	#5 Maine 2, #4 Merrimack 6	L	MC
2012	#4 Maine 2, #5 Merrimack 1	W	ME
2012	#4 Maine 2, #5 Merrimack 5	L	ME
2012	#4 Maine 2, #5 Merrimack 1	W	ME
2013	#8 Maine 1, #1 UMass Lowell 4	L	UML
2013	#8 Maine 1, #1 UMass Lowell 2 (OT)	L	UML
2014	#6 Maine 1, #3 Providence 3	L	PC
2014	#6 Maine 2, #3 Providence 4	L	PC
2018	#6 Maine 3, #3 Providence 4	L	PC
2018	#6 Maine 2, #3 Providence 3	L	PC

Maine (cont.)**Semifinals (15-5) 20 Appearances**

Year	Game	Result	Site
1987	#3 Maine 5, #2 Lowell 4	W	BG
1988	#1 Maine 6, #6 Providence 5 (Gm1)	W	ME
1988	#1 Maine 11, #6 Providence 2 (Gm2)	W	ME
1989	#2 Maine 3, #3 Northeastern 2 (OT)	W	BC
1990	#2 Maine 3, #3 Boston University 1	W	ME
1991	#2 Maine 4, #8 Northeastern 3 (OT)	W	BG
1992	#1 Maine 7, #5 Boston College 3	W	BG
1993	#1 Maine 7, #4 Lowell 5	W	BG
1995	#1 Maine 3, #6 Providence 7	L	BG
1996	#3 Maine 5, #2 UMass Lowell 2	W	FC
1998	#6 Maine 6, #5 UMass Lowell 2	W	FC
1999	#2 Maine 2, #3 Boston College 3	L	FC
2000	#4 Maine 4, #1 Boston University 2	W	FC
2001	#2 Maine 3, #3 Providence 4	L	FC
2002	#3 Maine 4, #2 Boston University 3	W	FC
2004	#2 Maine 1, #8 Boston University 0	W	FC
2005	#4 Maine 1, #1 Boston College 2 (2OT)	L	TD
2006	#2 Maine 1, #3 Boston College 4	L	TD
2010	#4 Maine 5, #3 Boston University 2	W	TD
2012	#4 Maine 5, #3 Boston University 3	W	TD

Championship Game (5-9) 14 Appearances

Year	Game	Result	Site
1987	#3 Maine 2, #1 Boston College 4	L	BG
1988	#1 Maine 3, #2 Northeastern 4	L	BG
1989	#2 Maine 5, #1 Boston College 4	W	BC
1990	#2 Maine 3, #1 Boston College 4	L	BC
1991	#2 Maine 3, #3 Boston University 4 (OT)	L	BG
1992	#1 Maine 4, #2 New Hampshire 1	W	BG
1993	#1 Maine 5, #2 Boston University 2	W	BG
1996	#3 Maine 2, #4 Providence 3	L	FC
1998	#6 Maine 2, #2 Boston College 3	L	FC
2000	#4 Maine 2, #3 Boston College 1	W	FC
2002	#3 Maine 1, #1 New Hampshire 3	L	FC
2004	#2 Maine 2, #3 Massachusetts 1 (3OT)	W	FC
2010	#4 Maine 6, #2 Boston College 7 (OT)	L	TD
2012	#4 Maine 1, #1 Boston College 4	L	TD

Consolation Game (1-0)

Year	Game	Result	Site
1995	#1 Maine 6, #5 UMass Lowell 0	W	BG

UNIVERSITY OF MASSACHUSETTS (18-37-0)

Opening Round (3-8) 6 Appearances

Year	Game	Result	Site
1995	#9 Massachusetts 5, #8 Boston College 4	W	BC
2014	#10 Massachusetts 1, #7 Vermont 2	L	UVM
2015	#12 Massachusetts 4, #5 Notre Dame 3 (5OT)	W	ND
2015	#12 Massachusetts 3, #5 Notre Dame 5	L	ND
2015	#12 Massachusetts 0, #5 Notre Dame 7	L	ND
2016	#12 Massachusetts 1, #5 Boston University 2 (OT)	L	BU
2016	#12 Massachusetts 4, #5 Boston University 5	L	BU
2017	#12 Massachusetts 0, #5 Providence 3	L	PC
2017	#12 Massachusetts 1, #5 Providence 5	L	PC
2018	#8 Massachusetts 3, #9 Vermont 2 (OT)	W	MA
2018	#8 Massachusetts 3, #9 Vermont 4 (OT)	L	MA
2016	#8 Massachusetts 5, #9 Vermont 1 (OT)	W	MA

Quarterfinals (11-25) 19 Appearances

Year	Game	Result	Site
1995	#9 Massachusetts 4, #1 Maine 7	L	ME
1996	#8 Massachusetts 2, #1 Boston University 5 (Gm1)	L	BU
1996	#8 Massachusetts 1, #1 Boston University 14 (Gm2)	L	BU
1997	#7 Massachusetts 1, #2 New Hampshire 5 (Gm1)	L	UNH
1997	#7 Massachusetts 2, #2 New Hampshire 8 (Gm2)	L	UNH
1999	#7 Massachusetts 1, #2 Maine 3 (Gm1)	L	ME
1999	#7 Massachusetts 2, #2 Maine 5 (Gm2)	L	ME
2000	#8 Massachusetts 2, #1 Boston University 4	L	BU
2000	#8 Massachusetts 2, #1 Boston University 5	L	BU
2003	#6 Massachusetts 5, #3 Maine 3	W	ME
2003	#6 Massachusetts 4, #3 Maine 2	W	ME
2004	#3 Massachusetts 6, #6 UMass Lowell 3	W	UM
2004	#3 Massachusetts 3, #6 UMass Lowell 1	W	UM
2005	#8 Massachusetts 2, #1 Boston College 3 (OT)	L	BC
2005	#8 Massachusetts 1, #1 Boston College 5	L	BC
2006	#8 Massachusetts 1, #1 Boston University 4	L	BU
2006	#8 Massachusetts 1, #1 Boston University 4	L	BU
2007	#4 Massachusetts 3, #5 Maine 2	W	UM
2007	#4 Massachusetts 5, #5 Maine 2	W	UM
2008	#8 Massachusetts 1, #1 New Hampshire 4	L	UNH
2008	#8 Massachusetts 2, #1 New Hampshire 7	L	UNH
2009	#7 Massachusetts 2, #2 Northeastern 1	W	NU
2009	#7 Massachusetts 1, #2 Northeastern 4	L	NU
2009	#7 Massachusetts 2, #2 Northeastern 3 (OT)	L	NU
2010	#7 Massachusetts 5, #2 Boston College 6	L	BC
2010	#7 Massachusetts 2, #2 Boston College 5	L	BC
2011	#8 Massachusetts 1, #1 Boston College 4	L	BC
2011	#8 Massachusetts 2, #1 Boston College 4	L	BC
2012	#8 Massachusetts 1, #1 Boston College 2	L	BC
2012	#8 Massachusetts 2, #1 Boston College 3	L	BC
2018	#8 Massachusetts 2, #2 Northeastern 3	L	NU
2018	#8 Massachusetts 2, #2 Northeastern 7	L	NU
2019	#1 Massachusetts 5, #8 New Hampshire 4 (OT)	W	UMA
2019	#1 Massachusetts 6, #8 New Hampshire 0	W	UMA
2021	#3 Massachusetts 4, #6 Northeastern 1	W	UMA
2022	#2 Massachusetts 4, #7 Providence 2	W	UMA

Semifinals (2-3) 5 Appearances

Year	Game	Result	Site
2003	#6 Massachusetts 4, #1 New Hampshire 5	L	FC
2004	#3 Massachusetts 5, #4 New Hampshire 2	W	FC
2007	#4 Massachusetts 2, #1 New Hampshire 3 (2OT)	L	TD
2019	#1 Massachusetts 0, #7 Boston College 3	L	TD
2021	#3 Massachusetts 5, #5 Providence 2	W	UMA

Championship Game (1-1) 2 Appearances

Year	Game	Result	Site
2004	#3 Massachusetts 1, #2 Maine 2 (3OT)	L	FC
2021	#3 Massachusetts 1, #7 UMass Lowell 0	W	UMA

UMASS LOWELL (50-51-3)**Opening Round (1-2-0) 2 Appearances**

Year	Game	Result	Site
2018	#7 UMass Lowell 1, #10 Merrimack 2 (OT)	L	UML
2018	#7 UMass Lowell 2, #10 Merrimack 3 (OT)	L	UML
2021	#7 UMass Lowell 5, #10 Vermont 2	W	UML

Quarterfinals (35-30-2) 32 Appearances

Year	Game	Result	Site
1985	#5 Lowell 7, #4 New Hampshire 6 (Gm1)	W	UNH
1985	#5 Lowell 4, #4 New Hampshire 8 (Gm2)	L	UNH
1986	#6 Lowell 4, #3 Northeastern 2 (Gm1)	W	NU
1986	#6 Lowell 3, #3 Northeastern 4 (Gm2)	L	NU
1988	#4 Lowell 3, #5 Boston College 3 (Gm1)	T	UML
1988	#4 Lowell 5, #5 Boston College 2 (Gm2)	W	UML
1990	#7 Lowell 3, #2 Maine 7 (Gm1)	L	ME
1990	#7 Lowell 0, #2 Maine 16 (Gm2)	L	ME
1991	#7 Lowell 3, #2 Maine 5	L	ME
1992	#6 UMass Lowell 0, #3 Providence 7	L	PC
1993	#4 UMass Lowell 7, #5 Providence 4 (Gm1)	W	UML
1993	#4 UMass Lowell 3, #5 Providence 3 (OT) (Gm2)	T	UML
1994	#2 UMass Lowell 7, #7 Merrimack 1 (Gm1)	W	UML
1994	#2 UMass Lowell 3, #7 Merrimack 0 (Gm2)	W	UML
1995	#5 UMass Lowell 5, #4 Northeastern 2	W	NU
1996	#2 UMass Lowell 7, #7 Northeastern 3 (Gm1)	W	UML
1996	#2 UMass Lowell 4, #7 Northeastern 3 (Gm2)	W	UML
1997	#6 UMass Lowell 6, #3 Providence 2 (Gm1)	W	PC
1997	#6 UMass Lowell 6, #3 Providence 5 (Gm2)	W	PC
1998	#5 UMass Lowell 8, #4 Northeastern 2 (Gm1)	W	NU
1998	#5 UMass Lowell 2, #4 Northeastern 3 (Gm2)	L	NU
1998	#5 UMass Lowell 5, #4 Northeastern 1 (Gm3)	W	NU
1999	#6 UMass Lowell 0, #3 Boston College 5 (Gm1)	L	BC
1999	#6 UMass Lowell 4, #3 Boston College 5 (Gm2)	L	BC
2001	#5 UMass Lowell 2, #4 New Hampshire 4	L	UNH
2001	#5 UMass Lowell 2, #4 New Hampshire 1	W	UNH
2001	#5 UMass Lowell 2, #4 New Hampshire 1	W	UNH
2002	#4 UMass Lowell 5, #5 Northeastern 2	W	UML
2002	#4 UMass Lowell 2, #5 Northeastern 4	L	UML
2002	#4 UMass Lowell 3, #5 Northeastern 1	W	UML
2003	#8 UMass Lowell 4, #1 New Hampshire 8	L	UNH
2003	#8 UMass Lowell 4, #1 New Hampshire 8	L	UNH
2004	#6 UMass Lowell 3, #3 Massachusetts 6	L	UM
2004	#6 UMass Lowell 1, #3 Massachusetts 3	L	UM
2005	#5 UMass Lowell 2, #4 Maine 7	L	ME
2005	#5 UMass Lowell 1, #4 Maine 5	L	ME
2006	#7 UMass Lowell 3, #2 Maine 4 (OT)	L	ME
2006	#7 UMass Lowell 3, #2 Maine 4	L	ME
2008	#7 UMass Lowell 3, #2 Boston University 5	L	BU
2008	#7 UMass Lowell 4, #2 Boston University 1	W	BU
2008	#7 UMass Lowell 2, #2 Boston University 4	L	BU
2009	#5 UMass Lowell 4, #4 Vermont 3 (OT)	W	UVM
2009	#5 UMass Lowell 4, #4 Vermont 2	W	UVM
2010	#5 UMass Lowell 2, #4 Maine 1	W	ME
2010	#5 UMass Lowell 0, #4 Maine 2	L	ME
2010	#5 UMass Lowell 2, #4 Maine 3 (OT)	L	ME
2012	#2 UMass Lowell 3, #7 Providence 5	L	UML
2012	#2 UMass Lowell 3, #7 Providence 2 (OT)	W	UML
2012	#2 UMass Lowell 0, #7 Providence 1	L	UML
2013	#1 UMass Lowell 4, #8 Maine 1	W	UML
2013	#1 UMass Lowell 2, #8 Maine 1 (OT)	W	UML
2014	#2 UMass Lowell 3, #7 Vermont 2	W	UML
2014	#2 UMass Lowell 2, #7 Vermont 3 (OT)	L	UML
2014	#2 UMass Lowell 2, #7 Vermont 1	W	UML
2015	#4 UMass Lowell 5, #5 Notre Dame 0	W	UML
2015	#4 UMass Lowell 2, #5 Notre Dame 4	L	UML
2015	#4 UMass Lowell 6, #5 Notre Dame 4	W	UML
2016	#4 UMass Lowell 3, #5 Boston University 2	W	UML
2016	#4 UMass Lowell 5, #5 Boston University 0	W	UML
2017	#1 UMass Lowell 1, #10 New Hampshire 3	L	UML
2017	#1 UMass Lowell 3, #10 New Hampshire 1	W	UML
2017	#1 UMass Lowell 8, #10 New Hampshire 2	W	UML
2019	#4 UMass Lowell 0, #5 Boston University 3	L	UML
2019	#4 UMass Lowell 6, #5 Boston University 4	W	UML
2019	#4 UMass Lowell 1, #5 Boston University 4	L	UML
2021	#7 UMass Lowell 2, #2 Boston University 1	W	BU (WBA)
2022	#3 UMass Lowell 7, #6 Merrimack 2	W	UML

UMass Lowell (cont.)**Semifinals (9-11) 20 Appearances**

Year	Game	Result	Site
1985	#5 Lowell 5, #1 Boston College 6	L	PCC
1986	#6 Lowell 2, #1 Boston College 5	L	PCC
1987	#2 Lowell 4, #3 Maine 5	L	BG
1988	#4 Lowell 1, #2 Northeastern 3 (Gm1)	L	BG
1988	#4 Lowell 2, #2 Northeastern 1 (Gm2)	W	BG
1993	#4 Lowell 5, #1 Maine 7	L	BG
1994	#2 UMass Lowell 4, #3 New Hampshire 2	W	BG
1995	#5 UMass Lowell 2, #2 Boston University 4	L	BG
1996	#2 UMass Lowell 2, #3 Maine 5	L	FC
1997	#6 UMass Lowell 2, #1 Boston University 3	L	FC
1998	#5 UMass Lowell 2, #6 Maine 6	L	FC
2001	#5 UMass Lowell 1, #1 Boston College 5	L	FC
2002	#4 UMass Lowell 3, #1 New Hampshire 4	L	FC
2009	#5 UMass Lowell 3, #2 Northeastern 2 (OT)	W	TD
2013	#1 UMass Lowell 2, #4 Providence 1	W	TD
2014	#2 UMass Lowell 4, #8 Notre Dame 0	W	TD
2015	#4 UMass Lowell 4, #7 Vermont 1	W	TD
2016	#4 UMass Lowell 2, #2 Providence 1 (3OT)	W	TD
2017	#1 UMass Lowell 5, #4 Notre Dame 1	W	TD
2021	#7 UMass Lowell 6, #1 Boston College 5 (2OT)	W	BC

Championship Game (3-5) 8 Appearances

Year	Game	Result	Site
1994	#2 UMass Lowell 2, #1 Boston University 3	L	BG
2009	#5 UMass Lowell 0, #1 Boston University 1	L	TD
2013	#1 UMass Lowell 1, #3 Boston University 0	W	TD
2014	#2 UMass Lowell 4, #4 New Hampshire 0	W	TD
2015	#4 UMass Lowell 3, #1 Boston University 5	L	TD
2016	#4 UMass Lowell 1, #6 Northeastern 3	L	TD
2017	#1 UMass Lowell 4, #3 Boston College 3	W	TD
2021	#7 UMass Lowell 0, #3 Massachusetts 1	L	UMA

Consolation Game (2-3-1)

Year	Game	Result	Site
1985	#5 Lowell 4, #2 Boston University 6	L	PCC
1986	#6 Lowell 8, #4 Providence 5	W	PCC
1993	#4 UMass Lowell 5, #3 New Hampshire 4 (OT)	W	BG
1995	#5 UMass Lowell 0, #1 Maine 6	L	BG
1996	#2 UMass Lowell 3, #1 Boston University 7	L	FC
1997	#6 UMass Lowell 2, #5 Boston College 2	T	FC

MERRIMACK COLLEGE (16-43-0)

Opening Round (8-4) 6 Appearances

Year	Game	Result	Site
2014	#11 Merrimack 0, #6 Maine 2	L	ME
2015	#11 Merrimack 3, #6 Northeastern 2 OT	W	NU
2015	#11 Merrimack 2, #6 Northeastern 1 OT	W	NU
2016	#7 Merrimack 1, #10 New Hampshire 3	L	MC
2016	#7 Merrimack 3, #10 New Hampshire 2 (OT)	W	MC
2016	#7 Merrimack 2, #10 New Hampshire 1	W	MC
2017	#7 Merrimack 4, #10 New Hampshire 0	W	MC
2017	#7 Merrimack 0, #10 New Hampshire 4	L	MC
2017	#7 Merrimack 2, #10 New Hampshire 5	L	MC
2018	#10 Merrimack 2, #7 UMass Lowell 1 (OT)	W	UML
2018	#10 Merrimack 3, #7 UMass Lowell 2 (OT)	W	UML
2022	#6 Merrimack 6, #11 Maine 2	W	MC

Quarterfinals (7-37) 22 Appearances

Year	Game	Result	Site
1990	#8 Merrimack 1, #1 Boston College 3 (Gm1)	L	BC
1990	#8 Merrimack 6, #1 Boston College 3 (Gm2)	W	BC
1990	#8 Merrimack 5, #1 Boston College 8 (Gm3)	L	BC
1991	#6 Merrimack 1, #3 Boston University 7	L	BU
1992	#8 Merrimack 0, #1 Maine 7	L	ME
1993	#6 Merrimack 3, #3 New Hampshire 5 (Gm1)	L	UNH
1993	#6 Merrimack 2, #3 New Hampshire 9 (Gm2)	L	UNH
1994	#7 Merrimack 1, #2 UMass Lowell 7 (Gm1)	L	UML
1994	#7 Merrimack 0, #2 UMass Lowell 3 (Gm2)	L	UML
1995	#7 Merrimack 3, #2 Boston University 4	L	BU
1997	#4 Merrimack 6, #5 Boston College 7 (Gm1)	L	MC
1997	#4 Merrimack 3, #5 Boston College 5 (Gm2)	L	MC
1998	#8 Merrimack 4, #1 Boston University 1 (Gm1)	W	BU
1998	#8 Merrimack 5, #1 Boston University 6 (Gm2)	L	BU
1998	#8 Merrimack 5, #1 Boston University 4 (Gm3)	W	BU
1999	#8 Merrimack 2, #1 New Hampshire 3 (Gm1)	L	UNH
1999	#8 Merrimack 4, #1 New Hampshire 5 (Gm2)	L	UNH
2000	#7 Merrimack 2, #2 New Hampshire 5	L	UNH
2000	#7 Merrimack 2, #2 New Hampshire 3 (OT)	L	UNH
2001	#8 Merrimack 0, #1 Boston College 1	L	BC
2001	#8 Merrimack 1, #1 Boston College 5	L	BC
2002	#8 Merrimack 2, #1 New Hampshire 6	L	UNH
2002	#8 Merrimack 4, #1 New Hampshire 5 (OT)	L	UNH
2003	#7 Merrimack 1, #2 Boston College 4	L	BC
2003	#7 Merrimack 1, #2 Boston College 2	L	BC
2004	#7 Merrimack 1, #2 Maine 2	L	ME
2004	#7 Merrimack 2, #2 Maine 3	L	ME
2010	#6 Merrimack 2, #3 Boston University 3	L	BU
2010	#6 Merrimack 3, #3 Boston University 2 (OT)	W	BU
2010	#6 Merrimack 0, #3 Boston University 3	L	BU
2011	#4 Merrimack 5, #5 Maine 4	W	MC
2011	#4 Merrimack 6, #5 Maine 2	W	MC
2012	#5 Merrimack 1, #4 Maine 2	L	ME
2012	#5 Merrimack 5, #4 Maine 2	W	ME
2012	#5 Merrimack 1, #4 Maine 2	L	ME
2013	#6 Merrimack 0, #3 Boston University 3	L	BU
2013	#6 Merrimack 3, #3 Boston University 5	L	BU
2015	#11 Merrimack 2, #1 Boston University 6	L	BU
2015	#11 Merrimack 0, #1 Boston University 4	L	BU
2016	#7 Merrimack 1, #2 Providence 3	L	PC
2016	#7 Merrimack 0, #2 Providence 2	L	PC
2018	#10 Merrimack 0, #1 Boston College 1	L	BC
2018	#10 Merrimack 3, #1 Boston College 4 (OT)	L	BC
2022	#6 Merrimack 2, #3 UMass Lowell 7	L	UML

Semifinals (1-1)

Year	Game	Result	Site
1998	#8 Merrimack 2, #2 Boston College 7	L	FC
2011	#4 Merrimack 4, #2 New Hampshire 1	W	TD

Championship Game (0-1)

Year	Game	Result	Site
2011	#4 Merrimack 3, #1 Boston College 5	L	TD

UNIVERSITY OF NEW HAMPSHIRE (55-48-2)

Opening Round (6-6) 6 Appearances

Year	Game	Result	Site
2015	#8 New Hampshire 5, #9 UConn 2	W	UNH
2015	#8 New Hampshire 2, #9 UConn 0	W	UNH
2016	#10 New Hampshire 3, #7 Merrimack 1	W	MC
2016	#10 New Hampshire 2, #7 Merrimack 3 (OT)	L	MC
2016	#10 New Hampshire 1, #7 Merrimack 2	L	MC
2017	#10 New Hampshire 0, #7 Merrimack 4	L	MC
2017	#10 New Hampshire 4, #7 Merrimack 0	W	MC
2017	#10 New Hampshire 5, #7 Merrimack 2	W	MC
2018	#11 New Hampshire 1, #6 Maine 4	L	ME
2018	#11 New Hampshire 2, #6 Maine 3	L	ME
2021	#9 New Hampshire 7, #8 Maine 2	W	ME
2022	#9 New Hampshire 3, #8 Boston College 4 (OT)	L	BCs

Quarterfinals (39-26-1) 29 Appearances

Year	Game	Result	Site
1985	#4 New Hampshire 6, #5 Lowell 7	L	UNH
1985	#4 New Hampshire 8, #5 Lowell 4	W	UNH
1986	#7 New Hampshire 1, #2 Boston University 1	T	BU
1986	#7 New Hampshire 3, #2 Boston University 4	L	BU
1989	#6 New Hampshire 4, #3 Northeastern 5 (OT)	L	NU
1990	#5 New Hampshire 1, #4 Providence 5	L	PC
1990	#5 New Hampshire 2, #4 Providence 0	W	PC
1990	#5 New Hampshire 7, #4 Providence 4	W	PC
1991	#5 New Hampshire 1, #4 Providence 4	L	PC
1992	#2 New Hampshire 4, #7 Northeastern 2	W	UNH
1993	#3 New Hampshire 5, #6 Merrimack 3	W	UNH
1993	#3 New Hampshire 9, #6 Merrimack 2	W	UNH
1994	#3 New Hampshire 4, #6 Boston College 1	W	UNH
1994	#3 New Hampshire 6, #6 Boston College 5 (OT) (Gm 2)	W	UNH
1995	#3 New Hampshire 2, #6 Providence 3 (OT)	L	UNH
1996	#6 New Hampshire 2, #3 Maine 4	L	ME
1996	#6 New Hampshire 4, #3 Maine 8	L	ME
1997	#2 New Hampshire 5, #7 Massachusetts 1	W	UNH
1997	#2 New Hampshire 8, #7 Massachusetts 2	W	UNH
1998	#3 New Hampshire 2, #6 Maine 3 (2OT)	L	UNH
1998	#3 New Hampshire 3, #6 Maine 5	L	UNH
1999	#1 New Hampshire 3, #8 Merrimack 2	W	UNH
1999	#1 New Hampshire 5, #8 Merrimack 4	W	UNH
2000	#2 New Hampshire 5, #7 Merrimack 2	W	UNH
2000	#2 New Hampshire 3, #7 Merrimack 2 (OT)	W	UNH
2001	#4 New Hampshire 4, #5 UMass Lowell 2	W	UNH
2001	#4 New Hampshire 1, #5 UMass Lowell 2	L	UNH
2001	#4 New Hampshire 1, #5 UMass Lowell 2	L	UNH
2002	#1 New Hampshire 6, #8 Merrimack 2	W	UNH
2002	#1 New Hampshire 5, #8 Merrimack 4 (OT)	W	UNH
2003	#1 New Hampshire 8, #8 UMass Lowell 4	W	UNH
2003	#1 New Hampshire 8, #8 UMass Lowell 4	W	UNH
2004	#4 New Hampshire 2, #5 Providence 1	W	UNH
2004	#4 New Hampshire 3, #5 Providence 4 (OT)	L	UNH
2004	#4 New Hampshire 1, #5 Providence 0	W	UNH
2005	#3 New Hampshire 6, #6 Northeastern 1	W	UNH
2005	#3 New Hampshire 4, #6 Northeastern 0	W	UNH
2006	#4 New Hampshire 4, #5 Providence 0	W	UNH
2006	#4 New Hampshire 2, #5 Providence 1 (2OT) (Gm 2)	W	UNH
2007	#1 New Hampshire 4, #8 Providence 0	W	UNH
2007	#1 New Hampshire 6, #8 Providence 0	W	UNH
2008	#1 New Hampshire 4, #8 Massachusetts 1	W	UNH
2008	#1 New Hampshire 7, #8 Massachusetts 2	W	UNH
2009	#3 New Hampshire 3, #6 Boston College 5	L	UNH
2009	#3 New Hampshire 0, #6 Boston College 1	L	UNH
2010	#1 New Hampshire 7, #8 Vermont 4	W	UNH
2010	#1 New Hampshire 0, #8 Vermont 1	L	UNH
2010	#1 New Hampshire 0, #8 Vermont 1 (OT)	L	UNH
2011	#2 New Hampshire 3, #7 Vermont 1	W	UNH
2011	#2 New Hampshire 4, #7 Vermont 3	W	UNH
2012	#6 New Hampshire 3, #3 Boston Univ. 2 (2OT)	W	UNH
2012	#6 New Hampshire 2, #3 Boston University 4	L	UNH
2012	#6 New Hampshire 4, #3 Boston Univ. 5 (2OT)	L	UNH
2013	#5 New Hampshire 2, #4 Providence 3	L	PC
2013	#5 New Hampshire 4, #4 Providence 1	W	PC
2013	#5 New Hampshire 2, #4 Providence 3	L	PC
2014	#4 New Hampshire 1, #5 Northeastern 0	W	UNH
2014	#4 New Hampshire 4, #5 Northeastern 5 (OT)	L	UNH
2014	#4 New Hampshire 5, #5 Northeastern 4	W	UNH

New Hampshire (cont.)

Quarterfinals (cont.)

Year	Game	Result	Site
2015	#8 New Hampshire 2, #2 Providence 1 (OT)	W	PC
2015	#8 New Hampshire 1, #2 Providence 2	L	PC
2015	#8 New Hampshire 2, #2 Providence 1 (OT)	W	PC
2017	#10 New Hampshire 3, #1 UMass Lowell 1	W	UML
2017	#10 New Hampshire 1, #1 UMass Lowell 3	L	UML
2017	#10 New Hampshire 2, #1 UMass Lowell 8	L	UML
2021	#9 New Hampshire 2, #1 Boston College 3	L	BC

Semifinals (8-9) 17 Appearances

Year	Game	Result	Site
1990	#5 New Hampshire 4, #1 Boston College 5 (OT)	L	BC
1992	#2 New Hampshire 5, #3 Providence 3	W	BG
1993	#3 New Hampshire 0, #2 Boston University 2	L	BG
1994	#3 New Hampshire 2, #2 UMass Lowell 4	L	BG
1997	#2 New Hampshire 4, #5 Boston College 0	W	FC
1999	#1 New Hampshire 6, #4 Providence 2	W	FC
2000	#2 New Hampshire 1, #3 Boston College 2	L	FC
2002	#1 New Hampshire 4, #5 UMass Lowell 3	W	FC
2003	#1 New Hampshire 5, #6 Massachusetts 4	W	FC
2004	#4 New Hampshire 2, #3 Massachusetts 5	L	FC
2005	#3 New Hampshire 5, #2 Boston University 2	W	TD
2006	#4 New Hampshire 2, #1 Boston University 9	L	TD
2007	#1 New Hampshire 3, #4 Massachusetts 2 (2OT)	W	TD
2008	#1 New Hampshire 4, #4 Boston College 5 (3OT)	L	TD
2011	#2 New Hampshire 1, #4 Merrimack 4	L	TD
2014	#4 New Hampshire 3, #3 Providence 1	W	TD
2015	#8 New Hampshire 1, #1 Boston University 4	L	TD

Championship Game (2-6)

Year	Game	Result	Site
1992	#2 New Hampshire 1, #1 Maine 4	L	BG
1997	#2 New Hampshire 2, #1 Boston University 4	L	FC
1999	#1 New Hampshire 4, #3 Boston College 5 (OT)	L	FC
2002	#1 New Hampshire 3, #3 Maine 1	W	FC
2003	#1 New Hampshire 1, #5 Boston University 0 (OT)	W	FC
2005	#3 New Hampshire 1, #1 Boston College 3	L	TD
2007	#1 New Hampshire 2, #2 Boston College 5	L	TD
2014	#4 New Hampshire 0, #2 UMass Lowell 4	L	TD

Consolation Game (0-1-1)

Year	Game	Result	Site
1993	#3 New Hampshire 4, #4 UMass Lowell 5 (OT)	L	BG
1994	#3 New Hampshire 4, #4 Northeastern 4	T	BG

NORTHEASTERN UNIVERSITY (32-45-1)**Opening Round (4-2) 3 Appearances**

Year	Game	Result	Site
2015	#6 Northeastern 2, #11 Merrimack 3 (OT)	L	NU
2015	#6 Northeastern 1, #11 Merrimack 2 (OT)	L	NU
2016	#6 Northeastern 3, #11 Maine 2 (OT)	W	NU
2016	#6 Northeastern 4, #11 Maine 3 (OT)	W	NU
2017	#8 Northeastern 3, #9 UConn 1	W	NU
2017	#8 Northeastern 6, #9 UConn 2	W	NU

Quarterfinals (22-34) 27 Appearances

Year	Game	Result	Site
1985	#6 Northeastern 2, #3 Providence 3 (Gm1)	L	PC
1985	#6 Northeastern 0, #3 Providence 3 (Gm2)	L	PC
1986	#3 Northeastern 2, #6 Lowell 4 (Gm1)	L	NU
1986	#3 Northeastern 4, #6 Lowell 3 (Gm2)	W	NU
1987	#5 Northeastern 3, #4 Boston University 2	W	BU
1989	#3 Northeastern 5, #6 New Hampshire 4 (OT)	W	NU
1990	#6 Northeastern 4, #3 Boston University 3	W	BU
1990	#6 Northeastern 2, #3 Boston University 5	L	BU
1990	#6 Northeastern 3, #3 Boston University 5	L	BU
1991	#8 Northeastern 6, #1 Boston College 5	W	BC
1992	#7 Northeastern 2, #2 New Hampshire 4	L	UNH
1993	#8 Northeastern 1, #1 Maine 6	L	ME
1993	#8 Northeastern 5, #1 Maine 9	L	ME
1994	#4 Northeastern 4, #5 Providence 3	W	NU
1994	#4 Northeastern 2, #5 Providence 1 (OT)	W	NU
1995	#4 Northeastern 2, #5 UMass Lowell 5	L	NU
1996	#7 Northeastern 3, #2 UMass Lowell 7	L	UML
1996	#7 Northeastern 3, #2 UMass Lowell 4	L	UML
1997	#8 Northeastern 2, #1 Boston University 6	L	BU
1997	#8 Northeastern 1, #1 Boston University 7	L	BU
1998	#4 Northeastern 2, #5 UMass Lowell 8	L	NU
1998	#4 Northeastern 3, #5 UMass Lowell 2	W	NU
1998	#4 Northeastern 1, #5 UMass Lowell 5	L	NU
2000	#6 Northeastern 4, #3 Boston College 8	L	BC
2000	#6 Northeastern 2, #3 Boston College 3	L	BC
2001	#7 Northeastern 1, #2 Maine 2	L	ME
2001	#7 Northeastern 3, #2 Maine 6	L	ME
2002	#5 Northeastern 2, #4 UMass Lowell 5	L	UML
2002	#5 Northeastern 4, #4 UMass Lowell 2	W	UML
2002	#5 Northeastern 1, #4 UMass Lowell 3	L	UML
2005	#6 Northeastern 1, #3 New Hampshire 6	L	UNH
2005	#6 Northeastern 0, #3 New Hampshire 4	L	UNH
2007	#7 Northeastern 0, #2 Boston College 3	L	BC
2007	#7 Northeastern 1, #2 Boston College 7	L	BC
2008	#6 Northeastern 0, #3 Vermont 1	L	UVM
2008	#6 Northeastern 2, #3 Vermont 1 (OT)	W	UVM
2008	#6 Northeastern 1, #3 Vermont 4	L	UVM
2009	#2 Northeastern 1, #7 Massachusetts 2	L	NU
2009	#2 Northeastern 4, #7 Massachusetts 1	W	NU
2009	#2 Northeastern 3, #7 Massachusetts 2 (OT)	W	NU
2011	#6 Northeastern 4, #3 Boston University 2	W	BU
2011	#6 Northeastern 2, #3 Boston University 5	L	BU
2011	#6 Northeastern 5, #4 Boston University 4	W	BU
2014	#5 Northeastern 0, #4 New Hampshire 1	L	UNH
2014	#5 Northeastern 5, #4 New Hampshire 4 (OT) (Gm 2)	W	UNH
2014	#5 Northeastern 4, #4 New Hampshire 5	L	UNH
2016	#6 Northeastern 3, #3 Notre Dame 1	W	ND
2016	#6 Northeastern 6, #3 Notre Dame 4	W	ND
2017	#8 Northeastern 2, #2 Boston University 3 (OT)	L	BU
2017	#8 Northeastern 2, #2 Boston University 3	L	BU
2018	#2 Northeastern 3, #8 Massachusetts 2	W	NU
2018	#2 Northeastern 7, #8 Massachusetts 2	W	NU
2019	#3 Northeastern 2, #6 Maine 1 (OT)	W	NU
2019	#3 Northeastern 2, #6 Maine 1	W	NU
2021	#6 Northeastern 1, #3 Massachusetts	L	NU
2022	#1 Northeastern 3, #8 Boston College 2	W	NU

Northeastern (cont.)**Semifinals (3-8) 11 Appearances**

Year	Game	Result	Site
1987	#5 Northeastern 3, #1 Boston College 9	L	BG
1988	#2 Northeastern 3, #4 Lowell 1 (Gm1)	W	BG
1988	#2 Northeastern 1, #4 Lowell 2 (Gm2)	L	BG
1989	#3 Northeastern 2, #2 Maine 3 (OT)	L	ME
1991	#8 Northeastern 3, #2 Maine 4	L	BG
1994	#4 Northeastern 2, #1 Boston University 5	L	BG
2009	#2 Northeastern 2, #5 UMass Lowell 3 (OT)	L	TD
2011	#6 Northeastern 4, #1 Boston College 5	L	TD
2016	#6 Northeastern 5, #1 Boston College 4	W	TD
2018	#2 Northeastern 2, #3 Providence 3 (OT)	L	TD
2019	#3 Northeastern 2, #5 Boston University 1 (OT)	W	TD

Championship Game (3-0) 3 Appearances

Year	Game	Result	Site
1988	#2 Northeastern 4, #1 Maine 3	W	BG
2016	#6 Northeastern 3, #4 UMass Lowell 2	W	TD
2019	#3 Northeastern 3, #7 Boston College 2	W	TD

Consolation Game (0-1-1)

Year	Game	Result	Site
1989	#3 Northeastern 2, #4 Providence 3	L	BC
1994	#4 Northeastern 4, #3 New Hampshire 4	T	BG

PROVIDENCE COLLEGE (43-53-1)

Opening Round (3-0) 2 Appearances

Year	Game	Result	Site
2017	#5 Providence, #12 Massachusetts 0	W	PC
2017	#5 Providence 5, #12 Massachusetts 1	W	PC
2022	#7 Providence 2, #10 Vermont 1	W	PC

Quarterfinals (32-37-1) 32 Appearances

Year	Game	Result	Site
1985	#3 Providence 3, #6 Northeastern 2 (Gm1)	W	PC
1985	#3 Providence 3, #6 Northeastern 0 (Gm2)	W	PC
1986	#4 Providence 5, #5 Maine 4 (Gm1)	W	PC
1986	#4 Providence 5, #5 Maine 2 (Gm2)	W	PC
1987	#6 Providence 2, #3 Maine 5	L	ME
1988	#6 Providence 3, #3 Boston University 2 (Gm1)	W	BU
1988	#6 Providence 6, #3 Boston University 4 (Gm2)	W	BU
1989	#4 Providence 3, #5 Boston University 2	W	PC
1990	#4 Providence 5, #5 New Hampshire 1 (Gm1)	W	PC
1990	#4 Providence 0, #5 New Hampshire 2 (Gm2)	L	PC
1990	#4 Providence 4, #5 New Hampshire 7 (Gm3)	L	PC
1991	#4 Providence 4, #5 New Hampshire 1	W	PC
1992	#3 Providence 7, #6 UMass Lowell 0	W	PC
1993	#5 Providence 4, #4 UMass Lowell 7 (Gm1)	L	UML
1993	#5 Providence 3, #4 UMass Lowell 3 (OT) (Gm2)	T	UML
1994	#5 Providence 3, #4 Northeastern 4 (Gm1)	L	NU
1994	#5 Providence 1, #4 Northeastern 2 (OT) (Gm2)	L	NU
1995	#6 Providence 3, #3 New Hampshire 2 (OT)	W	UNH
1996	#4 Providence 5, #5 Boston College 2 (Gm1)	W	PC
1996	#4 Providence 4, #5 Boston College 2 (Gm2)	W	PC
1997	#3 Providence 2, #6 UMass Lowell 6 (Gm1)	L	PC
1997	#3 Providence 5, #6 UMass Lowell 6 (Gm2)	L	PC
1998	#7 Providence 3, #2 Boston College 4 (Gm1)	L	BC
1998	#7 Providence 3, #2 Boston College 6 (Gm2)	L	BC
1999	#4 Providence 8, #5 Boston University 2 (Gm1)	W	PC
1999	#4 Providence 2, #5 Boston University 8 (Gm2)	L	PC
1999	#4 Providence 5, #5 Boston University 1 (Gm3)	W	PC
2000	#5 Providence 3, #4 Maine 5	L	ME
2000	#5 Providence 4, #5 Maine 5 (OT)	L	ME
2001	#3 Providence 6, #6 Boston University 3	W	PC
2001	#3 Providence 1, #6 Boston University 2	L	PC
2001	#3 Providence 4, #6 Boston University 3	W	PC
2002	#7 Providence 2, #2 Boston University 3	L	BU
2002	#7 Providence 2, #2 Boston University 4	L	BU
2003	#4 Providence 4, #5 Boston University 5 (OT)	L	PC
2003	#4 Providence 1, #5 Boston University 7	L	PC
2004	#5 Providence 1, #4 New Hampshire 2	L	UNH
2004	#5 Providence 4, #4 New Hampshire 3 (OT)	W	UNH
2004	#5 Providence 0, #4 New Hampshire 1	L	UNH
2005	#7 Providence 4, #2 Boston University 1	W	BU
2005	#7 Providence 0, #2 Boston University 2	L	BU
2005	#7 Providence 0, #2 Boston University 2	L	BU
2006	#5 Providence 0, #4 New Hampshire 4	L	UNH
2006	#5 Providence 1, #4 New Hampshire 2 (2OT)	L	UNH
2007	#8 Providence 0, #1 New Hampshire 4	L	UNH
2007	#8 Providence 0, #1 New Hampshire 6	L	UNH
2008	#5 Providence 1, #4 Boston College 5	L	BC
2008	#5 Providence 1, #4 Boston College 5	L	BC
2012	#7 Providence 5, #2 UMass Lowell 3	W	UML
2012	#7 Providence 2 OT, #2 UMass Lowell 3	L	UML
2012	#7 Providence 1, #2 UMass Lowell 0	W	UML
2013	#4 Providence 3, #5 New Hampshire 2	W	PC
2013	#4 Providence 1, #5 New Hampshire 4	L	PC
2013	#4 Providence 3, #5 New Hampshire 2	W	PC
2014	#3 Providence 3, #6 Maine 1	W	PC
2014	#3 Providence 4, #6 Maine 2	W	PC
2015	#2 Providence 1, #8 New Hampshire 2 (OT)	L	PC
2015	#2 Providence 2, #8 New Hampshire 1	W	PC
2015	#2 Providence 1, #8 New Hampshire 2 (OT)	L	PC
2016	#2 Providence 3, #7 Merrimack 1	W	PC
2016	#2 Providence 2, #7 Merrimack 0	W	PC
2017	#5 Providence 0, #4 Notre Dame 5	L	ND
2017	#5 Providence 2, #4 Notre Dame 5	L	ND
2018	#3 Providence 4, #6 Maine 3	W	PC
2018	#3 Providence 3, #6 Maine 2	W	PC
2019	#2 Providence 5, #7 Boston College 4 (OT)	W	PC
2019	#2 Providence 3, #7 Boston College 4 (OT)	L	PC
2019	#2 Providence 1, #7 Boston College 2	L	PC
2021	#5 Providence 6, #4 UConn 1	W	UC (FIF)
2022	#7 Providence 2, #2 Massachusetts 4	L	UMA

Providence (cont.)

Semifinals (5-12) 17 Appearances

Year	Game	Result	Site
1985	#3 Providence 5, #2 Boston University 2	W	PCC
1986	#4 Providence 2, #2 Boston University 3	L	PCC
1988	#6 Providence 5, #1 Maine 6 (Gm1)	L	BG
1988	#6 Providence 2, #1 Maine 11 (Gm2)	L	BG
1989	#4 Providence 5, #1 Boston College 6 (2OT)	L	BC
1991	#4 Providence 5, #3 Boston University 7	L	BG
1992	#3 Providence 3, #2 New Hampshire 5	L	BG
1995	#6 Providence 7, #1 Maine 3	W	BG
1996	#4 Providence 5, #1 Boston University 4	W	FC
1999	#4 Providence 2, #1 New Hampshire 6	L	FC
2001	#3 Providence 4, #2 Maine 3	W	FC
2012	#7 Providence 2, #1 Boston College 4	L	TD
2013	#4 Providence 1, #1 UMass Lowell 2	L	TD
2014	#3 Providence 1, #4 New Hampshire 3	L	TD
2016	#2 Providence 1, #4 UMass Lowell 2 (3OT)	L	TD
2018	#3 Providence 3, #2 Northeastern 2 (OT)	W	TD
2021	#5 Providence 2, #3 Massachusetts 5	L	UMA

Championship Game (2-3)

Year	Game	Result	Site
1985	#3 Providence 2, #1 Boston College 1 (2OT)	W	PCC
1995	#6 Providence 2, #2 Boston University 3	L	BG
1996	#4 Providence 3, #3 Maine 2	W	FC
2001	#3 Providence 3, #1 Boston College 5	L	FC
2018	#3 Providence 0, #4 Boston University 2	L	TD

Consolation Game (1-1-0)

Year	Game	Result	Site
1986	#4 Providence 5, #6 Lowell 8	L	PCC
1989	#4 Providence 3, #3 Northeastern 2	W	BC

UNIVERSITY OF VERMONT (18-27-0)

Opening Round (8-5) 7 Appearances

Year	Game	Result	Site
2014	#7 Vermont 2, #10 Massachusetts 1	W	UVM
2015	#7 Vermont 4, #10 Maine 2	W	UVM
2015	#7 Vermont 2, #10 Maine 4	L	UVM
2015	#7 Vermont 3, #10 Maine 2 (OT)	W	UVM
2016	#9 Vermont 2, #8 UConn 1	W	UConn
2016	#9 Vermont 4, #8 UConn 3	W	UConn
2017	#6 Vermont, #11 Maine 0	W	UVM
2017	#6 Vermont 5, #11 Maine 1	W	UVM
2018	#9 Vermont 2, #8 Massachusetts 3 (OT)	L	MA
2018	#9 Vermont 4, #8 Massachusetts 3 (OT)	W	MA
2018	#9 Vermont 1, #8 Massachusetts 5	L	MA
2021	#10 Vermont 3, #7 UMass Lowell 5	L	UML
2022	#10 Vermont 1, #7 Providence 2	L	PC

Quarterfinals (9-19) 12 Appearances

Year	Game	Result	Site
2006	#6 Vermont 2, #3 Boston College 3 (OT)	L	BC
2006	#6 Vermont 2, #3 Boston College 6	L	BC
2007	#6 Vermont 3, #3 Boston University 2	W	BU
2007	#6 Vermont 0, #3 Boston University 2	L	BU
2007	#6 Vermont 2, #3 Boston University 3 (OT)	L	BU
2008	#3 Vermont 1, #6 Northeastern 0	W	UVM
2008	#3 Vermont 1, #6 Northeastern 2 (OT)	L	UVM
2008	#3 Vermont 4, #6 Northeastern 1	W	UVM
2009	#4 Vermont 3, #5 UMass Lowell 4 (OT)	L	UVM
2009	#4 Vermont 2, #5 UMass Lowell 4	L	UVM
2010	#8 Vermont 4, #1 New Hampshire 7	L	UNH
2010	#8 Vermont 1, #1 New Hampshire 0	W	UNH
2010	#8 Vermont 1, #1 New Hampshire 0 (OT)	W	UNH
2011	#7 Vermont 1, #2 New Hampshire 3	L	UNH
2011	#7 Vermont 3, #2 New Hampshire 4	L	UNH
2013	#7 Vermont 2, #2 Boston College 4	L	BC
2013	#7 Vermont 1, #2 Boston College 4	L	BC
2014	#7 Vermont 2, #2 UMass Lowell 3	L	UML
2014	#7 Vermont 3, #2 UMass Lowell 2 (OT)	W	UML
2014	#7 Vermont 1, #2 UMass Lowell 2	L	UML
2015	#7 Vermont 2, #3 Boston College 4	L	BC
2015	#7 Vermont 3, #3 Boston College 1	W	BC
2015	#7 Vermont 1, #3 Boston College 0	W	BC
2016	#9 Vermont 0, #1 Boston College 3	L	BC
2016	#9 Vermont 4, #1 Boston College 2	W	BC
2016	#9 Vermont 3, #1 Boston College 4 (OT)	L	BC
2017	#6 Vermont 0, #3 Boston College 7	L	BC
2017	#6 Vermont 4, #3 Boston College 7	L	BC

Semifinals (1-2) 3 appearances

Year	Game	Result	Site
2008	#3 Vermont 3, #2 Boston University 1	W	TD
2010	#8 Vermont 0, #2 Boston College 3	L	TD
2015	#7 Vermont 1, #4 UMass Lowell 4	L	TD

Championship Game (0-1) 1 appearance

Year	Game	Result	Site
2008	#3 Vermont 0, #4 Boston College 4	L	TD

HOCKEY EAST TOURNAMENT SCORING RECORDS

CAREER POINTS (ALL-TIME)

Rk.	Name	Years	GP	G	A	Pts
1.	Jim Montgomery, ME	89-93	14	12	17	29
2.	Blake Bellefeuille, BC	96-00	16	13	12	25
3.	Jeff Farkas, BC	96-00	16	11	11	22
4.	Cal Ingraham, ME	91-94	9	8	13	21
	Chris Drury, BU	94-98	14	10	11	21
	Brian Boyle, BC	03-07	15	8	13	21
7.	Jason Krog, UNH	95-99	12	10	10	20
8.	Jon Morris, UML	84-88	13	8	11	19
	Brian Gionta, BC	97-01	16	11	8	19
10.	Nathan Gerbe	05-08	12	7	11	18
	Benn Ferriero, BC	05-09	15	10	8	18
	Christian Sbrocca, UML	92-96	15	7	11	18
	Pat Mullane, BC	09-13	15	6	12	18
	Brady Shaw, UVM	14-17	19	7	11	18
	Joe Gambardella, UML	14-17	17	8	10	18

CAREER GOALS (ALL-TIME)

Rk.	Name	Seasons	GP	G
1.	Blake Bellefeuille, BC	96-00	16	13
2.	Jay Pandolfo, BU	92-96	11	12
	Gord Cruickshank, PC	84-88	13	12
	Jim Montgomery, ME	89-93	14	12
5.	David Emma, BC	87-91	10	11
	Eric Boguniecki, UNH	93-97	11	11
	Jeff Farkas, BC	96-00	16	11
	Brian Gionta, BC	97-01	16	11
9.	Jason Krog, UNH	95-99	12	10
	Chris Drury, BU	94-98	14	10
	Shawn Bates, BU	93-97	15	10
	Benn Ferriero, BC	05-09	15	10
	Grayson Downing, UNH	11-15	15	10
	Tyler Kelleher, UNH	14-17	20	10

CAREER ASSISTS (ALL-TIME)

Rk.	Name	Seasons	GP	A
1.	Jim Montgomery, ME	89-93	14	17
2.	Cal Ingraham, ME	91-94	9	13
	Brian Boyle, BC	03-07	15	13
4.	Joe Whitney, BC	07-11	15	12
	Pat Mullane, BC	09-13	15	12
	Blake Bellefeuille, BC	96-00	16	12
7.	John Stevens - NU	14-17	13	11
	Brady Shaw - UVM	14-17	19	11
	Nathan Gerbe, BC	05-08	12	11
	Jon Morris, UML	84-88	13	11
	Chris Drury, BU	94-98	14	11
	Chris Kelleher, BU *	94-98	14	11
	Christian Sbrocca, UML	92-96	15	11
	Jeff Farkas, BC	96-00	16	11
	Mike Mottau, BC *	96-00	16	11
	Bobby Allen, BC *	97-01	16	11
	Evan Rodrigues - BU	11-15	13	11

POINTS (ONE TOURNAMENT)

Rk.	Name	Season	GP	Pts
1.	Jim Montgomery, Maine	1993	4	11
	Robbie Russo, ND *	2015	6	11
	Jack Eichel, BU !	2015	4	11
4.	Chris Drury, BU	1996	4	10
	Jay Pandolfo, BU	1996	4	10
6.	Kevin Roy, NU	2016	6	9
	Paul Kariya, Maine !	1993	4	9
	Blake Bellefeuille, BC	1999	4	9
	Brock Bradford, BC	2007	4	9
	Nathan Gerbe, BC	2008	4	9
	Ryan Flanigan, MC	2011	4	9
	Marty McInnis, BC	1990	5	9
12.	Nolan Stevens, NU	2016	6	8
	C.J. Smith, UML	2017	5	8
	Zach Aston-Reese, NU	2016	6	8
	Evan Rodrigues, BU	2015	4	8
	Peter Schneider, ND	2015	6	8
	Brady Shaw, UVM	2015	7	8
	Brendan Bradley, UVM	2015	7	8
	Peter Ferraro, Maine	1994	2	8
	Brady Kramer, PC	1995	3	8
	Cal Ingraham, Maine	1993	4	8
	Bob LaChance, BU	1996	4	8
	Jason Krog, UNH	1997	4	8
	Jason Krog, UNH	1999	4	8
	Darren Haydar, UNH	2002	4	8
	Colin Hemingway, UNH	2002	4	8
	Preston Callander, UNH	2005	4	8
	David Van der Gulik, BU	2006	4	8
	Brian Boyle, BC	2007	4	8
	Benn Ferriero, BC	2007	4	8
	Nathan Gerbe, BC	2007	4	8

GOALS (ONE TOURNAMENT)

Rk.	Name	Season	GP	G
1.	Martin Robitaille, Maine	1990	4	7
	Jay Pandolfo, BU	1996	4	7
	Marty McInnis, BC	1990	5	7
4.	Jon Morris, UML	1985	4	6
	Eric Boguniecki, UNH	1997	4	6
	Blake Bellefeuille, BC	1999	4	6
	Jason Krog, UNH	1999	4	6
	David Van der Gulik, BU	2006	4	6
	Brock Bradford, BC	2007	4	6
	Grayson Downing, UNH	2015	5	6
	Jack Eichel, BU !	2015	4	6
12.	Kevin Roy, NU	2016	6	5
	Jerry Pollastrone, UNH	2008	3	5
	Clark Donatelli, BU	1985	4	5
	Gord Cruickshank, PC	1986	4	5
	Jim Montgomery, Maine	1993	4	5
	Preston Callander, UNH	2005	4	5
	Ryan Flanigan, MC	2011	4	5
	Kevin Goumas, UNH	2014	5	5

ASSISTS (ONE TOURNAMENT)

Rk.	Name	Season	GP	A
1.	Robbie Russo, ND *	2015	6	8
2.	Paul Kariya, Maine !	1993	4	7
	Colin Hemingway, UNH	2002	4	7
	Scott Savage, BC *	2017	4	7
5.	Matt Boldy, BC	2021	2	6
	Brady Keeper - Maine *	2018	4	6
	Zach Aston-Reese, NU	2016	6	6
	Peter Ferraro, Maine	1994	2	6
	Chris Kelleher, BU *	1998	3	6
	Cal Ingraham, Maine	1992	4	6
	Jim Montgomery, Maine	1993	4	6
	Glenn Stewart, UNH	1993	4	6
	Chris Drury, BU	1996	4	6
	Jayme Filipowicz, UNH *	1999	4	6
	Sean Collins, UNH	2005	4	6
	Brian Boyle, BC	2007	4	6
	Nathan Gerbe, BC	2007	4	6
	Brett Motherwell, BC *	2007	4	6
	T.J. Tynan, ND	2014	4	6

* - defenseman

! - rookie

2021 TOURNAMENT SCORING LEADERS

Rk.	Player, Team	GP	G-A-P
1.	Alex Newhook, BC	2	3-3-6
	Matt Boldy, BC	2	0-6-6
	Bobby Trivigno, UMass	3	2-4-6
4.	Matt Brown, UML	4	4-1-5
5.	Anthony Baxter, UML	4	3-1-4
	Andre Lee, UML	4	1-3-4
7.	14 tied with 3 points		

2022 TOURNAMENT SCORING LEADERS

Rk.	Player, Team	GP	G-A-P
1.	Josh Lopina, UMass	1	2-2-4
2.	Marc McLaughlin, BC	2	2-2-4
	Jack McBain, BC	2	1-3-4
	Filip Forsmark, MC	2	1-3-4
3.	Tyler Ward, UNH	1	3-0-3
	Max Newton, MC	2	2-1-3
	Marshall Warren, BC	2	1-2-3
	Steven Jandric, MC	2	1-2-3
	Ryan Ufko, UMass	1	0-3-3
	Isac Jonsson, UML	1	0-3-3

There was no Tournament in 2020 due to the COVID-19 Pandemic

HOCKEY EAST TOURNAMENT GOALTENDING RECORDS

GOALS AGAINST AVERAGE (CAREER)

(minimum of 200 minutes played - **bold** denotes active player)

Rk.	Player, School	Years	Min.	GA	GAA
1.	Nick Ellis - PC	2016	232:27	3	0.77
2.	Filip Lindberg - UMA	2019-21	350:42	6	1.03
3.	Connor Hellebuyck - UML	2013-14	547:07	10	1.10
4.	Cory Schneider - BC	2004-07	706:19	15	1.27
5.	Jimmy Howard - Maine	2004-05	471:26	12	1.53
6.	Drew Vogler - MC	2016-18	308:22	8	1.56
7.	Jeff Pietrasiak - UNH	2003-06	229:45	6	1.57
8.	Craig Pantano - MC	2018	273:53	8	1.75
9.	John Curry - BU	2005-07	710:51	21	1.77
10.	Matt O'Connor - BU	2011-15	297:30	9	1.82
11.	Chris Terreri - PC	1985-86	436:52	14	1.92

SAVE PERCENTAGE (CAREER)

(minimum of 200 minutes played - **bold** denotes active player)

Rk.	Player, School	Years	Saves	GA	Save%
1.	Nick Ellis - PC	2016	87	3	.967
2.	Connor Hellebuyck, UML	2013-14	256	10	.962
3.	Cory Schneider, BC	2004-07	313	15	.954
4.	Filip Lindberg, UMA	2019-21	121	6	.953
5.	Chris Terreri, PC	1985-86	244	14	.946
6.	Rasmus Tirronen, MC	2012-15	222	13	.945
7.	Jeff Pietrasiak, UNH	2003-06	100	6	.943
8.	Drew Vogler, MC	2016-18	132	8	.943
9.	Jimmy Howard, Maine	2004-05	196	12	.942
10.	Kevin Regan, UNH	2005-08	382	24	.941
11.	Danny Tirone, UNH	2015-18	577	37	.940

SAVES (CAREER)

Rk.	Player	Year	Games	Saves
1.	Danny Tirone, UNH	2015-18	19	577
2.	Kieran Millan, BU	2009-12	16	513
3.	Sean Fields, BU	2001-04	14	445
4.	John Muse, BC	2008-11	14	411
5.	Kevin Regan, UNH	2005-08	11	382
6.	Scott Clemmensen, BC	1998-01	16	364
7.	Cal Petersen, ND	2015-17	11	335
8.	Casey DeSmith - UNH	2013-14	11	326
9.	Martin Fillion, UML	1995-98	12	325
10.	Cory Schneider, BC	2005-07	11	313
11.	Jon Gillies, PC	2013-15	10	300

WINS (CAREER)

Rk.	Player, School	Years	W-L
1.	Scott Clemmensen, BC	1998-01	15-1
2.	John Muse, BC	2008-11	13-1
3.	Cory Schneider, BC	2005-07	10-1
4.	Kieran Millan, BU	2009-12	9-6
5.	Connor Hellebuyck, UML	2012-14	8-1
	Mike Ayers, UNH	2002-04	8-2
	Matt Yeats, Maine	2000-02	8-2
	Ryan Ruck, NU	2016-20	8-2
	Kevin Regan, UNH	2005-08	8-3
	Jake Oettinger, BU	2017-19	8-3
	John Curry, BU	2005-07	8-4
	Joseph Woll, BC	2017-19	8-4
	Sean Fields, BU	2001-04	8-6
	Danny Tirone, UNH	2015-18	8-9

WINNING PERCENTAGE (CAREER)

(minimum of five decisions)

Rk.	Player, School	Year	W-L	Win%
1.	Scott Clemmensen, BC	1998-2001	15-1	.938
2.	John Muse, BC	2008-2011	13-1	.929
3.	Cory Schneider, BC	2005-2007	10-1	.909
4.	Connor Hellebuyck, UML	2013-2014	8-1	.889
5.	Parker Milner, BC	2010-13	7-1	.875
6.	Jake Oettinger, BU	2017-19	6-1	.857
	Cayden Primeau, NU	2018-19	6-1	.857
8.	Tyler Wall, UML	2017-19	5-1	.833
	Filip Lindberg, UMA	2019-21	5-1	.833
10.	Ryan Ruck, NU	2016-20	8-2	.800
	Matt O'Connor, BU	2013-16	4-1	.800
12.	Mike Ayers, UNH	2001-04	6-2	.750

GOAL AGAINST AVERAGE (ONE TOURNAMENT)

(minimum of 100 minutes played)

Rk.	Player, School	Year	GAA
1.	Jimmy Howard, Maine	2004	0.52
2.	Cory Schneider, BC	2005	0.86
3.	Connor Hellebuyck, UML	2013	0.99
4.	Filip Lindberg, UMass	2021	1.00
5.	Derek Herlofsky, BU	1993	1.00
6.	Matt O'Connor - BU	2015	1.01
7.	Nick Ellis - PC	2016	1.01
8.	Filip Lindberg, UMass	2019	1.05
9.	Gabe Winer, UMass	2004	1.10
10.	Brody Hoffman, UVM	2015	1.12

SAVE PERCENTAGE (ONE TOURNAMENT)

(minimum of 100 minutes played)

Rk.	Player, School	Save%
1.	Jimmy Howard, Maine (2004)	.980
2.	Chris Terreri, PC (1985)	.969
3.	Gabe Winer, UMass (2004)	.967
4.	Brody Hoffman, UVM (2015)	.967
5.	Cayden Primeau, NU (2019)	.966
	Connor Hellebuyck, UML (2013)	.966
7.	Cory Schneider, BC (2005)	.964
8.	Kevin Regan, UNH (2007)	.963
9.	Connor Hellebuyck, UML (2014)	.960
10.	John Muse, BC (2008)	.959

SAVES (ONE TOURNAMENT)

Rk.	Player	Year	Games	Saves
1.	Kieran Millan, BU	2012	4	189
	Rasmus Tirronen, MC	2015	4	189
	Danny Tirone, UNH	2017	6	189
4.	Cal Petersen, ND	2015	6	181
5.	Daniel Tirone, UNH	2015	6	171
6.	Joseph Woll, BC	2019	5	164
7.	Kevin Regan, UNH	2007	4	157
8.	Chris Terreri, PC	1985	4	155
9.	Connor Hellebuyck, UML	2014	5	144
10.	John Muse, BC	2008	4	142
11.	Cayden Primeau, NU	2019	4	141
	Sean Fields, BU	2003	4	141
	Sean Maguire, BU	2013	4	141

WINS (ONE TOURNAMENT)

Rk.	Player, School	Year	Wins
1.	Ryan Ruck, NU	2016	6
2.	Cayden Primeau, NU	2019	4
	Jake Oettinger, BU	2018	4
	Tyler Wall, UML	2017	4
	Scott Clemmensen, BC	'98, '99, '01	4
	Connor Hellebuyck, UML	2013, '14	4
	Parker Milner, BC	2012	4
	John Muse, BC	2011	4
	Kieran Millan, BU	2009	4
	John Muse, BC	2008	4
	Cory Schneider, BC	2007	4
	John Curry, BU	2006	4
	Matt Yeats, Maine	2000	4
	Dan Dennis, Providence	1996	4
	Chris Terreri, Providence	1985	4
	Daniel Tirone, UNH	2015	4
	Matt O'Connor, BU	2015	4

SAVES (SINGLE GAME)

Rk.	Player, School	Date	Opp.	Rd.	Result	Saves
1.	Cal Petersen, ND	3/6/15	vs. UMass	O	L, 3-4 5OT	87
2.	Steve Mastalerz, UMA	3/6/15	at ND	O	W, 4-3 5OT	75
3.	Kieran Millan, BU	3/11/12	vs. UNH	Q	W, 5-4 2OT	68
4.	Chris Terreri, PC	3/16/85	vs. BC	F	W, 2-1 2OT	65
5.	Jimmy Howard, ME	3/19/04	vs. UMass	F	W, 2-1 3OT	63
	Rasmus Tirronen, MC	3/7/15	at NU	O	W, 2-1 2OT	63
7.	Kevin Regan, UNH	3/21/08	vs. BC	S	L, 4-5 3OT	62
	Joe Exter, MC	3/9/02	at UNH	Q	L, 4-5 OT	62
9.	Tyler Sims, PC	3/10/06	at UNH	Q	L, 1-2 2OT	59
	Gabe Winer, UMass	3/19/04	vs. Maine	F	L, 1-2 3OT	59
11.	Kevin Boyle, UML	3/18/16	vs. PC	S	W, 2-1 3OT	58
12.	Brian Regan, UMass	3/7/97	at UNH	Q	L, 1-5	55
13.	Tyler Sims, PC	3/11/05	at BU	Q	W, 4-1	51
14.	Jeff Levy, UNH	3/8/92	NU	Q	W, 4-2	50
	Brian Foster, UNH	3/14/10	UVM	Q	L, 0-1	50
	Casey DeSmith, UNH	3/11/12	at BU	Q	L, 4-5 2OT	50
	Rasmus Tirronen	3/14/15	at BU	Q	L, 0-5	50

HOCKEY EAST TOURNAMENT TEAM RECORDS

MISCELLANEOUS

Consecutive wins

12 - Boston College (2010-2013)
11 - Boston College (1998-2000)
10 - Boston College (2007-2009)
9 - Boston University (1994-1996)
9 - New Hampshire (2002-2004)

Consecutive losses

14 - Merrimack (1998-2010)
10 - Merrimack (1990-1997)
10 - UMass Lowell (2002-2008)
9 - UMass (1995-2000)
9 - UConn (2015-21)
8 - Boston College (1992-1996)
8 - Providence (2005-2008)
8 - UConn (2015-2018)

Most shots-on-goal by one team in one game —

Open: 91; UMass (3/6/15 at ND, 5OT)
in regulation time: 50; Merrimack (3/4/16 vs. UNH)
Qtrs: 72; New Hampshire (3/11/12 vs. BU - 2OT)
in regulation time: 60; UNH (3/7/97 vs. UMass)
Semis: 67; Boston College (3/21/08 vs. UNH - 3OT)
in regulation time: 50; Maine (3/17/95 vs. PC)
Final: 66; Boston College (3/16/85 vs. PC - 2OT)
in regulation time: 47; BC (3/11/89 vs. Maine)
47; BC (3/17/01 vs. PC)

Most shots-on-goal by both teams in one game —

Open: 169; at Notre Dame 91, UMass 78 (3/6/15 - 5OT)
in regulation time: 79; at BU 43, UMass 36 (3/5/16)
Qtrs: 127; at Boston U. 55, New Hampshire 72 (3/11/12 - 2OT)
in regulation time: 92; at UNH 58, MC 34 (3/9/02)
Semis: 116; Boston College 67, UNH 49 (3/21/03 - 3OT)
in regulation time: 82; BC 45, Lowell 37 (3/15/85)
Final: 125; Massachusetts 64, Maine 61 (3/19/04 - 3OT)
in regulation time: 83; BC 43, BU 40 (3/15/86)

Fewest shots-on-goal by one team in one game —

Open: 18; UVM (3/9/22 at PC)
Qtrs: 10; Boston University (3/11/04 at BC)
Semis: 16; Providence (3/14/86 vs. BU)
16; Vermont (3/21/08 vs. BU)
Final: 15; Providence (3/17/01 vs. BC)

Fewest shots-on-goal by both teams in one game —

Open: 51; at Vermont 23, Maine 28 (3/7/15)
Qtrs: 40; at Boston College 30, Boston University 10 (3/11/04)
40; UMass Lowell 21, Maine 19 (3/12/10)
Semis: 42; Vermont 16, Boston University 26 (3/21/08)
Final: 46; Boston College 27, Maine 19 (3/21/98)

Most shots-on-goal by one team in one period —

Open: 21; Maine (3/3/18 vs. UNH)
Qtrs: 25; Boston College (3/12/22 at NU)
Semis: 24; Boston College (3/21/08 vs. UNH)
Final: 22; Boston College (3/17/01 vs. PC)

Most shots-on-goal by both teams in one period —

Open: 35; Massachusetts 18, at Boston Univ. 13 (3/5/16)
Qtrs: 37; New Hampshire 21, Boston Univ. 16 (3/11/12)
Semis: 32; Boston College 24, New Hampshire 8 (3/21/08)
Final: 32; Boston College 19, New Hampshire 13 (3/17/07)

Fewest shots-on-goal by one team in one full period —

Open: 3; Massachusetts (3/8/15 at ND)
3; UConn (3/7/15 at UNH)
Qtrs: 1; Massachusetts (3/7/03 at Maine)
1; Boston College (3/15/08 vs. PC)
1; New Hampshire (3/10/17 at UML)
1; New Hampshire (3/11/17 at UML)
Semis: 2; Northeastern (3/15/87 vs. BC)
2; UMass Lowell (3/16/01 vs. BC)
2; Boston College (3/19/10 vs. UVM)
Final: 2; UMass Lowell (3/18/17 vs. BC)
3; Maine (3/21/98 vs. BC)

Fewest shots-on-goal by both teams in one full period —

Open: 10; at ND 7, Massachusetts 3 (3/8/15)
Qtrs: 6; New Hampshire 1, UMass Lowell 5 (3/11/17)
Semis: 9; Maine 5, UMass Lowell 4 (3/20/98)
Final: 13; Boston College 7, New Hampshire 6 (3/20/99)
13; Northeastern 8, UMass Lowell 5 (3/19/16)

PENALTIES

Most penalties by all teams in one tournament —
227; 1993

Most penalty minutes by all teams in one tournament —
526; 1993

Most penalties by one team in one tournament —
43; Maine (1993)

Most penalty minutes by one team in one tournament —
138; Merrimack (2012)

Most penalties by one team in one game —

Open: 10; Merrimack (3/6/15 at NU)
Qtrs: 26; Merrimack (3/10/12 at Maine)
Semis: 17; Providence (3/9/88 at Maine)
Final: 13; Maine (3/10/91 vs. BU)
13; Boston University (3/20/93 vs. Maine)

Most penalty minutes by one team in one game —

Open: 41; Vermont (3/1/18 at UMass)
Qtrs: 98; Merrimack (3/10/12 vs. Maine)
Semis: 44; Lowell (3/10/88 at NU)
Final: 34; Maine (3/10/91 vs. BU)
34; Boston University (3/20/93 vs. Maine)

Most penalty minutes by one player in one game —

Open: 15; Hampus Gustafsson, MC (3/6/15 at NU)
Robbie Hennessey, PC (3/4/17 vs. UMass)
Jarrid Privitera, UVM (3/1/18 at UMass)
Qtrs: 32; Patrick Eaves, BC (3/7/03 vs. MC)
Semis: 16; Brendan Buckley, BC (3/20/98 vs. MC)
Final: 14; Eric Fenton, Maine (3/20/03 vs. BU)
14; Joe Sacco, BU (3/20/93 vs. Maine)
14; Matt Martin, Maine (3/10/91 vs. BU)

Most penalties by both teams in one game —

Open: 16; UNH (7/14) at Maine (9/29) (3/3/18)
Qtrs: 50; Merrimack at Maine (3/10/12)
Semis: 32; Providence at Maine (3/9/88)
Final: 24; Maine and Boston University (3/10/91)
24; Maine and Boston University (3/20/93)

Most penalty minutes by both teams in one game —

Open: 43; UNH (7/14) at Maine (9/29) (3/3/18)
Qtrs: 184; Merrimack at Maine (3/10/12)
Semis: 71; Boston College vs. Boston University (3/17/17)
68; Lowell at Northeastern (3/10/88)
Final: 64; Maine and Boston University (3/20/93)

Most penalties by one team in one period —

Open: 5; UConn (3/7/15 at UNH)
Qtrs: 20; Merrimack (3/7/03 at BC)
Semis: 10; Providence (3/9/88 at Maine)
Final: 9; three times
Last by Maine and Boston University (3/20/93)

Most penalty minutes by one team in one period —

Open: 22; Vermont (3/1/18 at UMass)
Qtrs: 81; Merrimack (3/7/03 at BC)
Semis: 41; Boston University (3/17/17 vs. BC)
30; Lowell (3/10/88 at NU)
30; Boston College (3/17/17 vs. BU)
Final: 26; Maine (3/10/91 vs. BU)

Most penalties by both teams in one period —

Open: 7; several, most recent UNH at ME (3/3/18)
Qtrs: 36; Merrimack at Boston College (3/7/03)
Semis: 16; Providence at Maine (3/9/88)
Final: 18; Maine and Boston University (3/20/93)

Most penalty minutes by both teams in one period —

Open: 24; Vermont at Massachusetts (3/1/18)
Qtrs: 146; Merrimack at Boston College (3/7/03)
Semis: 71; Boston College and Boston University (3/17/17)
40; Maine and Boston College (3/20/98)
Final: 48; Maine and Boston University (3/20/93)

HOCKEY EAST TOURNAMENT MISCELLANEOUS RECORDS

TEAM RAPID FIRE

Quickest two goals by one team —

Open: 0:12; Vermont (3/4/17 vs. Maine)
Qtrs: 0:08; Boston University (3/9/96 vs. UMass)
Semis: 0:10; Massachusetts (3/14/03 vs. UNH)
Final: 0:10; New Hampshire (3/20/99 vs. BC)

Quickest two goals by both teams —

Open: 0:12; Vermont (3/4/17 vs. Maine)
Qtrs: 0:08; Boston University 2, Massachusetts 0 (3/9/96)
Semis: 0:06; Maine 1, UMass Lowell 1 (3/20/98)
Final: 0:10; New Hampshire 2, Boston College 0 (3/20/99)

Quickest three goals by one team —

Open: 2:06; Northeastern (3/5/16 vs. Maine)
Qtrs: 1:01; Maine (3/3/90 vs. Lowell)
Semis: 0:44; Boston University (3/20/09 vs. UNH)
Final: 4:47; Boston College (3/17/01 vs. PC)

Quickest three goals by both teams —

Open: 1:21; New Hampshire 2, at Maine 1 (3/10/21)
Qtrs: 0:48; at Boston University 2, Northeastern 1 (3/8/97)
Semis: 1:29; Boston University 3, New Hampshire 0 (3/17/06)
Final: 1:48; Boston College 2, Merrimack 1 (3/19/11)

Quickest four goals by one team —

Open: 22:03; Maine (3/3/18 vs. UNH)
Qtrs: 3:06; Providence (3/12/99 vs. BU)
Semis: 2:54; Boston University (3/17/06 vs. UNH)
Final: 7:50; Boston University (3/15/86 vs. BC)

Quickest four goals by both teams —

Open: 6:20; UMass 4 at Notre Dame 2 (3/6/15)
Qtrs: 2:40; at Maine 2, New Hampshire 2 (3/8/96)
Semis: 2:54; Boston University 4, New Hampshire 0 (3/17/06)
Final: 4:11; Boston College 2, Maine 2 (3/20/10)

Quickest five goals by one team —

Open: 42:29; Vermont (3/3/17 vs. Maine)
Qtrs: 4:56; Providence (3/12/99 vs. BU)
Semis: 10:40; Providence (3/17/95 vs. Maine)
Final: 16:41; Boston University (3/15/86 vs. BC)

Quickest five goals by both teams —

Open: 7:51; New Hampshire 3, at Maine 2 (3/10/21)
Qtrs: 3:42; UMass Lowell 3, at Providence 2 (3/8/97)
Semis: 6:14; Maine 3, UMass Lowell 2 (3/20/98)
Final: 9:38; New Hampshire 3, Boston College 2 (3/20/99)

INDIVIDUAL RAPID FIRE

Fastest goal from the start of a game —

Open: 0:48; Thomas DiPauli, ND (3/8/15 vs. UMA)
Qtrs: 0:08; Austin Cangelosi, BC (3/10/17 vs. UVM)
Semis: 0:13; Mario Thyer, Maine (3/9/88 vs. PC)
0:15; Miles Wood, Boston College (3/18/16 vs. NU)
Final: 0:34; Rico Rossi, NU (3/14/88 vs. Maine)

Fastest goal from the start of a period —

Open: 0:12; Cory Thomas, UVM (3/2/18 at UMass)
Qtrs: 0:08; Austin Cangelosi, BC (3/10/17 vs. UVM)
Semis: 0:08; Dave Buda, NU (3/15/87 vs. BC)
Final: 0:18; Oliver Wahlstrom, BC (3/23/19 vs. NU)
0:27; Tim Sweeney, BC (3/11/89 vs. Maine)

Quickest two goals —

Open: 2:03; John Stevens, NU (3/4/17 vs. UConn)
Qtrs: 0:30; Brian Gionta, BC (3/10/01 vs. MC)
Semis: 1:41; Brian Collins, BU (3/15/02 vs. Maine)
Final: 3:34; Kent Salfi, Maine (3/14/92 vs. UNH)

Quickest three goals —

Open: 36:54; Tyler Ward, UNH (3/9/22 at BC)
Qtrs: 5:10; Andy Heinze, MC (3/4/90 vs. BC)
Semis: 23:21; David Van der Gulik, BU (3/17/06 vs. UNH)
Final: 22:50; Peter Marshall, BU (3/15/86 vs. BC)

LONGEST GAMES

Open: 1. 151:42; UMass 4 at Notre Dame 3 (3/6/15 - 5OT)
2. 95:42; Merrimack 2 at Northeastern 1 (3/7/15 - 2OT)
3. 79:56; UMass 3 vs. Vermont 2 (3/1/18 - OT)
4. 78:01; Merrimack 2 at UMass Lowell 1 (3/2/18 - OT)
5. 76:05; Vermont 3 vs. Maine 2 (3/8/15 - OT)

Qtrs: 1. 96:26; Providence 4, Boston University 3 (3/11/01 - 2OT)
2. 94:18; (New Hampshire 2, Providence 1 (3/10/06 - 2OT)
3. 90:28; (New Hampshire 6, Boston College 5 (3/12/94 - 2OT)
4. 88:34 (Maine 3, New Hampshire 2 (3/13/98 - 2OT)
5. 86:42 (Boston U. 5, New Hampshire 4 (3/11/12 - 2OT)

Semis: 1. 112:27; UMass Lowell 2, Providence 1 (3/18/16 - 3OT)
2. 100:43; Boston College 5, UNH 4 (3/21/08 - 3OT)
3. 92:00; UMass Lowell 6, Boston College 5 (3/18/21 - 2OT)
4. 89:09; Boston College 2, Maine 1 (3/18/05 - 2OT)
5. 85:00; Boston U 6, Boston College 5, (3/14/03 - 2OT)

Final: 1. 109:27; Maine 2, Massachusetts 1 (3/20/04 - 3OT)
2. 77:50; Providence 2, Boston College 1 (3/16/85 - 2OT)
3. 74:22; Boston U. 2, Boston College 1 (3/18/06 - OT)
4. 71:43; New Hampshire 1, Boston U. (3/15/03 - OT)
5. 66:58; Boston College 5, New Hampshire 4 (3/20/99 - OT)

Overall: 1. 151:42; UMass 4 at Notre Dame 3 (3/6/15 - 5OT) Open
2. 112:27; UMass Lowell 2, Providence 1 (3/18/16 - 3OT) Semis
3. 109:27; Maine 2, Massachusetts 1 (3/20/04 - 3OT) Finals
4. 100:43; Boston College 5, UNH 4 (3/21/08 - 3OT) Semis
5. 96:26; Providence 4, Boston U. 3 (3/11/01 - 2OT) Qtrs

Longest scoreless from start of game —

Open: 51:02; UConn vs. New Hampshire (3/7/15)
Qtrs: 75:52; Vermont vs. New Hampshire (3/14/10)
Semis: 47:09; Maine vs. Boston University (3/19/04)
Final: 71:43; Boston University vs. New Hampshire (3/15/03)

THE LAST TIME

A player scored four goals: Four times

Quarterfinals: Jason Krog, UNH, 3/13/99 vs. Merrimack
Marty McInnis, BC, 3/5/90 vs. Merrimack (5 goals)
Joe Sacco, BU, 3/3/90 vs. Northeastern (5 goals)
Martin Robitaille, Maine, 3/3/90 vs. Lowell

A rookie had a hat trick: Five times

Open: --
Quarterfinals: Peter Ferraro, Maine, 3/14/93 vs. Northeastern
Mario Thyer, Maine, 3/9/88 vs. Providence
Jon Morris, Lowell, 3/9/85 at New Hampshire
Semifinals: Chuck Kobasew, BC, 3/16/01 vs. UMass Lowell
Final: --
Consolation: Eric Boguniecki, UNH, 3/19/94 vs. Northeastern

A team scored 10 goals: Three times

Open: --
Quarterfinals: Maine, 16 (3/3/90 vs. Lowell)
Boston University, 14 (3/9/96 vs. UMass)
Semifinals: Maine, 11 (3/9/88 vs. Providence)
Final: --

Hockey East Tournament Records

TEAM SCORING

Most goals by one team in one tournament

30; Boston University (1996)

Most goals per game by one team in one tournament

7.50; Boston University (1996)

Fewest goals allowed per game by one team in one tournament

1.00; Maine (2004)
UMass Lowell (2013)

Most goals by one team in one game

Open: 7; Notre Dame (3/8/15 vs. UMass)
Qtrs: 16; Maine (3/3/90 vs. Lowell)
Semis: 11; Maine (3/9/88 vs. PC)
Final: 9; Boston University (3/15/86 vs. BC)

Most goals by both teams in one game

Open: 9; Boston University 5, UMass 4 (3/5/16)
Qtrs: 16; Maine 16, Lowell 0 (3/3/90)
Semis: 13; Maine 11, Providence 2 (3/9/88)
Final: 13; Boston University 9, Boston College 4 (3/15/86)
13; Boston College 7, Maine 6 (OT) (3/20/10)

Most goals by one team in one period

Open: 5; Notre Dame (3/8/15 vs. Massachusetts)
Qtrs: 7; Maine (3/3/90 vs. Lowell)
7; Providence (3/12/99 vs. BU)
Semis: 6; Boston College (3/15/87 vs. NU)
Final: 5; Boston University (3/15/86 vs. BC)

Most goals by both teams in one period

Open: 5; Notre Dame 2, Massachusetts 3 (3/6/15)
Qtrs: 7; several times
[Last known by BU and Providence (3/12/99)]
Semis: 6; several times
Last by Maine and UMass Lowell (3/20/98)
Final: 6; Boston College and Maine (3/11/90)

Most consecutive goals by one team

Open: 7; Notre Dame 7, Massachusetts 0 (3/8/15)
Qtrs: 16; Maine (3/3/90 vs. Lowell)
Semis: 7; Boston College (3/15/87 vs. NU)
Final: 5; Boston University (3/15/86 vs. BC)

Greatest goal differential in one game

Open: 7; Notre Dame 7, Massachusetts 0 (3/8/15)
Qtrs: 16; Maine 16, Lowell 0 (3/3/90)
Semis: 9; Maine 11, Providence 2 (3/9/88)
Final: 5; Boston University 9, Boston College 4 (3/15/86)

INDIVIDUAL RECORDS BY GAME/PERIOD

Most points in one game

Open: 4; twice by Boston University (3/5/16 vs. UMass)
Danny O'Regan (2g, 2a), Charlie McAvoy (4a)
John Stevens, NU (2g, 2a, 3/4/17 vs. UConn)
Qtrs: 5; several times
[Last known by Chris Kelleher, BU (3/14/98 vs. MC)]
Twice by Peter Ferraro, Maine (3/14/93 vs. NU and 3/11/94 at BU)
Semis: 5; Alex Newhook, BC (3/18/21 vs. UML - 2g, 3a)
5; Mario Thyer, Maine (3/9/88 vs. PC)
5; Brady Kramer, PC (3/17/95 vs. Maine)
Final: 4; Matt Lombardi, BC (3/20/10 vs. Maine)

Most points in one period

Open: 3; Charlie McAvoy, BU (3/5/16 vs. UMass)
Qtrs: 4; Martin Robitaille, Maine (3/3/90 vs. Lowell)
Semis: 4; Brady Kramer, PC (3/17/95 vs. Maine)
4; Chad Quenneville, PC (3/17/95 vs. Maine)
Final: 3; Brandon Hawkins, NU (3/23/19 vs. BC)

Most goals in one game

Open: 3; Tyler Ward, UNH (3/9/22 at BC)
Qtrs: 5; Joe Sacco, BU (3/3/90 vs. NU)
5; Marty McInnis, BC (3/5/90 vs. MC)
Semis: 3; several times
Last by David Van der Gulik, BU (3/17/06 vs. UNH)
Final: 3; Peter Marshall, BU (3/15/86 vs. BC)
3; Matt Lombardi, BC (3/20/10 vs. Maine)

Most goals in one period

Open: 2; several times
Last by Tyler Ward, UNH (3/9/22 at BC)
Qtrs: 4; Martin Robitaille, Maine (3/3/90 vs. Lowell)
Semis: 2; several times
Last by Alex Newhook, BC (3/18/21 vs. UML - 2nd)
Final: 2; several times
Last by Brandon Hawkins, NU (3/23/19 vs. BC)

Most assists in one game

Open: 4; Charlie McAvoy, BU (3/5/16 vs. UMass)
Qtrs: 4; several times
[Last known by Brett Motherwell, BC (3/9/07 vs. NU)]
Semis: 4; Matt Boldy, BC (3/17/21 vs. UML)
Final: 3; Jayme Filipowicz, UNH (3/20/99 vs. BC)
3; Joseph Pendenza, UML (3/22/14 vs. UNH)

Most assists in one period

Open: 3; Charlie McAvoy, BU (3/5/16 vs. UMass)
Qtrs: 3; several times
[Last by Andrew Oglevie, ND (3/11/17 vs. PC)]
Semis: 3; Chad Quenneville, PC (3/17/95 vs. Maine)
3; Nathan Gerbe, BC (3/21/08 vs. UNH)
Final: 2; several times
last by Logan Hutsko, BC (3/23/19 vs. NU)

Most saves in one period

Open: 19; Several - Last by Danny Tirone, UNH (3/3/18 at ME)
Qtrs: 21; Brian Regan, UMA (3/7/97 at UNH)
21; Joe Exter, MC (3/9/02 at UNH)
Semis: 23; Scott Clemmensen, BC (3/16/01 vs. UML)
Final: 21; Nolan Schaefer, PC (3/17/01 vs. BC)

Hockey East Tournament Records

SPECIAL TEAMS

Best power play percentage by one team in one tournament

(minimum of 10 opportunities)
61.5 (8 for 13); Maine (1994)

Best penalty-killing by one team in one tournament

(minimum of 10 opportunities)
16 for 16; Northeastern (1988)
11 for 11; Boston University (2017)
10 for 10; Massachusetts (2019)

Most power play goals by one team in one tournament

11; Maine (1990)
11; Maine (1993)
11; Boston University (1996)

Most short-handed goals by one team in one tournament

5; Boston University (1996)
4; Boston College (2017)

Most short-handed goals by all teams in one tournament

10; 1996

Most power play attempts by one team in one game

Open: 8; Northeastern (3/6/15 vs. Merrimack)
Qtrs: 11; Maine (3/3/90 vs. Lowell)
Semis: 12; New Hampshire (3/18/94 vs. UML)
Final: 7; Maine (3/10/91 vs. BU)
7; Maine (3/14/92 vs. UNH)
7; UMass Lowell (3/21/09 vs. BU)

Most power play goals by one team in one game

Open: 4; Northeastern (3/4/17 vs. UConn)
Qtrs: 8; Maine (3/3/90 vs. Lowell)
Semis: 6; Maine (3/9/88 vs. PC)
Final: 3; Providence (3/16/96 vs. Maine)

Best penalty-killing by one team in one game

Open: 7 for 7; Vermont (3/8/15 vs Maine)
Qtrs: 9 for 9; Providence (3/9/02 at BU)
Semis: 7 for 7; Northeastern (3/10/88 vs. Lowell)
Final: 7 for 7; New Hampshire (3/14/92 vs. Maine)
7 for 7; Boston University (3/21/09 vs. UML)

Most short-handed goals by one team in one game

Open: 1; Boston College (3/9/22 vs. UNH)
Merrimack (3/6/15 vs NU, OT GWG)
Massachusetts (3/7/15 vs ND)
Qtrs: 3; Boston University (3/9/96 vs. UMass)
Semis: 2; several times
Last by Merrimack (3/18/11 vs. UNH)
Final: 1; several times
Last by Boston College (3/17/01 vs. PC)

Most power play goals BY ONE PLAYER in one game —

Open: 2; John Stevens, NU (3/4/17 vs. UConn)
Qtrs: 3; Martin Robitaille, Maine (3/3/90 vs. Lowell)
3; Albie O'Connell, BU (3/14/98)
Semis: 2; David Tomlinson, BU (3/8/91 vs. PC)
2; Blake Bellefeuille, BC (3/19/99 vs. Maine)
2; Chuck Kobasew, BC (3/16/01 vs. UML)
2; Jacob Micflikier, UNH (3/17/06 vs. BU)
2; Danny O'Regan, BU (3/22/13 vs. BC)
Final: 2; Joe Hulbig, PC (3/16/96 vs. Maine)

HOCKEY EAST IN THE NCAA TOURNAMENT

Teams Chosen By Conference (1985-2021*)

Hockey East Association	118
Western Collegiate Hockey Association	112
Central Collegiate Hockey Association	90
ECAC Hockey	82
National Collegiate Hockey Conference	27
Atlantic Hockey	18
Big Ten	17
Other Conferences and Independents	34



Hockey East Appearances in the NCAA Tournament (1985 - 2021)

School	App.	Last	Frozen 4	Runner-up	Titles	Record
Boston College	24	2021	14	5	4 ('01, '08, '10, '12)	43-26-0
Boston University	23	2021	9	3	2 (1995, 2009)	28-24-0
UConn	0	--	0	0	0	0-0-0
Maine	18	2012	11	3	2 (1993, 1999)	30-19-0
Massachusetts	3	2021	2	1	1 (2021)	8-2-0
UMass Lowell	8	2017	1	0	0	8-8-1
Merrimack	1	2011	0	0	0	0-1-0
New Hampshire	18	2013	4	2	0	13-18-0
Northeastern	6	2019	0	0	0	1-6-0
Notre Dame	3	2017	1	0	0	2-3-0
Providence	11	2019	3	1	1 (2015)	14-14-0
Vermont	3	2014	1	0	0	2-3-0
Total Hockey East	118	2021	46	15	10	149-124-1

Hockey East Programs

All-Time in the Division-I NCAA Tournament (1948 - 2021)

School	App.	Last	Frozen 4	Runner-up	Titles	Record
Boston College	36	2016	25	6	5 ('49, '01, '08, '10, '12)	49-42-0
Boston University	37	2021	22	6	5 ('71, '72, '78, '95, '09)	43-38-0
UConn	0	--	0	0	0	0-0-0
Maine	18	2012	11	3	2 ('93, '99)	30-20-0
Massachusetts	3	2019	2	1	1 (2021)	8-2-0
UMass Lowell	8	2017	1	0	0	8-8-1
Merrimack	2	2011	0	0	0	2-3-0
New Hampshire	22	2013	7	2	0	15-25-0
Northeastern	7	2019	1	0	0	3-7-1
Providence	15	2019	5	1	1 (2015)	17-20-0
Vermont	6	2014	2	0	0	3-7-0
Totals	163	2019	79	19	14	186-180-2

There was no NCAA Tournament in 2020 due to the COVID-19 Pandemic.

HOCKEY EAST IN THE NCAA TOURNAMENT

By the Numbers

Seasons: 37

NCAA Bids: 118 (3.28 per year - no tournament in 2020)

Championships: 10

1993 - University of Maine

1995 - Boston University

1999 - University of Maine

2001 - Boston College

2008 - Boston College

2009 - Boston University

2010 - Boston College

2012 - Boston College

2015 - Providence College

2021 - Massachusetts

Runners-up: 15

Total number of Frozen Four representatives: 46

Overall Record: 149-124-1

First Round: 58-43-1

Second Round: 55-44

Semifinals: 26-20

Championship Game: 10-15

Consolation Game: 1-2

Hockey East Regular Season Champions (41 Total):

(title was shared in 94-95, 96-97, 02-03, 15-16, 16-17 three ways)

- Overall Record in NCAA Tournament: 61-37
- 20 qualified for the Frozen Four
- 12 advanced to the NCAA Championship Game
- Five won the NCAA title

Hockey East Tournament Champions (36 Total):

- Overall Record in NCAA Tournament: 69-31
- 23 qualified for the Frozen Four
- 18 advanced to the NCAA Championship Game
- Eight won the NCAA title

Hockey East Combined Champions (17 Total):

(won both regular season and tournament)

- Overall Record in NCAA Tournament: 36-14
- 12 qualified for the Frozen Four
- Nine advanced to the NCAA Championship Game
- Five won the NCAA title

Regionals

- Since regional tournament play began in 1992, 34 of the 56 teams that have advanced to the Frozen Four from the eastern regional tournaments have been from Hockey East. Seventeen Hockey East teams have been sent to the western regionals in the same span, but only two of those have advanced to the Frozen Four.

Frozen Four

- Over the last 22 NCAA Tournaments, Hockey East has boasted 29 of the 88 Frozen Four qualifiers, the most of any conference. By comparison:

Hockey East: 29	WCHA: 20
CCHA: 15	NCHC: 13
ECACH: 8	Big Ten: 4

- At least two Hockey East teams have qualified for the Frozen Four in 14 of the conference's 37 seasons, dominating the competition in that span. By comparison:

Hockey East: 14 times
WCHA: Six times
CCHA: Six times
NCHC: Four times
ECACH: Two times
Big Ten: One time

Championship Game

- At least one Hockey East team has appeared in the National Championship Game in 20 of the last 30 years. Hockey East was represented by at least one team in the NCAA championship game in each of eight straight years from 1997 to 2004. That is the most consecutive appearances in the title game by any conference since the inception of Hockey East in 1984-85.

Hockey East has boasted 23 of the 56 teams that have advanced to the championship game since 1993.

- On three occasions (1995, 1999, 2015) the NCAA championship game featured two Hockey East squads. The only three other occurrences of this since the inception of Hockey East in 1984-85 were once each by the WCHA (2005) and ECAC (2013) and NCHC (2017).

- A Hockey East team has won the NCAA championship game in six of the last 13 National Tournaments.

1993 NCAA CHAMPIONS



1992-93 Maine Black Bears

No.	Player	Cl.	Pos.	Hometown
1	Mike Dunham	Jr.	G	Endwell, N.Y.
2	Andy Silverman	So.	D	Beverly, Mass.
3	Matt Martin	Jr.	D	Hamden, Conn.
4	Chris Imes	Jr.	D	Birchdale, Minn.
5	Jack Rodrigue	So.	D	Nashua, N.H.
6	Jason Weinrich	Jr.	D	Gardiner, Maine
9	Paul Kariya	Fr.	F	No. Vancouver, B.C.
10	Mike Latendresse	So.	F	Montreal, Que.
11	Dan Murphy	Sr.	D	Hamden, Conn.
12	Wayne Conlan	So.	F	West Haven, Conn.
13	Dave MacIsaac	So.	D	Arlington, Mass.
14	Dave LaCouture	Sr.	F	Natick, Mass.
15	Peter Ferraro	Fr.	F	Sound Beach, N.Y.
16	Patrice Tardif	Jr.	F	St. Methode, Que.
17	Chris Ferraro	Fr.	F	Sound Beach, N.Y.
18	Eric Fenton	Sr.	F	So. Portland, Maine
19	Jim Montgomery (C)	Sr.	F	Montreal, Que.
20	Brad Purdie	Fr.	F	Ormeaux, Que.
22	Kent Salfi	Sr.	F	Clifton Park, N.Y.
24	Lee Saunders	Jr.	D	Fernie, B.C.
25	Justin Tomberlin	Jr.	F	Coleraine, Minn.
26	Chuck Texiera	Jr.	F	Easton, Mass.
27	Martin Mercier	Sr.	F	Lachine, Que.
30	Garth Snow	Sr.	G	Wrentham, Mass.
31	Cal Ingraham	Jr.	F	Georgetown, Mass.
33	Greg Hirsch	Fr.	G	Chelmsford, Mass.
36	Jamie Thompson	Fr.	F	Wayland, Mass.

Head Coach:

Shawn Walsh

Assistant Coaches:

Red Gendron

Grant Standbrook

1993 NCAA Championship Game

April 3, 1993 • Bradley Center • Milwaukee, Wis.

	1	2	3	F
Maine	2	0	3	5
Lake Superior State	1	3	0	4

First Period:

Maine – Patrice Tardif (Latendresse), 0:03

Maine – Chris Ferraro (Imes, P. Ferraro), 7:10

LSSU – Mike Bachusz (Angelelli, Ness), 17:02

Second Period:

LSSU – Clayton Beddoes (unassisted), 7:01 (PP)

LSSU – John Hendry (Beddoes), 15:46

LSSU – Wayne Strachan (Hullett), 18:42

Third Period:

Maine – Jim Montgomery (Kariya), 4:19

Maine – Jim Montgomery (Imes, Kariya), 7:40

Maine – Jim Montgomery (Kariya), 8:54 (PP)

Shots on Goal:

Maine – 11-10-8 – 29

LSSU – 6-10-8 – 24

Saves:

Maine – Dunham 12, Snow 8

LSSU – Blaine Lacher 24

Penalties: Maine 5-10; LSSU 6-12

Power Plays: Maine 1 for 3; LSSU 1 for 2

Most Outstanding Player: Jim Montgomery (Maine)

1995 NCAA CHAMPIONS



1994-95 Boston University Terriers

No.	Player	Cl.	Pos.	Hometown
2	Kaj Linna	Sr.	D	Helsinki, Finland
3	Chris O'Sullivan	So.	F	Dorchester, Mass.
4	Chris Kelleher	Fr.	D	Dedham, Mass.
5	Doug Wood	Jr.	D	Sudbury, Mass.
7	Rich Brennan	Sr.	D	Guilford, N.Y.
8	Bill Pierce	So.	F	Burlington, Mass.
9	Shawn Bates	So.	F	Medford, Mass.
10	Peter Donatelli	Fr.	F	No. Providence, R.I.
11	Bob Lachance	Jr.	F	Bristol, Conn.
12	Mike Grier	So.	F	Holliston, Mass.
14	John Hynes	Fr.	F	Warwick, R.I.
15	Mike Sylvia	Fr.	F	Newton, Mass.
16	Kenny Rausch	Sr.	F	Danbury, Conn.
17	Jay Pandolfo	Jr.	F	Burlington, Mass.
18	Chris Drury	Fr.	F	Fairfield, Conn.
19	Steve Thornton	Sr.	F	Gloucester, Ont.
20	Jeff Kealty	Fr.	D	Framingham, Mass.
21	Mike Prendergast	Sr.	F	So. Boston, Mass.
22	Matt Wright	So.	F	Belmont, Mass.
24	Jacques Joubert (C)	Sr.	F	South Bend, Ind.
26	Jon Coleman	So.	D	Canton, Mass.
27	Shane Johnson	So.	D	Brandon, Man.
30	Tom Noble	Fr.	G	Hanover, Mass.
35	Derek Herlofsky	Sr.	G	Minneapolis, Minn.

Head Coach: Jack Parker
Assistant Coaches: Bill Berglund
Mike Eruzione
Blaise MacDonald

1995 NCAA Championship Game

April 1, 1995 • Providence Civic Center • Providence, R.I.

	1	2	3	F
Boston University	1	2	3	6
Maine	0	1	1	2

First Period:

BU – Steve Thornton (unassisted), 14:57 (PP)

Second Period:

BU – Chris O'Sullivan (Thornton, Grier), 7:27

BU – Jacques Joubert (Linna, Prendergast), 9:15 (PP)

Maine – Tim Lovell (Frenette, Thompson), 14:51

Third Period:

Maine – Trevor Roenick (Rodrigue, Tory), 0:31 (PP)

BU – Mike Sylvia (Bates, Pandolfo), 5:23

BU – Chris O'Sullivan (Brennan, Grier), 8:30 (PP)

BU – Bob Lachance (Thornton), 18:47 (SH)

Shots on Goal:

BU – 11-14-14 – 39

Maine – 9-5-9 – 23

Saves:

BU – Tom Noble 21

Maine – Blair Allison 33

Penalties: BU 10-20; Maine 6-12

Power Plays: BU 3 for 4; Maine 1 for 8

Most Outstanding Player: Chris O'Sullivan (BU)

1999 NCAA CHAMPIONS



1998-99 Maine Black Bears

No.	Player	Cl.	Pos.	Hometown
2	Eric Turgeon	Fr.	D	Augusta, Maine
3	Doug Janik	Fr.	D	Agawam, Mass.
4	Peter Metcalf	Fr.	D	Pembroke, Mass.
5	Robert Ek	Jr.	D	Lulea, Sweden
7	Adam Tate	So.	D	Kanata, Ont.
10	Tuomo Jaaskelainen	So.	F	Helsinki, Finland
11	Jason Vitorino (C)	Sr.	F	Brookline, Mass.
12	Ben Guite	Jr.	F	Montreal, Que.
13	Marcus Gustafsson	Sr.	F	Knivsta, Sweden
15	Niko Dimitrakos	Fr.	F	Somerville, Mass.
16	Dan Kerluke	So.	F	Brampton, Ont.
17	Bobby Stewart (C)	Sr.	F	Ft. McMurray, Alb.
18	Steve Kariya (C)	Sr.	F	No. Vancouver, B.C.
21	Matthias Trattnig	So.	F	Graz, Austria
24	Jim Leger	Jr.	F	Saugus, Mass.
25	David Cullen (C)	Sr.	D	St. Catharines, Ont.
26	A.J. Begg	Fr.	F	Vancouver, B.C.
27	Ed Wood	Fr.	F	Thompson, Man.
29	Anders Lundback	So.	F	Lulea, Sweden
30	Mike Morrison	Fr.	G	Exeter, N.H.
31	Brendan Walsh	Jr.	F	Dorchester, Mass.
32	Magnus Lundback	So.	F	Lulea, Sweden
33	Alfie Michaud	Jr.	G	Selkirk, Man.
37	Barrett Heisten	Fr.	F	Anchorage, Alaska
39	Cory Larose	So.	F	Campbellton, N.B.

Head Coach:

Assistant Coaches:

Shawn Walsh

Nate Leaman

Gene Reilly

Grant Standbrook

1999 NCAA Championship Game

April 3, 1999 • Arrowhead Pond • Anaheim, Calif.

	1	2	3	OT	F
Maine	1	1	0	1	3
New Hampshire	0	1	1	0	2

First Period:

Maine – Ben Guite (Vitorino, Kerluke), 15:47 (PP)

Second Period:

Maine –a Niko Dimitrakos (Cullen, Metcalf), 4:10

UNH – Darren Haydar (Souza, Conklin), 15:58

Third Period:

UNH – Mike Souza (Krog, Haydar), 3:33

Overtime:

Maine – Marcus Gustafsson (Larose), 10:50

Shots on Goal:

Saves:

Maine – 12-11-7-9 – 36 Maine – Alfie Michaud 46


UNH – 16-19-8-5 – 48 UNH – Ty Conklin 36

Penalties: Maine 8-16; UNH 9-26

Power Plays: Maine 1 for 7; UNH 0 for 7

Most Outstanding Player: Alfie Michaud (Maine)

2001 NCAA CHAMPIONS



2000-01 BOSTON COLLEGE EAGLES

No.	Player	Cl.	Pos.	Hometown
1	Tim Kelleher	So.	G	Belmont, Mass.
2	Bobby Allen	Sr.	D	Hull, Mass.
4	Brooks Orpik	Jr.	D	East Amherst, N.Y.
5	Bill Cass	So.	D	Hingham, Mass.
6	Marty Hughes	Sr.	F	Hicksville, N.Y.
7	Rob Scuderi	Sr.	D	Bethpage, N.Y.
8	Anthony D'Arpino	So.	D	Johnston, R.I.
10	Jeff Giuliano	Jr.	F	Nashua, N.H.
11	Krys Kolanos	So.	F	Calgary, Alb.
12	Brian Gionta (C)	Sr.	F	Rochester, N.Y.
13	Tony Voce	Fr.	F	Philadelphia, Pa.
14	Ty Hennes	Fr.	F	Kent, Wash.
15	Ales Dolinar	Jr.	F	East Northport, N.Y.
17	A.J. Walker	So.	F	Faribault, Minn.
18	Mark McLennan	Sr.	F	Kanata, Ont.
19	Chuck Kobasew	Fr.	F	Osoyoos, B.C.
20	Joe Schuman	Fr.	D	Bloomington, Minn.
22	Ben Eaves	Fr.	F	Faribault, Minn.
23	J.D. Forrest	Fr.	D	Auburn, N.Y.
24	Brett Peterson	Fr.	D	Northborough, Mass.
25	Justin Dziama	Fr.	F	Natick, Mass.
27	Mike Lephart	Sr.	F	Niskayuna, N.Y.
28	Dan Sullivan	Sr.	D	So. Windsor, Conn.
29	Tom Egan	So.	G	Rye, N.Y.
30	Scott Clemmensen	Sr.	G	Urbandale, Iowa

Head Coach: Jerry York
Assistant Coaches: Mike Cavanaugh
 Jim Logue
 Scott Paluch

2001 NCAA Championship Game

April 7, 2001 • Pepsi Arena • Albany, NY

	1	2	3	OT	F
Boston College	0	2	0	1	3
North Dakota	0	0	2	0	2

First Period:

No scoring

Second Period:

BC – Chuck Kobasew (Giuliano), 5:26 (PP)

BC – Mike Lephart (Forrest, Allen), 8:50

Third Period:

UND – Tim Skarperud (Roche, Lundbohm), 16:18 (PP)

UND – Wes Dorey (Schneekloth, Lundbohm), 19:24

Overtime:

BC – Krys Kolanos (Voce, Kobasew), 4:43

Shots on Goal:

BC – 9-12-7-3 – 31

UND – 9-9-16-3 – 37

Saves:

BC – Scott Clemmensen 35

UND – Karl Goehring 28

Penalties: BC 7-14; UND 7-14

Power Plays: BC 1 for 7; UND 1 for 7

Most Outstanding Player: Chuck Kobasew (BC)

2008 NCAA CHAMPIONS



2007-08 Boston College Eagles

No.	Player	Cl.	Pos.	Hometown
1	John Muse	Fr.	G	East Falmouth, Mass.
2	Anthony Aiello	Jr.	D	Braintree, Mass.
4	Mike Brennan (C)	Sr.	D	Smithtown, N.Y.
5	Tim Filangieri	Jr.	D	Islip Terrace, N.Y.
6	Tim Kunes	Jr.	D	Huntington, N.Y.
7	Carl Sneep	So.	D	Nisswa, Minn.
9	Nathan Gerbe	Jr.	F	Oxford, Mich.
10	Ryan Hayes	Fr.	F	Syracuse, N.Y.
11	Joe Adams	Sr.	F	Wayzata, Minn.
12	Ben Smith	So.	F	Avon, Conn.
13	Pat Gannon	Sr.	F	Arlington, Mass.
14	Matt Greene (A)	Sr.	F	Plymouth, Mass.
15	Joe Whitney	Fr.	F	Reading, Mass.
17	Brian Gibbons	Fr.	F	Braintree, Mass.
18	Kyle Kucharski	Jr.	F	Saugus, Mass.
19	Brock Bradford	Jr.	F	Burnaby, B.C.
20	Joseph Ehiorobo	So.	F	Farmingdale, Maine
21	Benn Ferriero	Jr.	F	Essex, Mass.
22	Dan Bertram (A)	Sr.	F	Calgary, Alb.
24	Matt Lombardi	So.	F	Milton, Mass.
25	Matt Price	So.	F	Milton, Ont.
26	Nick Petrecki	Fr.	D	Clifton Park, N.Y.
27	Andrew Orpik	Jr.	F	East Amherst, N.Y.
28	Corey Griffin	So.	F	Hingham, Mass.
29	Alex Kremer	So.	G	Darien, Conn.
30	Andrew Margolin	Fr.	G	Mahwah, N.J.

Head Coach:

Associate Head Coach:

Assistant Coaches:

Jerry York

Mike Cavanaugh

Greg Brown

Jim Logue

2008 NCAA Championship Game

April 12, 2008 • Pepsi Center • Denver, Colo.

	1	2	3	F
Boston College	0	3	1	4
Notre Dame	0	1	0	1

First Period:

No Goals

Second Period:

BC - Nathan Gerbe (Gibbons, Smith), 2:23

BC - Nathan Gerbe (Smith, Bertram), 5:37

BC - Joe Whitney (Gerbe, Ferriero), 8:11

ND - Kevin Deeth (Lawson, Cole), 9:07

Third Period:

BC - Ben Smith (Gerbe, Gibbons), 5:31

Shots on Goal:

BC - 7-11-5 - 23

ND - 5-8-8 - 21

Saves:

BC - John Muse 20

ND - Jordan Pearce 19

Penalties: BC 8-16; ND 5-10

Power Plays: BC 2 for 5; ND 0 for 8

Most Outstanding Player: Nathan Gerbe (BC)

2009 NCAA CHAMPIONS



2008-09 Boston University Terriers

No.	Player	Cl.	Pos.	Hometown
2	Eric Gryba	Jr.	D	Saskatoon, Sask.
3	Kevin Shattenkirk	So.	D	New Rochelle, N.Y.
4	Ryan Ruikka	Fr.	D	Chelsea, Mich.
5	David Warsofsky	Fr.	D	Marshfield, Mass.
6	Joe Pereira	So.	F	West Haven, Conn.
7	Brian Strait (A)	Jr.	D	Waltham, Mass.
8	Steve Smolinsky	Sr.	F	Plymouth, Mass.
9	Corey Trivino	Fr.	F	Toronto, Ont.
10	Chris Higgins	Sr.	F	Lynnfield, Mass.
11	Zach Cohen	Jr.	F	Schaumburg, Ill.
12	Chris Connolly	Fr.	F	Duluth, Minn.
13	Nick Bonino	So.	F	Unionville, Conn.
14	Andrew Glass	Fr.	F	Wrentham, Mass.
15	John McCarthy (C)	Sr.	F	Andover, Mass.
16	Kevin Gilroy	Fr.	F	North Bellmore, N.Y.
17	Victor Saponari	So.	F	Powder Springs, Ga.
18	Brandon Yip	Sr.	F	Maple Ridge, B.C.
21	Jason Lawrence	Sr.	F	Saugus, Mass.
22	Russ Gaudet	Fr.	F	Burlington, Mass.
25	Colby Cohen	So.	D	Villanova, Pa.
26	Luke Popko	Jr.	F	Skillman, N.J.
27	Vinny Saponari	Fr.	F	Powder Mills, Ga.
31	Kieran Millan	Fr.	G	Edmonton, Alb.
32	Adam Kraus	So.	G	Irving, Texas
33	Colin Wilson	So.	F	Winnipeg, Man.
35	Grant Rollheiser	Fr.	G	Chilliwack, B.C.
97	Matt Gilroy (C)	Sr.	D	North Bellmore, N.Y.

Head Coach: Jack Parker
Associate Head Coach: David Quinn
Assistant Coaches: Mike Bavis
 Mike Geragosian

2009 NCAA Championship Game

April 11, 2009 • Verizon Center • Washington, D.C.

	1	2	3	OT	F
Miami	1	2	0	0	3
Boston Univeristy	1	0	2	1	4

First Period:

BU -- Chris Connolly (Warsofsky, Gryba), 15:15

Second Period:

MIA -- Gary Steffes (Miele, Palmer), 2:01

Third Period:

MIA -- Tommy Wingels (Camper), 12:31
 MIA -- Trent Vogelhuber (Kaufman), 15:52
 BU -- Zach Cohen (Bonino, Brandon Yip), 19:00
 BU -- Nick Bonino (Gilroy, Higgins), 19:42

Overtime:

BU -- Colby Cohen (Shattenkirk, Connolly), 11:47

Shots on Goal:

MIA -- 10-9-9-4 -- 32
 BU -- 9-7-7-9 -- 32

Saves:

MIA -- Cody Reichard- 28
 BU -- Kieran Millan- 29

Penalties: Miami 3-6; BU 8-16

Power Plays: Miami 0-7; BU 0-2

Most Outstanding Player: Colby Cohen (BU)

2010 NCAA CHAMPIONS



2009-10 Boston College Eagles

No.	Player	Cl.	Pos.	Hometown
1	John Muse	Jr.	G	East Falmouth, Mass.
2	Brian Dumoulin	Fr.	D	Biddeford, Maine
4	Tommy Cross	So.	D	Simsbury, Conn.
5	Philip Samuelsson	Fr.	D	Scottsdale, Ariz.
6	Patrick Wey	Fr.	D	Pittsburgh, Pa.
7	Carl Sneep	Sr.	D	Nisswa, Minn.
8	Edwin Shea	So.	D	Shrewsbury, Mass.
9	Barry Almeida	So.	F	Springfield, Mass.
10	Jimmy Hayes	So.	F	Dorchester, Mass.
11	Pat Mullane	Fr.	F	Wallingford, Conn.
12	Ben Smith	Sr.	F	Avon, Conn.
13	Cam Atkinson	So.	F	Greenwich, Conn.
14	Brooks Dyroff	Fr.	F	Boulder, Col.
15	Joe Whitney	Jr.	F	Reading, Mass.
17	Brian Gibbons	Jr.	F	Braintree, Mass.
19	Chris Kreider	Fr.	F	Boxford, Mass.
21	Steven Whitney	Fr.	F	Reading, Mass.
22	Paul Carey	So.	F	Weymouth, Mass.
23	Malcolm Lyles	So.	D	Miami Gardens, Fla.
24	Matt Lombardi	Sr.	F	Milton, Mass.
25	Matt Price	Sr.	F	Milton, Ont.
27	Patch Alber	Fr.	D	Clifton Park, N.Y.
28	Tommy Atkinson	So.	F	Greenwich, Conn.
30	Chris Venti	So.	G	Needham, Mass.
35	Parker Milner	Fr.	G	Pittsburgh, Pa.

Head Coach:

Associate Head Coach:

Assistant Coaches:

Jerry York

Mike Cavanaugh

Greg Brown

Jim Logue

2010 NCAA CHAMPIONSHIP GAME

April 10, 2010 • Ford Field • Detroit, Mich.

	1	2	3	F
Boston College	1	0	4	5
Wisconsin	0	0	0	0

First Period:

BC - Ben Smith (S. Whitney, J. Whitney), 12:57

Second Period:

No Scoring

Third Period:

BC - Cam Atkinson (J. Whitney, Gibbons), 1:38

BC - Jimmy Hayes (Hayes, Samuelsson), 3:40

BC - Cam Atkinson (Gibbons, J. Whitney), 7:20

BC - Matt Price (unassisted), 15:29

Shots on Goal:

BC - 12-6-8 - 26

WIS - 5-9-6 - 20

Saves:

BC - John Muse 20


WIS - Scott Gudmandson 21

Penalties: BC 4-8; WIS 6-12

Power Plays: BC 2-5; WIS 0-3

Most Outstanding Player: Ben Smith (BC)

2012 NCAA CHAMPIONS



2011-12 Boston College Eagles

No.	Player	Cl.	Pos.	Hometown
1	Brian Billett	Fr.	G	Brunswick, Maine
2	Brian Dumoulin	Jr.	D	Biddeford, Maine
3	Patch Alber	Jr.	D	Clifton Park, N.Y.
4	Tommy Cross (C)	Sr.	D	Simbury, Conn.
5	Mark Begert	Fr.	D	West Vancouver, B.C.
6	Patrick Wey	Jr.	D	Pittsburgh, Pa.
7	Isaac MacLeod	So.	D	Nelson, B.C.
8	Edwin Shea	Sr.	D	Shrewsbury, Mass.
9	Barry Almeida (A)	Sr.	F	Springfield, Mass.
10	Danny Linell	Fr.	F	Great Neck, N.Y.
11	Pat Mullane	Jr.	F	Wallingford, Conn.
12	Kevin Hayes	So.	F	Dorchester, Mass.
13	Johnny Gaudreau	Fr.	F	Carneys Point, N.J.
14	Brooks Dyroff	Jr.	F	Boulder, Col.
15	Cam Spiro	Fr.	F	Hingham, Mass.
17	Destry Straight	Fr.	F	West Vancouver, B.C.
18	Michael Sit	Fr.	F	Edina, Minn.
19	Chris Kreider	Jr.	F	Boxford, Mass.
21	Steven Whitney	Jr.	F	Reading, Mass.
22	Paul Carey (A)	Sr.	F	Weymouth, Mass.
23	Patrick Brown	So.	F	Bloomfield Hills, Mich.
24	Bill Arnold	So.	F	Needham, Mass.
27	Quinn Smith	Fr.	F	Fairfield, Conn.
28	Tommy Atkinson	Sr.	F	Greenwich, Conn.
30	Chris Venti	Sr.	G	Needham, Mass.
35	Parker Milner	Jr.	G	Pittsburgh, Pa.

Head Coach:

Jerry York

Associate Head Coach:

Mike Cavanaugh

Assistant Coaches:

Greg Brown

Jim Logue

2012 NCAA CHAMPIONSHIP GAME

April 7, 2012 • TB Times Forum • Tampa, Fla.

	1	2	3	F
Ferris State	1	0	0	1
Boston College	2	0	2	4

First Period:

BC - Steven Whitney - 15 (Almeida), 3:18

FSU- Garrett Thompson - 11 (Huff, Ouellette), 5:19

BC- Paul Carey - 18 (Dumoulin, Mullane), 10:33 (PP)

Second Period:

No Scoring

Third Period:

BC- Johnny Gaudreau - 21 (Hayes, Wey), 16:58

BC- Steven Whitney- 16 (Arnold), 18:57

Shots on Goal:

FSU - 7-15-6 - 28

BC - 8-14-15 - 37

Saves:

FSU - Taylor Nelson 33

BC - Parker Milner 27

Penalties: FSU 4-8; BC 5-10

Power Plays: FSU 0-4; BC 1-3

Most Outstanding Player: Parker Milner (BC)

2015 NCAA CHAMPIONS



2015 Providence College Friars

No.	Name	Cl.	Pos.	Hometown
1	Brendan Leahy	So.	G	Reading, Massachusetts
2	Logan Day	Fr.	D	Seminole, Florida
3	John Gilmour	Jr.	D	Montreal, Quebec
4	Mark Adams	Sr.	D	Boxford, Massachusetts
5	Kyle McKenzie	So.	D	Aston, Pennsylvania
6	Tom Parisi	Jr.	D	Commack, New York
7	Drew Brown	Sr.	F	Grass Lake, Michigan
9	Trevor Mingoia	Jr.	F	Fairport, New York
10	Mark Jankowski	Jr.	F	Dundas, Ontario
11	Niko Rufo	So.	F	Stoneham, Massachusetts
12	Stefan Demopoulos	Sr.	F	La Mesa, California
14	Ross Mauermann	Sr.	F	Janesville, Wisconsin
15	Steven McParland	Jr.	F	Schreiber, Ontario
16	Anthony Florentino	So.	D	West Roxbury, Massachusetts
17	Brooks Behling	Jr.	F	Pittsburgh, Pennsylvania
18	Nick Saracino	Jr.	F	St. Louis, Missouri
19	Jake Walman	Fr.	D	Toronto, Ontario
20	Shane Luke	Sr.	F	Dauphin, Manitoba
21	Kevin Rooney	Jr.	F	Canton, Massachusetts
22	Brandon Tanev	Jr.	F	Toronto, Ontario
23	Truman Reed	Fr.	D	Anchorage, Alaska
24	Noel Acciari	Jr.	F	Johnston, Rhode Island
25	Robbie Hennessey	Fr.	F	Garnet Valley, Pennsylvania
26	Brian Pinho	Fr.	F	North Andover, Massachusetts
27	Josh Monk	So.	D	Langley, British Columbia
28	Alex Cromwell	Fr.	F	McKinney, Texas
29	Conor MacPhee	So.	F	Windham, New Hampshire
32	Jon Gillies	Jr.	G	South Portland, Maine
35	Nick Ellis	So.	G	Millersville, Maryland

Head Coach: Nate Leaman
Associate Head Coach: Steve Miller
Assistant Coach: Kris Mayotte

2015 NCAA Championship Game

April 11, 2015 • TD Garden • Boston, Mass.

	1	2	3	F
Providence	1	1	2	4
Boston University	2	1	0	3

First Period:

Prov – Anthony Florentino (Acciari, Luke), 9:25

BU – Ahti Oksanen, 12:50

BU – Danny O'Regan (Eichel), 12:54

Second Period:

Prov – Mark Jankowski (Mingoia, Mauermann), 4:29 (PP)

BU – Cason Hohmann (Oksanen), 11:36

Third Period:

Prov – Tom Parisi, 11:24

Prov – Brandon Tanev (Rooney), 13:43

Shots on Goal:

Prov – 6-17-20 – 43

BU – 18-22-12 – 52

Saves:

Prov – Gillies 49


BU – O'Connor 39

Penalties: Providence 1-2; BU 3-6

Power Plays: Providence 1 for 3; BU 0 for 1

Most Outstanding Player: Jon Gillies - Providence

2021 NCAA CHAMPIONS



2021 Massachusetts Minutemen

No.	Name	Cl.	Pos.	Hometown
1	Zac Steigmeyer	Sr	G	Ludlow, Mass.
2	Marc Del Gaizo	Jr	D	Basking Ridge, N.J.
3	Ty Farmer	Jr	D	O'Fallon, Mo.
4	Matthew Kessel	So	D	Bloomfield Hills, Mich.
5	Linden Alger	Fr	D	Centerville, Mass.
6	Kolby Vegara	Jr	D	Malden, Mass.
7	Cal Kiefiuk	So	F	Macomb, Mich.
8	Bobby Trivigno	Jr	F	Setauket, N.Y.
10	Josh Lopina	Fr	F	Minooka, Ill.
11	Carson Gicewicz	Sr	F	Orchard Park, N.Y.
12	Garrett Wait	Jr	F	Edina, Minn.
13	Reed Lebster	So	F	Grand Rapids, Mich.
15	Oliver MacDonald	Fr	F	Grosse Pointe, Mich.
17	Phillip Lagunov	Sr	F	Hamilton, Ont.
18	Jake Gaudet	Sr	F	Ottawa, Ont.
19	Ryan Sullivan	Fr	F	Grosse Pointe, Mich.
20	Oliver Chau	Sr	F	Oakville, Ont.
22	Jerry Harding	So	F	Canton, Mass.
23	Gianfranco Cassaro	So	D	Nobleton, Ont.
24	Zac Jones	So	D	Glen Allen, Va.
25	Aaron Bohlinger	Fr	D	Walden, N.Y.
26	Colin Felix	Jr	D	Ocean City, N.J.
27	Anthony Del Gaizo	Jr	F	Basking Ridge, N.J.
28	Eric Faith	So	F	Carp, Ont.
29	George Mika	Sr	F	Naples, Fla.
31	Matt Murray	Sr	G	St. Albert, Alta.
32	Henry Graham	Fr	G	Manhattan, N.Y.
35	Filip Lindberg	Jr	G	Espoo, Finland

Head Coach: Greg Carvel
Associate Head Coach: Ben Barr
Associate Head Coach: Jared DeMichiel

2021 NCAA Championship Game

April 10, 2021 • PPG Paints Arena • Pittsburgh, Pa.

	1	2	3	F
St. Cloud State	0	0	0	0
Massachusetts	2	2	1	5

First Period:

UMass (GW) – Aaron Bohlinger (Ryan Sullivan, Ty Farmer), 7:26

UMass – Reed Lebster (Cal Kiefiuk), 18:56

Second Period:

UMass (SH) – Philip Lagunov, 5:10

UMass (PP) – Matthew Kessel (Oliver Chau, Jake Gaudet), 13:45

Third Period:

UMass – Bobby Trivigno (Lebster), 6:00

Shots on Goal:

SCSU – 3-12-10 -- 25
UMass – 7-6-9 -- 22

Saves:

SCSU – David Hrenak 17
UMass – Filip Lindberg 25

Penalties: SCSU 2-4; UMass 3-6

Power Plays: SCSU 0 for 3; UMass 1 for 2

Most Outstanding Player: Bobby Trivigno, UMass

NCAA TOURNAMENT RESULTS

Season	Opening Round	Quarterfinals	Semifinals	Championship	Consolation
1985	--	BC def. Minnesota (5-7, 4-1) PC def. MSU (2-3, 4-2)	PC def. BC (4-3 3 OT)	RPI def. PC (2-1)	UMD def. BC (7-6 OT)
1986	--	Minnesota def. BU (6-4, 5-3) MSU def. BC (6-4, 4-2)	--	--	--
1987	--	Minnesota def. BC (4-1, 2-3) Michigan State def. ME (6-2, 5-3)	--	--	--
1988	MC def. NU (3-5, 7-3) Wisconsin def. UML (7-1, 4-4)	ME def. Bowling Green (5-1, 4-3)	Lake Superior def. ME (6-3)	--	ME def. Minnesota (5-2)
1989	PC def. NMU (5-9, 4-2, 2-0) BC def. Bowling Green (8-5, 4-2)	ME def. PC (6-8, 3-2, 4-3 2OT) MSU def. BC (3-6, 7-2, 5-4 OT)	Minnesota def. ME (7-4)	--	MUS def. ME (7-4)
1990	ME def. Bowling Green (8-4, 5-2) BU def. UND (5-8, 5-3, 5-0)	BC def. Minnesota (4-2, 1-2, 6-1) Wisconsin def. ME (7-3, 4-3 OT) BU def. MSU (3-6, 5-3, 5-3)	Wisconsin def. BC (2-1) Colgate def. BU (3-2)	--	--
1991	Minnesota def. PC (3-4, 8-4, 8-3) UAA def. BC (3-2, 3-1)	ME def. Minnesota (4-0, 5-0) BU def. Michigan (4-1, 8-1)	NMU def. ME (5-3) BU def. Clarkson (7-3)	NMU def. BU (8-7 3OT)	--
1992	MSU def. BU (4-2) Wisconsin def. UNH (4-2)	MSU def. ME (3-2)	--	--	--
Season	Opening Round	Regional Finals	Semifinals	Championship	
1993	--	ME def. Minnesota (6-2) BU def. NMU (4-1)	Lake Superior def. BU (6-1) ME def. Michigan (4-3 OT)	ME def. Lake Superior (5-4)	
1994	UNH def. RPI (2-0) UML def. MSU (4-3) Lake Superior def. NU (6-5 OT)	BU def. Wisconsin (4-1) Harvard def. UNH (7-1) Minnesota def. UML (2-1 2OT)	BU def. Minnesota (4-1)	Lake Superior def. BU (9-1)	
1995	Denver def. UNH (9-2)	BU def. Lake Superior (6-2) ME def. Denver (4-2)	BU def. Minnesota (7-3) ME def. Michigan (4-3 OT)	BU def. ME (6-2)	
1996	Minnesota def. PC (5-1) UML def. MSU (6-2)	BU def. Clarkson (3-2) Colorado College def. UML (5-3)	Michigan def. BU (4-0)	--	
1997	Colorado College def. UNH (3-2)	BU def. Denver (4-3 OT)	BU def. Michigan (3-2)	UND def. BU (6-4)	
1998	UNH def. Wisconsin (7-4)	BC def. Colorado College (6-1) UNH def. BU (4-3 OT)	Michigan def. UNH (4-0) BC def. Ohio State (5-2)	Michigan def. BC (3-2 OT)	
1999	ME def. Ohio State (4-2) BC def. NMU (2-1)	ME def. Clarkson (7-2) UNH def. Michigan (2-1 OT) BC def. UND (3-1)	UNH def. MSU (5-3) ME def. BC (2-1 OT)	ME def. UNH (3-2 OT)	
2000	Niagara def. UNH (4-1) BC def. MSU (6-5 OT) BU def. St. Cloud State (5-3)	ME def. Michigan (5-2) BC def. Wisconsin (4-1) St. Lawrence def. BU (4-2 4OT)	UND def. ME (2-0) BC def. St. Lawrence (4-2)	UND def. BC (4-2)	
2001	ME def. Minnesota (5-4 OT) Wisconsin def. PC (4-1)	BC def. ME (3-1)	BC def. Michigan (4-2)	BC def. UND (3-2 OT)	
2002	ME def. Harvard (4-3 OT)	ME def. BU (4-3) UNH def. Cornell (4-3)	ME def. UNH (7-2)	Minnesota def. ME (4-3 OT)	
2003	BU def. Harvard (6-4) UNH def. St. Cloud State (5-2) BC def. Ohio State (1-0) Michigan def. ME (2-1)	UNH def. BU (3-0) Cornell def. BC (2-1 2OT)	UNH def. Cornell (3-2)	Minnesota def. UNH (5-1)	
2004	ME def. Harvard (5-4) BC def. Niagara (5-2) Michigan def. UNH (4-1)	ME def. Wisconsin (2-1 OT) BC def. Michigan (3-2 OT)	ME def. BC (2-1)	Denver def. ME (1-0)	
2005	BC def. Mercyhurst (5-4) UND def. BU (4-0) Minnesota def. ME (1-0 OT) UNH def. Harvard (3-2 OT)	Denver def. UNH (4-2) UND def. BC (6-3)	--	--	

NCAA TOURNAMENT RESULTS

Season	Opening Round	Regional Finals	Semifinals	Championship
2006	BU def. Nebraska Omaha (9-2) BC def. Miami (5-0) ME def. Harvard (6-1) Michigan State def. UNH (1-0)	BC def. BU (5-0) ME def. MSU (5-4)	BC def. UND (6-5) Wisconsin def. ME (5-2)	Wisconsin def. BC (2-1)
2007	UMass def. Clarkson (1-0 OT) BC def. St. Lawrence (4-1) ME def. St. Cloud State (4-1) Michigan State def. BU (5-1) Miami def. UNH (2-1)	BC def. Miami (4-0) ME def. UMass (3-1)	BC def. UND (6-4) MSU def. ME (4-2)	MSU def. BC (3-1)
2008	Notre Dame def. UNH (7-3) BC def. Minnesota (5-2)	BC def. Miami (4-3 OT)	BC def. UND (6-1)	BC def. Notre Dame (4-1)
2009	BU def. Ohio State (8-3) UNH def. North Dakota (6-5 OT) UVM def. Yale (4-1) Cornell def. NU (3-2)	BU def. UNH (2-1) UVM def. Air Force (2OT)	BU def. UVM (5-4)	BU def. Miami (4-3 OT)
2010	BC def. Alaska (3-1) UNH def. Cornell (6-2) Wisconsin def. UVM (3-2)	BC def. Yale (9-7) RIT def. UNH (6-2)	BC def. Miami (7-1)	BC def. Wisconsin (5-0)
2011	UNH def. Miami (3-1) Notre Dame def. MC (4-3 OT) Colorado College def. BC (8-4)	Notre Dame def. UNH (2-1)	--	--
2012	UML def. Miami (4-3 OT) BC def. Air Force (2-0) Minnesota def. BU (7-3) UMD def. ME (5-2)	BC def. UMD (4-0) Union def. UML (4-2)	BC def. UND (6-1)	BC def. Ferris State (4-1)
2013	UML def. Wisconsin (6-1) Union def. BC (5-1)	UML def. UNH (2-0)	Yale def. UML (3-2 OT)	--
2014	UML def. Minn. State (2-1) BC def. Denver (6-2) PC def. Quinnipiac (4-0) Union def. UVM (5-2) St. Cloud State def. ND (4-3 OT)	BC def. UML (4-3) Union def. PC (3-1)	Union def. BC (5-4)	--
2015	BU def. Yale (3-2 OT) PC def. Miami (7-5) Denver def. BC (5-2)	BU def. UMD (3-2) PC def. Denver (4-1)	BU def. UND (5-3) PC def. Omaha (4-1)	PC def. BU (4-3)
2016	UML def. Yale (2-1) BC def. Harvard (4-1) Denver def. BU (7-2) NoDak def. NU (6-2) Michigan def. ND (3-2 OT) UMD def. PC (2-1 2OT)	BC def. UMD (3-2) Quinnipiac def. UML (4-1)	Quinnipiac def. BC (3-2)	--
2017	ND def. Minnesota (3-2) UML def. Cornell (5-0) BU def. UND (4-3 2OT) Harvard def. PC (3-0)	ND def. UML (3-2 OT) UMD def. BU (3-2 OT)	Denver def. ND (6-1)	--
2018	BU def. Cornell (3-1) PC def. Clarkson (1-0) Michigan def. NU (3-2)	Michigan def. BU (6-3) Notre Dame def. PC (2-1)	--	--
2019	UMA def. Harvard (4-0) PC def. Minn. State (6-3) Cornell def. NU (5-1)	UMA def. Notre Dame (4-0) PC def. Cornell (4-0)	UMA def. Denver (4-3 OT) UMD def. PC (4-1)	UMD def. UMA (3-0)
2020	No NCAA Tournament was held due to the COVID-19 pandemic.			
2021	UMA def. Lake Superior St. (5-1) St. Cloud St. def. BU (6-2) BC vs. Notre Dame (No Contest)	UMA def. Bemidji St. (4-0) St. Cloud St. def. BC (4-1)	UMA def. UMD (3-2 OT)	UMA def. St. Cloud (5-0)

FROZEN FOUR ALL-TOURNAMENT TEAM SELECTIONS

Year	Goalie	Forwards	Defenseemen
1985	Chris Terreri* - PC*		
1988		David Capuano - Maine	
1991		Tony Amonte -BU Jean Yves-Roy - Maine	
1993	Garth Snow - Maine	Jim Montgomery* - Maine Paul Kariya - Maine Chris Imes - Maine	
1994		Tony Amonte - BU Jean Yves-Roy - Maine	
1995	Blair Allison -Maine	Chris O'Sullivan* - BU Shawn Bates - BU Dan Shermerhorn - Maine	Chris Imes - Maine Kaj Linna - BU
1997		Chris Drury - BU	Tom Poti -BU
1998		Marty Reasoner - BC	Mike Mottau - BU
1999	Alfie Michaud* - Maine	Niko Dimitrakos - Maine Jason Krog - UNH Mike Souza - UNH	David Cullen - Maine Jayme Filipowicz - UNH
2000		Jeff Farkas - BC	Mike Mottau -BC
2001	Scott Clemmensen -BC	Chuck Kobasew* - BC Krys Kolanos - BC	Rob Scuderi - BC
2002		Robert Liscak -Maine	Peter Metcalf - Maine Michael Schutte - Maine
2003		Nathan Martz - UNH Steve Saviano -UNH	
2004		Dustin Penner - Maine	Prestin Ryan - Maine
2006		Chris Collins - BC	Brett Motherwell - BC
2007		Brian Boyle - BC Nathan Gerbe - BC	
2008	John Muse - BC	Nathan Gerbe* - BC Ben Smith - BC	Mike Brennan - BC
2009	Kieran Millan -BU	Nick Bonino - BU Colin Wilson - BU	Colby Cohen - BU
2010	John Muse - BC	Ben Smith* - BC Cam Atkinson - BC Joe Whitney - BC	Brian Dumoulin - BC
2012	Parker Milner - BC	Paul Carey - BC Steven Whitney - BC	Brian Dumoulin - BC
2015	Jon Gillies* - PC	Mark Jankowski - PC Jack Eichel - BU Athi Oksanen - BU	Anthony Florentino - PC Matt Grzelcyk - BU
2019			Marc Del Gaizo - UMass
2021	Filip Lindberg - UMass	Bobby Trivigno* - UMass	Zac Jones - UMass Matthew Kessel - UMass

* Frozen Four Most Outstanding Player

HOCKEY EAST IN THE NCAA TOURNAMENT

Teams Chosen By Conference (1985-2021*)

Hockey East Association	118
Western Collegiate Hockey Association	112
Central Collegiate Hockey Association	90
ECAC Hockey	82
National Collegiate Hockey Conference	27
Atlantic Hockey	18
Big Ten	17
Other Conferences and Independents	34



Hockey East Appearances in the NCAA Tournament (1985 - 2021)

School	App.	Last	Frozen 4	Runner-up	Titles	Record
Boston College	24	2021	14	5	4 ('01, '08, '10, '12)	43-26-0
Boston University	23	2021	9	3	2 (1995, 2009)	28-24-0
UConn	0	--	0	0	0	0-0-0
Maine	18	2012	11	3	2 (1993, 1999)	30-19-0
Massachusetts	3	2021	2	1	1 (2021)	8-2-0
UMass Lowell	8	2017	1	0	0	8-8-1
Merrimack	1	2011	0	0	0	0-1-0
New Hampshire	18	2013	4	2	0	13-18-0
Northeastern	6	2019	0	0	0	1-6-0
Notre Dame	3	2017	1	0	0	2-3-0
Providence	11	2019	3	1	1 (2015)	14-14-0
Vermont	3	2014	1	0	0	2-3-0
Total Hockey East	118	2021	46	15	10	149-124-1

Hockey East Programs

All-Time in the Division-I NCAA Tournament (1948 - 2021)

School	App.	Last	Frozen 4	Runner-up	Titles	Record
Boston College	36	2016	25	6	5 ('49, '01, '08, '10, '12)	49-42-0
Boston University	37	2021	22	6	5 ('71, '72, '78, '95, '09)	43-38-0
UConn	0	--	0	0	0	0-0-0
Maine	18	2012	11	3	2 ('93, '99)	30-20-0
Massachusetts	3	2019	2	1	1 (2021)	8-2-0
UMass Lowell	8	2017	1	0	0	8-8-1
Merrimack	2	2011	0	0	0	2-3-0
New Hampshire	22	2013	7	2	0	15-25-0
Northeastern	7	2019	1	0	0	3-7-1
Providence	15	2019	5	1	1 (2015)	17-20-0
Vermont	6	2014	2	0	0	3-7-0
Totals	163	2019	79	19	14	186-180-2

There was no NCAA Tournament in 2020 due to the COVID-19 Pandemic.

HOCKEY EAST IN THE NCAA TOURNAMENT

By the Numbers

Seasons: 37

NCAA Bids: 118 (3.28 per year - no tournament in 2020)

Championships: 10

1993 - University of Maine

1995 - Boston University

1999 - University of Maine

2001 - Boston College

2008 - Boston College

2009 - Boston University

2010 - Boston College

2012 - Boston College

2015 - Providence College

2021 - Massachusetts

Runners-up: 15

Total number of Frozen Four representatives: 46

Overall Record: 149-124-1

First Round: 58-43-1

Second Round: 55-44

Semifinals: 26-20

Championship Game: 10-15

Consolation Game: 1-2

Hockey East Regular Season Champions (41 Total):

(title was shared in 94-95, 96-97, 02-03, 15-16, 16-17 three ways)

- Overall Record in NCAA Tournament: 61-37
- 20 qualified for the Frozen Four
- 12 advanced to the NCAA Championship Game
- Five won the NCAA title

Hockey East Tournament Champions (36 Total):

- Overall Record in NCAA Tournament: 69-31
- 23 qualified for the Frozen Four
- 18 advanced to the NCAA Championship Game
- Eight won the NCAA title

Hockey East Combined Champions (17 Total):

(won both regular season and tournament)

- Overall Record in NCAA Tournament: 36-14
- 12 qualified for the Frozen Four
- Nine advanced to the NCAA Championship Game
- Five won the NCAA title

Regionals

- Since regional tournament play began in 1992, 34 of the 56 teams that have advanced to the Frozen Four from the eastern regional tournaments have been from Hockey East. Seventeen Hockey East teams have been sent to the western regionals in the same span, but only two of those have advanced to the Frozen Four.

Frozen Four

- Over the last 22 NCAA Tournaments, Hockey East has boasted 29 of the 88 Frozen Four qualifiers, the most of any conference. By comparison:

Hockey East: 29	WCHA: 20
CCHA: 15	NCHC: 13
ECACH: 8	Big Ten: 4

- At least two Hockey East teams have qualified for the Frozen Four in 14 of the conference's 37 seasons, dominating the competition in that span. By comparison:

Hockey East: 14 times
WCHA: Six times
CCHA: Six times
NCHC: Four times
ECACH: Two times
Big Ten: One time

Championship Game

- At least one Hockey East team has appeared in the National Championship Game in 20 of the last 30 years. Hockey East was represented by at least one team in the NCAA championship game in each of eight straight years from 1997 to 2004. That is the most consecutive appearances in the title game by any conference since the inception of Hockey East in 1984-85.

Hockey East has boasted 23 of the 56 teams that have advanced to the championship game since 1993.

- On three occasions (1995, 1999, 2015) the NCAA championship game featured two Hockey East squads. The only three other occurrences of this since the inception of Hockey East in 1984-85 were once each by the WCHA (2005) and ECAC (2013) and NCHC (2017).

- A Hockey East team has won the NCAA championship game in six of the last 13 National Tournaments.

1993 NCAA CHAMPIONS



1992-93 Maine Black Bears

No.	Player	Cl.	Pos.	Hometown
1	Mike Dunham	Jr.	G	Endwell, N.Y.
2	Andy Silverman	So.	D	Beverly, Mass.
3	Matt Martin	Jr.	D	Hamden, Conn.
4	Chris Imes	Jr.	D	Birchdale, Minn.
5	Jack Rodrigue	So.	D	Nashua, N.H.
6	Jason Weinrich	Jr.	D	Gardiner, Maine
9	Paul Kariya	Fr.	F	No. Vancouver, B.C.
10	Mike Latendresse	So.	F	Montreal, Que.
11	Dan Murphy	Sr.	D	Hamden, Conn.
12	Wayne Conlan	So.	F	West Haven, Conn.
13	Dave MacIsaac	So.	D	Arlington, Mass.
14	Dave LaCouture	Sr.	F	Natick, Mass.
15	Peter Ferraro	Fr.	F	Sound Beach, N.Y.
16	Patrice Tardif	Jr.	F	St. Methode, Que.
17	Chris Ferraro	Fr.	F	Sound Beach, N.Y.
18	Eric Fenton	Sr.	F	So. Portland, Maine
19	Jim Montgomery (C)	Sr.	F	Montreal, Que.
20	Brad Purdie	Fr.	F	Ormeaux, Que.
22	Kent Salfi	Sr.	F	Clifton Park, N.Y.
24	Lee Saunders	Jr.	D	Fernie, B.C.
25	Justin Tomberlin	Jr.	F	Coleraine, Minn.
26	Chuck Texiera	Jr.	F	Easton, Mass.
27	Martin Mercier	Sr.	F	Lachine, Que.
30	Garth Snow	Sr.	G	Wrentham, Mass.
31	Cal Ingraham	Jr.	F	Georgetown, Mass.
33	Greg Hirsch	Fr.	G	Chelmsford, Mass.
36	Jamie Thompson	Fr.	F	Wayland, Mass.

Head Coach:

Shawn Walsh

Assistant Coaches:

Red Gendron

Grant Standbrook

1993 NCAA Championship Game

April 3, 1993 • Bradley Center • Milwaukee, Wis.

	1	2	3	F
Maine	2	0	3	5
Lake Superior State	1	3	0	4

First Period:

Maine – Patrice Tardif (Latendresse), 0:03

Maine – Chris Ferraro (Imes, P. Ferraro), 7:10

LSSU – Mike Bachusz (Angelelli, Ness), 17:02

Second Period:

LSSU – Clayton Beddoes (unassisted), 7:01 (PP)

LSSU – John Hendry (Beddoes), 15:46

LSSU – Wayne Strachan (Hullett), 18:42

Third Period:

Maine – Jim Montgomery (Kariya), 4:19

Maine – Jim Montgomery (Imes, Kariya), 7:40

Maine – Jim Montgomery (Kariya), 8:54 (PP)

Shots on Goal:

Maine – 11-10-8 – 29

LSSU – 6-10-8 – 24

Saves:

Maine – Dunham 12, Snow 8

LSSU – Blaine Lacher 24

Penalties: Maine 5-10; LSSU 6-12

Power Plays: Maine 1 for 3; LSSU 1 for 2

Most Outstanding Player: Jim Montgomery (Maine)

1995 NCAA CHAMPIONS



1994-95 Boston University Terriers

No.	Player	Cl.	Pos.	Hometown
2	Kaj Linna	Sr.	D	Helsinki, Finland
3	Chris O'Sullivan	So.	F	Dorchester, Mass.
4	Chris Kelleher	Fr.	D	Dedham, Mass.
5	Doug Wood	Jr.	D	Sudbury, Mass.
7	Rich Brennan	Sr.	D	Guilford, N.Y.
8	Bill Pierce	So.	F	Burlington, Mass.
9	Shawn Bates	So.	F	Medford, Mass.
10	Peter Donatelli	Fr.	F	No. Providence, R.I.
11	Bob Lachance	Jr.	F	Bristol, Conn.
12	Mike Grier	So.	F	Holliston, Mass.
14	John Hynes	Fr.	F	Warwick, R.I.
15	Mike Sylvia	Fr.	F	Newton, Mass.
16	Kenny Rausch	Sr.	F	Danbury, Conn.
17	Jay Pandolfo	Jr.	F	Burlington, Mass.
18	Chris Drury	Fr.	F	Fairfield, Conn.
19	Steve Thornton	Sr.	F	Gloucester, Ont.
20	Jeff Kealty	Fr.	D	Framingham, Mass.
21	Mike Prendergast	Sr.	F	So. Boston, Mass.
22	Matt Wright	So.	F	Belmont, Mass.
24	Jacques Joubert (C)	Sr.	F	South Bend, Ind.
26	Jon Coleman	So.	D	Canton, Mass.
27	Shane Johnson	So.	D	Brandon, Man.
30	Tom Noble	Fr.	G	Hanover, Mass.
35	Derek Herlofsky	Sr.	G	Minneapolis, Minn.

Head Coach: Jack Parker
Assistant Coaches: Bill Berglund
Mike Eruzione
Blaise MacDonald

1995 NCAA Championship Game

April 1, 1995 • Providence Civic Center • Providence, R.I.

	1	2	3	F
Boston University	1	2	3	6
Maine	0	1	1	2

First Period:

BU – Steve Thornton (unassisted), 14:57 (PP)

Second Period:

BU – Chris O'Sullivan (Thornton, Grier), 7:27

BU – Jacques Joubert (Linna, Prendergast), 9:15 (PP)

Maine – Tim Lovell (Frenette, Thompson), 14:51

Third Period:

Maine – Trevor Roenick (Rodrigue, Tory), 0:31 (PP)

BU – Mike Sylvia (Bates, Pandolfo), 5:23

BU – Chris O'Sullivan (Brennan, Grier), 8:30 (PP)

BU – Bob Lachance (Thornton), 18:47 (SH)

Shots on Goal:

BU – 11-14-14 – 39

Maine – 9-5-9 – 23

Saves:

BU – Tom Noble 21

Maine – Blair Allison 33

Penalties: BU 10-20; Maine 6-12

Power Plays: BU 3 for 4; Maine 1 for 8

Most Outstanding Player: Chris O'Sullivan (BU)

1999 NCAA CHAMPIONS



1998-99 Maine Black Bears

No.	Player	Cl.	Pos.	Hometown
2	Eric Turgeon	Fr.	D	Augusta, Maine
3	Doug Janik	Fr.	D	Agawam, Mass.
4	Peter Metcalf	Fr.	D	Pembroke, Mass.
5	Robert Ek	Jr.	D	Lulea, Sweden
7	Adam Tate	So.	D	Kanata, Ont.
10	Tuomo Jaaskelainen	So.	F	Helsinki, Finland
11	Jason Vitorino (C)	Sr.	F	Brookline, Mass.
12	Ben Guite	Jr.	F	Montreal, Que.
13	Marcus Gustafsson	Sr.	F	Knivsta, Sweden
15	Niko Dimitrakos	Fr.	F	Somerville, Mass.
16	Dan Kerluke	So.	F	Brampton, Ont.
17	Bobby Stewart (C)	Sr.	F	Ft. McMurray, Alb.
18	Steve Kariya (C)	Sr.	F	No. Vancouver, B.C.
21	Matthias Trattnig	So.	F	Graz, Austria
24	Jim Leger	Jr.	F	Saugus, Mass.
25	David Cullen (C)	Sr.	D	St. Catharines, Ont.
26	A.J. Begg	Fr.	F	Vancouver, B.C.
27	Ed Wood	Fr.	F	Thompson, Man.
29	Anders Lundback	So.	F	Lulea, Sweden
30	Mike Morrison	Fr.	G	Exeter, N.H.
31	Brendan Walsh	Jr.	F	Dorchester, Mass.
32	Magnus Lundback	So.	F	Lulea, Sweden
33	Alfie Michaud	Jr.	G	Selkirk, Man.
37	Barrett Heisten	Fr.	F	Anchorage, Alaska
39	Cory Larose	So.	F	Campbellton, N.B.

Head Coach:

Assistant Coaches:

Shawn Walsh

Nate Leaman

Gene Reilly

Grant Standbrook

1999 NCAA Championship Game

April 3, 1999 • Arrowhead Pond • Anaheim, Calif.

	1	2	3	OT	F
Maine	1	1	0	1	3
New Hampshire	0	1	1	0	2

First Period:

Maine – Ben Guite (Vitorino, Kerluke), 15:47 (PP)

Second Period:

Maine –a Niko Dimitrakos (Cullen, Metcalf), 4:10

UNH – Darren Haydar (Souza, Conklin), 15:58

Third Period:

UNH – Mike Souza (Krog, Haydar), 3:33

Overtime:

Maine – Marcus Gustafsson (Larose), 10:50

Shots on Goal:

Saves:

Maine – 12-11-7-9 – 36 Maine – Alfie Michaud 46


UNH – 16-19-8-5 – 48 UNH – Ty Conklin 36

Penalties: Maine 8-16; UNH 9-26

Power Plays: Maine 1 for 7; UNH 0 for 7

Most Outstanding Player: Alfie Michaud (Maine)

2001 NCAA CHAMPIONS



2000-01 BOSTON COLLEGE EAGLES

No.	Player	Cl.	Pos.	Hometown
1	Tim Kelleher	So.	G	Belmont, Mass.
2	Bobby Allen	Sr.	D	Hull, Mass.
4	Brooks Orpik	Jr.	D	East Amherst, N.Y.
5	Bill Cass	So.	D	Hingham, Mass.
6	Marty Hughes	Sr.	F	Hicksville, N.Y.
7	Rob Scuderi	Sr.	D	Bethpage, N.Y.
8	Anthony D'Arpino	So.	D	Johnston, R.I.
10	Jeff Giuliano	Jr.	F	Nashua, N.H.
11	Krys Kolanos	So.	F	Calgary, Alb.
12	Brian Gionta (C)	Sr.	F	Rochester, N.Y.
13	Tony Voce	Fr.	F	Philadelphia, Pa.
14	Ty Hennes	Fr.	F	Kent, Wash.
15	Ales Dolinar	Jr.	F	East Northport, N.Y.
17	A.J. Walker	So.	F	Faribault, Minn.
18	Mark McLennan	Sr.	F	Kanata, Ont.
19	Chuck Kobasew	Fr.	F	Osoyoos, B.C.
20	Joe Schuman	Fr.	D	Bloomington, Minn.
22	Ben Eaves	Fr.	F	Faribault, Minn.
23	J.D. Forrest	Fr.	D	Auburn, N.Y.
24	Brett Peterson	Fr.	D	Northborough, Mass.
25	Justin Dziama	Fr.	F	Natick, Mass.
27	Mike Lephart	Sr.	F	Niskayuna, N.Y.
28	Dan Sullivan	Sr.	D	So. Windsor, Conn.
29	Tom Egan	So.	G	Rye, N.Y.
30	Scott Clemmensen	Sr.	G	Urbandale, Iowa

Head Coach: Jerry York
Assistant Coaches: Mike Cavanaugh
 Jim Logue
 Scott Paluch

2001 NCAA Championship Game

April 7, 2001 • Pepsi Arena • Albany, NY

	1	2	3	OT	F
Boston College	0	2	0	1	3
North Dakota	0	0	2	0	2

First Period:

No scoring

Second Period:

BC – Chuck Kobasew (Giuliano), 5:26 (PP)

BC – Mike Lephart (Forrest, Allen), 8:50

Third Period:

UND – Tim Skarperud (Roche, Lundbohm), 16:18 (PP)

UND – Wes Dorey (Schneekloth, Lundbohm), 19:24

Overtime:

BC – Krys Kolanos (Voce, Kobasew), 4:43

Shots on Goal:

BC – 9-12-7-3 – 31

UND – 9-9-16-3 – 37

Saves:

BC – Scott Clemmensen 35

UND – Karl Goehring 28

Penalties: BC 7-14; UND 7-14

Power Plays: BC 1 for 7; UND 1 for 7

Most Outstanding Player: Chuck Kobasew (BC)

2008 NCAA CHAMPIONS



2007-08 Boston College Eagles

No.	Player	Cl.	Pos.	Hometown
1	John Muse	Fr.	G	East Falmouth, Mass.
2	Anthony Aiello	Jr.	D	Braintree, Mass.
4	Mike Brennan (C)	Sr.	D	Smithtown, N.Y.
5	Tim Filangieri	Jr.	D	Islip Terrace, N.Y.
6	Tim Kunes	Jr.	D	Huntington, N.Y.
7	Carl Sneep	So.	D	Nisswa, Minn.
9	Nathan Gerbe	Jr.	F	Oxford, Mich.
10	Ryan Hayes	Fr.	F	Syracuse, N.Y.
11	Joe Adams	Sr.	F	Wayzata, Minn.
12	Ben Smith	So.	F	Avon, Conn.
13	Pat Gannon	Sr.	F	Arlington, Mass.
14	Matt Greene (A)	Sr.	F	Plymouth, Mass.
15	Joe Whitney	Fr.	F	Reading, Mass.
17	Brian Gibbons	Fr.	F	Braintree, Mass.
18	Kyle Kucharski	Jr.	F	Saugus, Mass.
19	Brock Bradford	Jr.	F	Burnaby, B.C.
20	Joseph Ehiorobo	So.	F	Farmingdale, Maine
21	Benn Ferriero	Jr.	F	Essex, Mass.
22	Dan Bertram (A)	Sr.	F	Calgary, Alb.
24	Matt Lombardi	So.	F	Milton, Mass.
25	Matt Price	So.	F	Milton, Ont.
26	Nick Petrecki	Fr.	D	Clifton Park, N.Y.
27	Andrew Orpik	Jr.	F	East Amherst, N.Y.
28	Corey Griffin	So.	F	Hingham, Mass.
29	Alex Kremer	So.	G	Darien, Conn.
30	Andrew Margolin	Fr.	G	Mahwah, N.J.

Head Coach:

Associate Head Coach:

Assistant Coaches:

Jerry York

Mike Cavanaugh

Greg Brown

Jim Logue

2008 NCAA Championship Game

April 12, 2008 • Pepsi Center • Denver, Colo.

	1	2	3	F
Boston College	0	3	1	4
Notre Dame	0	1	0	1

First Period:

No Goals

Second Period:

BC - Nathan Gerbe (Gibbons, Smith), 2:23

BC - Nathan Gerbe (Smith, Bertram), 5:37

BC - Joe Whitney (Gerbe, Ferriero), 8:11

ND - Kevin Deeth (Lawson, Cole), 9:07

Third Period:

BC - Ben Smith (Gerbe, Gibbons), 5:31

Shots on Goal:

BC - 7-11-5 - 23

ND - 5-8-8 - 21

Saves:

BC - John Muse 20

ND - Jordan Pearce 19

Penalties: BC 8-16; ND 5-10

Power Plays: BC 2 for 5; ND 0 for 8

Most Outstanding Player: Nathan Gerbe (BC)

2009 NCAA CHAMPIONS



2008-09 Boston University Terriers

No.	Player	Cl.	Pos.	Hometown
2	Eric Gryba	Jr.	D	Saskatoon, Sask.
3	Kevin Shattenkirk	So.	D	New Rochelle, N.Y.
4	Ryan Ruikka	Fr.	D	Chelsea, Mich.
5	David Warsofsky	Fr.	D	Marshfield, Mass.
6	Joe Pereira	So.	F	West Haven, Conn.
7	Brian Strait (A)	Jr.	D	Waltham, Mass.
8	Steve Smolinsky	Sr.	F	Plymouth, Mass.
9	Corey Trivino	Fr.	F	Toronto, Ont.
10	Chris Higgins	Sr.	F	Lynnfield, Mass.
11	Zach Cohen	Jr.	F	Schaumburg, Ill.
12	Chris Connolly	Fr.	F	Duluth, Minn.
13	Nick Bonino	So.	F	Unionville, Conn.
14	Andrew Glass	Fr.	F	Wrentham, Mass.
15	John McCarthy (C)	Sr.	F	Andover, Mass.
16	Kevin Gilroy	Fr.	F	North Bellmore, N.Y.
17	Victor Saponari	So.	F	Powder Springs, Ga.
18	Brandon Yip	Sr.	F	Maple Ridge, B.C.
21	Jason Lawrence	Sr.	F	Saugus, Mass.
22	Russ Gaudet	Fr.	F	Burlington, Mass.
25	Colby Cohen	So.	D	Villanova, Pa.
26	Luke Popko	Jr.	F	Skillman, N.J.
27	Vinny Saponari	Fr.	F	Powder Mills, Ga.
31	Kieran Millan	Fr.	G	Edmonton, Alb.
32	Adam Kraus	So.	G	Irving, Texas
33	Colin Wilson	So.	F	Winnipeg, Man.
35	Grant Rollheiser	Fr.	G	Chilliwack, B.C.
97	Matt Gilroy (C)	Sr.	D	North Bellmore, N.Y.

Head Coach: Jack Parker
Associate Head Coach: David Quinn
Assistant Coaches: Mike Bavis
Mike Geragosian

2009 NCAA Championship Game

April 11, 2009 • Verizon Center • Washington, D.C.

	1	2	3	OT	F
Miami	1	2	0	0	3
Boston Univeristy	1	0	2	1	4

First Period:

BU -- Chris Connolly (Warsofsky, Gryba), 15:15

Second Period:

MIA -- Gary Steffes (Miele, Palmer), 2:01

Third Period:

MIA -- Tommy Wingels (Camper), 12:31
MIA -- Trent Vogelhuber (Kaufman), 15:52
BU -- Zach Cohen (Bonino, Brandon Yip), 19:00
BU -- Nick Bonino (Gilroy, Higgins), 19:42

Overtime:

BU -- Colby Cohen (Shattenkirk, Connolly), 11:47

Shots on Goal:

MIA -- 10-9-9-4 -- 32
BU -- 9-7-7-9 -- 32

Saves:

MIA -- Cody Reichard- 28
BU -- Kieran Millan- 29

Penalties: Miami 3-6; BU 8-16

Power Plays: Miami 0-7; BU 0-2

Most Outstanding Player: Colby Cohen (BU)

2010 NCAA CHAMPIONS



2009-10 Boston College Eagles

No.	Player	Cl.	Pos.	Hometown
1	John Muse	Jr.	G	East Falmouth, Mass.
2	Brian Dumoulin	Fr.	D	Biddeford, Maine
4	Tommy Cross	So.	D	Simsbury, Conn.
5	Philip Samuelsson	Fr.	D	Scottsdale, Ariz.
6	Patrick Wey	Fr.	D	Pittsburgh, Pa.
7	Carl Sneep	Sr.	D	Nisswa, Minn.
8	Edwin Shea	So.	D	Shrewsbury, Mass.
9	Barry Almeida	So.	F	Springfield, Mass.
10	Jimmy Hayes	So.	F	Dorchester, Mass.
11	Pat Mullane	Fr.	F	Wallingford, Conn.
12	Ben Smith	Sr.	F	Avon, Conn.
13	Cam Atkinson	So.	F	Greenwich, Conn.
14	Brooks Dyroff	Fr.	F	Boulder, Col.
15	Joe Whitney	Jr.	F	Reading, Mass.
17	Brian Gibbons	Jr.	F	Braintree, Mass.
19	Chris Kreider	Fr.	F	Boxford, Mass.
21	Steven Whitney	Fr.	F	Reading, Mass.
22	Paul Carey	So.	F	Weymouth, Mass.
23	Malcolm Lyles	So.	D	Miami Gardens, Fla.
24	Matt Lombardi	Sr.	F	Milton, Mass.
25	Matt Price	Sr.	F	Milton, Ont.
27	Patch Alber	Fr.	D	Clifton Park, N.Y.
28	Tommy Atkinson	So.	F	Greenwich, Conn.
30	Chris Venti	So.	G	Needham, Mass.
35	Parker Milner	Fr.	G	Pittsburgh, Pa.

Head Coach:

Associate Head Coach:

Assistant Coaches:

Jerry York

Mike Cavanaugh

Greg Brown

Jim Logue

2010 NCAA CHAMPIONSHIP GAME

April 10, 2010 • Ford Field • Detroit, Mich.

	1	2	3	F
Boston College	1	0	4	5
Wisconsin	0	0	0	0

First Period:

BC - Ben Smith (S. Whitney, J. Whitney), 12:57

Second Period:

No Scoring

Third Period:

BC - Cam Atkinson (J. Whitney, Gibbons), 1:38

BC - Jimmy Hayes (Hayes, Samuelsson), 3:40

BC - Cam Atkinson (Gibbons, J. Whitney), 7:20

BC - Matt Price (unassisted), 15:29

Shots on Goal:

BC - 12-6-8 - 26

WIS - 5-9-6 - 20

Saves:

BC - John Muse 20


WIS - Scott Gudmandson 21

Penalties: BC 4-8; WIS 6-12

Power Plays: BC 2-5; WIS 0-3

Most Outstanding Player: Ben Smith (BC)

2012 NCAA CHAMPIONS



2011-12 Boston College Eagles

No.	Player	Cl.	Pos.	Hometown
1	Brian Billett	Fr.	G	Brunswick, Maine
2	Brian Dumoulin	Jr.	D	Biddeford, Maine
3	Patch Alber	Jr.	D	Clifton Park, N.Y.
4	Tommy Cross (C)	Sr.	D	Simbury, Conn.
5	Mark Begert	Fr.	D	West Vancouver, B.C.
6	Patrick Wey	Jr.	D	Pittsburgh, Pa.
7	Isaac MacLeod	So.	D	Nelson, B.C.
8	Edwin Shea	Sr.	D	Shrewsbury, Mass.
9	Barry Almeida (A)	Sr.	F	Springfield, Mass.
10	Danny Linell	Fr.	F	Great Neck, N.Y.
11	Pat Mullane	Jr.	F	Wallingford, Conn.
12	Kevin Hayes	So.	F	Dorchester, Mass.
13	Johnny Gaudreau	Fr.	F	Carneys Point, N.J.
14	Brooks Dyeroff	Jr.	F	Boulder, Col.
15	Cam Spiro	Fr.	F	Hingham, Mass.
17	Destry Straight	Fr.	F	West Vancouver, B.C.
18	Michael Sit	Fr.	F	Edina, Minn.
19	Chris Kreider	Jr.	F	Boxford, Mass.
21	Steven Whitney	Jr.	F	Reading, Mass.
22	Paul Carey (A)	Sr.	F	Weymouth, Mass.
23	Patrick Brown	So.	F	Bloomfield Hills, Mich.
24	Bill Arnold	So.	F	Needham, Mass.
27	Quinn Smith	Fr.	F	Fairfield, Conn.
28	Tommy Atkinson	Sr.	F	Greenwich, Conn.
30	Chris Venti	Sr.	G	Needham, Mass.
35	Parker Milner	Jr.	G	Pittsburgh, Pa.

Head Coach:

Jerry York

Associate Head Coach:

Mike Cavanaugh

Assistant Coaches:

Greg Brown

Jim Logue

2012 NCAA CHAMPIONSHIP GAME

April 7, 2012 • TB Times Forum • Tampa, Fla.

	1	2	3	F
Ferris State	1	0	0	1
Boston College	2	0	2	4

First Period:

BC - Steven Whitney - 15 (Almeida), 3:18

FSU- Garrett Thompson - 11 (Huff, Ouellette), 5:19

BC- Paul Carey - 18 (Dumoulin, Mullane), 10:33 (PP)

Second Period:

No Scoring

Third Period:

BC- Johnny Gaudreau - 21 (Hayes, Wey), 16:58

BC- Steven Whitney- 16 (Arnold), 18:57

Shots on Goal:

FSU - 7-15-6 - 28

BC - 8-14-15 - 37

Saves:

FSU - Taylor Nelson 33

BC - Parker Milner 27

Penalties: FSU 4-8; BC 5-10

Power Plays: FSU 0-4; BC 1-3

Most Outstanding Player: Parker Milner (BC)

2015 NCAA CHAMPIONS



2015 Providence College Friars

No.	Name	Cl.	Pos.	Hometown
1	Brendan Leahy	So.	G	Reading, Massachusetts
2	Logan Day	Fr.	D	Seminole, Florida
3	John Gilmour	Jr.	D	Montreal, Quebec
4	Mark Adams	Sr.	D	Boxford, Massachusetts
5	Kyle McKenzie	So.	D	Aston, Pennsylvania
6	Tom Parisi	Jr.	D	Commack, New York
7	Drew Brown	Sr.	F	Grass Lake, Michigan
9	Trevor Mingoia	Jr.	F	Fairport, New York
10	Mark Jankowski	Jr.	F	Dundas, Ontario
11	Niko Rufo	So.	F	Stoneham, Massachusetts
12	Stefan Demopoulos	Sr.	F	La Mesa, California
14	Ross Mauermann	Sr.	F	Janesville, Wisconsin
15	Steven McParland	Jr.	F	Schreiber, Ontario
16	Anthony Florentino	So.	D	West Roxbury, Massachusetts
17	Brooks Behling	Jr.	F	Pittsburgh, Pennsylvania
18	Nick Saracino	Jr.	F	St. Louis, Missouri
19	Jake Walman	Fr.	D	Toronto, Ontario
20	Shane Luke	Sr.	F	Dauphin, Manitoba
21	Kevin Rooney	Jr.	F	Canton, Massachusetts
22	Brandon Tanev	Jr.	F	Toronto, Ontario
23	Truman Reed	Fr.	D	Anchorage, Alaska
24	Noel Acciari	Jr.	F	Johnston, Rhode Island
25	Robbie Hennessey	Fr.	F	Garnet Valley, Pennsylvania
26	Brian Pinho	Fr.	F	North Andover, Massachusetts
27	Josh Monk	So.	D	Langley, British Columbia
28	Alex Cromwell	Fr.	F	McKinney, Texas
29	Conor MacPhee	So.	F	Windham, New Hampshire
32	Jon Gillies	Jr.	G	South Portland, Maine
35	Nick Ellis	So.	G	Millersville, Maryland

Head Coach: Nate Leaman
Associate Head Coach: Steve Miller
Assistant Coach: Kris Mayotte

2015 NCAA Championship Game

April 11, 2015 • TD Garden • Boston, Mass.

	1	2	3	F
Providence	1	1	2	4
Boston University	2	1	0	3

First Period:

Prov – Anthony Florentino (Acciari, Luke), 9:25

BU – Ahti Oksanen, 12:50

BU – Danny O'Regan (Eichel), 12:54

Second Period:

Prov – Mark Jankowski (Mingoia, Mauermann), 4:29 (PP)

BU – Cason Hohmann (Oksanen), 11:36

Third Period:

Prov – Tom Parisi, 11:24

Prov – Brandon Tanev (Rooney), 13:43

Shots on Goal:

Prov – 6-17-20 – 43

BU – 18-22-12 – 52

Saves:

Prov – Gillies 49


BU – O'Connor 39

Penalties: Providence 1-2; BU 3-6

Power Plays: Providence 1 for 3; BU 0 for 1

Most Outstanding Player: Jon Gillies - Providence

2021 NCAA CHAMPIONS



2021 Massachusetts Minutemen

No.	Name	Cl.	Pos.	Hometown
1	Zac Steigmeyer	Sr	G	Ludlow, Mass.
2	Marc Del Gaizo	Jr	D	Basking Ridge, N.J.
3	Ty Farmer	Jr	D	O'Fallon, Mo.
4	Matthew Kessel	So	D	Bloomfield Hills, Mich.
5	Linden Alger	Fr	D	Centerville, Mass.
6	Kolby Vegara	Jr	D	Malden, Mass.
7	Cal Kiefiuk	So	F	Macomb, Mich.
8	Bobby Trivigno	Jr	F	Setauket, N.Y.
10	Josh Lopina	Fr	F	Minooka, Ill.
11	Carson Gicewicz	Sr	F	Orchard Park, N.Y.
12	Garrett Wait	Jr	F	Edina, Minn.
13	Reed Lebster	So	F	Grand Rapids, Mich.
15	Oliver MacDonald	Fr	F	Grosse Pointe, Mich.
17	Phillip Lagunov	Sr	F	Hamilton, Ont.
18	Jake Gaudet	Sr	F	Ottawa, Ont.
19	Ryan Sullivan	Fr	F	Grosse Pointe, Mich.
20	Oliver Chau	Sr	F	Oakville, Ont.
22	Jerry Harding	So	F	Canton, Mass.
23	Gianfranco Cassaro	So	D	Nobleton, Ont.
24	Zac Jones	So	D	Glen Allen, Va.
25	Aaron Bohlinger	Fr	D	Walden, N.Y.
26	Colin Felix	Jr	D	Ocean City, N.J.
27	Anthony Del Gaizo	Jr	F	Basking Ridge, N.J.
28	Eric Faith	So	F	Carp, Ont.
29	George Mika	Sr	F	Naples, Fla.
31	Matt Murray	Sr	G	St. Albert, Alta.
32	Henry Graham	Fr	G	Manhattan, N.Y.
35	Filip Lindberg	Jr	G	Espoo, Finland

Head Coach: Greg Carvel
Associate Head Coach: Ben Barr
Associate Head Coach: Jared DeMichiel

2021 NCAA Championship Game

April 10, 2021 • PPG Paints Arena • Pittsburgh, Pa.

	1	2	3	F
St. Cloud State	0	0	0	0
Massachusetts	2	2	1	5

First Period:

UMass (GW) – Aaron Bohlinger (Ryan Sullivan, Ty Farmer), 7:26

UMass – Reed Lebster (Cal Kiefiuk), 18:56

Second Period:

UMass (SH) – Philip Lagunov, 5:10

UMass (PP) – Matthew Kessel (Oliver Chau, Jake Gaudet), 13:45

Third Period:

UMass – Bobby Trivigno (Lebster), 6:00

Shots on Goal:

SCSU – 3-12-10 -- 25
UMass – 7-6-9 -- 22

Saves:

SCSU – David Hrenak 17
UMass – Filip Lindberg 25

Penalties: SCSU 2-4; UMass 3-6

Power Plays: SCSU 0 for 3; UMass 1 for 2

Most Outstanding Player: Bobby Trivigno, UMass

NCAA TOURNAMENT RESULTS

Season	Opening Round	Quarterfinals	Semifinals	Championship	Consolation
1985	--	BC def. Minnesota (5-7, 4-1) PC def. MSU (2-3, 4-2)	PC def. BC (4-3 3 OT)	RPI def. PC (2-1)	UMD def. BC (7-6 OT)
1986	--	Minnesota def. BU (6-4, 5-3) MSU def. BC (6-4, 4-2)	--	--	--
1987	--	Minnesota def. BC (4-1, 2-3) Michigan State def. ME (6-2, 5-3)	--	--	--
1988	MC def. NU (3-5, 7-3) Wisconsin def. UML (7-1, 4-4)	ME def. Bowling Green (5-1, 4-3)	Lake Superior def. ME (6-3)	--	ME def. Minnesota (5-2)
1989	PC def. NMU (5-9, 4-2, 2-0) BC def. Bowling Green (8-5, 4-2)	ME def. PC (6-8, 3-2, 4-3 2OT) MSU def. BC (3-6, 7-2, 5-4 OT)	Minnesota def. ME (7-4)	--	MUS def. ME (7-4)
1990	ME def. Bowling Green (8-4, 5-2) BU def. UND (5-8, 5-3, 5-0)	BC def. Minnesota (4-2, 1-2, 6-1) Wisconsin def. ME (7-3, 4-3 OT) BU def. MSU (3-6, 5-3, 5-3)	Wisconsin def. BC (2-1) Colgate def. BU (3-2)	--	--
1991	Minnesota def. PC (3-4, 8-4, 8-3) UAA def. BC (3-2, 3-1)	ME def. Minnesota (4-0, 5-0) BU def. Michigan (4-1, 8-1)	NMU def. ME (5-3) BU def. Clarkson (7-3)	NMU def. BU (8-7 3OT)	--
1992	MSU def. BU (4-2) Wisconsin def. UNH (4-2)	MSU def. ME (3-2)	--	--	--

Season	Opening Round	Regional Finals	Semifinals	Championship
1993	--	ME def. Minnesota (6-2) BU def. NMU (4-1)	Lake Superior def. BU (6-1) ME def. Michigan (4-3 OT)	ME def. Lake Superior (5-4)
1994	UNH def. RPI (2-0) UML def. MSU (4-3) Lake Superior def. NU (6-5 OT)	BU def. Wisconsin (4-1) Harvard def. UNH (7-1) Minnesota def. UML (2-1 2OT)	BU def. Minnesota (4-1)	Lake Superior def. BU (9-1)
1995	Denver def. UNH (9-2)	BU def. Lake Superior (6-2) ME def. Denver (4-2)	BU def. Minnesota (7-3) ME def. Michigan (4-3 OT)	BU def. ME (6-2)
1996	Minnesota def. PC (5-1) UML def. MSU (6-2)	BU def. Clarkson (3-2) Colorado College def. UML (5-3)	Michigan def. BU (4-0)	--
1997	Colorado College def. UNH (3-2)	BU def. Denver (4-3 OT)	BU def. Michigan (3-2)	UND def. BU (6-4)
1998	UNH def. Wisconsin (7-4)	BC def. Colorado College (6-1) UNH def. BU (4-3 OT)	Michigan def. UNH (4-0) BC def. Ohio State (5-2)	Michigan def. BC (3-2 OT)
1999	ME def. Ohio State (4-2) BC def. NMU (2-1)	ME def. Clarkson (7-2) UNH def. Michigan (2-1 OT) BC def. UND (3-1)	UNH def. MSU (5-3) ME def. BC (2-1 OT)	ME def. UNH (3-2 OT)
2000	Niagara def. UNH (4-1) BC def. MSU (6-5 OT) BU def. St. Cloud State (5-3)	ME def. Michigan (5-2) BC def. Wisconsin (4-1) St. Lawrence def. BU (4-2 4OT)	UND def. ME (2-0) BC def. St. Lawrence (4-2)	UND def. BC (4-2)
2001	ME def. Minnesota (5-4 OT) Wisconsin def. PC (4-1)	BC def. ME (3-1)	BC def. Michigan (4-2)	BC def. UND (3-2 OT)
2002	ME def. Harvard (4-3 OT)	ME def. BU (4-3) UNH def. Cornell (4-3)	ME def. UNH (7-2)	Minnesota def. ME (4-3 OT)
2003	BU def. Harvard (6-4) UNH def. St. Cloud State (5-2) BC def. Ohio State (1-0) Michigan def. ME (2-1)	UNH def. BU (3-0) Cornell def. BC (2-1 2OT)	UNH def. Cornell (3-2)	Minnesota def. UNH (5-1)
2004	ME def. Harvard (5-4) BC def. Niagara (5-2) Michigan def. UNH (4-1)	ME def. Wisconsin (2-1 OT) BC def. Michigan (3-2 OT)	ME def. BC (2-1)	Denver def. ME (1-0)
2005	BC def. Mercyhurst (5-4) UND def. BU (4-0) Minnesota def. ME (1-0 OT) UNH def. Harvard (3-2 OT)	Denver def. UNH (4-2) UND def. BC (6-3)	--	--

NCAA TOURNAMENT RESULTS

Season	Opening Round	Regional Finals	Semifinals	Championship
2006	BU def. Nebraska Omaha (9-2) BC def. Miami (5-0) ME def. Harvard (6-1) Michigan State def. UNH (1-0)	BC def. BU (5-0) ME def. MSU (5-4)	BC def. UND (6-5) Wisconsin def. ME (5-2)	Wisconsin def. BC (2-1)
2007	UMass def. Clarkson (1-0 OT) BC def. St. Lawrence (4-1) ME def. St. Cloud State (4-1) Michigan State def. BU (5-1) Miami def. UNH (2-1)	BC def. Miami (4-0) ME def. UMass (3-1)	BC def. UND (6-4) MSU def. ME (4-2)	MSU def. BC (3-1)
2008	Notre Dame def. UNH (7-3) BC def. Minnesota (5-2)	BC def. Miami (4-3 OT)	BC def. UND (6-1)	BC def. Notre Dame (4-1)
2009	BU def. Ohio State (8-3) UNH def. North Dakota (6-5 OT) UVM def. Yale (4-1) Cornell def. NU (3-2)	BU def. UNH (2-1) UVM def. Air Force (2OT)	BU def. UVM (5-4)	BU def. Miami (4-3 OT)
2010	BC def. Alaska (3-1) UNH def. Cornell (6-2) Wisconsin def. UVM (3-2)	BC def. Yale (9-7) RIT def. UNH (6-2)	BC def. Miami (7-1)	BC def. Wisconsin (5-0)
2011	UNH def. Miami (3-1) Notre Dame def. MC (4-3 OT) Colorado College def. BC (8-4)	Notre Dame def. UNH (2-1)	--	--
2012	UML def. Miami (4-3 OT) BC def. Air Force (2-0) Minnesota def. BU (7-3) UMD def. ME (5-2)	BC def. UMD (4-0) Union def. UML (4-2)	BC def. UND (6-1)	BC def. Ferris State (4-1)
2013	UML def. Wisconsin (6-1) Union def. BC (5-1)	UML def. UNH (2-0)	Yale def. UML (3-2 OT)	--
2014	UML def. Minn. State (2-1) BC def. Denver (6-2) PC def. Quinnipiac (4-0) Union def. UVM (5-2) St. Cloud State def. ND (4-3 OT)	BC def. UML (4-3) Union def. PC (3-1)	Union def. BC (5-4)	--
2015	BU def. Yale (3-2 OT) PC def. Miami (7-5) Denver def. BC (5-2)	BU def. UMD (3-2) PC def. Denver (4-1)	BU def. UND (5-3) PC def. Omaha (4-1)	PC def. BU (4-3)
2016	UML def. Yale (2-1) BC def. Harvard (4-1) Denver def. BU (7-2) NoDak def. NU (6-2) Michigan def. ND (3-2 OT) UMD def. PC (2-1 2OT)	BC def. UMD (3-2) Quinnipiac def. UML (4-1)	Quinnipiac def. BC (3-2)	--
2017	ND def. Minnesota (3-2) UML def. Cornell (5-0) BU def. UND (4-3 2OT) Harvard def. PC (3-0)	ND def. UML (3-2 OT) UMD def. BU (3-2 OT)	Denver def. ND (6-1)	--
2018	BU def. Cornell (3-1) PC def. Clarkson (1-0) Michigan def. NU (3-2)	Michigan def. BU (6-3) Notre Dame def. PC (2-1)	--	--
2019	UMA def. Harvard (4-0) PC def. Minn. State (6-3) Cornell def. NU (5-1)	UMA def. Notre Dame (4-0) PC def. Cornell (4-0)	UMA def. Denver (4-3 OT) UMD def. PC (4-1)	UMD def. UMA (3-0)
2020	No NCAA Tournament was held due to the COVID-19 pandemic.			
2021	UMA def. Lake Superior St. (5-1) St. Cloud St. def. BU (6-2) BC vs. Notre Dame (No Contest)	UMA def. Bemidji St. (4-0) St. Cloud St. def. BC (4-1)	UMA def. UMD (3-2 OT)	UMA def. St. Cloud (5-0)

FROZEN FOUR ALL-TOURNAMENT TEAM SELECTIONS

Year	Goalie	Forwards	Defenseemen
1985	Chris Terreri* - PC*		
1988		David Capuano - Maine	
1991		Tony Amonte -BU Jean Yves-Roy - Maine	
1993	Garth Snow - Maine	Jim Montgomery* - Maine Paul Kariya - Maine Chris Imes - Maine	
1994		Tony Amonte - BU Jean Yves-Roy - Maine	
1995	Blair Allison -Maine	Chris O'Sullivan* - BU Shawn Bates - BU Dan Shermerhorn - Maine	Chris Imes - Maine Kaj Linna - BU
1997		Chris Drury - BU	Tom Poti -BU
1998		Marty Reasoner - BC	Mike Mottau - BU
1999	Alfie Michaud* - Maine	Niko Dimitrakos - Maine Jason Krog - UNH Mike Souza - UNH	David Cullen - Maine Jayme Filipowicz - UNH
2000		Jeff Farkas - BC	Mike Mottau -BC
2001	Scott Clemmensen -BC	Chuck Kobasew* - BC Krys Kolanos - BC	Rob Scuderi - BC
2002		Robert Liscak -Maine	Peter Metcalf - Maine Michael Schutte - Maine
2003		Nathan Martz - UNH Steve Saviano -UNH	
2004		Dustin Penner - Maine	Prestin Ryan - Maine
2006		Chris Collins - BC	Brett Motherwell - BC
2007		Brian Boyle - BC Nathan Gerbe - BC	
2008	John Muse - BC	Nathan Gerbe* - BC Ben Smith - BC	Mike Brennan - BC
2009	Kieran Millan -BU	Nick Bonino - BU Colin Wilson - BU	Colby Cohen - BU
2010	John Muse - BC	Ben Smith* - BC Cam Atkinson - BC Joe Whitney - BC	Brian Dumoulin - BC
2012	Parker Milner - BC	Paul Carey - BC Steven Whitney - BC	Brian Dumoulin - BC
2015	Jon Gillies* - PC	Mark Jankowski - PC Jack Eichel - BU Athi Oksanen - BU	Anthony Florentino - PC Matt Grzelcyk - BU
2019			Marc Del Gaizo - UMass
2021	Filip Lindberg - UMass	Bobby Trivigno* - UMass	Zac Jones - UMass Matthew Kessel - UMass

* Frozen Four Most Outstanding Player

ALL-TIME FROZEN FOUR RESULTS

Year	Champion	Runner-up	Third	Fourth	Site
1948	Michigan	Dartmouth	Boston College	Colorado College	Col. Springs, Colo.
1949	Boston College	Dartmouth	Michigan	Colorado College	Col. Springs, Colo.
1950	Colorado College	Boston University	Michigan	Boston College	Col. Springs, Colo.
1951	Michigan	Brown	Boston University	Colorado College	Col. Springs, Colo.
1952	Michigan	Colorado College	Yale	St. Lawrence	Col. Springs, Colo.
1953	Michigan	Minnesota	Rensselaer	Boston University	Col. Springs, Colo.
1954	Rensselaer	Minnesota	Michigan	Boston College	Col. Springs, Colo.
1955	Michigan	Colorado College	Harvard	St. Lawrence	Col. Springs, Colo.
1956	Michigan	Michigan Tech	St. Lawrence	Boston College	Col. Springs, Colo.
1957	Colorado College	Michigan	Clarkson	Harvard	Col. Springs, Colo.
1958	Denver	North Dakota	Clarkson	Harvard	Minneapolis, Minn.
1959	North Dakota	Michigan State	Boston College	St. Lawrence	Troy, N.Y.
1960	Denver	Michigan Tech	Boston University	St. Lawrence	Boston, Mass.
1961	Denver	St. Lawrence	Minnesota	Rensselaer	Denver, Colo.
1962	Michigan Tech	Clarkson	Michigan	St. Lawrence	Utica, N.Y.
1963	North Dakota	Denver	Clarkson	Boston College	Chestnut Hill, Mass.
1964	Michigan	Denver	Rensselaer	Providence	Denver, Colo.
1965	Michigan Tech	Boston College	North Dakota	Brown	Providence, R.I.
1966	Michigan State	Clarkson	Denver	Boston University	Minneapolis, Minn.
1967	Cornell	Boston University	Michigan State	North Dakota	Syracuse, N.Y.
1968	Denver	North Dakota	Cornell	Boston College	Duluth, Minn.
1969	Denver	Cornell	Harvard	Michigan Tech	Col. Springs, Colo.
1970	Cornell	Clarkson	Wisconsin	Michigan Tech	Lake Placid, N.Y.
1971	Boston University	Minnesota	Denver	Harvard	Syracuse, N.Y.
1972	Boston University	Cornell	Wisconsin	Denver	Boston, Mass.
1973	Wisconsin	Denver	Boston College	Cornell	Boston, Mass.
1974	Minnesota	Michigan Tech	Boston University	Harvard	Boston, Mass.
1975	Michigan Tech	Minnesota	Boston University	Harvard	St. Louis, Mo.
1976	Minnesota	Michigan Tech	Brown	Boston University	Denver, Colo.
1977	Wisconsin	Michigan	Boston University	New Hampshire	Detroit, Mich.
1978	Boston University	Boston College	Bowling Green	Wisconsin	Providence, R.I.
1979	Minnesota	North Dakota	Dartmouth	New Hampshire	Detroit, Mich.
1980	North Dakota	Northern Michigan	Dartmouth	Cornell	Providence, R.I.
1981	Wisconsin	Minnesota	Michigan Tech	Northern Michigan	Duluth, Minn.
1982	North Dakota	Wisconsin	Northeastern	New Hampshire	Providence, R.I.
1983	Wisconsin	Harvard	Providence	Minnesota	Grand Forks, ND
1984	Bowling Green	Minnesota Duluth	North Dakota	Michigan State	Lake Placid, N.Y.
1985	Rensselaer	Providence	Minnesota Duluth	Boston College	Detroit, Mich.
1986	Michigan State	Harvard	Minnesota	Denver	Providence, R.I.
1987	North Dakota	Michigan State	Minnesota	Harvard	Detroit, Mich.
1988	Lake Superior State	St. Lawrence	Maine	Minnesota	Lake Placid, N.Y.
1989	Harvard	Minnesota	Michigan State	Maine	St. Paul, Minn.
Year	Champion	Runner-up	Other Semifinalists		Site
1990	Wisconsin	Colgate	Boston College	Boston University	Detroit, Mich.
1991	Northern Michigan	Boston University	Maine	Clarkson	St. Paul, Minn.
1992	Lake Superior State	Wisconsin	Michigan	Michigan State	Albany, N.Y.
1993	Maine	Lake Superior State	Boston University	Michigan	Milwaukee, Wis.
1994	Lake Superior State	Boston University	Harvard	Minnesota	St. Paul, Minn.
1995	Boston University	Maine	Michigan	Minnesota	Providence, R.I.
1996	Michigan	Colorado College	Boston University	Vermont	Cincinnati, Ohio
1997	North Dakota	Boston University	Colorado College	Michigan	Milwaukee, Wis.
1998	Michigan	Boston College	New Hampshire	Ohio State	Boston, Mass.
1999	Maine	New Hampshire	Boston College	Michigan State	Anaheim, Calif.
2000	North Dakota	Boston College	Maine	St. Lawrence	Providence, R.I.
2001	Boston College	North Dakota	Michigan	Michigan State	Albany, N.Y.
2002	Minnesota	Maine	New Hampshire	Michigan	St. Paul, Minn.
2003	Minnesota	New Hampshire	Cornell	Michigan	Buffalo, N.Y.
2004	Denver	Maine	Boston College	Minnesota Duluth	Boston, Mass.
2005	Denver	North Dakota	Colorado College	Minnesota	Columbus, Ohio
2006	Wisconsin	Boston College	Maine	North Dakota	Milwaukee, Wis.
2007	Michigan State	Boston College	Maine	North Dakota	St. Louis, Mo.
2008	Boston College	Notre Dame	Michigan	North Dakota	Denver, Colo.
2009	Boston University	Miami	Bemidji State	Vermont	Washington, D.C.
2010	Boston College	Wisconsin	Miami	RIT	Detroit, Mich.
2011	Minnesota-Duluth	Michigan	Notre Dame	North Dakota	St. Paul, Minn.
2012	Boston College	Ferris State	Minnesota	Union	Tampa, Fla.
2013	Yale	Quinnipiac	UMass Lowell	St. Cloud State	Pittsburgh, Pa.
2014	Union	Minnesota	Boston College	North Dakota	Philadelphia, Pa.
2015	Providence	Boston University	North Dakota	Omaha	Boston, Mass.
2016	North Dakota	Quinnipiac	Boston College	Denver	Tampa, Fla.
2017	Denver	Minnesota Duluth	Notre Dame	Harvard	Chicago, Ill.
2018	Minnesota Duluth	Notre Dame	Ohio State	Michigan	St. Paul, Minn.
2019	Minnesota Duluth	Massachusetts	Providence	Denver	Buffalo, N.Y.
2020	No NCAA Tournament (COVID-19 Pandemic)				<i>Detroit, Mich.</i>
2021	Massachusetts	St. Cloud State	Minnesota State	Minnesota Duluth	Pittsburgh, Pa.

1993 NCAA CHAMPIONSHIP GAME

April 3, 1993 • Bradley Center • Milwaukee, Wis.

	1	2	3	F
Maine	2	0	3	5
Lake Superior State	1	3	0	4

First Period:

Maine – Patrice Tardif (Latendresse), 0:03

Maine – Chris Ferraro (Imes, P. Ferraro), 7:10

LSSU – Mike Bachusz (Angelelli, Ness), 17:02

Second Period:

LSSU – Clayton Beddoes (unassisted), 7:01 (PP)

LSSU – John Hendry (Beddoes), 15:46

LSSU – Wayne Strachan (Hullett), 18:42

Third Period:

Maine – Jim Montgomery (Kariya), 4:19

Maine – Jim Montgomery (Imes, Kariya), 7:40

Maine – Jim Montgomery (Kariya), 8:54 (PP)

Shots on Goal:

Maine – 11-10-8 – 29

LSSU – 6-10-8 – 24

Saves:

Maine – Dunham 12, Snow 8

LSSU – Blaine Lacher 24

Penalties: Maine 5-10; LSSU 6-12

Power Plays: Maine 1 for 3; LSSU 1 for 2

Most Outstanding Player: Jim Montgomery (Maine)

1995 NCAA CHAMPIONSHIP GAME

April 1, 1995 • Providence Civic Center • Providence, R.I.

	1	2	3	F
Boston University	1	2	3	6
Maine	0	1	1	2

First Period:

BU – Steve Thornton (unassisted), 14:57 (PP)

Second Period:

BU – Chris O'Sullivan (Thornton, Grier), 7:27

BU – Jacques Joubert (Linna, Prendergast), 9:15 (PP)

Maine – Tim Lovell (Frenette, Thompson), 14:51

Third Period:

Maine – Trevor Roenick (Rodrigue, Tory), 0:31 (PP)

BU – Mike Sylvia (Bates, Pandolfo), 5:23

BU – Chris O'Sullivan (Brennan, Grier), 8:30 (PP)

BU – Bob Lachance (Thornton), 18:47 (SH)

Shots on Goal:

BU – 11-14-14 – 39

Maine – 9-5-9 – 23

Saves:

BU – Tom Noble 21

Maine – Blair Allison 33

Penalties: BU 10-20; Maine 6-12

Power Plays: BU 3 for 4; Maine 1 for 8

Most Outstanding Player: Chris O'Sullivan (BU)

1999 NCAA CHAMPIONSHIP GAME

April 3, 1999 • Arrowhead Pond • Anaheim, Calif.

	1	2	3	OT	F
Maine	1	1	0	1	3
New Hampshire	0	1	1	0	2

First Period:

Maine – Ben Guite (Vitorino, Kerluke), 15:47 (PP)

Second Period:

Maine – Niko Dimitrakos (Cullen, Metcalf), 4:10

UNH – Darren Haydar (Souza, Conklin), 15:58

Third Period:

UNH – Mike Souza (Krog, Haydar), 3:33

Overtime:

Maine – Marcus Gustafsson (Larose), 10:50

Shots on Goal:

Maine – 12-11-7-9 – 36

UNH – 16-19-8-5 – 48

Saves:

Maine – Alfie Michaud 46

UNH – Ty Conklin 36

Penalties: Maine 8-16; UNH 9-26

Power Plays: Maine 1 for 7; UNH 0 for 7

Most Outstanding Player: Alfie Michaud (Maine)

2001 NCAA CHAMPIONSHIP GAME

April 7, 2001 • Pepsi Arena • Albany, NY

	1	2	3	OT	F
Boston College	0	2	0	1	3
North Dakota	0	0	2	0	2

First Period:

No scoring

Second Period:

BC – Chuck Kobasew (Giuliano), 5:26 (PP)

BC – Mike Lephart (Forrest, Allen), 8:50

Third Period:

UND – Tim Skarperud (Roche, Lundbohm), 16:18 (PP)

UND – Wes Dorey (Schneekloth, Lundbohm), 19:24

Overtime:

BC – Krys Kolanos (Voce, Kobasew), 4:43

Shots on Goal:

BC – 9-12-7-3 – 31

UND – 9-9-16-3 – 37

Saves:

BC – Scott Clemmensen 35

UND – Karl Goehring 28

Penalties: BC 7-14; UND 7-14

Power Plays: BC 1 for 7; UND 1 for 7

Most Outstanding Player: Chuck Kobasew (BC)

2008 NCAA CHAMPIONSHIP GAME

APRIL 12, 2008 • PEPSI CENTER • DENVER, COLO.

	1	2	3	F
Boston College	0	3	1	4
Notre Dame	0	1	0	1

First Period:

No Goals

Second Period:

BC - Nathan Gerbe (Gibbons, Smith), 2:23

BC - Nathan Gerbe (Smith, Bertram), 5:37

BC - Joe Whitney (Gerbe, Ferriero), 8:11

ND - Kevin Deeth (Lawson, Cole), 9:07

Third Period:

BC - Ben Smith (Gerbe, Gibbons), 5:31

Shots on Goal:

BC - 7-11-5 - 23

ND - 5-8-8 - 21

Saves:

BC - John Muse 20

ND - Jordan Pearce 19

Penalties: BC 8-16; ND 5-10

Power Plays: BC 2 for 5; ND 0 for 8

Most Outstanding Player: Nathan Gerbe (BC)

2010 NCAA CHAMPIONSHIP GAME

April 10, 2010 • Ford Field • Detroit, Mich.

	1	2	3	F
Boston College	1	0	4	5
Wisconsin	0	0	0	0

First Period:

BC - Ben Smith (S. Whitney, J. Whitney), 12:57

Second Period:

No Scoring

Third Period:

BC - Cam Atkinson (J. Whitney, Gibbons), 1:38

BC - Jimmy Hayes (Hayes, Samuelsson), 3:40

BC - Cam Atkinson (Gibbons, J. Whitney), 7:20

BC - Matt Price (unassisted), 15:29

Shots on Goal:

BC - 12-6-8 - 26

WIS - 5-9-6 - 20

Saves:

BC - John Muse 20

WIS - Scott Gudmandson 21

Penalties: BC 4-8; WIS 6-12

Power Plays: BC 2-5; WIS 0-3

Most Outstanding Player: Ben Smith (BC)

2009 NCAA CHAMPIONSHIP GAME

April 11, 2009 • Verizon Center • Washington, D.C.

	1	2	3	OT	F
Miami	1	2	0	0	3
Boston Univeristy	1	0	2	1	4

First Period:

BU -- Chris Connolly (Warsofsky, Gryba), 15:15

Second Period:

MIA -- Gary Steffes (Miele, Palmer), 2:01

Third Period:

MIA -- Tommy Wingels (Camper), 12:31

MIA -- Trent Vogelhuber (Kaufman), 15:52

BU -- Zach Cohen (Bonino, Brandon Yip), 19:00

BU -- Nick Bonino (Gilroy, Higgins), 19:42

Overtime:

BU -- Colby Cohen (Shattenkirk, Connolly), 11:47

Shots on Goal:

MIA -- 10-9-9-4 -- 32

BU -- 9-7-7-9 -- 32

Saves:

MIA -- Cody Reichard- 28

BU -- Kieran Millan- 29

Penalties: Miami 3-6; BU 8-16

Power Plays: Miami 0-7; BU 0-2

Most Outstanding Player: Colby Cohen (BU)

2012 NCAA CHAMPIONSHIP GAME

April 7, 2012 • Tampa Bay Times Forum • Tampa, Fla.

	1	2	3	F
Ferris State	1	0	0	1
Boston College	2	0	2	4

First Period:

BC - Steven Whitney - 15 (Almeida), 3:18

FSU- Garrett Thompson - 11 (Huff, Ouellette), 5:19

BC- Paul Carey - 18 (Dumoulin, Mullane), 10:33 (PP)

Second Period:

No Scoring

Third Period:

BC- Johnny Gaudreau - 21 (Hayes, Wey), 16:58

BC- Steven Whitney- 16 (Arnold), 18:57

Shots on Goal:

FSU - 7-15-6 - 28

BC - 8-14-15 - 37

Saves:

FSU - Taylor Nelson 33

BC - Parker Milner 27

Penalties: FSU 4-8; BC 5-10

Power Plays: FSU 0-4; BC 1-3

Most Outstanding Player: Parker Milner (BC)

2015 NCAA CHAMPIONSHIP GAME
April 11, 2015 • TD Garden • Boston, Mass.

	1	2	3	F
Providence	1	1	2	4
Boston University	2	1	0	3

First Period:

PC – Anthony Florentino (Acciari, Luke), 9:25

BU – Ahti Oksanen, 12:50

BU – Danny O'Regan (Eichel), 12:54

Second Period:

PC – Mark Jankowski (Mingoia, Mauermann), 4:29 (PP)

BU – Cason Hohmann (Oksanen), 11:36

Third Period:

PC – Tom Parisi, 11:24

PC – Brandon Tanev (Rooney), 13:43

Shots on Goal:

PC – 6-17-20 – 43

BU – 18-22-12 – 52

Saves:

PC – Jon Gillies 49

BU – Matt O'Connor 39

Penalties: Providence 1-2; BU 3-6

Power Plays: Providence 1 for 3; BU 0 for 1

Most Outstanding Player: Jon Gillies (Providence)

2021 NCAA CHAMPIONSHIP GAME
April 10, 2021 • PPG Paints Arena • Pittsburgh, Pa.

	1	2	3	F
St. Cloud	0	0	0	0
UMass	2	2	1	5

First Period:

UMass - Aaron Bohlinger (Sullivan, Farmer), 7:26

UMass - Reed Lebster (Kiefiuk), 18:56

Second Period:

UMass - Lagunov, 5:10 (SH)

UMass - Matthew Kessel (Chau, Gaudet), 13:45 (PP)

Third Period:

UMass - Bobby Trivigno (Lebster), 6:00

Shots on Goal:

SCSU – 3-12-10 -- 25

UMass – 7-6-9 -- 22

Saves:

SCSU – Hrenak 17

UMass – Filip Lindberg 25

Penalties: SCSU 2-4, UMass 3-6

Power Plays: SCSU 0 for 3; UMass 1 for 2

Most Outstanding Player: Bobby Trivigno (UMass)