



2022 Hockey East Frozen Four Press Kit

TOURNAMENT QUICK REFERENCE

YEAR	CHAMPIONSHIP GAME	TOURNAMENT MVP
1985	Providence 2, Boston College 1 (2OT)	Chris Terreri - PC
1986	Boston University 9, Boston College 4	Peter Marshall - BU
1987	Boston College 4, Maine 2	Brian Leetch - BC
1988	Northeastern 4, Maine 3	Bruce Racine - NU
1989	Maine 5, Boston College 4	Bob Beers - Maine
1990	Boston College 4, Maine 3	Scott LaGrand - BC
1991	Boston University 4, Maine 3 (OT)	Shawn McEachern - BU
1992	Maine 4, New Hampshire 1	Scott Pellerin - Maine
1993	Maine 5, Boston University 2	Jim Montgomery - Maine
1994	Boston University 3, UMass Lowell 2	Dwayne Roloson - UML
1995	Boston University 3, Providence 2	Bob Bell - PC
1996	Providence 3, Maine 2	Joe Hulbig - PC
1997	Boston University 4, New Hampshire 2	Michel Larocque - BU
1998	Boston College 3, Maine 2	Marty Reasoner - BC
1999	Boston College 5, New Hampshire 4 (OT)	Blake Bellefeuille - BC
2000	Maine 2, Boston College 1	Niko Dimitrakos - Maine
2001	Boston College 5, Providence 3	Chuck Kobasew - BC
2002	New Hampshire 3, Maine 1	Darren Haydar - UNH
2003	New Hampshire 1, Boston University 0 (OT)	Sean Fields - BU
2004	Maine 2, UMass 1 (3OT)	Jimmy Howard - Maine
2005	Boston College 3, New Hampshire 1	Brian Boyle - BC
2006	Boston University 2, Boston College 1 (OT)	David Van der Gulik - BU
2007	Boston College 5, New Hampshire 2	Brock Bradford - BC
2008	Boston College 4, Vermont 0	Nathan Gerbe - BC
2009	Boston University 1, UMass Lowell 0	Kieran Millan - BU
2010	Boston College 7, Maine 6 (OT)	Matt Lombardi - BC
2011	Boston College 5, Merrimack 3	Cam Atkinson - BC
2012	Boston College 4, Maine 1	Johnny Gaudreau - BC
2013	UMass Lowell 1, Boston University 0	Connor Hellebuyck - UML
2014	UMass Lowell 4, New Hampshire 0	Connor Hellebuyck - UML
2015	Boston University 5, UMass Lowell 3	Jack Eichel - BU
2016	Northeastern 3, UMass Lowell 1	Kevin Boyle - UML
2017	UMass Lowell 4, Boston College 3	C.J. Smith - UML
2018	Boston University 2, Providence 0	Jake Oettinger - BU
2019	Northeastern 3, Boston College 2	Cayden Primeau - NU
2020	<i>No Tournament Held (COVID-19 Pandemic)</i>	--
2021	Massachusetts 1, UMass Lowell 0	Bobby Trivigno - UMass
2022	Massachusetts 2, UConn 1 (OT)	Bobby Trivigno - UMass

TOURNAMENT BREAKDOWN

Team	App.	Record	Titles	Last	2nd	Semis	MVPs
Boston College	37	75-36-2	11	2012	7	26	11
Boston University	37	76-43-1	9	2018	3	25	8
UConn	6	2-10-0	0	-	1	1	0
Maine	35	56-44-0	5	2004	9	19	5
Massachusetts	24	20-37-0	2	2022	1	6	2
UMass Lowell	33	50-52-3	3	2017	5	20	5
Merrimack	24	16-43-0	0	-	1	2	0
New Hampshire	35	55-48-2	2	2003	6	17	1
Northeastern	30	32-46-1	3	2019	0	11	2
Providence	34	43-53-1	2	1996	3	16	3
Vermont	14	18-27-0	0	-	1	3	0

2022 HOCKEY EAST TOURNAMENT

OPENING ROUND

No. 6 MC def. No. 11 ME (6-2)
 No. 7 PC def. No. 10 UVM (2-1)
 No. 8 BC def. No. 9 UNH (4-3 OT)

QUARTERFINALS

No. 1 NU def. No. 8 BC (3-2)
 No. 2 UML def. No. 7 MC (7-2)
 No. 3 UMA def. No. 6 PC (4-2)
 No. 4 UConn def. No. 5 BU (3-1)

SEMIFINALS

No. 4 UConn def. No. 1 NU (4-1)
 No. 2 UMA def. No. 3 UML (3-1)

CHAMPIONSHIP

No. 2 UMA def. No. 4 UConn (2-1 OT)

Steve Nazro All-Tournament Team

G: Matt Murray, UMA (Gr.)
 D: Colin Felix, UMA (Sr.)
 D: John Spetz, UConn (So.)
 F: Vladislav Firstov, UConn (Jr.)
 F: Bobby Trivigno, UMA (Jr.) - MVP
 F: Garrett Wait, UMA (Sr.)

REGULAR SEASON QUICK REFERENCE

Year	Season Champion	Player of the Year	Rookie of the Year	Coach of the Year	Scoring Leader	GAA Leader
1984-85	Boston College 24-9-1	Chris Terreri Providence	Ken Hodge Boston College	Len Ceglarski Boston College	Tim Army, PC 60 points	Chris Terreri, PC 3.49 GAA
1985-86	Boston College 23-9-2	Scott Harlow Boston College	Scott Young, BU Al Loring, ME	Jack Parker Boston University	Scott Harlow, BC 67 points	Scott Gordon, BC 3.42 GAA
1986-87	Boston College 26-6-0	Brian Leetch Boston College	Brian Leetch Boston College	Bill Riley, Jr. Lowell	Craig Janney, BC 74 points	Scott King, ME 3.06 GAA
1987-88	Maine 20-4-2	Mike McHugh Maine	Mario Thyer Maine	Shawn Walsh Maine	David Capuano, ME 59 points	Scott King, ME 2.97 GAA
1988-89	Boston College 16-6-4	Greg Brown Boston College	Rob Gaudreau, PC Scott Pellerin, ME	Fern Flaman Northeastern	Tim Sweeney, BC 48 points	David Littman, BC 3.04 GAA
1989-90	Boston College 15-6-0	Greg Brown Boston College	Scott Cashman Boston University	Shawn Walsh (2) Maine	David Emma, BC 44 points	Scott King, ME 2.35 GAA
1990-91	Boston College 16-5-0	David Emma Boston College	Jeff Levy New Hampshire	Dick Umile New Hampshire	David Emma, BC 51 points	Scott LaGrand, BC 3.02 GAA
1991-92	New Hampshire 15-4-2	Scott Pellerin Maine	Ian Moran, BC Craig Darby, PC	Jack Parker (2) Boston University	Mike Boback, PC 39 points	Derek Herlofsky, BU 2.45 GAA
1992-93	Maine 22-1-1	Paul Kariya Maine	Paul Kariya Maine	Shawn Walsh (3) Maine	Paul Kariya, ME 63 points	Garth Snow, ME 2.01 GAA
1993-94	Boston University 21-3-0	Dwayne Roloson UMass Lowell	Greg Bullock UMass Lowell	Bruce Crowder UMass Lowell	Mike Pomichter, BU 33 points	Derek Herlofsky, BU 2.27 GAA
1994-95	BU 16-5-3 Maine 15-3-6	Chris Imes Maine	Mark Mowers New Hampshire	Shawn Walsh (4) Maine	Greg Bullock, UML 47 points	Blair Allison, ME 2.72 GAA
1995-96	Boston University 17-5-2	Jay Pandolfo Boston University	Marty Reasoner Boston College	Bruce Crowder (2) UMass Lowell	Chris Drury, BU 42 points	Tom Noble, BU 2.89 GAA
1996-97	BU 16-4-4 UNH 18-6-0	Chris Drury Boston University	Greg Koehler UMass Lowell	Dick Umile (2) New Hampshire	Chris Drury, BU 41 points	Michel Larocque, BU 2.57 GAA
1997-98	Boston University 18-4-2	Chris Drury Boston University	Brian Gionta Boston College	Bruce Crowder (3) Northeastern	Tom Nolan, UNH (42) Marty Reasoner, BC	Michel Larocque, BU 1.74 GAA
1998-99	New Hampshire 18-3-3	Jason Krog New Hampshire	Darren Haydar New Hampshire	Dick Umile (3) New Hampshire	Jason Krog, UNH 53 points	Ty Conklin, UNH 1.64 GAA
1999-00	Boston University 15-3-6	Ty Conklin, UNH Mike Mottau, BC	Rick DiPietro Boston University	Jack Parker (3) Boston University	Cory Larose, ME 33 points	Scott Clemmensen, BC 1.98 GAA
2000-01	Boston College 17-5-2	Brian Gionta Boston College	Chuck Kobasew Boston College	Paul Pooley Providence	Brian Gionta, BC 35 points	Ty Conklin, UNH 1.83 GAA
2001-02	New Hampshire 17-4-3	Darren Haydar New Hampshire	Sean Collins New Hampshire	Dick Umile (4) New Hampshire	Darren Haydar, UNH 42 points	Mike Ayers, UNH 1.79 GAA
2002-03	BC 16-6-2 UNH 15-5-4	Mike Ayers, UNH Ben Eaves, BC	Jimmy Howard Maine	Don Cahoon Massachusetts	Ben Eaves, BC 42 points	Matti Kaltiainen, BC 2.20 GAA, .898 save%
2003-04	Boston College 17-4-3	Steve Saviano New Hampshire	Michel Léveillé Maine	Jerry York Boston College	Ryan Shannon, BC Tony Voce, BC (27 points)	Jimmy Howard, ME 1.15 GAA, .953 save%
2004-05	Boston College 14-3-7	Patrick Eaves Boston College	Peter Vetri UMass Lowell	Jack Parker (4) Boston University	Jason Guerriero, NU 34 points	Matti Kaltiainen, BC 1.81 GAA, .921 save%

REGULAR SEASON QUICK REFERENCE

Year	Season Champion	Player of the Year	Rookie of the Year	Coach of the Year	Scoring Leader	GAA Leader
2005-06	Boston University 17-7-3	Chris Collins Boston College	Brandon Yip Boston University	Jack Parker (5) Boston University	Chris Collins, BC 39 points	Cory Schneider, BC 1.96 GAA, .932 save%
2006-07	New Hampshire 18-7-2	John Curry Boston University	Teddy Purcell Maine	Dick Umile (5) New Hampshire	Brian Boyle, BC 37 points	John Curry, BU 1.85 GAA, .934 save%
2007-08	New Hampshire 19-5-3	Kevin Regan New Hampshire	Colin Wilson Boston University	Kevin Sneddon Vermont	Bryan Ewing, BU 35 points	Kevin Regan, UNH 1.83 GAA, .940 save%
2008-09	Boston University 18-5-4	Brad Thiessen Northeastern	Kieran Millan Boston University	Greg Cronin Northeastern	James Marcou, UMass Colin Wilson, BU 35 points	Brad Thiessen, NU 2.09 GAA, .932 save%
2009-10	New Hampshire 15-6-6	Bobby Butler New Hampshire	Stephane Da Costa Merrimack	Mark Dennehy, MC Dick Umile, UNH (6)	Bobby Butler, UNH Gustav Nyquist, ME 41 points	Carter Hutton, UML 2.35 GAA, .925 save%
2010-11	Boston College 20-6-1	Paul Thompson New Hampshire	Charlie Coyle Boston University	Jerry York (2) Boston College	Paul Thompson, UNH 42 points	John Muse, BC 1.84 GAA, .933 save%
2011-12	Boston College 19-7-1	Spencer Abbott Maine	Scott Wilson UMass-Lowell	Norm Bazin UMass Lowell	Spencer Abbott, ME 38 points	Parker Milner, BC 1.85 GAA, .928 save%
2012-13	UMass Lowell 16-9-2	Johnny Gaudreau Boston College	Jon Gillies Providence	Norm Bazin (2) UMass Lowell	Johnny Gaudreau, BC 36 points	Connor Hellebuyck 1.38 GAA, .948 save%
2013-14	Boston College 16-2-2	Johnny Gaudreau Boston College	Mario Puskariich Vermont	Jerry York (3) Boston College	Johnny Gaudreau, BC 36 points	Thatcher Demko, BC 1.35 GAA, .948 save%
2014-15	Boston University 14-5-3	Jack Eichel Boston University	Jack Eichel Boston University	David Quinn Boston University	Jack Eichel, BU 44 points	Jon Gillies, PC 1.74 GAA, .939 save%
2015-16	BC 15-2-5 PC 16-3-3	Thatcher Demko - BC Kevin Boyle - UML	Colin White Boston College	Nate Leaman Providence	Andrew Poturalski, UNH 31 points	Nick Ellis, PC 1.80 GAA, .936 save%
2016-17	UML 14-7-1 BU 13-6-3 BC 13-6-3	Zach Aston-Reese Northeastern	Clayton Keller Boston University	Norm Bazin (3) UMass Lowell	Tyler Kelleher, UNH 37 points	Jake Oettinger, BU 2.09, .927 save%
2017-18	Boston College 18-6-0	Adam Gaudette Northeastern	Logan Hutsko Boston College	Jerry York (4) Boston College	Adam Gaudette, NU 35 points	Cayden Primeau, NU 1.79 GAA, .937 save%
2018-19	Massachusetts 18-6-0	Cale Makar Massachusetts	Joel Farabee Boston University	Greg Carvel Massachusetts	Mitchell Chaffee, UMass 31 points	Hayden Hawkey, PC 1.74 GAA, .923 save%
2019-20	Boston College 17-6-1	Jeremy Swayman Maine	Alex Newhook Boston College	Dennis "Red" Gendron Maine	Jack Dugan, PC 35 points	Matt Murray, UMA 1.88 GAA, .917 save%
2020-21	No Champion Awarded (COVID-19)	Spencer Knight Boston College	Josh Lopina, UMA Nikita Nesterenko, BC	Jerry York (5) Boston College	Jonny Evans, UConn 28 points	Filip Lindberg, UMA 1.61 GAA, .937 save%
2021-22	Northeastern 15-8-1 (47pts)	Bobby Trivigno Massachusetts	Devon Levi Northeastern	Jerry Keefe Northeastern	Bobby Trivigno, UMass 32 points	Devon Levi, NU 1.64 GAA, .951 save%

All-Time Regular Season Records

School	Seasons	Games	W	L	T	OW-OL	SW
Boston College	38	946	553	301	92	3-3	1
Boston University	38	939	521	301	117	6-3	1
UConn	8	184	75	90	19	1-6	3
Maine	38	940	462	378	100	2-4	3
Massachusetts	28	684	229	387	68	3-4	2
UMass Lowell	38	941	393	456	92	2-1	1
Merrimack	33	791	224	480	87	1-4	0
New Hampshire	38	946	430	376	119	5-4	2
Northeastern	38	945	367	461	117	2-1	4
Providence	38	948	393	433	122	1-1	3
Vermont	17	410	132	210	68	3-1	2
Notre Dame*	4	86	46	27	13	--	--

as of March 6, 2022

TOURNAMENT COACHING RECORDS

Coach	School	Years	Games	Record	Titles
Jerry York *	Boston College	1995 -	91	65-25-1	9 ('98, '99, '01, '05, '07, '08, '10, '11, '12)
Jack Parker	Boston University	1985 - 2013	98	62-35-1	7 ('86, '91, '94, '95, '97, '06, '09)
Dick Umile	New Hampshire	1991 - 2018	93	51-41-1	2 ('02, '03)
Shawn Walsh	Maine	1985 - 2001 ^	45	31-14	4 ('89, '92, '93, '00)
Tim Whitehead	Career	1997 - 2013	49	24-24-1	1 ('04)
	UMass Lowell	1997-2001	14	6-7-1	--
	Maine	2002-2013	35	18-17-0	1 ('04)
Norm Bazin *	UMass Lowell	2012 -	37	24-13	3 ('13, '14, '17)
Kevin Sneddon	Vermont	2004 - 2020	43	18-25	--
Nate Leaman *	Providence	2012 -	32	18-14	--
Jim Madigan	Northeastern	2012 - 21	23	15-8	2 ('16, '19)
Paul Pooley	Providence	1995 - 2005	32	13-19	1 ('96)
David Quinn	Boston University	2013 - 2018	16	12-4	2 ('15, '18)
Mark Dennehy	Merrimack	2006 - 2018	29	12-17	--
Greg Carvel *	Massachusetts	2016 -	16	10-6	2 ('21, '22)
Len Ceglarski	Boston College	1985 - 1992	18	10-7-1	2 ('87, '90)
Bruce Crowder	Career	1992-96, 2005-11	29	10-19-1	--
	UMass Lowell	1992 - 1996	16	8-7-1	--
	Northeastern	2005 - 11	14	2-12-0	--
Mike McShane	Providence	1986 - 1994	23	9-13-1	--
Jeff Jackson	Notre Dame	2014 -	16	8-8	--
Greg Cronin	Career	1996, 2005-11	17	8-9	--
	Maine	1996 ^	4	3-1	--
	Northeastern	2005 - 11	13	5-8	--
Don "Toot" Cahoon	Massachusetts	2001 - 2012	25	8-17	--
Blaise McDonald	UMass Lowell	2001 - 2011	22	7-15	--
Fern Flaman	Northeastern	1985 - 89	12	5-7	1 ('88)
Fernie Flaman	Northeastern	1985 - 1989	12	5-7	--
Bill Riley	UMass Lowell	1985 - 1991	16	5-10-1	--
Steve Stirling	Providence	1985	4	4-0	1 ('85)
Steve Cedorchuk	Boston College	1993 - 1994	4	4-0	--
Steve Stirling	Providence	1985	4	4-0	--
Red Gendron	Maine	2013 -	17	4-13	--
Ron Anderson	Merrimack	1985 - 1998	16	3-13	--
Albie O'Connell *	Boston University	2019 -	6	2-4	--
Bob Kullen	New Hampshire	1987-1990	5	2-3	--
Don McKenney	Northeastern	1990 - 1991	5	2-3	--
Ben Smith	Northeastern	1992 - 1996	10	2-7-1	--
Mike Cavanaugh *	UConn	2014 -	12	2-10	--
Jerry Keefe *	Northeastern	2022 -	2	1-1	--
Scott Borek *	Merrimack	2019 -	2	1-1	--
Charlie Holt	New Hampshire	1985 - 1986	4	1-2	--
Mike Souza *	New Hampshire	2019 -	5	1-4	--
John Micheletto	Massachusetts	2013 - 2016	6	1-5	--
Joe Mallen	Massachusetts	1994 - 2000	10	1-9	--
Ben Barr	Maine	2022 -	1	0-1	--
Todd Woodcroft *	Vermont	2021 -	2	0-2	--
Tim Army	Providence	2006 - 2011	6	0-6	--
Chris Serino	Merrimack	1999 - 2005	12	0-12	--

*active

^ Shawn Walsh was suspended for the 1996 tournament and Greg Cronin served as head coach as of March 23, 2022

ALL-TIME TOURNAMENT RESULTS

Season	Opening Round	Quarterfinals	Semifinals	Final	Consolation
1985	--	No. 5 UL def. No. 4 UNH (7-6, 4-8, 1-0) No. 2 BU def. No. 7 ME (7-4, 4-2) No. 3 PC def. No. 6 NU (3-2, 3-0)	No. 3 PC def. No. 2 BU (5-2) No. 1 BC def. No. 5 UL (6-5)	No. 3 PC def. No. 1 BC (2-1, 2OT)	No. 2 BU def. No. 5 UML (6-4)
1986	--	No. 6 UL def. No. 3 NU (4-2, 3-4) No. 2 BU def. No. 7 UNH (1-1, 4-3) No. 4 PC def. No. 5 ME (5-4, 5-2)	No. 2 BU def. No. 4 PC (3-2) No. 1 BC def. No. 6 UL (5-2)	No. 2 BU def. No. 1 BC (9-4)	No. 6 UML 8 def. No. 4 PC (8-5)
1987	--	No. 3 NU def. No. 4 BU (3-2) No. 3 ME def. No. 6 PC (5-2)	No. 3 Maine def. No. 2 UL (5-4) No. 1 BC def. No. 5 NU (9-3)	No. 1 BC def. No. 3 ME (4-2)	--
1988	--	No. 4 UL def. No. 5 BC (3-3, 5-2) No. 6 PC def. No. 3 BU (3-2, 6-4)	No. 2 NU def. No. 4 UL (3-1, 1-2) No. 1 ME def. No. 6 PC (6-5, 11-2)	No. 2 NU def. No. 1 ME (4-3)	--
1989	--	No. 4 PC def. No. 5 BU (3-2) No. 3 NU def. No. 6 UNH (5-4, OT)	No. 1 BC def. No. 4 PC (6-5, 2OT) No. 2 Maine def. No. 3 NU (3-2, OT)	No. 2 Maine def. No. 1 BC (5-4)	No. 4 PC def. No. 3 NU (3-2)
1990	--	No. 1 BC def. No. 8 MC (3-1, 3-6, 8-5) No. 2 ME def. No. 7 UL (7-3, 16-0) No. 3 BU def. No. 6 NU (3-4, 5-2, 5-3) No. 5 UNH def. No. 4 PC (1-5, 2-0, 7-4)	No. 3 ME def. No. 3 BU, 3-1 No. 1 BC def. No. 5 UNH, 5-4 (OT)	No. 1 BC def. No. 3 ME, 4-3	--
1991	--	No. 8 NU def. No. 1 BC (6-5) No. 2 ME def. No. 7 UML (5-3) No. 3 BU def. No. 6 MC (7-1) No. 4 PC def. No. 5 UNH (4-1)	No. 3 BU def. No. 4 PC (7-5) No. 2 ME def. No. 8 NU (4-3, OT)	No. 3 BU def. No. 2 ME (4-3, OT)	--
1992	--	No. 1 ME def. No. 8 MC (7-0) No. 2 UNH def. No. 7 NU (4-2) No. 3 PC def. No. 6 UML (7-0) No. 5 BC def. No. 4 BU (5-2)	No. 1 ME def. No. 5 BC (7-3) No. 2 UNH def. No. 3 PC (5-3)	No. 1 ME def. No. 2 UNH (4-1)	
1993	--	No. 1 ME def. No. 8 NU (6-1, 9-5) No. 2 BU def. No. 7 BC (6-2, 5-1) No. 3 UNH def. No. 6 MC (5-3, 9-2) No. 4 UML def. No. 5 PC (7-4, 3-3, OT)	No. 1 ME def. No. 4 UML (7-5) No. 2 BU def. No. 3 UNH (2-0)	No. 1 ME def. No. 2 BU (5-2)	No. 4 UML def. No. 3 UNH (5-4, OT)
1994	--	No. 1 BU def. No. 8 ME (8-5, 4-3) No. 2 UML def. No. 7 MC (7-1, 3-0) No. 3 UNH def. No. 6 BC (4-1, 6-5, 2OT) No. 4 NU def. No. 5 PC (4-3, 2-1, OT)	No. 1 BU def. No. 4 NU (5-2) No. 2 UML def. No. 3 UNH (4-2)	No. 1 BU def. No. 2 UML (3-2)	No. 3 UNH ties No. 4 NU (4-4)
1995	No. 9 UMA def. No. 8 BC (5-4)	No. 1 ME def. No. 9 UMA (7-4) No. 2 BU def. No. 7 MC (4-3) No. 6 PC def. No. 3 UNH (3-2, OT) No. 5 UML def. No. 4 NU (5-2)	No. 2 BU def. No. 5 UML (4-2) No. 6 PC def. No. 1 ME (7-3)	No. 2 BU def. No. 6 PC (3-2)	No. 1 ME def. No. 5 UML (6-0)
1996	--	No. 1 BU def. No. 8 UMA (5-2, 14-1) No. 2 UML def. No. 7 NU (7-3, 4-3) No. 3 ME def. No. 6 UNH (4-2, 8-4) No. 4 PC def. No. 5 BC (5-2, 4-2)	No. 3 ME def. No. 2 UML (5-2) No. 4 PC def. No. 1 BU (5-4)	No. 4 PC def. No. 3 ME (3-2)	No. 1 BU def. No. 2 UML (7-3)
1997	--	No. 1 BU def. No. 8 NU (6-2, 7-1) No. 2 UNH def. No. 7 UMA (5-1, 8-2) No. 6 UML def. No. 3 PC (6-2, 6-5) No. 5 BC def. No. 4 MC (7-6, 5-3)	No. 1 BU def. No. 6 UML (3-2) No. 2 UNH def. No. 5 BC (4-0)	No. 1 BU def. No. 2 UNH (4-2)	No. 5 BC ties No. 6 UML (2-2, OT)
1998	--	No. 8 MC def. No. 1 BU (4-1, 5-6, 5-4) No. 2 BC def. No. 7 PC (4-3, 6-3) No. 6 ME def. No. 3 UNH (3-2, 2OT, 5-3) No. 5 UML def. No. 4 NU (8-2, 2-3, 5-1)	No. 2 BC def. No. 8 MC (7-2) No. 6 ME def. No. 5 UML (6-2)	No. 2 BC def. No. 6 ME (3-2)	--
1999	--	No. 1 UNH def. No. 8 MC (3-2, 5-4) No. 2 ME def. No. 7 UMA (3-1, 5-2) No. 3 BC def. No. 6 UML (5-0, 5-4) No. 4 PC def. No. 5 BU (8-2, 2-8, 5-1)	No. 3 BC def. No. 2 ME (3-2) No. 1 UNH def. No. 4 PC (6-2)	No. 3 BC def. No. 1 UNH (5-4, OT)	--
2000	--	No. 1 BU def. No. 8 UMA (4-2, 5-2) No. 2 UNH def. No. 7 MC (5-2, 3-2, OT) No. 3 BC def. No. 6 NU (8-4, 3-2) No. 4 ME def. No. 5 PC (5-3, 5-4, OT)	No. 3 BC def. No. 2 UNH (2-1) No. 4 ME def. No. 1 BU (4-2)	No. 4 ME def. No. 3 BC (2-1)	--
2001	--	No. 1 BC def. No. 8 MC (1-0, 5-1) No. 2 ME def. No. 7 NU (2-1, 6-3) No. 3 PC def. No. 6 BU (6-3, 1-2, 4-3, 2OT) No. 5 UML def. No. 4 UNH (2-4, 2-1, 2-1)	No. 1 BC def. No. 5 UML (5-1) No. 3 PC def. No. 2 ME (4-3)	No. 1 BC def. No. 3 PC (5-3)	--
2002	--	No. 1 UNH def. No. 8 MC (6-2, 5-4, OT) No. 2 BU def. No. 7 PC (3-2, 4-2) No. 3 ME def. No. 6 BC (7-3, 4-2) No. 4 UML def. No. 5 NU (5-2, 2-4, 3-1)	No. 1 UNH def. No. 4 UML (4-3) No. 3 ME def. No. 2 BU (4-3)	No. 1 UNH def. No. 3 ME (3-1)	

ALL-TIME TOURNAMENT RESULTS

Season	Opening Round	Quarterfinals	Semifinals	Final
2003	--	No. 1 UNH def. No. 8 UML (8-4, 8-4) No. 2 BC def. No. 7 MC (4-1, 2-1) No. 6 UMA def. No. 3 ME (5-3, 4-2) No. 5 BU def. No. 4 PC (5-4 OT, 7-1)	No. 1 UNH def. No. 6 UMA (5-4) No. 5 BU def. No. 2 BC (6-5, 2OT)	No. 1 UNH def. No. 5 BU (1-0 OT)
2004	--	No. 8 BU def. No. 1 BC (3-2, 0-4, 4-2) No. 2 ME def. No. 7 MC (2-1, 3-2) No. 3 UMA def. No. 6 UML (6-3, 3-1) No. 4 UNH def. No. 5 PC (2-1, 3-4 OT, 1-0)	No. 3 UMA def. No. 4 UNH (5-2) No. 2 ME def. No. 8 BU (1-0)	No. 2 ME def. No. 3 UMA (2-1, 3OT)
2005	--	No. 1 BC def. No. 8 UMA (3-2 OT, 5-1) No. 2 BU def. No. 7 PC (1-4, 2-0, 2-0) No. 3 UNH def. No. 6 NU (6-1, 4-0) No. 4 ME def. No. 5 UML (7-2, 5-1)	No. 1 BC def. No. 4 ME (2-1, 2OT) No. 3 UNH def. No. 2 BU (5-2)	No. 1 BC def. No. 3 UNH (3-1)
2006	--	No. 1 BU def. No. 8 UMA (4-1, 4-1) No. 2 ME def. No. 7 UML (4-3 OT, 4-3) No. 3 BC def. No. 6 UVM (3-2 OT, 6-2) No. 4 UNH def. No. 5 PC (4-0, 2-1, 2OT)	No. 3 BC def. No. 2 ME (4-1) No. 1 BU def. No. 4 UNH (4-2)	No. 1 BU def. No. 3 BC (2-1 OT)
2007	--	No. 1 UNH def. No. 8 PC (4-0, 6-0) No. 2 BC def. No. 7 NU (3-0, 7-1) No. 3 BU def. No. 6 UVM (2-3, 2-0, 3-2 OT) No. 4 UMA def. No. 5 ME (3-2, 5-2)	No. 1 UNH def. No. 4 UMA (3-2, 2OT) No. 2 BC def. No. 3 BU (6-2)	No. 2 BC def. No. 1 UNH (5-2)
2008	--	No. 1 UNH def. No. 8 UMA (4-1, 7-2) No. 2 BU def. No. 7 UML (5-3, 1-4, 4-2) No. 3 UVM def. No. 6 NU (1-0, 1-2 OT, 4-1) No. 4 BC def. No. 5 PC (5-1, 5-1)	No. 4 BC def. No. 1 UNH (5-4, 3OT) No. 3 UVM def. No. 2 BU (3-1)	No. 4 BC def. No. 3 UVM (4-0)
2009	--	No. 1 BU def. No. 8 ME (2-1, 3-6, 6-2) No. 2 NU def. No. 7 UMA (1-2, 4-1, 3-2 OT) No. 6 BC def. No. 3 UNH (5-3, 1-0) No. 5 UML def. No. 4 UVM (4-3 OT, 4-2)	No. 1 BU def. No. 6 BC (3-2) No. 5 UML def. No. 2 NU (3-2 OT)	No. 1 BU def. No. 5 UML (1-0)
2010	--	No. 8 UVM def. No. 1 UNH (4-7, 1-0, 1-0 OT) No. 2 BC def. No. 7 UMA (6-5, 5-2) No. 3 BU def. No. 6 MC (3-2, 2-3 OT, 3-0) No. 4 ME def. No. UML (1-2, 2-0, 3-2 OT)	No. 4 ME def. No. 3 BU (5-2) No. 2 BC def. No. 8 UVM (3-0)	No. 2 BC def. No. 4 ME (7-6 OT)
2011	--	No. 1 BC def. No. 8 UMA (4-1, 4-2) No. 2 UNH def. No. 7 UVM (3-1, 4-3) No. 6 NU def. No. 3 BU (4-2, 2-5, 5-4) No. 4 MC def. No. 5 ME (5-4, 6-2)	No. 1 BC def. No. 6 NU (5-4) No. 4 MC def. No. 2 UNH (4-1)	No. 1 BC def. No. 4 MC (5-3)
2012	--	No. 1 BC def. No. 8 UMA (2-1, 3-2) No. 7 PC def. No. 2 UML (5-3, 2-3 OT, 1-0) No. 3 BU def. No. 6 UNH (2-3, 2OT, 4-2, 5-4 2OT) No. 4 ME def. No. 5 MC (2-1, 2-5, 2-1)	No. 1 BC def. No. 7 PC (4-2) No. 4 ME def. No. 3 BU (5-3)	No. 1 BC def. No. 4 ME (4-1)
2013	--	No. 1 UML def. No. 8 ME (4-1, 2-1 OT) No. 2 BC def. No. 7 UVM (4-2, 4-1) No. 3 BU def. No. 6 MC (3-0, 5-3) No. 4 PC def. No. 5 UNH (3-2, 1-4, 3-2)	No. 1 UML def. No. 4 PC (2-1) No. 3 BU def. No. 2 BC (6-3)	No. 1 UML def. No. 3 BU (1-0)
2014	No. 6 ME def. No. 11 MC (2-0) No. 7 UVM def. No. 10 UMA (2-1) No. 8 ND def. No. 9 BU (3-2)	No. 8 ND def. No. 1 BC (7-2, 2-4, 4-2) No. 2 UML def. No. 7 UVM (3-2, 2-3 OT, 2-1) No. 3 PC def. No. 6 ME (3-1, 4-2) No. 4 UNH def. No. 5 NU (1-0, 4-5 OT, 5-4)	No. 2 UML def. No. 8 ND (4-0) No. 4 UNH def. No. 3 PC (3-1)	No. 2 UML def. No. 4 UNH (4-0)
2015	No. 5 ND def. No. 12 UMA (3-4 5OT, 5-3, 7-0) No. 11 MC def. No. 6 NU (3-2 OT, 2-1 2OT) No. 7 UVM def. No. 10 ME (4-2, 2-4, 3-2 OT) No. 8 UNH def. No. 9 UConn (5-2, 2-0)	No. 1 BU def. No. 11 MC (6-2, 5-0) No. 8 UNH def. No. 2 PC (2-1 OT, 1-2, 2-1 OT) No. 7 UVM def. No. 3 BC (2-4, 3-1, 1-0) No. 4 UML def. No. 5 ND (5-0, 2-4, 6-4)	No. 4 UML def. No. 7 UVM (4-1) No. 1 BU def. No. 8 UNH (4-1)	No. 1 BU def. No. 4 UML (5-3)
2016	No. 5 BU def. No. 12 UMass (2-1 OT, 5-4) No. 6 NU def. No. 11 ME (3-2 OT, 4-3 OT) No. 7 MC def. No. 10 UNH (1-3, 3-2 OT, 2-1) No. 9 UVM def. No. 8 UConn (2-1, 4-3)	No. 1 BC vs. No. 9 UVM (3-0, 2-3, 4-3 OT) No. 2 PC def. No. 7 MC (3-1, 2-0) No. 6 NU def. 3 ND (3-1, 6-4) No. 4 UML def. No. 5 BU (3-2, 5-0)	No. 6 NU def. No. 1 BC (5-4) No. 4 UML def. No. 2 PC (2-1 3OT)	No. 6 NU def. No. 4 UML (3-1)
2017	No. 5 PC def. No. 12 UMA (3-0, 5-1) No. 6 UVM def. No. 11 ME (5-0, 5-1) No. 10 UNH def. No. 7 MC (0-4, 4-0, 5-2) No. 8 NU def. No. 9 UConn (3-1, 6-2)	No. 1 UML def. No. 10 UNH (1-3, 3-1, 8-2) No. 2 BU def. No. 8 NU (3-2 OT, 3-2) No. 3 BC def. No. 6 UVM (7-0, 7-4) No. 4 ND def. No. 5 PC (5-0, 5-2)	No. 1 UML def. No. 4 ND (5-1) No. 3 BC def. No. 2 BU (3-2)	No. 1 UML def. No. 3 BC (4-3)
2018	No. 6 ME def. No. 11 UNH (4-1, 3-2) No. 10 MC def. No. 7 UML (2-1 OT, 3-2 OT) No. 8 UMA def. No. 9 UVM (3-2 OT, 3-4 OT, 5-1)	No. 1 BC def. No. 10 MC (1-0, 4-3 OT) No. 2 NU def. No. 8 UMass (3-2, 7-2) No. 3 PC def. No. 6 ME (4-3, 3-2) No. 4 BU def. No. 5 UConn (5-4 OT, 2-1)	No. 4 BU def. No. 1 BC (4-3 OT) No. 3 PC def. No. 2 NU (3-2 OT)	No. 4 BU def. No. 3 PC (2-0)

ALL-TIME TOURNAMENT RESULTS

Season	Opening Round	Quarterfinals	Semifinals	Final
2019	--	No. 1 UMA def. No. 8 UNH (5-4 OT, 6-0) No. 7 BC def. No. 2 PC (4-5 OT, 4-3 OT, 2-1) No. 3 NU def. No. 6 ME (2-1 OT, 2-1) No. 5 BU def. No. 4 UML (3-0, 4-6, 4-1)	No. 7 BC def. No. 1 UMA (3-0) No. 3 NU vs. No. 5 BU (2-1 OT)	No. 3 NU def. No. 7 BC (3-2)
2020	<i>No Tournament Held (COVID-19 Pandemic)</i>			
2021	No. 7 UML def. No. 10 UVM (5-3) No. 9 UNH def. No. 8 ME (7-2)	No. 1 BC def. No. 9 UNH (3-2) No. 7 UML def. No. 2 BU (2-1) No. 3 UMA def. No. 6 NU (4-1) No. 5 PC vs. No. 4 UC (6-1)	No. 7 UML def. No. 1 BC (6-5 2OT) No. 3 UMA def. No. 5 PC (5-2)	No. 3 UMA def. No. 7 UML (1-0)
2022	No. 6 MC def. No. 11 ME (6-2) No. 7 PC def. No. 10 UVM (2-1) No. 8 BC def. NO. 9 UNH (4-3 OT)	No. 1 NU vs. No. 8 BC (3-2) No. 2 UMass def. No. 7 PC (4-2) No. 3 UML def. No. 6 MC (7-2) No. 4 UConn def. No. 5 BU (3-1)	No. 4 UConn def. No. 1 NU (4-1) No. 2 UMA def. No. 3 UML (3-1)	No. 2 UMA def. No. 4 (2-1 OT)

HOCKEY EAST TOURNAMENT SKATER SUPERLATIVES

HAT TRICKS

Opening Round:

Tyler Ward, UNH (3/9/22; at BC)

Quarterfinals:

Jon Morris, Lowell ! (3/9/85; 8-4 loss at UNH)
Ralph Robinson, UNH (3/9/85; 8-4 win vs. UML)
Andy May, NU (3/4/89; 5-4 OT win vs. UNH)
Andy Heinze, MC (3/4/90; 6-3 win at BC)
Marty McInnis, BC (3/5/90; 8-5 win vs. MC) (5 goals)
Joe Sacco, BU (3/3/90; 5-2 win vs. NU) (5 goals)
Martin Robitaille, Maine (3/3/90; 16-0 win vs. UML) (4 goals)
David Emma, BC (2/27/91; 6-5 loss vs. NU)
Christian Sbrocca, UML (3/12/93; 7-4 win vs. PC)
Mike Pomichter, BU (3/12/93; 6-2 win vs. BC)
Peter Ferraro, Maine ! (3/14/93; 9-5 win vs. NU)
Bob Lachance, BU (3/11/94; 8-5 win vs. Maine)
Norm Bazin, UML (3/11/94; 3-0 win vs. MC)
Ryan Haggerty, BC (3/12/94; 6-5 2OT loss at UNH)
Jacques Joubert, BU (3/12/95; 4-3 win vs. MC)
Brad Purdie, Maine (3/8/96; 8-4 win vs. UNH)
Matt Wright, BU (3/8/97; 7-1 win vs. NU)
Albie O'Connell, BU (3/14/98; 6-5 win vs. MC)
Chris Drury, BU (3/15/98; 5-4 loss vs. MC)
Jason Krog, UNH (3/13/99; 5-4 win vs. MC) (4 goals)
Niko Dimitrakos, Maine (3/9/01; 6-3 win vs. NU)
Jim Abbott, UNH (3/7/02; 8-4 win vs. UML)
Ken Magowan, BU (3/7/03; 5-4 win at PC)
David Van der Gulik, BU (3/10/06; 4-1 win vs. UMass)
Chris Collins, BC (3/10/06; 6-2 win vs. UVM)
Matt Fornataro, UNH (3/15/08; 7-2 win vs. UMass)
Jerry Pollastrone, UNH (3/15/08; 7-2 win vs. UMass)
Carter Madsen, MC (3/12/11; 6-2 win vs. Maine)
Jimmy Hayes, BC (3/12/11; 4-2 win vs. UMass)
Matt Willows, UNH (3/16/13; 4-1 win at PC)
Kevin Goumas, UNH (3/16/14; 5-4 win vs. NU)

Semifinals:

Bob Corkum, Maine (3/15/87; 5-4 win vs. UML)
Mario Thyer, Maine ! (3/9/88; 11-2 win vs. PC)
Brady Kramer, PC (3/17/95; 7-3 win vs. Maine)
Jay Pandolfo, BU (3/15/96; 5-4 loss vs. PC)
Chuck Kobasew, BC ! (3/16/01; 5-1 win vs. UML)
Justin Maiser, BU (3/14/03; 6-5 OT win vs. BC)
David Van der Gulik, BU (3/17/06; 9-2 win vs. UNH)

Championship Game:

Peter Marshall, BU (3/15/86; 9-4 win vs. BC)
Matt Lombardi, BC (3/20/10; 7-6 OT win vs. Maine)

Consolation Game:

Rene Boudreault, PC (3/15/86; 8-5 win vs. UML)
Dave Pensa, UML (3/20/93; 5-4 win vs. UNH)
Eric Boguniecki, UNH ! (3/19/94; 4-4 tie vs. NU)

OVERTIME GOALS

Opening Round:

Shane Walsh, UMass (3/6/15 at ND)
Kyle Singleton, Merrimack (3/6/15 at NU)
Mathieu Tibbet, Merrimack (3/7/15 at NU)
Jonathan Turk, Vermont (3/8/15 vs. Maine)
Ludvig Larsson, Merrimack (3/4/16 vs. UNH)
Matt Benning, Northeastern (3/4/16 vs. Maine)
Bobo Carpenter, Boston Univ. (3/4/16 vs. UMass)
Kevin Roy, Northeastern (3/5/16 vs. Maine)
Philip Lagunov, UMass (3/1/18 vs. UVM)
Cory Thomas, UVM (3/2/18 at UMass)
Ludvig Larsson, MC (3/2/18 at UML)
Jace Hennig, MC (3/3/18 at UML)

Quarterfinals:

Keith Cyr, NU ! (3/4/89 vs. UNH)
Eric Boguniecki, UNH ! (3/12/94 vs. BC)
Tomas Persson, NU (3/12/94 vs. PC)
David Green, PC (3/9/95 vs. UNH)
Ben Guite, Maine (3/13/98 at UNH)
Mike Souza, UNH (3/10/00 vs. MC)
Brendan Walsh, Maine (3/10/00 vs. PC)
Marc Suderman, PC (3/11/01 vs. BU)
Steve Saviano, UNH (3/9/02 vs. MC)
Bryan Miller, BU * (3/7/03 at PC)
Colin McDonald, PC ! (3/12/04 at UNH)
Stephen Gionta, BC (3/11/05 vs. UMass)
Peter Harrold, BC * (3/9/06 vs. UVM)
Keith Johnson, Maine (3/10/06 vs. UML)
Daniel Winnik, UNH (3/10/06 vs. PC)
Brandon Yip, BU (3/10/07 vs. UVM)
Dennis McCauley, NU (3/15/08; 2-1 win vs. UVM)
Maury Edwards, UML * (3/13/09; 4-3 win vs. UVM)
Alex Tuckerman, NU (3/15/09; 3-2 win vs. UMass)
Joe Cucci, MC (3/13/10; 3-2 win at BU)
Jay Ancia, UVM (3/14/10; 1-0 win at UNH)
Tanner House, Maine (3/14/10; 3-2 win vs. UML)
Grayson Downing, UNH (3/9/12; 3-2 win at BU)
Zack Kamrass, UML (3/9/12; 3-2 win vs. PC)
Alex Chiasson, BU (3/11/12; 5-4 win vs. UNH)
Derek Arnold, UML (3/15/13; 2-1 win vs. Maine)
Mike Szmatula, NU ! (3/15/14; 5-4 win at UNH)
Mario Puskasich, UVM ! (3/15/14; 3-2 win at UML)
Grayson Downing, UNH (3/13/15; 2-1 win at PC)
Brett Pesce, UNH (3/15/15; 2-1 win at PC)
Ryan Fitzgerald, BC (3/12/16; 4-3 win vs. UVM)
Jordan Greenway, BU (3/10/17; 3-2 win vs. NU)
Bobo Carpenter, BU (3/9/18; 5-4 win vs. UConn)
Chris Grandio, BC (3/10/18; 4-3 win vs. MC)
Austin Goldstein, NU (3/15/19; 2-1 win vs. ME)
Brandon Duhaime, PC (3/15/19; 5-4 win vs. BC)
Mitchell Chaffee, UMA (3/15/19; 5-4 win vs. UNH)
Logan Hutsko, BC (4-3 win vs. PC)

Semifinals:

Steve Heinze, BC ! (3/10/89 vs. PC)
Luke Vitale, Maine (3/10/89 vs. NU)
Bill Guerin, BC ! (3/9/90 vs. UNH)
Steve Tepper, Maine (3/8/90 vs. NU)
Justin Maiser, BU (3/14/03 vs. BC)
Andrew Alberts, BC * (3/18/05 vs. Maine)
Bobby Butler, UNH ! (3/16/07 vs. UMass)
Benn Ferriero, BC (3/21/08 vs. UNH)
Chris Auger, UML (3/20/09 vs. NU)
A.J. White, UML (3/18/16 vs. PC - 3OT)
Patrick Curry, BU (3/16/18 vs. BC)
Brandon Duhaime, PC (3/16/18 vs. NU)
Zach Solow, NU (3/22/19 vs. BU)
Matt Brown, UML (3/17/21 at BC - 2OT)

Championship Game:

Steve Rooney, PC (3/16/85 vs. BC)
Shawn McEachern, BU (3/10/91 vs. Maine)
Blake Bellefeuille, BC (3/20/99 vs. UNH)
Tyson Teplitzky, UNH * (3/15/03 vs. BU)
Ben Murphy, Maine (3/20/04 vs. UMass)
Brandon Yip, BU ! (3/18/06 vs. BC)
Matt Lombardi, BC (3/20/10 vs. Maine)
Aaron Bohlinger, UMA (3/19/22 vs. UConn)

Consolation Game:

Mike Murray, UML (3/20/93 vs. UNH)
* – defenseman
! – rookie

HOCKEY EAST TOURNAMENT GOALTENDER SUPERLATIVES

SHUTOUTS

Opening Round:

Martin Ouellette, Maine (3/8/14; 2-0 vs. MC - 29 saves)
 Danny Tirone, UNH ! (3/7/15; 2-0 vs. UConn - 19 saves)
 Cal Petersen, ND ! (3/8/15 vs. UMass - 23 saves)
 Collin Delia, MC (3/3/17 vs. UNH - 25 saves)
 Stefanos Lekkas, UVM ! (3/3/17 vs. ME - 31 saves)
 Hayden Hawkey, PC (3/3/17 vs. UMA - 22 saves)
 Danny Tirone, UNH (3/4/17 vs. MC - 44 saves)

Quarterfinals:

Chris Terreri, PC (3/11/85; 3-0 vs. NU - 31 saves)
 Pat Szturm, UNH (3/2/90; 2-0 at PC - 33 saves)
 Scott King, Maine (3/3/90; 16-0 vs. UL - 21 saves)
 Brad Mullahy, PC (3/6/92; 7-0 vs. UML - 15 saves)
 Dwayne Roloson, UML (3/11/94; 3-0 vs. MC - 34 saves)
 Scott Clemmensen, BC (3/11/99; 5-0 vs. UML - 26 saves)
 Scott Clemmensen, BC (3/9/01; 1-0 vs. MC - 23 saves)
 Matti Kaltiainen, BC (3/12/04; 4-0 vs. BU - 14 saves)
 Mike Ayers, UNH (3/13/04; 1-0 vs. PC - 19 saves)
 Jeff Pietrasiak, UNH (3/11/05; 4-0 vs. NU - 29 saves)
 John Curry, BU (3/12/05; 2-0 vs. PC - 20 saves)
 John Curry, BU (3/13/05; 2-0 vs. PC - 22 saves)
 Kevin Regan, UNH (3/9/06; 4-0 vs. PC - 27 saves)
 Kevin Regan, UNH (3/8/07; 4-0 vs. PC - 42 saves)
 Cory Schneider, BC (3/8/07; 3-0 vs. NU - 25 saves)
 Kevin Regan, UNH (3/9/07; 6-0 vs. PC - 42 saves)
 John Curry, BU (3/9/07; 2-0 vs. UVM - 29 saves)
 Joe Fallon, UVM (3/14/08; 1-0 vs. NU - 20 saves)
 John Muse, BC (3/14/09; 1-0 vs. UNH - 31 saves)
 Rob Madore, UVM (3/13/10; 1-0 vs. UNH - 17 saves)
 Dave Wilson, Maine (3/13/10; 2-0 vs. UML - 23 saves)
 Rob Madore, UVM (3/14/10; 1-0 vs. UNH - 34 saves)
 Kieran Millan, BU (3/14/10; 3-0 vs. Merrimack - 34 saves)
 Alex Beaudry, PC (3/11/12; 1-0 at UML - 29 saves)
 Sean Maguire, BU (3/15/13; 3-0 vs. MC - 30 saves)
 Casey DeSmith, UNH (3/14/14; 1-0 vs. NU - 27 saves)
 Kevin Boyle, UML (3/13/15; 5-0 vs. ND - 21 saves)
 Brody Hoffman, UVM (3/15/15; 1-0 at BC - 36 saves)
 Thatcher Demko, BC (3/11/16; 3-0 vs. UVM - 36 saves)
 Kevin Boyle, UML (3/12/16; 5-0 vs. BU - 24 saves)
 Nick Ellis, PC (3/12/16; 2-0 vs. MC - 20 saves)
 Joseph Woll, BC ! (3/10/17 vs. UVM - 22 saves)
 Cal Petersen, ND (3/10/17 vs. PC - 43 saves)
 Joseph Woll, BC (3/8/18 vs. MC - 37 saves)
 Jake Oettinger, BU (3/15/19 vs. UML - 25 saves)
 Filip Lindberg, UMA (3/16/19 vs. UNH - 18 saves)

Semifinals:

Derek Herlofsky, BU (3/19/93; 2-0 vs. UNH - 26 saves)
 Sean Matile, UNH ! (3/14/97; 4-0 vs. BC - 30 saves)
 Jimmy Howard, Maine (3/19/04; 1-0 vs. BU - 21 saves)
 John Muse, BC (3/19/10; 3-0 vs. UVM - 30 saves)
 Connor Hellebuyck, UML (3/21/14; 4-0 vs. UND - 35 saves)

Championship Game:

Mike Ayers, UNH (3/15/03; 1-0 vs. BU - 24 saves)
 John Muse, BC ! (3/22/08; 4-0 vs. UVM - 29 saves)
 Kieran Millan, BU ! (3/21/09; 1-0 vs. UML - 32 saves)
 Connor Hellebuyck, UML ! (3/23/13; 1-0 vs. BU - 36 saves)
 Connor Hellebuyck, UML (3/22/14; 4-0 vs. UNH - 30 saves)
 Jake Oettinger, BU (3/17/18; 2-0 vs. PC - 30 saves)
 Filip Lindberg, UMass (3/20/21; 1-0 vs. UML - 16 saves)

! - rookie

40+ SAVES

Date	Goalie	Team	Opp.	Svs.	Result	Rd
3/6/15	Cal Petersen	ND	UMA	87	L, 3-4 (5OT)	O
3/6/15	Steve Mastalerz	UMA	at ND	75	W, 4-3 (5OT)	O
3/11/12	Kieran Millan	BU	UNH	68	W, 5-4 (2OT)	Q
3/16/85	Chris Terreri	PC	BC	65	W, 2-1 (2OT)	F
3/7/15	Rasmus Tirronen	MC	at NU	63	W, 2-1 (OT)	O
3/19/04	Jimmy Howard	ME	UMass	63	W, 2-1 (3OT)	F
3/21/08	Kevin Regan	UNH	BC	62	L, 4-5 (3OT)	S
3/9/02	Joe Exter	MC	at UNH	62	L, 4-5 (OT)	Q
3/10/06	Tyler Sims	PC	at UNH	59	L, 1-2 (2OT)	Q
3/19/04	Gabe Winer	UMA	ME	59	L, 1-2 (3OT)	F
3/18/16	Kevin Boyle	UML	PC	58	W, 2-1 (3OT)	S
3/7/97	Brian Regan	UMA	at UNH	55	L, 1-5	Q
3/11/05	Tyler Sims !	PC	at BU	51	W, 4-1	Q
3/14/15	Rasmus Tirronen	MC	BU	50	L, 0-4	Q
3/8/92	Jeff Levy	UNH	NU	50	W, 4-2	Q
3/14/10	Brian Foster	UNH	UVM	50	L, 0-1	Q
3/11/12	Casey DeSmith	UNH	at BU	50	L, 4-5 (2OT)	Q
3/16/19	Mike Robinson	UNH	at UMA	48	L, 4-5 (OT)	Q
3/11/01	Sean Fields !	BU	at PC	48	L, 3-4 (2OT)	Q
3/4/16	Danny Tirone	UNH	MC	47	L, 2-3 (OT)	O
3/7/15	Clay Witt	NU	MC	47	L, 1-2 (OT)	O
3/17/95	Bob Bell	PC	ME	47	W, 7-3	S
3/10/00	Tom Welby	MC	at UNH	47	L, 2-3 (OT)	Q
3/9/12	Kieran Millan	BU	UNH	47	L, 2-3 (2OT)	Q
3/12/22	Devon Levi	NU	BC	46	W, 3-2	Q
3/4/16	Nic Reynard	UMA	BU	46	L, 1-2 (OT)	O
3/14/03	Sean Fields	BU	BC	46	W, 6-5 (2OT)	S
3/12/22	Matt Murray	UMA	PC	45	W, 4-2	Q
3/2/18	Danny Tirone	UNH	at ME	45	L, 1-4	O
3/3/16	Danny Tirone	UNH	MC	45	W, 3-1	O
3/4/90	Yannick Gosselin !	MC	at BC	45	W, 6-3	Q
3/13/98	Marc Robitaille	NU	UML	45	W, 3-2	Q
3/9/22	Eric Dop	BC	UNH	44	W, 4-3 (OT)	O
3/4/17	Danny Tirone	UNH	at MC	44	W, 5-2	O
3/4/17	Danny Tirone	UNH	at MC	44	W, 4-0	O
3/9/02	Nolan Schaefer	PC	at BU	44	L, 2-4	Q
3/22/13	Sean Maguire	BU	BC	44	W, 6-3	S
3/18/21	Spencer Knight	BC	UML	43	L, 5-6 (2OT)	S
3/10/17	Cal Petersen	ND	PC	43	W, 5-0	Q
3/12/16	Packy Munson	UVM	at BC	43	W, 4-2	Q
3/11/89	Rich Burchill	NU	PC	43	L, 2-3	C
3/11/89	Matt Delguidice	ME	at BC	43	W, 5-4	F
3/15/98	Martin Fillion	UML	at NU	43	W, 5-1	Q
3/12/99	Markus Helanen	UMA	at ME	43	L, 2-5	Q
3/10/01	Joe Exter !	MC	at BC	43	L, 1-5	Q
3/22/19	Jake Oettinger	BU	vs. NU	42	L, 1-2 (OT)	S
3/17/17	Joseph Woll	BC	vs. BU	42	W, 3-2	S
3/18/16	Nick Ellis	PC	UML	42	L, 1-2 (3OT)	S
3/7/15	Rob Nichols	UConn	at UNH	42	L, 0-2	O
3/8/86	Greg Rota	UNH	at BU	42	L 3-4	Q
3/12/95	Martin Legault	MC	at BU	42	L 3-4	Q
3/7/97	Greg Taylor	BC	at MC	42	W 5-3	Q
3/17/01	Nolan Schaefer	PC	BC	42	L 3-5	F
3/8/02	Joe Exter	MC	at UNH	42	L 1-6	Q
3/15/13	Sam Marotta	MC	at BU	42	L 0-3	Q
3/15/13	Sam Marotta	NC	at BU	42	L, 0-3	Q
3/15/19	Cayden Primeau	NU	vs. ME	41	W, 2-1 (OT)	Q
3/16/18	Joseph Woll	BC	vs. BU	41	L, 3-4 (OT)	S
3/8/85	Dana DeMole	UML	at UNH	41	W 7-6	Q
3/7/92	Scott Lagrand	BC	at BU	41	W 5-2	Q
3/13/98	Boyd Ballard !	PC	at BC	41	L 3-6	Q
3/7/03	Nolan Schaefer	PC	BU	41	L+ 4-5	Q
3/9/12	Joe Cannata	MC	at ME	41	L 1-2	Q
3/17/12	Parker Milner	BC	vs. ME	41	W, 4-1	F
3/14/21	Jaxson Stauber	PC	at UC	40	W, 6-1	Q
3/3/18	Danny Tirone	UNH	at ME	40	L, 2-3	O
3/6/16	Danny Tirone	UNH	MC	40	L, 1-2	O
3/13/15	Rasmus Tirronen	MC	vs. BU	40	L, 2-6	Q
3/16/87	Al Loring	ME	BC	40	L, 2-4	F
3/10/89	Scott King	ME	NU	40	W, 3-2 (OT)	S
3/12/94	Greg Taylor !	BC	at UNH	40	L, 5-6 (2OT)	Q
3/18/95	Bob Bell	PC	BU	40	L, 2-3	F
3/6/97	Greg Taylor	BC	at MC	40	W, 7-6	Q
3/13/99	Tom Welby	MC	at UNH	40	L, 4-5	Q
3/11/99	Markus Helanen	UMA	at ME	40	L, 1-3	Q
3/15/03	Sean Fields	BU	UNH	40	L+, 0-1	F
3/13/99	Tom Welby	MC	at UNH	40	L, 4-5	Q

Note: Consolation games are not included in column grid, but are reflected in total records
There was no Tournament held in 2020 due to the COVID-19 Pandemic

Boston College

	OR	QF	Semi	Final	All-Time
vs. BU:	0-0	2-4-0	2-4	0-2	4-10-0
vs. UConn:	0-0	0-0-0	0-0	0-0	0-0-0
vs. Maine:	0-0	0-2-0	3-1	5-2	8-5-0
vs. UMass:	0-1	8-0-0	1-0	0-0	9-1-0
vs. UML:	0-0	2-1-1	3-1	0-1	5-3-2
vs. MC:	0-0	10-1-0	1-0	1-0	12-1-0
vs. UNH:	1-0	3-2-0	3-1	3-0	10-3-0
vs. NU:	0-0	4-2-0	2-1	0-1	6-4-0
vs. ND:	0-0	1-2-0	0-0	0-0	1-2-0
vs. PC:	0-0	6-3-0	2-0	1-1	9-4-0
vs. UVM:	0-0	9-3-0	1-0	1-0	11-3-0
Total:	1-0	45-20-1	18-8	11-7	75-36-2

Playoff appearances (last): 37 (2022)
Quarterfinal appearances: 32 (2022)
Semifinal appearances: 27 (2021)
Consolation appearances: 1 (1997)
Title game appearances: 18 (2019)
Championships: 11 (2012)

MATCH UPS

Number of seasons faced an opponent in a given round
(Year of last meeting in parentheses)
All series count as one meeting

	OR	QF	Semi	Final	All-Time
vs. BU	-	3 ('04)	6 ('18)	2 ('06)	11 ('18)
vs. UConn	-	-	-	-	-
vs. Maine	-	1 ('02)	4 ('06)	7 ('12)	12 ('12)
vs. UMA	1 ('95)	4 ('12)	1 ('19)	-	6 ('19)
vs. UML	-	2 ('99)	4 ('21)	1 ('17)	7 ('21)
vs. MC	-	5 ('18)	1 ('98)	1 ('11)	7 ('18)
vs. UNH	1 ('22)	3 ('21)	4 ('08)	3 ('07)	11 ('22)
vs. NU	-	4 ('22)	3 ('16)	1 ('19)	8 ('22)
vs. ND	-	1 ('14)	-	-	1 ('14)
vs. PC	-	4 ('19)	2 ('12)	2 ('01)	8 ('19)
vs. UVM	-	5 ('17)	1 ('10)	1 ('08)	7 ('17)

SEEDING PERFORMANCE

	Years (Last)	Record
No. 1 Seed	16 (2021)	32-13
No. 2 Seed	5 (2013)	16-2
No. 3 Seed	5 (2017)	14-5
No. 4 Seed	1 (2008)	4-0
No. 5 Seed	4 (1997)	3-5-2
No. 6 Seed	3 (2009)	2-5
No. 7 Seed	2 (2019)	3-4
No. 8 Seed	2 (2022)	1-2
No. 9 Seed	-	-
No. 10 Seed	-	-
No. 11 Seed	-	-

Boston University

	OR	QF	Semi	Final	All-Time
vs. BC:	0-0	4-2-0	4-2	2-0	10-4-0
vs. UConn:	0-0	2-1-0	0-0	0-0	2-1-0
vs. Maine:	0-0	6-1-0	0-6	1-1	7-8-0
vs. UMass:	2-0	6-0-0	0-0	0-0	8-0-0
vs. UML:	0-0	4-5-0	2-0	3-1	11-7-0
vs. MC:	0-0	9-3-0	0-0	0-0	9-3-0
vs. UNH:	0-0	3-1-1	3-1	1-1	7-3-1
vs. NU:	0-0	7-4-0	1-1	0-0	8-5-0
vs. ND:	0-1	0-0-0	0-0	0-0	0-1-0
vs. PC:	0-0	8-8-0	2-2	2-0	12-10-0
vs. UVM:	0-0	2-1-0	0-1	0-0	2-2-0
Total:	2-1	51-26-1	12-13	9-3	76-43-1

Playoff appearances (last): 36 (2022)
Quarterfinal appearances: 34 (2022)
Semifinal appearances: 25 (2019)
Consolation appearances: 2 (1996)
Title game appearances: 12 (2018)
Championships: 9 (2018)

MATCH UPS

Number of seasons faced an opponent in a given round
(Year of last meeting in parentheses)
All series count as one meeting

	OR	QF	Semi	Final	All-Time
vs. BC	-	3 ('04)	6 ('18)	2 ('06)	11 ('18)
vs. UConn	-	2 ('22)	-	-	2 ('22)
vs. Maine	-	3 ('09)	6 ('12)	2 ('93)	11 ('12)
vs. UMass	1 ('16)	3 ('06)	-	-	4 ('16)
vs. UML	-	3 ('21)	2 ('97)	4 ('15)	11 ('21)
vs. MC	-	6 ('15)	-	-	6 ('15)
vs. UNH	-	2 ('12)	4 ('15)	2 ('03)	8 ('15)
vs. NU	-	5 ('17)	2 ('19)	-	7 ('19)
vs. ND	1 ('14)	-	-	-	1 ('14)
vs. PC	-	7 ('05)	4 ('96)	2 ('18)	13 ('18)
vs. UVM	-	1 ('07)	1 ('08)	-	2 ('08)

SEEDING PERFORMANCE

	Years (Last)	Record
No. 1 Seed	8 (2015)	26-5
No. 2 Seed	9 (2021)	20-9-1
No. 3 Seed	8 (2013)	15-13
No. 4 Seed	3 (2018)	4-2
No. 5 Seed	5 (2022)	6-8
No. 6 Seed	1 (2001)	1-2
No. 7 Seed	-	-
No. 8 Seed	1 (2004)	2-2
No. 9 Seed	1 (2014)	0-1
No. 10 Seed	-	-
No. 11 Seed	-	-

UConn

	OR	QF	Semi	Final	All-Time
vs. BC:	0-0	0-0	0-0	0-0	0-0
vs. BU:	0-0	1-2	0-0	0-0	1-2
vs. Maine:	0-0	0-0	0-0	0-0	0-0
vs. UMass:	0-0	0-0	0-0	0-1	0-1
vs. UML:	0-0	0-0	0-0	0-0	0-0
vs. MC:	0-0	0-0	0-0	0-0	0-0
vs. UNH:	0-2	0-0	0-0	0-0	0-4
vs. NU:	0-2	0-0	1-0	0-0	1-2
vs. ND:	0-0	0-0	0-0	0-0	0-0
vs. PC:	0-0	0-1	0-0	0-0	0-1
vs. UVM:	0-2	0-0	0-0	0-0	0-0
Total:	0-6	1-3	1-0	0-1	2-10

Playoff appearances (last): 5 (2022)
 Quarterfinal appearances: 2 (2022)
 Semifinal appearances: 1 (2022)
 Title game appearances: 1 (2022)
 Championships: -

MATCH UPS

Number of seasons faced an opponent in a given round
 (Year of last meeting in parentheses)
 All series count as one meeting

	OR	QF	Semi	Final	All-Time
vs. BC	-	-	-	-	-
vs. BU	-	2 ('22)	-	-	2 ('22)
vs. Maine	-	-	-	-	-
vs. UMass	-	-	-	1 ('22)	1 ('22)
vs. UML	-	-	-	-	-
vs. MC	-	-	-	-	-
vs. UNH	1 ('15)	-	-	-	1 ('15)
vs. NU	1 ('17)	-	1 ('22)	-	2 ('22)
vs. ND	-	-	-	-	-
vs. PC	-	1 ('21)	-	-	1 ('21)
vs. UVM	1 ('16)	-	-	-	1 ('16)

SEEDING PERFORMANCE

	Years (Last)	Record
No. 1 Seed	-	-
No. 2 Seed	-	-
No. 3 Seed	-	-
No. 4 Seed	2 (2022)	2-2
No. 5 Seed	1 (2018)	0-2
No. 6 Seed	-	-
No. 7 Seed	-	-
No. 8 Seed	1 (2016)	0-2
No. 9 Seed	2 (2017)	0-4
No. 10 Seed	-	-
No. 11 Seed	-	-
No. 12 Seed	-	-

Maine

	OR	QF	Semi	Final	All-Time
vs. BC:	0-0	2-0	1-3	2-5	5-8-0
vs. BU:	0-0	1-6	6-0	1-1	8-7-0
vs. UConn:	0-0	0-0	0-0	0-0	0-0-0
vs. UMass:	0-0	3-4	0-0	1-0	4-4-0
vs. UML:	0-0	9-3	4-0	0-0	14-3-0
vs. MC:	1-1	5-3	0-0	0-0	6-4-0
vs. UNH:	2-1	4-0	0-0	1-1	7-2-0
vs. NU:	0-2	4-0	2-0	0-1	6-3-0
vs. ND:	0-0	0-0	0-0	0-0	0-0-0
vs. PC:	0-0	3-6	2-2	0-1	5-9-0
vs. UVM:	1-4	0-0	0-0	0-0	1-4-0
Total:	4-8	31-22	15-5	5-9	56-44-0

Playoff appearances (last): 34 (2022)
 Quarterfinal appearances: 27 (2018)
 Semifinal appearances: 19 (2012)
 Consolation appearances: 1 (1995)
 Title game appearances: 14 (2012)
 Championships: 5 (2004)

MATCH UPS

Number of seasons faced an opponent in a given round
 (Year of last meeting in parentheses)
 All series count as one meeting

	OR	QF	Semi	Final	All-Time
vs. BC	-	1 ('02)	4 ('06)	7 ('12)	12 ('12)
vs. BU	-	3 ('09)	6 ('12)	2 ('93)	11 ('12)
vs. UConn	-	-	-	-	-
vs. UMass	-	4 ('07)	-	1 ('04)	5 ('07)
vs. UML	-	6 ('13)	4 ('98)	-	11 ('13)
vs. MC	2 ('22)	4 ('12)	-	-	6 ('22)
vs. UNH	2 ('21)	2 ('98)	-	2 ('02)	6 ('21)
vs. NU	1 ('16)	2 ('01)	2 ('91)	1 ('88)	6 ('16)
vs. ND	-	-	-	-	-
vs. PC	-	5 ('18)	3 ('01)	1 ('96)	9 ('18)
vs. UVM	2 ('17)	-	-	-	2 ('17)

SEEDING PERFORMANCE

	Years (Last)	Record
No. 1 Seed	4 (1995)	11-2
No. 2 Seed	7 (2006)	17-5
No. 3 Seed	4 (2003)	8-5
No. 4 Seed	4 (2012)	12-5
No. 5 Seed	3 (2011)	0-6
No. 6 Seed	3 (2018)	6-5
No. 7 Seed	1 (1985)	0-2
No. 8 Seed	4 (2021)	1-7
No. 9 Seed	-	-
No. 10 Seed	1 (2015)	1-2
No. 11 Seed	3 (2022)	0-5
No. 12 Seed	-	-

Massachusetts

	OR	QF	Semi	Final	All-Time
vs. BC:	1-0	0-8	0-1	0-0	1-9-0
vs. BU:	0-2	0-6	0-0	0-0	0-8-0
vs. UConn:	0-0	0-0	0-0	1-0	1-0-0
vs. Maine:	0-0	4-3	0-0	0-1	4-4-0
vs. UML:	0-0	2-0	1-0	1-0	4-0-0
vs. MC:	0-0	0-0	0-0	0-0	0-0-0
vs. UNH:	0-0	2-4	1-2	0-0	3-6-0
vs. NU:	0-0	2-4	0-0	0-0	2-4-0
vs. ND:	1-2	0-0	0-0	0-0	1-2-0
vs. PC:	0-2	1-0	1-0	0-0	2-2-0
vs. UVM:	2-2	0-0	0-0	0-0	2-2-0
Total:	4-8	11-25	3-3	2-1	20-37-0

Playoff appearances (last): 23 (2022)
 Quarterfinal appearances: 18 (2022)
 Semifinal appearances: 6 (2022)
 Consolation appearances: --
 Title game appearances: 3 (2022)
 Championships: 2 (2022)

MATCH UPS

Number of seasons faced an opponent in a given round
 (Year of last meeting in parentheses)
 All series count as one meeting

	OR	QF	Semi	Final	All-Time
vs. BC	1 ('95)	4 ('11)	-	-	5 ('11)
vs. BU	1 ('16)	3 ('06)	1 ('19)	-	5 ('19)
vs. UConn	-	-	-	1 ('22)	1 ('22)
vs. Maine	-	4 ('07)	-	1 ('04)	5 ('07)
vs. UML	-	1 ('04)	1 ('22)	1 ('21)	3 ('22)
vs. MC	-	-	-	-	-
vs. UNH	-	3 ('19)	3 ('07)	-	6 ('19)
vs. NU	-	3 ('21)	-	-	3 ('21)
vs. ND	1 ('15)	-	-	-	-
vs. PC	1 ('17)	1 ('22)	1 ('21)	-	3 ('22)
vs. UVM	2 ('18)	-	-	-	2 ('18)

SEEDING PERFORMANCE

	Years (Last)	Record
No. 1 Seed	1 (2019)	2-1
No. 2 Seed	1 (2022)	3-0
No. 3 Seed	3 (2021)	6-1
No. 4 Seed	1 (2007)	2-1
No. 5 Seed	-	-
No. 6 Seed	1 (2003)	2-1
No. 7 Seed	4 (2010)	1-8
No. 8 Seed	8 (2018)	2-17
No. 9 Seed	1 (1995)	1-1
No. 10 Seed	1 (2014)	0-1
No. 11 Seed	-	-
No. 12 Seed	3 (2017)	1-6

UMass Lowell

	OR	QF	Semi	Final	All-Time
vs. BC:	0-0	1-2-1	1-3	1-0	3-5-2
vs. BU:	0-0	5-4-0	0-2	1-3	6-9-0
vs. UConn:	0-0	0-0-0	0-0	0-0	0-0-0
vs. Maine:	0-0	3-9-0	0-4	0-0	3-13-0
vs. UMass:	0-0	0-2-0	0-1	0-1	0-4-0
vs. MC:	0-2	3-0-0	0-0	0-0	3-2-0
vs. UNH:	0-0	5-5-0	1-1	1-0	7-6-0
vs. NU:	0-0	8-3-0	2-1	0-1	10-5-0
vs. ND:	0-0	2-1-0	2-0	0-0	4-1-0
vs. PC:	0-0	4-3-1	2-0	0-0	6-3-1
vs. UVM:	1-0	4-1-0	1-0	0-0	6-1-0
Total:	1-2	36-30-2	9-12	3-5	50-52-3

Playoff appearances (last): 32 (2022)
 Quarterfinal appearances: 30 (2022)
 Semifinal appearances: 20 (2022)
 Consolation appearances: 6 (1997)
 Title game appearances: 8 (2021)
 Championships: 3 (2017)

MATCH UPS

Number of seasons faced an opponent in a given round
 (Year of last meeting in parentheses)
 All series count as one meeting

	OR	QF	Semi	Final	All-Time
vs. BC	-	2 ('99)	4 ('21)	1 ('17)	7 ('21)
vs. BU	-	4 ('21)	2 ('97)	4 ('15)	12 ('21)
vs. UConn	-	-	-	-	-
vs. Maine	-	6 ('13)	4 ('98)	-	11 ('13)
vs. UMass	-	1 ('04)	1 ('22)	1 ('21)	3 ('22)
vs. MC	1 ('18)	2 ('22)	-	-	3 ('22)
vs. UNH	-	4 ('17)	2 ('02)	1 ('14)	8 ('17)
vs. NU	-	5 ('02)	2 ('09)	1 ('16)	8 ('16)
vs. ND	-	1 ('15)	2 ('17)	-	3 ('17)
vs. PC	-	4 ('12)	2 ('14)	-	7 ('16)
vs. UVM	1 ('21)	2 ('14)	1 ('15)	-	4 ('21)

SEEDING PERFORMANCE

	Years (Last)	Record
No. 1 Seed	2 (2017)	8-0
No. 2 Seed	5 (2014)	10-7
No. 3 Seed	1 (2022)	1-1
No. 4 Seed	5 (2019)	13-9-2
No. 5 Seed	7 (2010)	10-14
No. 6 Seed	5 (2004)	4-8-1
No. 7 Seed	6 (2021)	4-10
No. 8 Seed	1 (2003)	0-2
No. 9 Seed	-	-
No. 10 Seed	-	-
No. 11 Seed	-	-
No. 12 Seed	-	-

Merrimack

	OR	QF	Semi	Final	All-Time
vs. BC:	0-0	1-10	0-1	0-1	1-12-0
vs. BU:	0-0	3-9	0-0	0-0	3-9-0
vs. UConn:	0-0	0-0	0-0	0-0	0-0-0
vs. Maine:	1-1	3-5	0-0	0-0	4-6-0
vs. UMass:	0-0	0-0	0-0	0-0	0-0-0
vs. UML:	2-0	0-3	0-0	0-0	2-3-0
vs. UNH:	3-3	0-8	1-0	0-0	4-11-0
vs. NU:	2-0	0-0	0-0	0-0	2-0-0
vs. ND:	0-0	0-0	0-0	0-0	0-0-0
vs. PC:	0-0	0-2	0-0	0-0	0-2-0
vs. UVM:	0-0	0-0	0-0	0-0	0-0-0
Total:	8-4	7-37	1-1	0-1	16-43-0

Playoff appearances (last): 24 (2022)
 Quarterfinal appearances: 22 (2022)
 Semifinal appearances: 2 (2011)
 Consolation appearances: -
 Title game appearances: 1 (2011)
 Championships: --

MATCH UPS

Number of seasons faced an opponent in a given round
 (Year of last meeting in parentheses)
 All series count as one meeting

	OR	QF	Semi	Final	All-Time
vs. BC	-	5 ('18)	1 ('98)	1 ('11)	7 ('18)
vs. BU	-	6 ('15)	-	-	6 ('15)
vs. UConn	-	-	-	-	-
vs. Maine	2 ('22)	4 ('12)	-	-	6 ('22)
vs. UMass	-	-	-	-	-
vs. UML	1 ('18)	2 ('22)	-	-	3 ('22)
vs. UNH	2 ('17)	4 ('02)	1 ('11)	-	7 ('17)
vs. NU	1 ('15)	-	-	-	-
vs. ND	-	-	-	-	-
vs. PC	-	-	-	-	-
vs. UVM	-	-	-	-	-

SEEDING PERFORMANCE

	Years (Last)	Record
No. 1 Seed	-	-
No. 2 Seed	-	-
No. 3 Seed	-	-
No. 4 Seed	2 (2011)	3-3
No. 5 Seed	1 (2012)	1-2
No. 6 Seed	5 (2022)	2-8
No. 7 Seed	7 (2017)	3-14
No. 8 Seed	6 (2002)	3-11
No. 9 Seed	-	-
No. 10 Seed	1 (2018)	2-2
No. 11 Seed	2 (2015)	2-3
No. 12 Seed	-	-

New Hampshire

	OR	QF	Semi	Final	All-Time
vs. BC:	0-1	2-3-0	1-3	0-3	3-10-0
vs. BU:	0-0	1-3-1	1-3	1-1	3-7-1
vs. UConn:	2-0	0-0-0	0-0	0-0	2-0-0
vs. Maine:	1-2	0-4-0	0-0	1-1	2-7-0
vs. UMass:	0-0	4-0-0	2-1	0-0	6-1-0
vs. UML:	0-0	5-5-0	1-1	0-1	6-7-0
vs. MC:	3-3	8-0-0	0-1	0-0	11-4-0
vs. NU:	0-0	5-2-0	0-0	0-0	5-2-0
vs. ND:	0-0	0-0-0	0-0	0-0	0-0-0
vs. PC:	0-0	11-7-0	3-0	0-0	14-7-0
vs. UVM:	0-0	3-2-0	0-0	0-0	3-2-0
Total:	6-6	39-26-1	8-9	2-6	55-48-2

Playoff appearances (last): 35 (2022)
 Quarterfinal appearances: 32 (2021)
 Semifinal appearances: 17 (2015)
 Consolation appearances: 2 (1994)
 Title game appearances: 8 (2008)
 Championships: 2 (2003)

MATCH UPS

Number of seasons faced an opponent in a given round
 (Year of last meeting in parentheses)
 All series count as one meeting

	OR	QF	Semi	Final	All-Time
vs. BC	1 ('22)	3 ('21)	4 ('08)	3 ('07)	11 ('22)
vs. BU	-	2 ('12)	4 ('15)	2 ('03)	8 ('15)
vs. UConn	1 ('15)	-	-	-	-
vs. Maine	2 ('21)	2 ('98)	-	2 ('02)	6 ('21)
vs. UMass	-	2 ('08)	3 ('07)	-	5 ('08)
vs. UML	-	4 ('17)	2 ('02)	1 ('14)	8 ('17)
vs. MC	2 ('17)	4 ('02)	1 ('11)	-	7 ('17)
vs. NU	-	4 ('14)	-	-	5 ('14)
vs. ND	-	-	-	-	-
vs. PC	-	8 ('15)	3 ('14)	-	11 ('15)
vs. UVM	-	2 ('11)	-	-	2 ('11)

SEEDING PERFORMANCE

	Years (Last)	Record
No. 1 Seed	6 (2010)	17-5
No. 2 Seed	4 (2011)	9-4
No. 3 Seed	6 (2009)	7-9-1
No. 4 Seed	6 (2014)	10-10
No. 5 Seed	2 (1991)	2-3
No. 6 Seed	3 (2012)	1-5
No. 7 Seed	1 (1986)	0-1-1
No. 8 Seed	1 (2015)	2-1
No. 9 Seed	2 (2022)	1-2
No. 10 Seed	2 (2017)	4-5
No. 11 Seed	1 (2018)	0-2
No. 12 Seed	-	-

Northeastern

	OR	QF	Semi	Final	All-Time
vs. BC:	0-0	2-4	1-2	1-0	3-6-0
vs. BU:	0-0	4-7	1-1	0-0	5-8-0
vs. UConn:	2-0	0-0	0-1	0-0	2-1-0
vs. Maine:	2-0	2-4	0-2	1-0	5-6-0
vs. UMass:	0-0	4-2	0-0	0-0	4-2-0
vs. UML:	0-0	3-8	1-2	1-0	4-10-0
vs. MC:	0-2	0-0	0-0	0-0	0-2-0
vs. UNH:	0-0	2-5	0-0	0-0	2-5-1
vs. ND:	0-0	2-0	0-0	0-0	2-0-0
vs. PC:	0-0	2-2	0-1	0-0	2-4-0
vs. UVM:	0-0	1-2	0-0	0-0	1-2-0
Total:	4-2	22-34	3-9	3-0	32-46-1

Playoff appearances (last): 29 (2022)
 Quarterfinal appearances: 27 (2022)
 Semifinal appearances: 11 (2022)
 Consolation appearances: 2 (1994)
 Title game appearances: 3 (2019)
 Championships: 3 (2019)

MATCH UPS

Number of seasons faced an opponent in a given round
 (Year of last meeting in parentheses)
 All series count as one meeting

	OR	QF	Semi	Final	All-Time
vs. BC	-	4 ('22)	3 ('16)	1 ('19)	8 ('22)
vs. BU	-	5 ('17)	2 ('19)	-	7 ('19)
vs. UConn 1 ('17)	-	-	1 ('22)	-	2 ('22)
vs. Maine 1 ('16)	3 ('19)	2 ('91)	1 ('88)	7 ('19)	
vs. UMass	-	3 ('21)	-	-	3 ('21)
vs. UML	-	5 ('02)	2 ('09)	1 ('16)	8 ('16)
vs. MC 1 ('15)	-	-	-	-	1 ('15)
vs. UNH	-	4 ('14)	-	-	5 ('14)
vs. ND	-	-	-	-	-
vs. PC	-	2 ('94)	1 ('18)	-	3 ('18)
vs. UVM	-	1 ('08)	-	-	1 ('08)

SEEDING PERFORMANCE

	Years (Last)	Record
No. 1 Seed	1 (2022)	1-1
No. 2 Seed	3 (2018)	6-4
No. 3 Seed	3 (2019)	6-3
No. 4 Seed	3 (1998)	3-4-1
No. 5 Seed	3 (2014)	3-5
No. 6 Seed	9 (2021)	10-15
No. 7 Seed	4 (2007)	0-7
No. 8 Seed	4 (2017)	3-7
No. 9 Seed	-	-
No. 10 Seed	-	-
No. 11 Seed	-	-
No. 12 Seed	-	-

Providence

	OR	QF	Semi	Final	All-Time
vs. BC:	0-0	3-6-0	0-2	1-1	4-9-0
vs. BU:	0-0	8-8-0	2-2	0-2	10-12-0
vs. UConn:	0-0	1-0-0	0-0	0-0	1-0-0
vs. Maine:	0-0	6-3-0	2-2	1-0	9-5-0
vs. UMass:	2-0	0-1-0	0-1	0-0	2-2-0
vs. UML:	0-0	3-4-1	0-2	0-0	3-7-1
vs. MC:	0-0	2-0-0	0-0	0-0	2-0-0
vs. UNH:	0-0	7-11-0	0-3	0-0	7-14-0
vs. NU:	0-0	2-2-0	1-0	0-0	4-2-0
vs. ND:	0-0	0-2-0	0-0	0-0	0-2-0
vs. UVM:	1-0	0-0-0	0-0	0-0	1-0-0
Total:	3-0	32-37-1	5-12	2-3	43-53-1

Playoff appearances (last): 34 (2022)
 Quarterfinal appearances: 33 (2022)
 Semifinal appearances: 16 (2021)
 Consolation appearances: 1 (1986)
 Title game appearances: 5 (2018)
 Championships: 2 (1996)

MATCH UPS

Number of seasons faced an opponent in a given round
 (Year of last meeting in parentheses)
 All series count as one meeting

	OR	QF	Semi	Final	All-Time
vs. BC	-	4 ('19)	2 ('12)	2 ('01)	8 ('19)
vs. BU	-	7 ('05)	4 ('96)	2 ('18)	13 ('18)
vs. UConn	-	1 ('21)	-	-	1 ('21)
vs. Maine	-	5 ('18)	3 ('01)	1 ('96)	9 ('18)
vs. UMass 1 ('17)	1 ('22)	1 ('21)	-	-	3 ('22)
vs. UML	-	4 ('12)	2 ('16)	-	7 ('16)
vs. MC	-	1 ('16)	-	-	1 ('16)
vs. UNH	-	8 ('15)	3 ('14)	-	11 ('15)
vs. NU	-	2 ('94)	1 ('18)	-	3 ('18)
vs. ND	-	1 ('17)	-	-	1 ('17)
vs. UVM 1 ('22)	-	-	-	-	1 ('22)

SEEDING PERFORMANCE

	Years (Last)	Record
No. 1 Seed	-	-
No. 2 Seed	3 (2019)	4-5
No. 3 Seed	6 (2018)	13-7
No. 4 Seed	8 (2013)	14-12
No. 5 Seed	9 (2021)	4-14-1
No. 6 Seed	3 (1995)	4-4
No. 7 Seed	5 (2022)	4-9
No. 8 Seed	1 (2007)	0-2
No. 9 Seed	-	-
No. 10 Seed	-	-
No. 11 Seed	-	-
No. 12 Seed	-	-

Vermont

	OR	QF	Semi	Final	All-Time
vs. BC:	0-0	3-9	0-1	0-1	3-11-0
vs. BU:	0-0	1-2	1-0	0-0	2-2-0
vs. UConn:	2-0	0-0	0-0	0-0	2-0-0
vs. Maine:	4-1	0-0	0-0	0-0	4-1-0
vs. UMass:	2-2	0-0	0-0	0-0	2-2-0
vs. UML:	0-1	1-4	0-1	0-0	1-6-0
vs. MC:	0-0	0-0	0-0	0-0	0-0-0
vs. UNH:	0-0	2-3	0-0	0-0	2-3-0
vs. NU:	0-0	2-1	0-0	0-0	2-1-0
vs. UND:	0-0	0-0	0-0	0-0	0-0-0
vs. PC:	0-1	0-0	0-0	0-0	0-1-0
Total:	8-5	9-19	1-2	0-1	18-27-0

Playoff appearances (last): 14 (2022)

Quarterfinal appearances: 11 (2017)

Semifinal appearances: 3 (2015)

Title game appearances: 1 (2008)

Championships: --

MATCH UPS

Number of seasons faced an opponent in a given round

(Year of last meeting in parentheses)

All series count as one meeting

	OR	QF	Semi	Final	All-Time
vs. BC	-	4 ('17)	1 ('10)	1 ('08)	7 ('17)
vs. BU	-	1 ('07)	1 ('08)	-	2 ('08)
vs. UConn	-	-	-	-	-
vs. Maine	2 ('17)	-	-	-	2 ('17)
vs. UMass	2 ('18)	-	-	-	2 ('18)
vs. UML	1 ('21)	2 ('14)	1 ('15)	-	4 ('21)
vs. MC	-	-	-	-	-
vs. UNH	-	2 ('11)	-	-	2 ('11)
vs. NU	-	1 ('08)	-	-	1 ('08)
vs. ND	-	-	-	-	-
vs. PC	1 ('22)	-	-	-	1 ('22)

SEEDING PERFORMANCE

	Years (Last)	Record
No. 1 Seed	-	-
No. 2 Seed	-	-
No. 3 Seed	1 (2008)	3-2
No. 4 Seed	1 (2009)	0-2
No. 5 Seed	-	-
No. 6 Seed	3 (2017)	3-6
No. 7 Seed	4 (2015)	6-9
No. 8 Seed	1 (2010)	2-2
No. 9 Seed	2 (2018)	4-4
No. 10 Seed	2 (2022)	0-2
No. 11 Seed	-	-
No. 12 Seed	-	-

HOCKEY EAST TOURNAMENT TEAM ADVANCEMENT

Championships:

- 11 Boston College ('87, '90, '98, '99, '01, '05, '07, '08, '10, '11, '12)
- 9 Boston University ('86, '91, '94, '95, '97, '06, '09, '15, '18)
- 5 Maine ('89, '92, '93, '00, '04)
- 3 Northeastern (1988, 2016, 2019)
- 3 UMass Lowell (2013, 2014, 2017)
- 2 New Hampshire (2002, 2003)
- 2 Providence (1985, 1996)
- 2 Massachusetts (2021, 2022)

Back-to-Back Championships:

- Boston College - Three in a row (2010, 2011, 2012)
- Massachusetts - 2021 and 2022
- UMass Lowell - 2013 and 2014
- Boston College - 2007 and 2008
- New Hampshire - 2002 and 2003
- Boston College - 1998 and 1999
- Boston University - 1994 and 1995
- Maine - 1992 and 1993

Championship Game Appearances:

- 18 Boston College ('85, '86, '87, '89, '90, '98, '99, '00, '01, '05, '06, '07, '08, '10, '11, '12, '17, '19)
- 14 Maine ('87, '88, '89, '90, '91, '92, '93, '96, '98, '00, '02, '04, '10, '12)
- 12 Boston University ('86, '91, '93, '94, '95, '97, '03, '06, '09, '13, '15, '18)
- 8 New Hampshire ('92, '97, '99, '02, '03, '05, '07, '14)
- 8 UMass Lowell ('94, '09, '13, '14, '15, '16, '17, '21)
- 5 Providence ('85, '95, '96, '01, '18)
- 3 Northeastern (1988, 2016, 2019)
- 3 Massachusetts (2004, 2021, 2022)
- 1 Merrimack (2011)
- 1 Vermont (2008)
- 1 UConn (2022)

Consecutive Championship Game Appearances:

- 7 Maine (1987-1993)
- 5 UMass Lowell (2013-17)
- 4 Boston College (1998-2001, 2005-2008)

Semifinal Appearances:

- 26 Boston College ('85, '86, '87, '89, '90, '92, '97, '98, '99, '00, '01, '03, '05, '06, '07, '08, '09, '10, '11, '12, '13, '16, '17, '18, '19, '21)
- 25 Boston University ('85, '86, '90, '91, '93, '94, '95, '96, '97, '00, '02, '03, '04, '05, '06, '07, '08, '09, '10, '12, '13, '15, '17, '18, '19)
- 20 UMass Lowell ('85, '86, '87, '88, '93, '94, '95, '96, '97, '98, '01, '02, '09, '13, '14, '15, '16, '17, '21, '22)
- 19 Maine ('87, '88, '89, '90, '91, '92, '93, '95, '96, '98, '99, '00, '01, '02, '04, '05, '06, '10, '12)
- 17 New Hampshire ('90, '92, '93, '94, '97, '99, '00, '02, '03, '04, '05, '06, '07, '08, '11, '14, '15)
- 16 Providence ('85, '86, '88, '89, '91, '92, '95, '96, '99, '01, '12, '13, '14, '16, '18, '21)
- 11 Northeastern ('87, '88, '89, '91, '94, '09, '11, '16, '18, '19, '22)
- 6 Massachusetts ('03, '04, '07, '19, '21, '22)
- 3 Vermont ('08, '10, '15)
- 2 Merrimack ('98, '11)
- 2 Notre Dame ('14, '17)
- 1 UConn ('22)

Consecutive Semifinal Appearances:

- 9 Boston College (2005-2013)
- 9 Boston University (2002-2010)
- 7 Maine (1987-93)
- 7 New Hampshire (2002-2008)
- 6 UMass Lowell (1993-1998)
- 5 Maine (1998-2002)
- 5 Boston College (1997-2001)
- 5 Boston University (1993-1997)
- 5 UMass Lowell (2013-2017)

There was no Hockey East Men's Tournament in 2020 due to the COVID-19 Pandemic.

HOW SEEDS HAVE FARED IN THE HOCKEY EAST TOURNAMENT

Semifinals:

1985: #1 BC def. #5 Lowell, #3 PC def. #2 BU
1986: #1 BC def. #6 Lowell, #2 BU def. #4 PC
1987: #1 BC def. #5 NU, #3 Maine def. #2 Lowell
1988: #1 Maine def. #6 PC (two games, total goals)
#2 NU def. #4 Lowell
1989: #1 BC def. #4 PC, #2 Maine def. #3 NU
1990: #1 BC def. #5 UNH, #2 Maine def. #3 BU
1991: #3 BU def. #4 PC, #2 Maine def. #8 NU
1992: #1 Maine def. #5 BC, #2 UNH def. #3 PC
1993: #1 Maine def. #4 UML, #2 BU def. #3 UNH
1994: #1 BU def. #4 NU, #2 UML def. #3 UNH
1995: #2 BU def. #5 UML, #6 PC def. #1 Maine
1996: #4 PC def. #1 BU, #3 Maine def. #2 UML
1997: #1 BU def. #6 UML, #2 UNH def. #5 BC
1998: #2 BC def. #8 Merrimack, #6 Maine def. #5 UML
1999: #1 UNH def. #4 PC, #3 BC def. #2 Maine
2000: #4 Maine def. #1 BU, #3 BC def. #2 UNH
2001: #1 BC def. #5 UML, #3 PC def. #2 Maine
2002: #1 UNH def. #4 UML, #3 Maine def. #2 BU
2003: #1 UNH def. #6 UMass, #5 BU def. #2 BC
2004: #2 Maine def. #8 BU, #3 UMass def. #4 UNH
2005: #1 BC def. #4 Maine, #3 UNH def. #2 BU
2006: #1 BU def. #4 UNH, #3 BC def. #2 Maine
2007: #1 UNH def. #4 UMass, #2 BC def. #3 BU
2008: #4 BC def. #1 UNH, #3 UVM def. #2 BU
2009: #1 BU def. #6 BC, #5 UML def. #2 NU
2010: #2 BC def. #8 UVM, #4 Maine def. #3 BU
2011: #1 BC def. #6 NU, #4 Merrimack def. #2 UNH
2012: #1 BC def. #7 PC, #4 Maine def. #3 BU
2013: #1 UML def. #4 PC, #3 BU def. #2 BC
2014: #2 UML def. #8 ND, #4 UNH def. #3 PC
2015: #4 UML def. #7 UVM, #1 BU def. #8 UNH
2016: #6 NU def. #1 BC, #4 UML def. #2 PC
2017: #1 UML def. #4 ND, #3 BC def. #2 BU
2018: #4 BU def. #1 BC, #3 PC def. #2 NU
2019: #7 BC def. #1 UMA, #3 NU def. #5 BU
2020: *No Tournament Held (COVID-19 Pandemic)*
2021: #7 UML def. #1 UML, #3 UMA def. #5 PC
2022: #4 UConn def. #1 NU, #2 UMA def. #3 UML

1 vs 4: 15 times (No. 1 seed leads 10-5 - last in 2022)
1 vs. 5: 5 times (No. 1 leads 5-0 - last in 2001)
1 vs. 6: 8 times (No. 1 leads 7-1 - last in 2012)
1 vs. 7: 3 times (No. 7 leads 2-1 - last in 2021)
1 vs. 8: 2 times (Tied 1-1 - last in 2019)
2 vs. 3: 20 times (No. 3 leads 13-7 - last in 2022)
2 vs. 4: 3 times (No. 2 leads 2-1 - last in 2011)
2 vs. 5: 4 times (Tied 2-2 - last in 2009)
2 vs. 8: 5 times (No. 2 leads 5-0 - last in 2014)
3 vs. 4: 5 times (No. 3 leads 3-2 - last in 2014)
3 vs. 5: 2 times (No. 3 leads 2-0 - last in 2021)
4 vs. 7: 1 time (No. 4 seed leads 1-0 - last in 2015)
5 vs. 6: 1 time (No. 6 leads 1-0 - last in 1998)

Appearances in semifinals

No. 1: 32 - last in 2022 - 23-9 record
(plus one victory for Maine in 1988)
No. 2: 33 - last in 2022 - 17-16 record)
(plus one loss for NU in 1988)
No. 3: 27 - last in 2022 - 17-10 record
No. 4: 25 - last in 2022 - 11-14 record
(plus one victory for Lowell in 1988)
No. 5: 12 - last in 2021 - 2-10 record
No. 6: 9 - last in 2016 - 3-6 record
(plus one loss for PC in 1988)
No. 7: 4 - last in 2021 - 2-2 record
No. 8: 6 - last in 2014 - 0-6 record

Championship Game:

1985: #3 PC def. #1 BC
1986: #2 BU def. #1 BC
1987: #1 BC def. #3 Maine
1988: #2 NU def. #1 Maine
1989: #2 Maine def. #1 BC
1990: #1 BC def. #2 Maine
1991: #3 BU def. #2 Maine
1992: #1 Maine def. #2 UNH
1993: #1 Maine def. #2 BU
1994: #1 BU def. #2 UML
1995: #2 BU def. #6 PC
1996: #4 PC def. #3 Maine
1997: #1 BU def. #2 UNH
1998: #2 BC def. #6 Maine
1999: #3 BC def. #1 UNH
2000: #4 Maine def. #3 BC
2001: #1 BC def. #3 PC
2002: #1 UNH def. #3 Maine
2003: #1 UNH def. #5 BU
2004: #2 Maine def. #3 UMass
2005: #1 BC def. #3 UNH
2006: #1 BU def. #3 BC
2007: #2 BC def. #1 UNH
2008: #4 BC def. #3 UVM
2009: #1 BU def. #5 UML
2010: #2 BC def. #4 Maine
2011: #1 BC def. #4 Merrimack
2012: #1 BC def. #4 Maine
2013: #1 UML def. #3 BU
2014: #2 UML def. #4 UNH
2015: #1 BU def. #4 UML
2016: #6 NU def. #4 UML
2017: #1 UML def. #3 BC
2018: #4 BU def. #3 PC
2019: #3 NU def. #7 BC
2020: *No Tournament Held (COVID-19 Pandemic)*
2021: #3 UMA def. #7 UML
2022: #2 UMA def. #4 UConn

1 vs 2: 9 times (No. 1 leads 5-4 - last in 2007)
1 vs. 3: 9 times (No. 1 leads 7-2 - last in 2017)
1 vs. 4: 3 times (No. 1 leads 3-0 - last in 2015)
1 vs. 5: 2 times (No. 1 leads 2-0 - last in 2009)
2 vs. 3: 2 times (Tied 1-1 - last in 2004)
2 vs. 4: 3 times (No. 2 leads 3-0 - last in 2022)
2 vs. 6: 2 times (No. 2 leads 2-0 - last in 1998)
3 vs. 4: 4 times (No. 4 leads 4-0 - last in 2018)
3 vs. 7: 2 times (No. 3 leads 2-0 - last in 2021)
4 vs. 6: 1 time (No. 6 leads 1-0 - last in 2016)

Championships:

No. 1 seed: 17 titles - last in 2017
No. 2 seed: 10 titles - last in 2022
No. 3 seed: 5 titles - last in 2021
No. 4 seed: 4 titles - last in 2018
No. 6 seed: 1 title - last in 2016

Appearances in Championship Game:

No. 1 seed: 23 - last in 2017 - 17-6 record
No. 2 seed: 16 - last in 2022 - 10-6 record
No. 3 seed: 17 - last in 2021 - 5-12 record
No. 4 seed: 11 - last in 2022 - 4-7 record
No. 5 seed: 2 - last in 2009 - 0-2 record
No. 6 seed: 3 - last in 2016 - 1-2 record
No. 7 seed: 2 - last in 2021 - 0-2 record

BOSTON COLLEGE (75-36-2)**Opening Round (1-1) 2 Appearances**

Year	Game	Result	Site
1995	#8 Boston College 4, #9 Massachusetts 5	L	BC
20202	#8 Boston College 4, #9 New Hampshire 3 (OT)	W	BC

Quarterfinals (45-20-1) 32 Appearances

Year	Game	Result	Site
1988	#5 Boston College 3, #4 Lowell 3 (Gm1)	T	UML
1988	#5 Boston College 2, #4 Lowell 5 (Gm2)	L	UML
1990	#1 Boston College 3, #8 Merrimack 1 (Gm1)	W	BC
1990	#1 Boston College 3, #8 Merrimack 6 (Gm2)	L	BC
1990	#1 Boston College 8, #8 Merrimack 5 (Gm3)	W	BC
1991	#1 Boston College 5, #8 Northeastern 6	L	BC
1992	#5 Boston College 5, #4 Boston University 2	W	BU
1993	#7 Boston College 2, #2 Boston University 6 (Gm1)	L	BU
1993	#7 Boston College 1, #2 Boston University 5 (Gm2)	L	BU
1994	#6 Boston College 1, #3 New Hampshire 4 (Gm1)	L	UNH
1994	#6 Boston College 5, #3 UNH 6 (2OT) (Gm2)	L	UNH
1996	#5 Boston College 2, #4 Providence 5 (Gm1)	L	PC
1996	#5 Boston College 2, #4 Providence 4 (Gm2)	L	PC
1997	#5 Boston College 7, #4 Merrimack 6 (Gm1)	W	BC
1997	#5 Boston College 5, #4 Merrimack 3 (Gm2)	W	BC
1998	#2 Boston College 4, #7 Providence 3 (Gm1)	W	BC
1998	#2 Boston College 6, #7 Providence 3 (Gm2)	W	BC
1999	#3 Boston College 5, #6 UMass Lowell 0 (Gm1)	W	BC
1999	#3 Boston College 5, #6 UMass Lowell 4 (Gm2)	W	BC
2000	#3 Boston College 8, #6 Northeastern 4 (Gm1)	W	BC
2000	#3 Boston College 3, #6 Northeastern 2 (Gm2)	W	BC
2001	#1 Boston College 1, #8 Merrimack 0 (Gm1)	W	BC
2001	#1 Boston College 5, #8 Merrimack 1 (Gm2)	W	BC
2002	#6 Boston College 3, #3 Maine 7 (Gm1)	L	ME
2002	#6 Boston College 2, #3 Maine 4 (Gm2)	L	ME
2003	#2 Boston College 4, #7 Merrimack 1 (Gm1)	W	BC
2003	#2 Boston College 2, #7 Merrimack 1 (Gm2)	W	BC
2004	#1 Boston College 2, #8 Boston University 3 (Gm1)	L	BC
2004	#1 Boston College 4, #8 Boston University 0 (Gm2)	W	BC
2004	#1 Boston College 2, #8 Boston University 4 (Gm3)	L	BC
2005	#1 Boston College 3, #8 Massachusetts 2 (OT) (Gm 1)	W	BC
2005	#1 Boston College 5, #8 Massachusetts 1 (Gm2)	W	BC
2006	#3 Boston College 3, #6 Vermont 2 (OT) (Gm1)	W	BC
2006	#3 Boston College 6, #6 Vermont 2 (Gm2)	W	BC
2007	#2 Boston College 3, #7 Northeastern 0 (Gm1)	W	BC
2007	#2 Boston College 7, #7 Northeastern 1 (Gm2)	W	BC
2008	#4 Boston College 5, #5 Providence 1 (Gm1)	W	BC
2008	#4 Boston College 5, #5 Providence 1 (Gm2)	W	BC
2009	#6 Boston College 5, #3 New Hampshire 3	W	UNH
2009	#6 Boston College 1, #3 New Hampshire 0	W	UNH
2010	#2 Boston College 6, #7 Massachusetts 5	W	BC
2010	#2 Boston College 5, #7 Massachusetts 2	W	BC
2011	#1 Boston College 4, #8 Massachusetts 1	W	BC
2011	#1 Boston College 4, #8 Massachusetts 2	W	BC
2012	#1 Boston College 2, #8 Massachusetts 1	W	BC
2012	#1 Boston College 3, #8 Massachusetts 2	W	BC
2013	#2 Boston College 4, #7 Vermont 2	W	BC
2013	#2 Boston College 4, #7 Vermont 1	W	BC
2014	#1 Boston College 2, #8 Notre Dame 7	L	BC
2014	#1 Boston College 4, #8 Notre Dame 2	W	BC
2014	#1 Boston College 2, #8 Notre Dame 4	L	BC
2015	#3 Boston College 4, #7 Vermont 2	W	BC
2015	#3 Boston College 1, #7 Vermont 3	L	BC
2015	#3 Boston College 0, #7 Vermont 1	L	BC
2016	#1 Boston College 3, #9 Vermont 0	W	BC
2016	#1 Boston College 2, #9 Vermont 4	L	BC
2016	#1 Boston College 4, #9 Vermont 3 (OT)	W	BC
2017	#3 Boston College 7, #6 Vermont 0	W	BC
2017	#3 Boston College 7, #6 Vermont 4	W	BC
2018	#1 Boston College 1, #10 Merrimack 0	W	BC
2018	#1 Boston College 4, #10 Merrimack 3 (OT)	W	BC
2019	#7 Boston College 4, #2 Providence 5 (OT)	L	PC
2019	#7 Boston College 4, #2 Providence 3 (OT)	W	PC
2019	#7 Boston College 2, #2 Providence 1	W	PC
2021	#1 Boston College 3, #9 New Hampshire 2	W	BC
2022	#8 Boston College 2, #1 Northeastern 3	L	NU

Boston College (cont.)**Semifinals (18-8) 26 Appearances**

Year	Game	Result	Site
1985	#1 Boston College 6, #5 UMass Lowell 5	W	PCC
1986	#1 Boston College 5, #6 UMass Lowell 2	W	PCC
1987	#1 Boston College 9, #5 Northeastern 3	W	BG
1989	#1 Boston College 6, #4 Providence 5 (2OT)	W	BC
1990	#1 Boston College 5, #5 New Hampshire 4 (OT)	W	BC
1992	#5 Boston College 3, #1 Maine 7	L	BG
1997	#5 Boston College 0, #2 New Hampshire 4	L	FC
1998	#2 Boston College 7, #8 Merrimack 2	W	FC
1999	#3 Boston College 3, #2 Maine 2	W	FC
2000	#3 Boston College 2, #2 New Hampshire 1	W	FC
2001	#1 Boston College 5, #5 UMass Lowell 1	W	FC
2003	#2 Boston College 5, #5 Boston University 6 (2OT)	L	FC
2005	#1 Boston College 2, #4 Maine 1 (2OT)	W	TD
2006	#3 Boston College 4, #2 Maine 1	W	TD
2007	#2 Boston College 6, #3 Boston University 2	W	TD
2008	#4 Boston College 5, #1 New Hampshire 4 (3OT)	W	TD
2009	#6 Boston College 2, #1 Boston University 3	L	TD
2010	#2 Boston College 3, #8 Vermont 0	W	TD
2011	#1 Boston College 5, #6 Northeastern 4	W	TD
2012	#1 Boston College 4, #7 Providence 2	W	TD
2013	#2 Boston College 3, #3 Boston University 6	L	TD
2016	#1 Boston College 4, #6 Northeastern 5	L	TD
2017	#3 Boston College 3, #2 Boston University 2	W	TD
2018	#1 Boston College 3, #4 Boston University 4 (OT)	L	TD
2019	#7 Boston College 3, #1 Massachusetts 0	W	TD
2021	#1 Boston College 5, #7 UMass Lowell 6 (2OT)	L	BC

Championship Game (11-7) 18 Appearances

Year	Game	Result	Site
1985	#1 Boston College 1, #3 Providence 2 (OT)	L	PCC
1986	#1 Boston College 4, #2 Boston University 9	L	PCC
1987	#1 Boston College 4, #3 Maine 2	W	BG
1989	#1 Boston College 4, #2 Maine 5	L	BC
1990	#1 Boston College 4, #2 Maine 3	W	BC
1998	#2 Boston College 3, #6 Maine 2	W	FC
1999	#3 Boston College 5, #1 New Hampshire 4 (OT)	W	FC
2000	#3 Boston College 1, #4 Maine 2	L	FC
2001	#1 Boston College 5, #3 Providence 3	W	FC
2005	#1 Boston College 3, #3 New Hampshire 1	W	TD
2006	#3 Boston College 1, #1 Boston University 2 (OT)	L	TD
2007	#2 Boston College 5, #1 New Hampshire 2	W	TD
2008	#4 Boston College 4, #3 Vermont 0	W	TD
2010	#2 Boston College 7, #4 Maine 6 (OT)	W	TD
2011	#1 Boston College 5, #4 Merrimack 3	W	TD
2012	#1 Boston College 4, #4 Maine 1	W	TD
2017	#3 Boston College 3, #1 UMass Lowell 4	L	TD
2019	#7 Boston College 2, #3 Northeastern 3	L	TD

Consolation Game (0-0-1)

Year	Game	Result	Site
1997	#5 Boston College 2, #6 UMass Lowell 2 (OT)	T	FC

BOSTON UNIVERSITY (76-43-1)**Opening Round (2-1) 2 Appearances**

Year	Game	Result	Site
2014	#9 Boston University 2, #8 Notre Dame 3	L	ND
2016	#5 Boston University 2, #12 Massachusetts 1 (OT)	W	BU
2016	#5 Boston University 5, #12 Massachusetts 4	W	BU

Quarterfinals (51-26-1) 34 Appearances

Year	Game	Result	Site
1985	#2 Boston University 7, #7 Maine 4 (Gm1)	W	BU
1985	#2 Boston University 4, #7 Maine 2 (Gm2)	W	BU
1986	#2 Boston University 1, #7 New Hampshire 1 (Gm1)	T	BU
1986	#2 Boston University 4, #7 New Hampshire 3 (Gm2)	W	BU
1987	#4 Boston University 2, #5 Northeastern 3	L	BU
1988	#3 Boston University 2, #6 Providence 3 (Gm1)	L	BU
1988	#3 Boston University 4, #6 Providence 6 (Gm2)	L	BU
1989	#5 Boston University 2, #4 Providence 3	L	PC
1990	#3 Boston University 3, #6 Northeastern 4 (Gm1)	L	BU
1990	#3 Boston University 5, #6 Northeastern 2 (Gm2)	W	BU
1990	#3 Boston University 5, #6 Northeastern 3 (Gm3)	W	BU
1991	#3 Boston University 7, #6 Merrimack 1	W	BU
1992	#4 Boston University 2, #5 Boston College 5	L	BU
1993	#2 Boston University 6, #7 Boston College 2 (Gm1)	W	BU
1993	#2 Boston University 5, #7 Boston College 1 (Gm2)	W	BU
1994	#1 Boston University 8, #8 Maine 5 (Gm1)	W	BU
1994	#1 Boston University 4, #8 Maine 3 (Gm2)	W	BU
1995	#2 Boston University 4, #7 Merrimack 3	W	BU
1996	#1 Boston University 5, #8 Massachusetts 2 (Gm1)	W	BU
1996	#1 Boston University 14, #8 Massachusetts 1 (Gm2)	W	BU
1997	#1 Boston University 6, #8 Northeastern 2 (Gm1)	W	BU
1997	#1 Boston University 7, #8 Northeastern 1 (Gm2)	W	BU
1998	#1 Boston University 1, #8 Merrimack 4 (Gm1)	L	BU
1998	#1 Boston University 6, #8 Merrimack 5 (Gm2)	W	BU
1998	#1 Boston University 4, #8 Merrimack 5 (Gm3)	L	BU
1999	#5 Boston University 2, #4 Providence 8 (Gm1)	L	PC
1999	#5 Boston University 8, #4 Providence 2 (Gm2)	W	PC
1999	#5 Boston University 1, #4 Providence 5 (Gm3)	L	PC
2000	#1 Boston University 4, #8 Massachusetts 2 (Gm1)	W	BU
2000	#1 Boston University 5, #8 Massachusetts 2 (Gm2)	W	BU
2001	#6 Boston University 3, #3 Providence 6 (Gm1)	L	PC
2001	#6 Boston University 2, #3 Providence 1 (Gm2)	W	PC
2001	#6 Boston University 3, #3 Providence 4 2OT (Gm3)	L	PC
2002	#2 Boston University 3, #7 Providence 2 (Gm1)	W	BU
2002	#2 Boston University 4, #7 Providence 2 (Gm2)	W	BU
2003	#5 Boston University 5, #4 Providence 4 OT	W	PC
2003	#5 Boston University 7, #4 Providence 1	W	PC
2004	#8 Boston University 3, #1 Boston College 2	W	BC
2004	#8 Boston University 0, #1 Boston College 4	L	BC
2004	#8 Boston University 4, #1 Boston College 2	W	BC
2005	#2 Boston University 1, #7 Providence 4	L	BU
2005	#2 Boston University 2, #7 Providence 0	W	BU
2005	#2 Boston University 2, #7 Providence 0	W	BU
2006	#1 Boston University 4, #8 Massachusetts 1	W	BU
2006	#1 Boston University 4, #8 Massachusetts 1	W	BU
2007	#3 Boston University 2, #6 Vermont 3	L	BU
2007	#3 Boston University 2, #6 Vermont 0	W	BU
2007	#3 Boston University 3, #6 Vermont 2 OT	W	BU
2008	#2 Boston University 5, #7 UMass Lowell 3	W	BU
2008	#2 Boston University 1, #7 UMass Lowell 4	L	BU
2008	#2 Boston University 4, #7 UMass Lowell 2	W	BU
2009	#1 Boston University 2, #8 Maine 1	W	BU
2009	#1 Boston University 3, #8 Maine 6	L	BU
2009	#1 Boston University 6, #8 Maine 2	W	BU
2010	#3 Boston University 3, #6 Merrimack 2	W	BU
2010	#3 Boston University 2, #6 Merrimack 3 OT	L	BU
2010	#3 Boston University 3, #6 Merrimack 0	W	BU
2011	#3 Boston University 2, #6 Northeastern 4	L	BU
2011	#3 Boston University 5, #6 Northeastern 2	W	BU
2011	#3 Boston University 4, #6 Northeastern 5	L	BU
2012	#3 Boston University 2, #6 New Hampshire 3 2OT	L	BU
2012	#3 Boston University 4, #6 New Hampshire 2	W	BU
2012	#3 Boston University 5, #6 New Hampshire 4 2OT	W	BU
2013	#3 Boston University 3, #6 Merrimack 0	W	BU
2013	#3 Boston University 5, #6 Merrimack 3	W	BU
2015	#1 Boston University 6, #11 Merrimack 2	W	BU
2015	#1 Boston University 4, #11 Merrimack 0	W	BU

Boston University (cont.)**Quarterfinals (cont.)**

Year	Game	Result	Site
2016	#5 Boston University 2, #4 UMass Lowell 3	L	UML
2016	#5 Boston University 0, #4 UMass Lowell 5	L	UML
2017	#2 Boston University 3, #8 Northeastern 2 (OT)	W	BU
2017	#2 Boston University 3, #8 Northeastern 2	W	BU
2018	#4 Boston University 5, #5 UConn 3 (OT)	W	BU
2018	#4 Boston University 2, #5 UConn 1	W	BU
2019	#5 Boston University 3, #4 UMass Lowell 0	W	UML
2019	#5 Boston University 4, #4 UMass Lowell 6	L	UML
2019	#5 Boston University 4, #4 UMass Lowell 1	W	UML
2021	#2 Boston University 2, #7 UMass Lowell 1	L	BU (WBA)
2022	#5 Boston University 1, #4 UConn 3	L	UC

Semifinals (12-13) 25 Appearances

Year	Game	Result	Site
1985	#2 Boston University 2, #3 Providence 5	L	PCC
1986	#2 Boston University 3, #4 Providence 2	W	PCC
1990	#3 Boston University 1, #2 Maine 3	L	ME
1991	#3 Boston University 7, #4 Providence 5	W	BG
1993	#2 Boston University 2, #3 New Hampshire 0	W	BG
1994	#1 Boston University 5, #4 Northeastern 2	W	BG
1995	#2 Boston University 4, #5 UMass Lowell 2	W	BG
1996	#1 Boston University 4, #4 Providence 5	L	FC
1997	#1 Boston University 3, #6 UMass Lowell 2	W	FC
2000	#1 Boston University 2, #4 Maine 4	L	FC
2002	#2 Boston University 3, #3 Maine 4	L	FC
2003	#5 Boston University 6, #2 Boston College 5 (2OT)	W	FC
2004	#8 Boston University 0, #2 Maine 1	L	FC
2005	#2 Boston University 2, #3 New Hampshire 5	L	TD
2006	#1 Boston University 9, #4 New Hampshire 2	W	TD
2007	#3 Boston University 2, #2 Boston College 6	L	TD
2008	#2 Boston University 1, #3 Vermont 3	L	TD
2009	#1 Boston University 3, #6 Boston College 2	W	TD
2010	#3 Boston University 2, #4 Maine 5	L	TD
2012	#3 Boston University 3, #4 Maine 5	L	TD
2013	#3 Boston University 6, #2 Boston College 3	W	TD
2015	#1 Boston University 4, #8 New Hampshire 1	W	TD
2017	#2 Boston University 2, #3 Boston College 3	L	TD
2018	#4 Boston University 4, #1 Boston College 3 (OT)	W	TD
2019	#5 Boston University 1, #3 Northeastern 2 (OT)	L	TD

Championship Game (9-3) 12 Appearances

Year	Game	Result	Site
1986	#2 Boston University 9, #1 Boston College 4	W	PCC
1991	#3 Boston University 4, #2 Maine 3 (OT)	W	BG
1993	#2 Boston University 2, #1 Maine 5	L	BG
1994	#1 Boston University 3, #2 UMass Lowell 2	W	BG
1995	#2 Boston University 3, #6 Providence 2	W	BG
1997	#1 Boston University 4, #2 New Hampshire 2	W	FC
2003	#5 Boston University 0, #1 New Hampshire 1 OT	L	FC
2006	#1 Boston University 2, #3 Boston College 1 (OT)	W	TD
2009	#1 Boston University 1, #5 UMass Lowell 0	W	TD
2013	#3 Boston University 0, #1 UMass Lowell 1	L	TD
2015	#1 Boston University 5, #4 UMass Lowell 3	W	TD
2018	#4 Boston University 2, #3 Providence 0	W	TD

Consolation Game (2-0)

Year	Game	Result	Site
1985	#2 Boston University 6, #5 Lowell 4	W	PCC
1996	#1 Boston University 7, #2 UMass Lowell 3	W	FC

UNIVERSITY OF CONNECTICUT (2-10)

Opening Round (0-6) 3 Appearances

<u>Year</u>	<u>Game</u>	<u>Result</u>	<u>Site</u>
2015	#9 UConn 2, #8 New Hampshire 5	L	UNH
2015	#9 UConn 0, #8 New Hampshire 2	L	UNH
2016	#8 UConn 1, #9 Vermont 2	L	UConn
2016	#8 UConn 3, #9 Vermont 4	L	UConn
2017	#9 UConn 1, #8 Northeastern 3	L	NU
2017	#9 UConn 2, #8 Northeastern 6	L	NU

Quarterfinals (1-3) 3 Appearances

<u>Year</u>	<u>Game</u>	<u>Result</u>	<u>Site</u>
2018	#5 UConn 4, #4 Boston University 5 (OT)	L	BU
2018	#5 UConn 1, #4 Boston University 2	L	BU
2021	#4 UConn 1, #5 Providence 6	L	UC (FIF)
2022	#4 UConn 3, #5 Boston University 1	W	UC

Semifinals (1-0) 1 Appearance

<u>Year</u>	<u>Game</u>	<u>Result</u>	<u>Site</u>
2022	#4 UConn 4, #1 Northeastern 1	W	TD

Championship Game (0-1) 1 Appearance

<u>Year</u>	<u>Game</u>	<u>Result</u>	<u>Site</u>
2022	#4 UConn 1, #2 Massachusetts 2 (OT)	L	TD

UNIVERSITY OF MAINE (56-44-0)

Opening Round (4-8) 7 Appearances

Year	Game	Result	Site
2014	#6 Maine 2, #11 Merrimack 0	W	ME
2015	#10 Maine 2, #7 Vermont 4	L	UVM
2015	#10 Maine 4, #7 Vermont 2	W	UVM
2015	#10 Maine 2, #7 Vermont 3 (OT)	L	UVM
2016	#11 Maine 2, #6 Northeastern 3 (OT)	L	NU
2016	#11 Maine 3, #6 Northeastern 4 (OT)	L	NU
2017	#11 Maine 0, #6 Vermont 5	L	UVM
2017	#11 Maine 1, #6 Vermont 5	L	UVM
2018	#6 Maine 4, #11 New Hampshire 1	W	ME
2018	#6 Maine 3, #11 New Hampshire 2	W	ME
2021	#8 Maine 2, #9 New Hampshire 7	L	ME
2022	#11 Maine 2, #6 Merrimack 6	L	MC

Quarterfinals (31-22) 26 Appearances

Year	Game	Result	Site
1985	#7 Maine 4, #2 Boston University 7 (Gm1)	L	BU
1985	#7 Maine 2, #2 Boston University 4 (Gm2)	L	BU
1986	#5 Maine 4, #4 Providence 5 (Gm1)	L	PC
1986	#5 Maine 2, #4 Providence 5 (Gm2)	L	PC
1987	#3 Maine 5, #6 Providence 2	W	ME
1990	#2 Maine 7, #7 Lowell 3 (Gm1)	W	ME
1990	#2 Maine 16, #7 Lowell 0 (Gm2)	W	ME
1991	#2 Maine 5, #7 Lowell 3	W	ME
1992	#1 Maine 7, #7 Merrimack 0	W	ME
1993	#1 Maine 6, #8 Northeastern 1	W	ME
1993	#1 Maine 9, #8 Northeastern 5	W	ME
1994	#8 Maine 5, #1 Boston University 8 (Gm1)	L	BU
1994	#8 Maine 3, #1 Boston University 4 (Gm2)	L	BU
1995	#1 Maine 7, #9 Massachusetts 4	W	ME
1996	#3 Maine 4, #6 New Hampshire 2	W	ME
1996	#3 Maine 8, #6 New Hampshire 4	W	ME
1998	#6 Maine 3, #3 New Hampshire 2 (2OT)	W	UNH
1998	#6 Maine 5, #3 New Hampshire 3	W	UNH
1999	#2 Maine 3, #7 Massachusetts 1	W	ME
1999	#2 Maine 5, #7 Massachusetts 2	W	ME
2000	#4 Maine 5, #5 Providence 3	W	ME
2000	#4 Maine 5, #5 Providence 4 (OT)	W	ME
2001	#2 Maine 2, #7 Northeastern 1	W	ME
2001	#2 Maine 6, #7 Northeastern 3	W	ME
2002	#3 Maine 7, #6 Boston College 3	W	ME
2002	#3 Maine 4, #6 Boston College 2	W	ME
2003	#3 Maine 3, #6 Massachusetts 5	L	ME
2003	#3 Maine 2, #6 Massachusetts 4	L	ME
2004	#2 Maine 2, #7 Merrimack 1	W	ME
2004	#2 Maine 3, #7 Merrimack 2	W	ME
2005	#4 Maine 7, #5 UMass Lowell 2	W	ME
2005	#4 Maine 5, #5 UMass Lowell 1	W	ME
2006	#2 Maine 4, #7 UMass Lowell 3 (OT)	W	ME
2006	#2 Maine 4, #7 UMass Lowell 3	W	ME
2007	#5 Maine 2, #4 Massachusetts 3	L	UM
2007	#5 Maine 2, #4 Massachusetts 5	L	UM
2009	#8 Maine 1, #1 Boston University 2	L	BU
2009	#8 Maine 6, #1 Boston University 3	W	BU
2009	#8 Maine 2, #1 Boston University 6	L	BU
2010	#4 Maine 1, #5 UMass Lowell 2	L	ME
2010	#4 Maine 2, #5 UMass Lowell 0	W	ME
2010	#4 Maine 3, #5 UMass Lowell 2 (OT)	W	ME
2011	#5 Maine 4, #4 Merrimack 5	L	MC
2011	#5 Maine 2, #4 Merrimack 6	L	MC
2012	#4 Maine 2, #5 Merrimack 1	W	ME
2012	#4 Maine 2, #5 Merrimack 5	L	ME
2012	#4 Maine 2, #5 Merrimack 1	W	ME
2013	#8 Maine 1, #1 UMass Lowell 4	L	UML
2013	#8 Maine 1, #1 UMass Lowell 2 (OT)	L	UML
2014	#6 Maine 1, #3 Providence 3	L	PC
2014	#6 Maine 2, #3 Providence 4	L	PC
2018	#6 Maine 3, #3 Providence 4	L	PC
2018	#6 Maine 2, #3 Providence 3	L	PC

Maine (cont.)

Semifinals (15-5) 20 Appearances

Year	Game	Result	Site
1987	#3 Maine 5, #2 Lowell 4	W	BG
1988	#1 Maine 6, #6 Providence 5 (Gm1)	W	ME
1988	#1 Maine 11, #6 Providence 2 (Gm2)	W	ME
1989	#2 Maine 3, #3 Northeastern 2 (OT)	W	BC
1990	#2 Maine 3, #3 Boston University 1	W	ME
1991	#2 Maine 4, #8 Northeastern 3 (OT)	W	BG
1992	#1 Maine 7, #5 Boston College 3	W	BG
1993	#1 Maine 7, #4 Lowell 5	W	BG
1995	#1 Maine 3, #6 Providence 7	L	BG
1996	#3 Maine 5, #2 UMass Lowell 2	W	FC
1998	#6 Maine 6, #5 UMass Lowell 2	W	FC
1999	#2 Maine 2, #3 Boston College 3	L	FC
2000	#4 Maine 4, #1 Boston University 2	W	FC
2001	#2 Maine 3, #3 Providence 4	L	FC
2002	#3 Maine 4, #2 Boston University 3	W	FC
2004	#2 Maine 1, #8 Boston University 0	W	FC
2005	#4 Maine 1, #1 Boston College 2 (2OT)	L	TD
2006	#2 Maine 1, #3 Boston College 4	L	TD
2010	#4 Maine 5, #3 Boston University 2	W	TD
2012	#4 Maine 5, #3 Boston University 3	W	TD

Championship Game (5-9) 14 Appearances

Year	Game	Result	Site
1987	#3 Maine 2, #1 Boston College 4	L	BG
1988	#1 Maine 3, #2 Northeastern 4	L	BG
1989	#2 Maine 5, #1 Boston College 4	W	BC
1990	#2 Maine 3, #1 Boston College 4	L	BC
1991	#2 Maine 3, #3 Boston University 4 (OT)	L	BG
1992	#1 Maine 4, #2 New Hampshire 1	W	BG
1993	#1 Maine 5, #2 Boston University 2	W	BG
1996	#3 Maine 2, #4 Providence 3	L	FC
1998	#6 Maine 2, #2 Boston College 3	L	FC
2000	#4 Maine 2, #3 Boston College 1	W	FC
2002	#3 Maine 1, #1 New Hampshire 3	L	FC
2004	#2 Maine 2, #3 Massachusetts 1 (3OT)	W	FC
2010	#4 Maine 6, #2 Boston College 7 (OT)	L	TD
2012	#4 Maine 1, #1 Boston College 4	L	TD

Consolation Game (1-0)

Year	Game	Result	Site
1995	#1 Maine 6, #5 UMass Lowell 0	W	BG

UNIVERSITY OF MASSACHUSETTS (20-37-0)

Opening Round (3-8) 6 Appearances

Year	Game	Result	Site
1995	#9 Massachusetts 5, #8 Boston College 4	W	BC
2014	#10 Massachusetts 1, #7 Vermont 2	L	UVM
2015	#12 Massachusetts 4, #5 Notre Dame 3 (5OT)	W	ND
2015	#12 Massachusetts 3, #5 Notre Dame 5	L	ND
2015	#12 Massachusetts 0, #5 Notre Dame 7	L	ND
2016	#12 Massachusetts 1, #5 Boston University 2 (OT)	L	BU
2016	#12 Massachusetts 4, #5 Boston University 5	L	BU
2017	#12 Massachusetts 0, #5 Providence 3	L	PC
2017	#12 Massachusetts 1, #5 Providence 5	L	PC
2018	#8 Massachusetts 3, #9 Vermont 2 (OT)	W	MA
2018	#8 Massachusetts 3, #9 Vermont 4 (OT)	L	MA
2016	#8 Massachusetts 5, #9 Vermont 1 (OT)	W	MA

Quarterfinals (11-25) 19 Appearances

Year	Game	Result	Site
1995	#9 Massachusetts 4, #1 Maine 7	L	ME
1996	#8 Massachusetts 2, #1 Boston University 5 (Gm1)	L	BU
1996	#8 Massachusetts 1, #1 Boston University 14 (Gm2)	L	BU
1997	#7 Massachusetts 1, #2 New Hampshire 5 (Gm1)	L	UNH
1997	#7 Massachusetts 2, #2 New Hampshire 8 (Gm2)	L	UNH
1999	#7 Massachusetts 1, #2 Maine 3 (Gm1)	L	ME
1999	#7 Massachusetts 2, #2 Maine 5 (Gm2)	L	ME
2000	#8 Massachusetts 2, #1 Boston University 4	L	BU
2000	#8 Massachusetts 2, #1 Boston University 5	L	BU
2003	#6 Massachusetts 5, #3 Maine 3	W	ME
2003	#6 Massachusetts 4, #3 Maine 2	W	ME
2004	#3 Massachusetts 6, #6 UMass Lowell 3	W	UM
2004	#3 Massachusetts 3, #6 UMass Lowell 1	W	UM
2005	#8 Massachusetts 2, #1 Boston College 3 (OT)	L	BC
2005	#8 Massachusetts 1, #1 Boston College 5	L	BC
2006	#8 Massachusetts 1, #1 Boston University 4	L	BU
2006	#8 Massachusetts 1, #1 Boston University 4	L	BU
2007	#4 Massachusetts 3, #5 Maine 2	W	UM
2007	#4 Massachusetts 5, #5 Maine 2	W	UM
2008	#8 Massachusetts 1, #1 New Hampshire 4	L	UNH
2008	#8 Massachusetts 2, #1 New Hampshire 7	L	UNH
2009	#7 Massachusetts 2, #2 Northeastern 1	W	NU
2009	#7 Massachusetts 1, #2 Northeastern 4	L	NU
2009	#7 Massachusetts 2, #2 Northeastern 3 (OT)	L	NU
2010	#7 Massachusetts 5, #2 Boston College 6	L	BC
2010	#7 Massachusetts 2, #2 Boston College 5	L	BC
2011	#8 Massachusetts 1, #1 Boston College 4	L	BC
2011	#8 Massachusetts 2, #1 Boston College 4	L	BC
2012	#8 Massachusetts 1, #1 Boston College 2	L	BC
2012	#8 Massachusetts 2, #1 Boston College 3	L	BC
2018	#8 Massachusetts 2, #2 Northeastern 3	L	NU
2018	#8 Massachusetts 2, #2 Northeastern 7	L	NU
2019	#1 Massachusetts 5, #8 New Hampshire 4 (OT)	W	UMA
2019	#1 Massachusetts 6, #8 New Hampshire 0	W	UMA
2021	#3 Massachusetts 4, #6 Northeastern 1	W	UMA
2022	#2 Massachusetts 4, #7 Providence 2	W	UMA

Semifinals (3-3) 6 Appearances

Year	Game	Result	Site
2003	#6 Massachusetts 4, #1 New Hampshire 5	L	FC
2004	#3 Massachusetts 5, #4 New Hampshire 2	W	FC
2007	#4 Massachusetts 2, #1 New Hampshire 3 (2OT)	L	TD
2019	#1 Massachusetts 0, #7 Boston College 3	L	TD
2021	#3 Massachusetts 5, #5 Providence 2	W	UMA
2022	#2 Massachusetts 3, #3 UMass Lowell 1	W	TD

Championship Game (2-1) 3 Appearances

Year	Game	Result	Site
2004	#3 Massachusetts 1, #2 Maine 2 (3OT)	L	FC
2021	#3 Massachusetts 1, #7 UMass Lowell 0	W	UMA
2022	#2 Massachusetts 2, #3 UConn 1 (OT)	W	TD

UMASS LOWELL (50-52-3)**Opening Round (1-2-0) 2 Appearances**

Year	Game	Result	Site
2018	#7 UMass Lowell 1, #10 Merrimack 2 (OT)	L	UML
2018	#7 UMass Lowell 2, #10 Merrimack 3 (OT)	L	UML
2021	#7 UMass Lowell 5, #10 Vermont 2	W	UML

Quarterfinals (35-30-2) 32 Appearances

Year	Game	Result	Site
1985	#5 Lowell 7, #4 New Hampshire 6 (Gm1)	W	UNH
1985	#5 Lowell 4, #4 New Hampshire 8 (Gm2)	L	UNH
1986	#6 Lowell 4, #3 Northeastern 2 (Gm1)	W	NU
1986	#6 Lowell 3, #3 Northeastern 4 (Gm2)	L	NU
1988	#4 Lowell 3, #5 Boston College 3 (Gm1)	T	UML
1988	#4 Lowell 5, #5 Boston College 2 (Gm2)	W	UML
1990	#7 Lowell 3, #2 Maine 7 (Gm1)	L	ME
1990	#7 Lowell 0, #2 Maine 16 (Gm2)	L	ME
1991	#7 Lowell 3, #2 Maine 5	L	ME
1992	#6 UMass Lowell 0, #3 Providence 7	L	PC
1993	#4 UMass Lowell 7, #5 Providence 4 (Gm1)	W	UML
1993	#4 UMass Lowell 3, #5 Providence 3 (OT) (Gm2)	T	UML
1994	#2 UMass Lowell 7, #7 Merrimack 1 (Gm1)	W	UML
1994	#2 UMass Lowell 3, #7 Merrimack 0 (Gm2)	W	UML
1995	#5 UMass Lowell 5, #4 Northeastern 2	W	NU
1996	#2 UMass Lowell 7, #7 Northeastern 3 (Gm1)	W	UML
1996	#2 UMass Lowell 4, #7 Northeastern 3 (Gm2)	W	UML
1997	#6 UMass Lowell 6, #3 Providence 2 (Gm1)	W	PC
1997	#6 UMass Lowell 6, #3 Providence 5 (Gm2)	W	PC
1998	#5 UMass Lowell 8, #4 Northeastern 2 (Gm1)	W	NU
1998	#5 UMass Lowell 2, #4 Northeastern 3 (Gm2)	L	NU
1998	#5 UMass Lowell 5, #4 Northeastern 1 (Gm3)	W	NU
1999	#6 UMass Lowell 0, #3 Boston College 5 (Gm1)	L	BC
1999	#6 UMass Lowell 4, #3 Boston College 5 (Gm2)	L	BC
2001	#5 UMass Lowell 2, #4 New Hampshire 4	L	UNH
2001	#5 UMass Lowell 2, #4 New Hampshire 1	W	UNH
2001	#5 UMass Lowell 2, #4 New Hampshire 1	W	UNH
2002	#4 UMass Lowell 5, #5 Northeastern 2	W	UML
2002	#4 UMass Lowell 2, #5 Northeastern 4	L	UML
2002	#4 UMass Lowell 3, #5 Northeastern 1	W	UML
2003	#8 UMass Lowell 4, #1 New Hampshire 8	L	UNH
2003	#8 UMass Lowell 4, #1 New Hampshire 8	L	UNH
2004	#6 UMass Lowell 3, #3 Massachusetts 6	L	UM
2004	#6 UMass Lowell 1, #3 Massachusetts 3	L	UM
2005	#5 UMass Lowell 2, #4 Maine 7	L	ME
2005	#5 UMass Lowell 1, #4 Maine 5	L	ME
2006	#7 UMass Lowell 3, #2 Maine 4 (OT)	L	ME
2006	#7 UMass Lowell 3, #2 Maine 4	L	ME
2008	#7 UMass Lowell 3, #2 Boston University 5	L	BU
2008	#7 UMass Lowell 4, #2 Boston University 1	W	BU
2008	#7 UMass Lowell 2, #2 Boston University 4	L	BU
2009	#5 UMass Lowell 4, #4 Vermont 3 (OT)	W	UVM
2009	#5 UMass Lowell 4, #4 Vermont 2	W	UVM
2010	#5 UMass Lowell 2, #4 Maine 1	W	ME
2010	#5 UMass Lowell 0, #4 Maine 2	L	ME
2010	#5 UMass Lowell 2, #4 Maine 3 (OT)	L	ME
2012	#2 UMass Lowell 3, #7 Providence 5	L	UML
2012	#2 UMass Lowell 3, #7 Providence 2 (OT)	W	UML
2012	#2 UMass Lowell 0, #7 Providence 1	L	UML
2013	#1 UMass Lowell 4, #8 Maine 1	W	UML
2013	#1 UMass Lowell 2, #8 Maine 1 (OT)	W	UML
2014	#2 UMass Lowell 3, #7 Vermont 2	W	UML
2014	#2 UMass Lowell 2, #7 Vermont 3 (OT)	L	UML
2014	#2 UMass Lowell 2, #7 Vermont 1	W	UML
2015	#4 UMass Lowell 5, #5 Notre Dame 0	W	UML
2015	#4 UMass Lowell 2, #5 Notre Dame 4	L	UML
2015	#4 UMass Lowell 6, #5 Notre Dame 4	W	UML
2016	#4 UMass Lowell 3, #5 Boston University 2	W	UML
2016	#4 UMass Lowell 5, #5 Boston University 0	W	UML
2017	#1 UMass Lowell 1, #10 New Hampshire 3	L	UML
2017	#1 UMass Lowell 3, #10 New Hampshire 1	W	UML
2017	#1 UMass Lowell 8, #10 New Hampshire 2	W	UML
2019	#4 UMass Lowell 0, #5 Boston University 3	L	UML
2019	#4 UMass Lowell 6, #5 Boston University 4	W	UML
2019	#4 UMass Lowell 1, #5 Boston University 4	L	UML
2021	#7 UMass Lowell 2, #2 Boston University 1	W	BU (WBA)
2022	#3 UMass Lowell 7, #6 Merrimack 2	W	UML

UMass Lowell (cont.)**Semifinals (9-12) 21 Appearances**

Year	Game	Result	Site
1985	#5 Lowell 5, #1 Boston College 6	L	PCC
1986	#6 Lowell 2, #1 Boston College 5	L	PCC
1987	#2 Lowell 4, #3 Maine 5	L	BG
1988	#4 Lowell 1, #2 Northeastern 3 (Gm1)	L	BG
1988	#4 Lowell 2, #2 Northeastern 1 (Gm2)	W	BG
1993	#4 Lowell 5, #1 Maine 7	L	BG
1994	#2 UMass Lowell 4, #3 New Hampshire 2	W	BG
1995	#5 UMass Lowell 2, #2 Boston University 4	L	BG
1996	#2 UMass Lowell 2, #3 Maine 5	L	FC
1997	#6 UMass Lowell 2, #1 Boston University 3	L	FC
1998	#5 UMass Lowell 2, #6 Maine 6	L	FC
2001	#5 UMass Lowell 1, #1 Boston College 5	L	FC
2002	#4 UMass Lowell 3, #1 New Hampshire 4	L	FC
2009	#5 UMass Lowell 3, #2 Northeastern 2 (OT)	W	TD
2013	#1 UMass Lowell 2, #4 Providence 1	W	TD
2014	#2 UMass Lowell 4, #8 Notre Dame 0	W	TD
2015	#4 UMass Lowell 4, #7 Vermont 1	W	TD
2016	#4 UMass Lowell 2, #2 Providence 1 (3OT)	W	TD
2017	#1 UMass Lowell 5, #4 Notre Dame 1	W	TD
2021	#7 UMass Lowell 6, #1 Boston College 5 (2OT)	W	BC
2022	#3 UMass Lowell 1, #2 Massachusetts 3	L	TD

Championship Game (3-5) 8 Appearances

Year	Game	Result	Site
1994	#2 UMass Lowell 2, #1 Boston University 3	L	BG
2009	#5 UMass Lowell 0, #1 Boston University 1	L	TD
2013	#1 UMass Lowell 1, #3 Boston University 0	W	TD
2014	#2 UMass Lowell 4, #4 New Hampshire 0	W	TD
2015	#4 UMass Lowell 3, #1 Boston University 5	L	TD
2016	#4 UMass Lowell 1, #6 Northeastern 3	L	TD
2017	#1 UMass Lowell 4, #3 Boston College 3	W	TD
2021	#7 UMass Lowell 0, #3 Massachusetts 1	L	UMA

Consolation Game (2-3-1)

Year	Game	Result	Site
1985	#5 Lowell 4, #2 Boston University 6	L	PCC
1986	#6 Lowell 8, #4 Providence 5	W	PCC
1993	#4 UMass Lowell 5, #3 New Hampshire 4 (OT)	W	BG
1995	#5 UMass Lowell 0, #1 Maine 6	L	BG
1996	#2 UMass Lowell 3, #1 Boston University 7	L	FC
1997	#6 UMass Lowell 2, #5 Boston College 2	T	FC

MERRIMACK COLLEGE (16-43-0)

Opening Round (8-4) 6 Appearances

Year	Game	Result	Site
2014	#11 Merrimack 0, #6 Maine 2	L	ME
2015	#11 Merrimack 3, #6 Northeastern 2 OT	W	NU
2015	#11 Merrimack 2, #6 Northeastern 1 OT	W	NU
2016	#7 Merrimack 1, #10 New Hampshire 3	L	MC
2016	#7 Merrimack 3, #10 New Hampshire 2 (OT)	W	MC
2016	#7 Merrimack 2, #10 New Hampshire 1	W	MC
2017	#7 Merrimack 4, #10 New Hampshire 0	W	MC
2017	#7 Merrimack 0, #10 New Hampshire 4	L	MC
2017	#7 Merrimack 2, #10 New Hampshire 5	L	MC
2018	#10 Merrimack 2, #7 UMass Lowell 1 (OT)	W	UML
2018	#10 Merrimack 3, #7 UMass Lowell 2 (OT)	W	UML
2022	#6 Merrimack 6, #11 Maine 2	W	MC

Quarterfinals (7-37) 22 Appearances

Year	Game	Result	Site
1990	#8 Merrimack 1, #1 Boston College 3 (Gm1)	L	BC
1990	#8 Merrimack 6, #1 Boston College 3 (Gm2)	W	BC
1990	#8 Merrimack 5, #1 Boston College 8 (Gm3)	L	BC
1991	#6 Merrimack 1, #3 Boston University 7	L	BU
1992	#8 Merrimack 0, #1 Maine 7	L	ME
1993	#6 Merrimack 3, #3 New Hampshire 5 (Gm1)	L	UNH
1993	#6 Merrimack 2, #3 New Hampshire 9 (Gm2)	L	UNH
1994	#7 Merrimack 1, #2 UMass Lowell 7 (Gm1)	L	UML
1994	#7 Merrimack 0, #2 UMass Lowell 3 (Gm2)	L	UML
1995	#7 Merrimack 3, #2 Boston University 4	L	BU
1997	#4 Merrimack 6, #5 Boston College 7 (Gm1)	L	MC
1997	#4 Merrimack 3, #5 Boston College 5 (Gm2)	L	MC
1998	#8 Merrimack 4, #1 Boston University 1 (Gm1)	W	BU
1998	#8 Merrimack 5, #1 Boston University 6 (Gm2)	L	BU
1998	#8 Merrimack 5, #1 Boston University 4 (Gm3)	W	BU
1999	#8 Merrimack 2, #1 New Hampshire 3 (Gm1)	L	UNH
1999	#8 Merrimack 4, #1 New Hampshire 5 (Gm2)	L	UNH
2000	#7 Merrimack 2, #2 New Hampshire 5	L	UNH
2000	#7 Merrimack 2, #2 New Hampshire 3 (OT)	L	UNH
2001	#8 Merrimack 0, #1 Boston College 1	L	BC
2001	#8 Merrimack 1, #1 Boston College 5	L	BC
2002	#8 Merrimack 2, #1 New Hampshire 6	L	UNH
2002	#8 Merrimack 4, #1 New Hampshire 5 (OT)	L	UNH
2003	#7 Merrimack 1, #2 Boston College 4	L	BC
2003	#7 Merrimack 1, #2 Boston College 2	L	BC
2004	#7 Merrimack 1, #2 Maine 2	L	ME
2004	#7 Merrimack 2, #2 Maine 3	L	ME
2010	#6 Merrimack 2, #3 Boston University 3	L	BU
2010	#6 Merrimack 3, #3 Boston University 2 (OT)	W	BU
2010	#6 Merrimack 0, #3 Boston University 3	L	BU
2011	#4 Merrimack 5, #5 Maine 4	W	MC
2011	#4 Merrimack 6, #5 Maine 2	W	MC
2012	#5 Merrimack 1, #4 Maine 2	L	ME
2012	#5 Merrimack 5, #4 Maine 2	W	ME
2012	#5 Merrimack 1, #4 Maine 2	L	ME
2013	#6 Merrimack 0, #3 Boston University 3	L	BU
2013	#6 Merrimack 3, #3 Boston University 5	L	BU
2015	#11 Merrimack 2, #1 Boston University 6	L	BU
2015	#11 Merrimack 0, #1 Boston University 4	L	BU
2016	#7 Merrimack 1, #2 Providence 3	L	PC
2016	#7 Merrimack 0, #2 Providence 2	L	PC
2018	#10 Merrimack 0, #1 Boston College 1	L	BC
2018	#10 Merrimack 3, #1 Boston College 4 (OT)	L	BC
2022	#6 Merrimack 2, #3 UMass Lowell 7	L	UML

Semifinals (1-1)

Year	Game	Result	Site
1998	#8 Merrimack 2, #2 Boston College 7	L	FC
2011	#4 Merrimack 4, #2 New Hampshire 1	W	TD

Championship Game (0-1)

Year	Game	Result	Site
2011	#4 Merrimack 3, #1 Boston College 5	L	TD

UNIVERSITY OF NEW HAMPSHIRE (55-48-2)

Opening Round (6-6) 6 Appearances

Year	Game	Result	Site
2015	#8 New Hampshire 5, #9 UConn 2	W	UNH
2015	#8 New Hampshire 2, #9 UConn 0	W	UNH
2016	#10 New Hampshire 3, #7 Merrimack 1	W	MC
2016	#10 New Hampshire 2, #7 Merrimack 3 (OT)	L	MC
2016	#10 New Hampshire 1, #7 Merrimack 2	L	MC
2017	#10 New Hampshire 0, #7 Merrimack 4	L	MC
2017	#10 New Hampshire 4, #7 Merrimack 0	W	MC
2017	#10 New Hampshire 5, #7 Merrimack 2	W	MC
2018	#11 New Hampshire 1, #6 Maine 4	L	ME
2018	#11 New Hampshire 2, #6 Maine 3	L	ME
2021	#9 New Hampshire 7, #8 Maine 2	W	ME
2022	#9 New Hampshire 3, #8 Boston College 4 (OT)	L	BCs

Quarterfinals (39-26-1) 29 Appearances

Year	Game	Result	Site
1985	#4 New Hampshire 6, #5 Lowell 7	L	UNH
1985	#4 New Hampshire 8, #5 Lowell 4	W	UNH
1986	#7 New Hampshire 1, #2 Boston University 1	T	BU
1986	#7 New Hampshire 3, #2 Boston University 4	L	BU
1989	#6 New Hampshire 4, #3 Northeastern 5 (OT)	L	NU
1990	#5 New Hampshire 1, #4 Providence 5	L	PC
1990	#5 New Hampshire 2, #4 Providence 0	W	PC
1990	#5 New Hampshire 7, #4 Providence 4	W	PC
1991	#5 New Hampshire 1, #4 Providence 4	L	PC
1992	#2 New Hampshire 4, #7 Northeastern 2	W	UNH
1993	#3 New Hampshire 5, #6 Merrimack 3	W	UNH
1993	#3 New Hampshire 9, #6 Merrimack 2	W	UNH
1994	#3 New Hampshire 4, #6 Boston College 1	W	UNH
1994	#3 New Hampshire 6, #6 Boston College 5 (OT) (Gm 2)	W	UNH
1995	#3 New Hampshire 2, #6 Providence 3 (OT)	L	UNH
1996	#6 New Hampshire 2, #3 Maine 4	L	ME
1996	#6 New Hampshire 4, #3 Maine 8	L	ME
1997	#2 New Hampshire 5, #7 Massachusetts 1	W	UNH
1997	#2 New Hampshire 8, #7 Massachusetts 2	W	UNH
1998	#3 New Hampshire 2, #6 Maine 3 (2OT)	L	UNH
1998	#3 New Hampshire 3, #6 Maine 5	L	UNH
1999	#1 New Hampshire 3, #8 Merrimack 2	W	UNH
1999	#1 New Hampshire 5, #8 Merrimack 4	W	UNH
2000	#2 New Hampshire 5, #7 Merrimack 2	W	UNH
2000	#2 New Hampshire 3, #7 Merrimack 2 (OT)	W	UNH
2001	#4 New Hampshire 4, #5 UMass Lowell 2	W	UNH
2001	#4 New Hampshire 1, #5 UMass Lowell 2	L	UNH
2001	#4 New Hampshire 1, #5 UMass Lowell 2	L	UNH
2002	#1 New Hampshire 6, #8 Merrimack 2	W	UNH
2002	#1 New Hampshire 5, #8 Merrimack 4 (OT)	W	UNH
2003	#1 New Hampshire 8, #8 UMass Lowell 4	W	UNH
2003	#1 New Hampshire 8, #8 UMass Lowell 4	W	UNH
2004	#4 New Hampshire 2, #5 Providence 1	W	UNH
2004	#4 New Hampshire 3, #5 Providence 4 (OT)	L	UNH
2004	#4 New Hampshire 1, #5 Providence 0	W	UNH
2005	#3 New Hampshire 6, #6 Northeastern 1	W	UNH
2005	#3 New Hampshire 4, #6 Northeastern 0	W	UNH
2006	#4 New Hampshire 4, #5 Providence 0	W	UNH
2006	#4 New Hampshire 2, #5 Providence 1 (2OT) (Gm 2)	W	UNH
2007	#1 New Hampshire 4, #8 Providence 0	W	UNH
2007	#1 New Hampshire 6, #8 Providence 0	W	UNH
2008	#1 New Hampshire 4, #8 Massachusetts 1	W	UNH
2008	#1 New Hampshire 7, #8 Massachusetts 2	W	UNH
2009	#3 New Hampshire 3, #6 Boston College 5	L	UNH
2009	#3 New Hampshire 0, #6 Boston College 1	L	UNH
2010	#1 New Hampshire 7, #8 Vermont 4	W	UNH
2010	#1 New Hampshire 0, #8 Vermont 1	L	UNH
2010	#1 New Hampshire 0, #8 Vermont 1 (OT)	L	UNH
2011	#2 New Hampshire 3, #7 Vermont 1	W	UNH
2011	#2 New Hampshire 4, #7 Vermont 3	W	UNH
2012	#6 New Hampshire 3, #3 Boston Univ. 2 (2OT)	W	UNH
2012	#6 New Hampshire 2, #3 Boston University 4	L	UNH
2012	#6 New Hampshire 4, #3 Boston Univ. 5 (2OT)	L	UNH
2013	#5 New Hampshire 2, #4 Providence 3	L	PC
2013	#5 New Hampshire 4, #4 Providence 1	W	PC
2013	#5 New Hampshire 2, #4 Providence 3	L	PC
2014	#4 New Hampshire 1, #5 Northeastern 0	W	UNH
2014	#4 New Hampshire 4, #5 Northeastern 5 (OT)	L	UNH
2014	#4 New Hampshire 5, #5 Northeastern 4	W	UNH

New Hampshire (cont.)

Quarterfinals (cont.)

Year	Game	Result	Site
2015	#8 New Hampshire 2, #2 Providence 1 (OT)	W	PC
2015	#8 New Hampshire 1, #2 Providence 2	L	PC
2015	#8 New Hampshire 2, #2 Providence 1 (OT)	W	PC
2017	#10 New Hampshire 3, #1 UMass Lowell 1	W	UML
2017	#10 New Hampshire 1, #1 UMass Lowell 3	L	UML
2017	#10 New Hampshire 2, #1 UMass Lowell 8	L	UML
2021	#9 New Hampshire 2, #1 Boston College 3	L	BC

Semifinals (8-9) 17 Appearances

Year	Game	Result	Site
1990	#5 New Hampshire 4, #1 Boston College 5 (OT)	L	BC
1992	#2 New Hampshire 5, #3 Providence 3	W	BG
1993	#3 New Hampshire 0, #2 Boston University 2	L	BG
1994	#3 New Hampshire 2, #2 UMass Lowell 4	L	BG
1997	#2 New Hampshire 4, #5 Boston College 0	W	FC
1999	#1 New Hampshire 6, #4 Providence 2	W	FC
2000	#2 New Hampshire 1, #3 Boston College 2	L	FC
2002	#1 New Hampshire 4, #5 UMass Lowell 3	W	FC
2003	#1 New Hampshire 5, #6 Massachusetts 4	W	FC
2004	#4 New Hampshire 2, #3 Massachusetts 5	L	FC
2005	#3 New Hampshire 5, #2 Boston University 2	W	TD
2006	#4 New Hampshire 2, #1 Boston University 9	L	TD
2007	#1 New Hampshire 3, #4 Massachusetts 2 (2OT)	W	TD
2008	#1 New Hampshire 4, #4 Boston College 5 (3OT)	L	TD
2011	#2 New Hampshire 1, #4 Merrimack 4	L	TD
2014	#4 New Hampshire 3, #3 Providence 1	W	TD
2015	#8 New Hampshire 1, #1 Boston University 4	L	TD

Championship Game (2-6)

Year	Game	Result	Site
1992	#2 New Hampshire 1, #1 Maine 4	L	BG
1997	#2 New Hampshire 2, #1 Boston University 4	L	FC
1999	#1 New Hampshire 4, #3 Boston College 5 (OT)	L	FC
2002	#1 New Hampshire 3, #3 Maine 1	W	FC
2003	#1 New Hampshire 1, #5 Boston University 0 (OT)	W	FC
2005	#3 New Hampshire 1, #1 Boston College 3	L	TD
2007	#1 New Hampshire 2, #2 Boston College 5	L	TD
2014	#4 New Hampshire 0, #2 UMass Lowell 4	L	TD

Consolation Game (0-1-1)

Year	Game	Result	Site
1993	#3 New Hampshire 4, #4 UMass Lowell 5 (OT)	L	BG
1994	#3 New Hampshire 4, #4 Northeastern 4	T	BG

NORTHEASTERN UNIVERSITY (32-46-1)**Opening Round (4-2) 3 Appearances**

Year	Game	Result	Site
2015	#6 Northeastern 2, #11 Merrimack 3 (OT)	L	NU
2015	#6 Northeastern 1, #11 Merrimack 2 (OT)	L	NU
2016	#6 Northeastern 3, #11 Maine 2 (OT)	W	NU
2016	#6 Northeastern 4, #11 Maine 3 (OT)	W	NU
2017	#8 Northeastern 3, #9 UConn 1	W	NU
2017	#8 Northeastern 6, #9 UConn 2	W	NU

Quarterfinals (22-34) 27 Appearances

Year	Game	Result	Site
1985	#6 Northeastern 2, #3 Providence 3 (Gm1)	L	PC
1985	#6 Northeastern 0, #3 Providence 3 (Gm2)	L	PC
1986	#3 Northeastern 2, #6 Lowell 4 (Gm1)	L	NU
1986	#3 Northeastern 4, #6 Lowell 3 (Gm2)	W	NU
1987	#5 Northeastern 3, #4 Boston University 2	W	BU
1989	#3 Northeastern 5, #6 New Hampshire 4 (OT)	W	NU
1990	#6 Northeastern 4, #3 Boston University 3	W	BU
1990	#6 Northeastern 2, #3 Boston University 5	L	BU
1990	#6 Northeastern 3, #3 Boston University 5	L	BU
1991	#8 Northeastern 6, #1 Boston College 5	W	BC
1992	#7 Northeastern 2, #2 New Hampshire 4	L	UNH
1993	#8 Northeastern 1, #1 Maine 6	L	ME
1993	#8 Northeastern 5, #1 Maine 9	L	ME
1994	#4 Northeastern 4, #5 Providence 3	W	NU
1994	#4 Northeastern 2, #5 Providence 1 (OT)	W	NU
1995	#4 Northeastern 2, #5 UMass Lowell 5	L	NU
1996	#7 Northeastern 3, #2 UMass Lowell 7	L	UML
1996	#7 Northeastern 3, #2 UMass Lowell 4	L	UML
1997	#8 Northeastern 2, #1 Boston University 6	L	BU
1997	#8 Northeastern 1, #1 Boston University 7	L	BU
1998	#4 Northeastern 2, #5 UMass Lowell 8	L	NU
1998	#4 Northeastern 3, #5 UMass Lowell 2	W	NU
1998	#4 Northeastern 1, #5 UMass Lowell 5	L	NU
2000	#6 Northeastern 4, #3 Boston College 8	L	BC
2000	#6 Northeastern 2, #3 Boston College 3	L	BC
2001	#7 Northeastern 1, #2 Maine 2	L	ME
2001	#7 Northeastern 3, #2 Maine 6	L	ME
2002	#5 Northeastern 2, #4 UMass Lowell 5	L	UML
2002	#5 Northeastern 4, #4 UMass Lowell 2	W	UML
2002	#5 Northeastern 1, #4 UMass Lowell 3	L	UML
2005	#6 Northeastern 1, #3 New Hampshire 6	L	UNH
2005	#6 Northeastern 0, #3 New Hampshire 4	L	UNH
2007	#7 Northeastern 0, #2 Boston College 3	L	BC
2007	#7 Northeastern 1, #2 Boston College 7	L	BC
2008	#6 Northeastern 0, #3 Vermont 1	L	UVM
2008	#6 Northeastern 2, #3 Vermont 1 (OT)	W	UVM
2008	#6 Northeastern 1, #3 Vermont 4	L	UVM
2009	#2 Northeastern 1, #7 Massachusetts 2	L	NU
2009	#2 Northeastern 4, #7 Massachusetts 1	W	NU
2009	#2 Northeastern 3, #7 Massachusetts 2 (OT)	W	NU
2011	#6 Northeastern 4, #3 Boston University 2	W	BU
2011	#6 Northeastern 2, #3 Boston University 5	L	BU
2011	#6 Northeastern 5, #4 Boston University 4	W	BU
2014	#5 Northeastern 0, #4 New Hampshire 1	L	UNH
2014	#5 Northeastern 5, #4 New Hampshire 4 (OT) (Gm 2)	W	UNH
2014	#5 Northeastern 4, #4 New Hampshire 5	L	UNH
2016	#6 Northeastern 3, #3 Notre Dame 1	W	ND
2016	#6 Northeastern 6, #3 Notre Dame 4	W	ND
2017	#8 Northeastern 2, #2 Boston University 3 (OT)	L	BU
2017	#8 Northeastern 2, #2 Boston University 3	L	BU
2018	#2 Northeastern 3, #8 Massachusetts 2	W	NU
2018	#2 Northeastern 7, #8 Massachusetts 2	W	NU
2019	#3 Northeastern 2, #6 Maine 1 (OT)	W	NU
2019	#3 Northeastern 2, #6 Maine 1	W	NU
2021	#6 Northeastern 1, #3 Massachusetts	L	NU
2022	#1 Northeastern 3, #8 Boston College 2	W	NU

Northeastern (cont.)**Semifinals (3-9) 12 Appearances**

Year	Game	Result	Site
1987	#5 Northeastern 3, #1 Boston College 9	L	BG
1988	#2 Northeastern 3, #4 Lowell 1 (Gm1)	W	BG
1988	#2 Northeastern 1, #4 Lowell 2 (Gm2)	L	BG
1989	#3 Northeastern 2, #2 Maine 3 (OT)	L	ME
1991	#8 Northeastern 3, #2 Maine 4	L	BG
1994	#4 Northeastern 2, #1 Boston University 5	L	BG
2009	#2 Northeastern 2, #5 UMass Lowell 3 (OT)	L	TD
2011	#6 Northeastern 4, #1 Boston College 5	L	TD
2016	#6 Northeastern 5, #1 Boston College 4	W	TD
2018	#2 Northeastern 2, #3 Providence 3 (OT)	L	TD
2019	#3 Northeastern 2, #5 Boston University 1 (OT)	W	TD
2022	#1 Northeastern 1, #4 UConn 4	L	TD

Championship Game (3-0) 3 Appearances

Year	Game	Result	Site
1988	#2 Northeastern 4, #1 Maine 3	W	BG
2016	#6 Northeastern 3, #4 UMass Lowell 2	W	TD
2019	#3 Northeastern 3, #7 Boston College 2	W	TD

Consolation Game (0-1-1)

Year	Game	Result	Site
1989	#3 Northeastern 2, #4 Providence 3	L	BC
1994	#4 Northeastern 4, #3 New Hampshire 4	T	BG

PROVIDENCE COLLEGE (43-53-1)

Opening Round (3-0) 2 Appearances

Year	Game	Result	Site
2017	#5 Providence, #12 Massachusetts 0	W	PC
2017	#5 Providence 5, #12 Massachusetts 1	W	PC
2022	#7 Providence 2, #10 Vermont 1	W	PC

Quarterfinals (32-37-1) 32 Appearances

Year	Game	Result	Site
1985	#3 Providence 3, #6 Northeastern 2 (Gm1)	W	PC
1985	#3 Providence 3, #6 Northeastern 0 (Gm2)	W	PC
1986	#4 Providence 5, #5 Maine 4 (Gm1)	W	PC
1986	#4 Providence 5, #5 Maine 2 (Gm2)	W	PC
1987	#6 Providence 2, #3 Maine 5	L	ME
1988	#6 Providence 3, #3 Boston University 2 (Gm1)	W	BU
1988	#6 Providence 6, #3 Boston University 4 (Gm2)	W	BU
1989	#4 Providence 3, #5 Boston University 2	W	PC
1990	#4 Providence 5, #5 New Hampshire 1 (Gm1)	W	PC
1990	#4 Providence 0, #5 New Hampshire 2 (Gm2)	L	PC
1990	#4 Providence 4, #5 New Hampshire 7 (Gm3)	L	PC
1991	#4 Providence 4, #5 New Hampshire 1	W	PC
1992	#3 Providence 7, #6 UMass Lowell 0	W	PC
1993	#5 Providence 4, #4 UMass Lowell 7 (Gm1)	L	UML
1993	#5 Providence 3, #4 UMass Lowell 3 (OT) (Gm2)	T	UML
1994	#5 Providence 3, #4 Northeastern 4 (Gm1)	L	NU
1994	#5 Providence 1, #4 Northeastern 2 (OT) (Gm2)	L	NU
1995	#6 Providence 3, #3 New Hampshire 2 (OT)	W	UNH
1996	#4 Providence 5, #5 Boston College 2 (Gm1)	W	PC
1996	#4 Providence 4, #5 Boston College 2 (Gm2)	W	PC
1997	#3 Providence 2, #6 UMass Lowell 6 (Gm1)	L	PC
1997	#3 Providence 5, #6 UMass Lowell 6 (Gm2)	L	PC
1998	#7 Providence 3, #2 Boston College 4 (Gm1)	L	BC
1998	#7 Providence 3, #2 Boston College 6 (Gm2)	L	BC
1999	#4 Providence 8, #5 Boston University 2 (Gm1)	W	PC
1999	#4 Providence 2, #5 Boston University 8 (Gm2)	L	PC
1999	#4 Providence 5, #5 Boston University 1 (Gm3)	W	PC
2000	#5 Providence 3, #4 Maine 5	L	ME
2000	#5 Providence 4, #5 Maine 5 (OT)	L	ME
2001	#3 Providence 6, #6 Boston University 3	W	PC
2001	#3 Providence 1, #6 Boston University 2	L	PC
2001	#3 Providence 4, #6 Boston University 3	W	PC
2002	#7 Providence 2, #2 Boston University 3	L	BU
2002	#7 Providence 2, #2 Boston University 4	L	BU
2003	#4 Providence 4, #5 Boston University 5 (OT)	L	PC
2003	#4 Providence 1, #5 Boston University 7	L	PC
2004	#5 Providence 1, #4 New Hampshire 2	L	UNH
2004	#5 Providence 4, #4 New Hampshire 3 (OT)	W	UNH
2004	#5 Providence 0, #4 New Hampshire 1	L	UNH
2005	#7 Providence 4, #2 Boston University 1	W	BU
2005	#7 Providence 0, #2 Boston University 2	L	BU
2005	#7 Providence 0, #2 Boston University 2	L	BU
2006	#5 Providence 0, #4 New Hampshire 4	L	UNH
2006	#5 Providence 1, #4 New Hampshire 2 (2OT)	L	UNH
2007	#8 Providence 0, #1 New Hampshire 4	L	UNH
2007	#8 Providence 0, #1 New Hampshire 6	L	UNH
2008	#5 Providence 1, #4 Boston College 5	L	BC
2008	#5 Providence 1, #4 Boston College 5	L	BC
2012	#7 Providence 5, #2 UMass Lowell 3	W	UML
2012	#7 Providence 2 OT, #2 UMass Lowell 3	L	UML
2012	#7 Providence 1, #2 UMass Lowell 0	W	UML
2013	#4 Providence 3, #5 New Hampshire 2	W	PC
2013	#4 Providence 1, #5 New Hampshire 4	L	PC
2013	#4 Providence 3, #5 New Hampshire 2	W	PC
2014	#3 Providence 3, #6 Maine 1	W	PC
2014	#3 Providence 4, #6 Maine 2	W	PC
2015	#2 Providence 1, #8 New Hampshire 2 (OT)	L	PC
2015	#2 Providence 2, #8 New Hampshire 1	W	PC
2015	#2 Providence 1, #8 New Hampshire 2 (OT)	L	PC
2016	#2 Providence 3, #7 Merrimack 1	W	PC
2016	#2 Providence 2, #7 Merrimack 0	W	PC
2017	#5 Providence 0, #4 Notre Dame 5	L	ND
2017	#5 Providence 2, #4 Notre Dame 5	L	ND
2018	#3 Providence 4, #6 Maine 3	W	PC
2018	#3 Providence 3, #6 Maine 2	W	PC
2019	#2 Providence 5, #7 Boston College 4 (OT)	W	PC
2019	#2 Providence 3, #7 Boston College 4 (OT)	L	PC
2019	#2 Providence 1, #7 Boston College 2	L	PC
2021	#5 Providence 6, #4 UConn 1	W	UC (FIF)
2022	#7 Providence 2, #2 Massachusetts 4	L	UMA

Providence (cont.)

Semifinals (5-12) 17 Appearances

Year	Game	Result	Site
1985	#3 Providence 5, #2 Boston University 2	W	PCC
1986	#4 Providence 2, #2 Boston University 3	L	PCC
1988	#6 Providence 5, #1 Maine 6 (Gm1)	L	BG
1988	#6 Providence 2, #1 Maine 11 (Gm2)	L	BG
1989	#4 Providence 5, #1 Boston College 6 (2OT)	L	BC
1991	#4 Providence 5, #3 Boston University 7	L	BG
1992	#3 Providence 3, #2 New Hampshire 5	L	BG
1995	#6 Providence 7, #1 Maine 3	W	BG
1996	#4 Providence 5, #1 Boston University 4	W	FC
1999	#4 Providence 2, #1 New Hampshire 6	L	FC
2001	#3 Providence 4, #2 Maine 3	W	FC
2012	#7 Providence 2, #1 Boston College 4	L	TD
2013	#4 Providence 1, #1 UMass Lowell 2	L	TD
2014	#3 Providence 1, #4 New Hampshire 3	L	TD
2016	#2 Providence 1, #4 UMass Lowell 2 (3OT)	L	TD
2018	#3 Providence 3, #2 Northeastern 2 (OT)	W	TD
2021	#5 Providence 2, #3 Massachusetts 5	L	UMA

Championship Game (2-3)

Year	Game	Result	Site
1985	#3 Providence 2, #1 Boston College 1 (2OT)	W	PCC
1995	#6 Providence 2, #2 Boston University 3	L	BG
1996	#4 Providence 3, #3 Maine 2	W	FC
2001	#3 Providence 3, #1 Boston College 5	L	FC
2018	#3 Providence 0, #4 Boston University 2	L	TD

Consolation Game (1-1-0)

Year	Game	Result	Site
1986	#4 Providence 5, #6 Lowell 8	L	PCC
1989	#4 Providence 3, #3 Northeastern 2	W	BC

UNIVERSITY OF VERMONT (18-27-0)

Opening Round (8-5) 7 Appearances

Year	Game	Result	Site
2014	#7 Vermont 2, #10 Massachusetts 1	W	UVM
2015	#7 Vermont 4, #10 Maine 2	W	UVM
2015	#7 Vermont 2, #10 Maine 4	L	UVM
2015	#7 Vermont 3, #10 Maine 2 (OT)	W	UVM
2016	#9 Vermont 2, #8 UConn 1	W	UConn
2016	#9 Vermont 4, #8 UConn 3	W	UConn
2017	#6 Vermont, #11 Maine 0	W	UVM
2017	#6 Vermont 5, #11 Maine 1	W	UVM
2018	#9 Vermont 2, #8 Massachusetts 3 (OT)	L	MA
2018	#9 Vermont 4, #8 Massachusetts 3 (OT)	W	MA
2018	#9 Vermont 1, #8 Massachusetts 5	L	MA
2021	#10 Vermont 3, #7 UMass Lowell 5	L	UML
2022	#10 Vermont 1, #7 Providence 2	L	PC

Quarterfinals (9-19) 12 Appearances

Year	Game	Result	Site
2006	#6 Vermont 2, #3 Boston College 3 (OT)	L	BC
2006	#6 Vermont 2, #3 Boston College 6	L	BC
2007	#6 Vermont 3, #3 Boston University 2	W	BU
2007	#6 Vermont 0, #3 Boston University 2	L	BU
2007	#6 Vermont 2, #3 Boston University 3 (OT)	L	BU
2008	#3 Vermont 1, #6 Northeastern 0	W	UVM
2008	#3 Vermont 1, #6 Northeastern 2 (OT)	L	UVM
2008	#3 Vermont 4, #6 Northeastern 1	W	UVM
2009	#4 Vermont 3, #5 UMass Lowell 4 (OT)	L	UVM
2009	#4 Vermont 2, #5 UMass Lowell 4	L	UVM
2010	#8 Vermont 4, #1 New Hampshire 7	L	UNH
2010	#8 Vermont 1, #1 New Hampshire 0	W	UNH
2010	#8 Vermont 1, #1 New Hampshire 0 (OT)	W	UNH
2011	#7 Vermont 1, #2 New Hampshire 3	L	UNH
2011	#7 Vermont 3, #2 New Hampshire 4	L	UNH
2013	#7 Vermont 2, #2 Boston College 4	L	BC
2013	#7 Vermont 1, #2 Boston College 4	L	BC
2014	#7 Vermont 2, #2 UMass Lowell 3	L	UML
2014	#7 Vermont 3, #2 UMass Lowell 2 (OT)	W	UML
2014	#7 Vermont 1, #2 UMass Lowell 2	L	UML
2015	#7 Vermont 2, #3 Boston College 4	L	BC
2015	#7 Vermont 3, #3 Boston College 1	W	BC
2015	#7 Vermont 1, #3 Boston College 0	W	BC
2016	#9 Vermont 0, #1 Boston College 3	L	BC
2016	#9 Vermont 4, #1 Boston College 2	W	BC
2016	#9 Vermont 3, #1 Boston College 4 (OT)	L	BC
2017	#6 Vermont 0, #3 Boston College 7	L	BC
2017	#6 Vermont 4, #3 Boston College 7	L	BC

Semifinals (1-2) 3 appearances

Year	Game	Result	Site
2008	#3 Vermont 3, #2 Boston University 1	W	TD
2010	#8 Vermont 0, #2 Boston College 3	L	TD
2015	#7 Vermont 1, #4 UMass Lowell 4	L	TD

Championship Game (0-1) 1 appearance

Year	Game	Result	Site
2008	#3 Vermont 0, #4 Boston College 4	L	TD

HOCKEY EAST TOURNAMENT SCORING RECORDS

CAREER POINTS (ALL-TIME)

Rk.	Name	Years	GP	G	A	Pts
1.	Jim Montgomery, ME	89-93	14	12	17	29
2.	Blake Bellefeuille, BC	96-00	16	13	12	25
3.	Jeff Farkas, BC	96-00	16	11	11	22
4.	Cal Ingraham, ME	91-94	9	8	13	21
	Chris Drury, BU	94-98	14	10	11	21
	Brian Boyle, BC	03-07	15	8	13	21
7.	Jason Krog, UNH	95-99	12	10	10	20
8.	Jon Morris, UML	84-88	13	8	11	19
	Brian Gionta, BC	97-01	16	11	8	19
10.	Nathan Gerbe	05-08	12	7	11	18
	Benn Ferriero, BC	05-09	15	10	8	18
	Christian Sbrocca, UML	92-96	15	7	11	18
	Pat Mullane, BC	09-13	15	6	12	18
	Brady Shaw, UVM	14-17	19	7	11	18
	Joe Gambardella, UML	14-17	17	8	10	18

CAREER GOALS (ALL-TIME)

Rk.	Name	Seasons	GP	G
1.	Blake Bellefeuille, BC	96-00	16	13
2.	Jay Pandolfo, BU	92-96	11	12
	Gord Cruickshank, PC	84-88	13	12
	Jim Montgomery, ME	89-93	14	12
5.	David Emma, BC	87-91	10	11
	Eric Boguniecki, UNH	93-97	11	11
	Jeff Farkas, BC	96-00	16	11
	Brian Gionta, BC	97-01	16	11
9.	Jason Krog, UNH	95-99	12	10
	Chris Drury, BU	94-98	14	10
	Shawn Bates, BU	93-97	15	10
	Benn Ferriero, BC	05-09	15	10
	Grayson Downing, UNH	11-15	15	10
	Tyler Kelleher, UNH	14-17	20	10

CAREER ASSISTS (ALL-TIME)

Rk.	Name	Seasons	GP	A
1.	Jim Montgomery, ME	89-93	14	17
2.	Cal Ingraham, ME	91-94	9	13
	Brian Boyle, BC	03-07	15	13
4.	Joe Whitney, BC	07-11	15	12
	Pat Mullane, BC	09-13	15	12
	Blake Bellefeuille, BC	96-00	16	12
7.	John Stevens - NU	14-17	13	11
	Brady Shaw - UVM	14-17	19	11
	Nathan Gerbe, BC	05-08	12	11
	Jon Morris, UML	84-88	13	11
	Chris Drury, BU	94-98	14	11
	Chris Kelleher, BU *	94-98	14	11
	Christian Sbrocca, UML	92-96	15	11
	Jeff Farkas, BC	96-00	16	11
	Mike Mottau, BC *	96-00	16	11
	Bobby Allen, BC *	97-01	16	11
	Evan Rodrigues - BU	11-15	13	11

POINTS (ONE TOURNAMENT)

Rk.	Name	Season	GP	Pts
1.	Jim Montgomery, Maine	1993	4	11
	Robbie Russo, ND *	2015	6	11
	Jack Eichel, BU !	2015	4	11
4.	Chris Drury, BU	1996	4	10
	Jay Pandolfo, BU	1996	4	10
6.	Kevin Roy, NU	2016	6	9
	Paul Kariya, Maine !	1993	4	9
	Blake Bellefeuille, BC	1999	4	9
	Brock Bradford, BC	2007	4	9
	Nathan Gerbe, BC	2008	4	9
	Ryan Flanigan, MC	2011	4	9
	Marty McInnis, BC	1990	5	9
12.	Nolan Stevens, NU	2016	6	8
	C.J. Smith, UML	2017	5	8
	Zach Aston-Reese, NU	2016	6	8
	Evan Rodrigues, BU	2015	4	8
	Peter Schneider, ND	2015	6	8
	Brady Shaw, UVM	2015	7	8
	Brendan Bradley, UVM	2015	7	8
	Peter Ferraro, Maine	1994	2	8
	Brady Kramer, PC	1995	3	8
	Cal Ingraham, Maine	1993	4	8
	Bob LaChance, BU	1996	4	8
	Jason Krog, UNH	1997	4	8
	Jason Krog, UNH	1999	4	8
	Darren Haydar, UNH	2002	4	8
	Colin Hemingway, UNH	2002	4	8
	Preston Callander, UNH	2005	4	8
	David Van der Gulik, BU	2006	4	8
	Brian Boyle, BC	2007	4	8
	Benn Ferriero, BC	2007	4	8
	Nathan Gerbe, BC	2007	4	8

GOALS (ONE TOURNAMENT)

Rk.	Name	Season	GP	G
1.	Martin Robitaille, Maine	1990	4	7
	Jay Pandolfo, BU	1996	4	7
	Marty McInnis, BC	1990	5	7
4.	Jon Morris, UML	1985	4	6
	Eric Boguniecki, UNH	1997	4	6
	Blake Bellefeuille, BC	1999	4	6
	Jason Krog, UNH	1999	4	6
	David Van der Gulik, BU	2006	4	6
	Brock Bradford, BC	2007	4	6
	Grayson Downing, UNH	2015	5	6
	Jack Eichel, BU !	2015	4	6
12.	Kevin Roy, NU	2016	6	5
	Jerry Pollastrone, UNH	2008	3	5
	Clark Donatelli, BU	1985	4	5
	Gord Cruickshank, PC	1986	4	5
	Jim Montgomery, Maine	1993	4	5
	Preston Callander, UNH	2005	4	5
	Ryan Flanigan, MC	2011	4	5
	Kevin Goumas, UNH	2014	5	5

ASSISTS (ONE TOURNAMENT)

Rk.	Name	Season	GP	A
1.	Robbie Russo, ND *	2015	6	8
2.	Paul Kariya, Maine !	1993	4	7
	Colin Hemingway, UNH	2002	4	7
	Scott Savage, BC *	2017	4	7
5.	Matt Boldy, BC	2021	2	6
	Brady Keeper - Maine *	2018	4	6
	Zach Aston-Reese, NU	2016	6	6
	Peter Ferraro, Maine	1994	2	6
	Chris Kelleher, BU *	1998	3	6
	Cal Ingraham, Maine	1992	4	6
	Jim Montgomery, Maine	1993	4	6
	Glenn Stewart, UNH	1993	4	6
	Chris Drury, BU	1996	4	6
	Jayme Filipowicz, UNH *	1999	4	6
	Sean Collins, UNH	2005	4	6
	Brian Boyle, BC	2007	4	6
	Nathan Gerbe, BC	2007	4	6
	Brett Motherwell, BC *	2007	4	6
	T.J. Tynan, ND	2014	4	6

* - defenseman
! - rookie

2021 TOURNAMENT SCORING LEADERS

Rk.	Player, Team	GP	G-A-P
1.	Alex Newhook, BC	2	3-3-6
	Matt Boldy, BC	2	0-6-6
	Bobby Trivigno, UMass	3	2-4-6
4.	Matt Brown, UML	4	4-1-5
5.	Anthony Baxter, UML	4	3-1-4
	Andre Lee, UML	4	1-3-4
7.	14 tied with 3 points		

2022 TOURNAMENT SCORING LEADERS

Rk.	Player, Team	GP	G-A-P
1.	Bobby Trivigno, UMass	3	3-2-5
	Josh Lopina, UMass	3	2-3-5
3.	Marc McLaughlin, BC	2	2-2-4
	Jack McBain, BC	2	1-3-4
	Filip Forsmark, MC	2	1-3-4
6.	Tyler Ward, UNH	1	3-0-3
	Max Newton, MC	2	2-1-3
	Marshall Warren, BC	2	1-2-3
	Steven Jandric, MC	2	1-2-3
	Ryan Ufko, UMass	1	0-3-3
	Isac Jonsson, UML	1	0-3-3

There was no Tournament in 2020 due to the COVID-19 Pandemic

HOCKEY EAST TOURNAMENT GOALTENDING RECORDS

GOALS AGAINST AVERAGE (CAREER)

(minimum of 200 minutes played - **bold** denotes active player)

Rk.	Player, School	Years	Min.	GA	GAA
1.	Nick Ellis - PC	2016	232:27	3	0.77
2.	Filip Lindberg - UMA	2019-21	350:42	6	1.03
3.	Connor Hellebuyck - UML	2013-14	547:07	10	1.10
4.	Cory Schneider - BC	2004-07	706:19	15	1.27
5.	Jimmy Howard - Maine	2004-05	471:26	12	1.53
6.	Drew Vogler - MC	2016-18	308:22	8	1.56
7.	Jeff Pietrasiak - UNH	2003-06	229:45	6	1.57
8.	Craig Pantano - MC	2018	273:53	8	1.75
9.	John Curry - BU	2005-07	710:51	21	1.77
10.	Matt O'Connor - BU	2011-15	297:30	9	1.82
11.	Chris Terreri - PC	1985-86	436:52	14	1.92

SAVE PERCENTAGE (CAREER)

(minimum of 200 minutes played - **bold** denotes active player)

Rk.	Player, School	Years	Saves	GA	Save%
1.	Nick Ellis - PC	2016	87	3	.967
2.	Connor Hellebuyck, UML	2013-14	256	10	.962
3.	Cory Schneider, BC	2004-07	313	15	.954
4.	Filip Lindberg, UMA	2019-21	121	6	.953
5.	Chris Terreri, PC	1985-86	244	14	.946
6.	Rasmus Tirronen, MC	2012-15	222	13	.945
7.	Jeff Pietrasiak, UNH	2003-06	100	6	.943
8.	Drew Vogler, MC	2016-18	132	8	.943
9.	Jimmy Howard, Maine	2004-05	196	12	.942
10.	Kevin Regan, UNH	2005-08	382	24	.941
11.	Danny Tirone, UNH	2015-18	577	37	.940

SAVES (CAREER)

Rk.	Player	Year	Games	Saves
1.	Danny Tirone, UNH	2015-18	19	577
2.	Kieran Millan, BU	2009-12	16	513
3.	Sean Fields, BU	2001-04	14	445
4.	John Muse, BC	2008-11	14	411
5.	Kevin Regan, UNH	2005-08	11	382
6.	Scott Clemmensen, BC	1998-01	16	364
7.	Cal Petersen, ND	2015-17	11	335
8.	Casey DeSmith - UNH	2013-14	11	326
9.	Martin Fillion, UML	1995-98	12	325
10.	Cory Schneider, BC	2005-07	11	313
11.	Jon Gillies, PC	2013-15	10	300

WINS (CAREER)

Rk.	Player, School	Years	W-L
1.	Scott Clemmensen, BC	1998-01	15-1
2.	John Muse, BC	2008-11	13-1
3.	Cory Schneider, BC	2005-07	10-1
4.	Kieran Millan, BU	2009-12	9-6
5.	Connor Hellebuyck, UML	2012-14	8-1
	Mike Ayers, UNH	2002-04	8-2
	Matt Yeats, Maine	2000-02	8-2
	Ryan Ruck, NU	2016-20	8-2
	Kevin Regan, UNH	2005-08	8-3
	Jake Oettinger, BU	2017-19	8-3
	John Curry, BU	2005-07	8-4
	Joseph Woll, BC	2017-19	8-4
	Sean Fields, BU	2001-04	8-6
	Danny Tirone, UNH	2015-18	8-9

WINNING PERCENTAGE (CAREER)

(minimum of five decisions)

Rk.	Player, School	Year	W-L	Win%
1.	Scott Clemmensen, BC	1998-2001	15-1	.938
2.	John Muse, BC	2008-2011	13-1	.929
3.	Cory Schneider, BC	2005-2007	10-1	.909
4.	Connor Hellebuyck, UML	2013-2014	8-1	.889
5.	Parker Milner, BC	2010-13	7-1	.875
6.	Jake Oettinger, BU	2017-19	6-1	.857
	Cayden Primeau, NU	2018-19	6-1	.857
8.	Tyler Wall, UML	2017-19	5-1	.833
	Filip Lindberg, UMA	2019-21	5-1	.833
10.	Ryan Ruck, NU	2016-20	8-2	.800
	Matt O'Connor, BU	2013-16	4-1	.800
12.	Mike Ayers, UNH	2001-04	6-2	.750

GOAL AGAINST AVERAGE (ONE TOURNAMENT)

(minimum of 100 minutes played)

Rk.	Player, School	Year	GAA
1.	Jimmy Howard, Maine	2004	0.52
2.	Cory Schneider, BC	2005	0.86
3.	Connor Hellebuyck, UML	2013	0.99
4.	Filip Lindberg, UMass	2021	1.00
5.	Derek Herlofsky, BU	1993	1.00
6.	Matt O'Connor - BU	2015	1.01
7.	Nick Ellis - PC	2016	1.01
8.	Filip Lindberg, UMass	2019	1.05
9.	Gabe Winer, UMass	2004	1.10
10.	Brody Hoffman, UVM	2015	1.12

SAVE PERCENTAGE (ONE TOURNAMENT)

(minimum of 100 minutes played)

Rk.	Player, School	Save%
1.	Jimmy Howard, Maine (2004)	.980
2.	Chris Terreri, PC (1985)	.969
3.	Gabe Winer, UMass (2004)	.967
4.	Brody Hoffman, UVM (2015)	.967
5.	Cayden Primeau, NU (2019)	.966
	Connor Hellebuyck, UML (2013)	.966
7.	Cory Schneider, BC (2005)	.964
8.	Kevin Regan, UNH (2007)	.963
9.	Connor Hellebuyck, UML (2014)	.960
10.	John Muse, BC (2008)	.959

SAVES (ONE TOURNAMENT)

Rk.	Player	Year	Games	Saves
1.	Kieran Millan, BU	2012	4	189
	Rasmus Tirronen, MC	2015	4	189
	Danny Tirone, UNH	2017	6	189
4.	Cal Petersen, ND	2015	6	181
5.	Daniel Tirone, UNH	2015	6	171
6.	Joseph Woll, BC	2019	5	164
7.	Kevin Regan, UNH	2007	4	157
8.	Chris Terreri, PC	1985	4	155
9.	Connor Hellebuyck, UML	2014	5	144
10.	John Muse, BC	2008	4	142
11.	Cayden Primeau, NU	2019	4	141
	Sean Fields, BU	2003	4	141
	Sean Maguire, BU	2013	4	141

WINS (ONE TOURNAMENT)

Rk.	Player, School	Year	Wins
1.	Ryan Ruck, NU	2016	6
2.	Cayden Primeau, NU	2019	4
	Jake Oettinger, BU	2018	4
	Tyler Wall, UML	2017	4
	Scott Clemmensen, BC	'98, '99, '01	4
	Connor Hellebuyck, UML	2013, '14	4
	Parker Milner, BC	2012	4
	John Muse, BC	2011	4
	Kieran Millan, BU	2009	4
	John Muse, BC	2008	4
	Cory Schneider, BC	2007	4
	John Curry, BU	2006	4
	Matt Yeats, Maine	2000	4
	Dan Dennis, Providence	1996	4
	Chris Terreri, Providence	1985	4
	Daniel Tirone, UNH	2015	4
	Matt O'Connor, BU	2015	4

SAVES (SINGLE GAME)

Rk.	Player, School	Date	Opp.	Rd.	Result	Saves
1.	Cal Petersen, ND	3/6/15	vs. UMass	O	L, 3-4 5OT	87
2.	Steve Mastalerz, UMA	3/6/15	at ND	O	W, 4-3 5OT	75
3.	Kieran Millan, BU	3/11/12	vs. UNH	Q	W, 5-4 2OT	68
4.	Chris Terreri, PC	3/16/85	vs. BC	F	W, 2-1 2OT	65
5.	Jimmy Howard, ME	3/19/04	vs. UMass	F	W, 2-1 3OT	63
	Rasmus Tirronen, MC	3/7/15	at NU	O	W, 2-1 2OT	63
7.	Kevin Regan, UNH	3/21/08	vs. BC	S	L, 4-5 3OT	62
	Joe Exter, MC	3/9/02	at UNH	Q	L, 4-5 OT	62
9.	Tyler Sims, PC	3/10/06	at UNH	Q	L, 1-2 2OT	59
	Gabe Winer, UMass	3/19/04	vs. Maine	F	L, 1-2 3OT	59
11.	Kevin Boyle, UML	3/18/16	vs. PC	S	W, 2-1 3OT	58
12.	Brian Regan, UMass	3/7/97	at UNH	Q	L, 1-5	55
	Tyler Sims, PC	3/11/05	at BU	Q	W, 4-1	51
14.	Jeff Levy, UNH	3/8/92	NU	Q	W, 4-2	50
	Brian Foster, UNH	3/14/10	UVM	Q	L, 0-1	50
	Casey DeSmith, UNH	3/11/12	at BU	Q	L, 4-5 2OT	50
	Rasmus Tirronen	3/14/15	at BU	Q	L, 0-5	50

HOCKEY EAST TOURNAMENT TEAM RECORDS

MISCELLANEOUS

Consecutive wins

12 - Boston College (2010-2013)
11 - Boston College (1998-2000)
10 - Boston College (2007-2009)
9 - Boston University (1994-1996)
9 - New Hampshire (2002-2004)

Consecutive losses

14 - Merrimack (1998-2010)
10 - Merrimack (1990-1997)
10 - UMass Lowell (2002-2008)
9 - UMass (1995-2000)
9 - UConn (2015-21)
8 - Boston College (1992-1996)
8 - Providence (2005-2008)
8 - UConn (2015-2018)

Most shots-on-goal by one team in one game —

Open: 91; UMass (3/6/15 at ND, 5OT)
in regulation time: 50; Merrimack (3/4/16 vs. UNH)
Qtrs: 72; New Hampshire (3/11/12 vs. BU - 2OT)
in regulation time: 60; UNH (3/7/97 vs. UMass)
Semis: 67; Boston College (3/21/08 vs. UNH - 3OT)
in regulation time: 50; Maine (3/17/95 vs. PC)
Final: 66; Boston College (3/16/85 vs. PC - 2OT)
in regulation time: 47; BC (3/11/89 vs. Maine)
47; BC (3/17/01 vs. PC)

Most shots-on-goal by both teams in one game —

Open: 169; at Notre Dame 91, UMass 78 (3/6/15 - 5OT)
in regulation time: 79; at BU 43, UMass 36 (3/5/16)
Qtrs: 127; at Boston U. 55, New Hampshire 72 (3/11/12 - 2OT)
in regulation time: 92; at UNH 58, MC 34 (3/9/02)
Semis: 116; Boston College 67, UNH 49 (3/21/03 - 3OT)
in regulation time: 82; BC 45, Lowell 37 (3/15/85)
Final: 125; Massachusetts 64, Maine 61 (3/19/04 - 3OT)
in regulation time: 83; BC 43, BU 40 (3/15/86)

Fewest shots-on-goal by one team in one game —

Open: 18; UVM (3/9/22 at PC)
Qtrs: 10; Boston University (3/11/04 at BC)
Semis: 16; Providence (3/14/86 vs. BU)
16; Vermont (3/21/08 vs. BU)
Final: 15; Providence (3/17/01 vs. BC)

Fewest shots-on-goal by both teams in one game —

Open: 51; at Vermont 23, Maine 28 (3/7/15)
Qtrs: 40; at Boston College 30, Boston University 10 (3/11/04)
40; UMass Lowell 21, Maine 19 (3/12/10)
Semis: 42; Vermont 16, Boston University 26 (3/21/08)
Final: 46; Boston College 27, Maine 19 (3/21/98)

Most shots-on-goal by one team in one period —

Open: 21; Maine (3/3/18 vs. UNH)
Qtrs: 25; Boston College (3/12/22 at NU)
Semis: 24; Boston College (3/21/08 vs. UNH)
Final: 22; Boston College (3/17/01 vs. PC)

Most shots-on-goal by both teams in one period —

Open: 35; Massachusetts 18, at Boston Univ. 13 (3/5/16)
Qtrs: 37; New Hampshire 21, Boston Univ. 16 (3/11/12)
Semis: 32; Boston College 24, New Hampshire 8 (3/21/08)
Final: 32; Boston College 19, New Hampshire 13 (3/17/07)

Fewest shots-on-goal by one team in one full period —

Open: 3; Massachusetts (3/8/15 at ND)
3; UConn (3/7/15 at UNH)
Qtrs: 1; Massachusetts (3/7/03 at Maine)
1; Boston College (3/15/08 vs. PC)
1; New Hampshire (3/10/17 at UML)
1; New Hampshire (3/11/17 at UML)
Semis: 2; Northeastern (3/15/87 vs. BC)
2; UMass Lowell (3/16/01 vs. BC)
2; Boston College (3/19/10 vs. UVM)
Final: 2; UMass Lowell (3/18/17 vs. BC)
2; UConn (3/29/22 vs. UMA)
3; Maine (3/21/98 vs. BC)

Fewest shots-on-goal by both teams in one full period —

Open: 10; at ND 7, Massachusetts 3 (3/8/15)
Qtrs: 6; New Hampshire 1, UMass Lowell 5 (3/11/17)
Semis: 9; Maine 5, UMass Lowell 4 (3/20/98)
Final: 9; UConn 2, Massachusetts 7 (3/29/22)
13; Boston College 7, New Hampshire 6 (3/20/99)
13; Northeastern 8, UMass Lowell 5 (3/19/16)

PENALTIES

Most penalties by all teams in one tournament —
227; 1993

Most penalty minutes by all teams in one tournament —
526; 1993

Most penalties by one team in one tournament —
43; Maine (1993)

Most penalty minutes by one team in one tournament —
138; Merrimack (2012)

Most penalties by one team in one game —

Open: 10; Merrimack (3/6/15 at NU)
Qtrs: 26; Merrimack (3/10/12 at Maine)
Semis: 17; Providence (3/9/88 at Maine)
Final: 13; Maine (3/10/91 vs. BU)
13; Boston University (3/20/93 vs. Maine)

Most penalty minutes by one team in one game —

Open: 41; Vermont (3/1/18 at UMass)
Qtrs: 98; Merrimack (3/10/12 vs. Maine)
Semis: 44; Lowell (3/10/88 at NU)
Final: 34; Maine (3/10/91 vs. BU)
34; Boston University (3/20/93 vs. Maine)

Most penalty minutes by one player in one game —

Open: 15; Hampus Gustafsson, MC (3/6/15 at NU)
Robbie Hennessey, PC (3/4/17 vs. UMass)
Jarrid Privitera, UVM (3/1/18 at UMass)
Qtrs: 32; Patrick Eaves, BC (3/7/03 vs. MC)
Semis: 16; Brendan Buckley, BC (3/20/98 vs. MC)
Final: 14; Eric Fenton, Maine (3/20/03 vs. BU)
14; Joe Sacco, BU (3/20/93 vs. Maine)
14; Matt Martin, Maine (3/10/91 vs. BU)

Most penalties by both teams in one game —

Open: 16; UNH (7/14) at Maine (9/29) (3/3/18)
Qtrs: 50; Merrimack at Maine (3/10/12)
Semis: 32; Providence at Maine (3/9/88)
Final: 24; Maine and Boston University (3/10/91)
24; Maine and Boston University (3/20/93)

Most penalty minutes by both teams in one game —

Open: 43; UNH (7/14) at Maine (9/29) (3/3/18)
Qtrs: 184; Merrimack at Maine (3/10/12)
Semis: 71; Boston College vs. Boston University (3/17/17)
68; Lowell at Northeastern (3/10/88)
Final: 64; Maine and Boston University (3/20/93)

Most penalties by one team in one period —

Open: 5; UConn (3/7/15 at UNH)
Qtrs: 20; Merrimack (3/7/03 at BC)
Semis: 10; Providence (3/9/88 at Maine)
Final: 9; three times
Last by Maine and Boston University (3/20/93)

Most penalty minutes by one team in one period —

Open: 22; Vermont (3/1/18 at UMass)
Qtrs: 81; Merrimack (3/7/03 at BC)
Semis: 41; Boston University (3/17/17 vs. BC)
30; Lowell (3/10/88 at NU)
30; Boston College (3/17/17 vs. BU)
Final: 26; Maine (3/10/91 vs. BU)

Most penalties by both teams in one period —

Open: 7; several, most recent UNH at ME (3/3/18)
Qtrs: 36; Merrimack at Boston College (3/7/03)
Semis: 16; Providence at Maine (3/9/88)
Final: 18; Maine and Boston University (3/20/93)

Most penalty minutes by both teams in one period —

Open: 24; Vermont at Massachusetts (3/1/18)
Qtrs: 146; Merrimack at Boston College (3/7/03)
Semis: 71; Boston College and Boston University (3/17/17)
40; Maine and Boston College (3/20/98)
Final: 48; Maine and Boston University (3/20/93)

HOCKEY EAST TOURNAMENT MISCELLANEOUS RECORDS

TEAM RAPID FIRE

Quickest two goals by one team —

Open: 0:12; Vermont (3/4/17 vs. Maine)
Qtrs: 0:08; Boston University (3/9/96 vs. UMass)
Semis: 0:10; Massachusetts (3/14/03 vs. UNH)
Final: 0:10; New Hampshire (3/20/99 vs. BC)

Quickest two goals by both teams —

Open: 0:12; Vermont (3/4/17 vs. Maine)
Qtrs: 0:08; Boston University 2, Massachusetts 0 (3/9/96)
Semis: 0:06; Maine 1, UMass Lowell 1 (3/20/98)
Final: 0:10; New Hampshire 2, Boston College 0 (3/20/99)

Quickest three goals by one team —

Open: 2:06; Northeastern (3/5/16 vs. Maine)
Qtrs: 1:01; Maine (3/3/90 vs. Lowell)
Semis: 0:44; Boston University (3/20/09 vs. UNH)
Final: 4:47; Boston College (3/17/01 vs. PC)

Quickest three goals by both teams —

Open: 1:21; New Hampshire 2, at Maine 1 (3/10/21)
Qtrs: 0:48; at Boston University 2, Northeastern 1 (3/8/97)
Semis: 1:29; Boston University 3, New Hampshire 0 (3/17/06)
Final: 1:48; Boston College 2, Merrimack 1 (3/19/11)

Quickest four goals by one team —

Open: 22:03; Maine (3/3/18 vs. UNH)
Qtrs: 3:06; Providence (3/12/99 vs. BU)
Semis: 2:54; Boston University (3/17/06 vs. UNH)
Final: 7:50; Boston University (3/15/86 vs. BC)

Quickest four goals by both teams —

Open: 6:20; UMass 4 at Notre Dame 2 (3/6/15)
Qtrs: 2:40; at Maine 2, New Hampshire 2 (3/8/96)
Semis: 2:54; Boston University 4, New Hampshire 0 (3/17/06)
Final: 4:11; Boston College 2, Maine 2 (3/20/10)

Quickest five goals by one team —

Open: 42:29; Vermont (3/3/17 vs. Maine)
Qtrs: 4:56; Providence (3/12/99 vs. BU)
Semis: 10:40; Providence (3/17/95 vs. Maine)
Final: 16:41; Boston University (3/15/86 vs. BC)

Quickest five goals by both teams —

Open: 7:51; New Hampshire 3, at Maine 2 (3/10/21)
Qtrs: 3:42; UMass Lowell 3, at Providence 2 (3/8/97)
Semis: 6:14; Maine 3, UMass Lowell 2 (3/20/98)
Final: 9:38; New Hampshire 3, Boston College 2 (3/20/99)

INDIVIDUAL RAPID FIRE

Fastest goal from the start of a game —

Open: 0:48; Thomas DiPauli, ND (3/8/15 vs. UMA)
Qtrs: 0:08; Austin Cangelosi, BC (3/10/17 vs. UVM)
Semis: 0:13; Mario Thyer, Maine (3/9/88 vs. PC)
0:15; Miles Wood, Boston College (3/18/16 vs. NU)
Final: 0:34; Rico Rossi, NU (3/14/88 vs. Maine)

Fastest goal from the start of a period —

Open: 0:12; Cory Thomas, UVM (3/2/18 at UMass)
Qtrs: 0:08; Austin Cangelosi, BC (3/10/17 vs. UVM)
Semis: 0:08; Dave Buda, NU (3/15/87 vs. BC)
Final: 0:18; Oliver Wahlstrom, BC (3/23/19 vs. NU)
0:27; Tim Sweeney, BC (3/11/89 vs. Maine)

Quickest two goals —

Open: 2:03; John Stevens, NU (3/4/17 vs. UConn)
Qtrs: 0:30; Brian Gionta, BC (3/10/01 vs. MC)
Semis: 1:41; Brian Collins, BU (3/15/02 vs. Maine)
Final: 3:34; Kent Salfi, Maine (3/14/92 vs. UNH)

Quickest three goals —

Open: 36:54; Tyler Ward, UNH (3/9/22 at BC)
Qtrs: 5:10; Andy Heinze, MC (3/4/90 vs. BC)
Semis: 23:21; David Van der Gulik, BU (3/17/06 vs. UNH)
Final: 22:50; Peter Marshall, BU (3/15/86 vs. BC)

LONGEST GAMES

Open: 1. 151:42; UMass 4 at Notre Dame 3 (3/6/15 - 5OT)
2. 95:42; Merrimack 2 at Northeastern 1 (3/7/15 - 2OT)
3. 79:56; UMass 3 vs. Vermont 2 (3/1/18 - OT)
4. 78:01; Merrimack 2 at UMass Lowell 1 (3/2/18 - OT)
5. 76:05; Vermont 3 vs. Maine 2 (3/8/15 - OT)

Qtrs: 1. 96:26; Providence 4, Boston University 3 (3/11/01 - 2OT)
2. 94:18; (New Hampshire 2, Providence 1 (3/10/06 - 2OT)
3. 90:28; (New Hampshire 6, Boston College 5 (3/12/94 - 2OT)
4. 88:34 (Maine 3, New Hampshire 2 (3/13/98 - 2OT)
5. 86:42 (Boston U. 5, New Hampshire 4 (3/11/12 - 2OT)

Semis: 1. 112:27; UMass Lowell 2, Providence 1 (3/18/16 - 3OT)
2. 100:43; Boston College 5, UNH 4 (3/21/08 - 3OT)
3. 92:00; UMass Lowell 6, Boston College 5 (3/18/21 - 2OT)
4. 89:09; Boston College 2, Maine 1 (3/18/05 - 2OT)
5. 85:00; Boston U 6, Boston College 5, (3/14/03 - 2OT)

Final: 1. 109:27; Maine 2, Massachusetts 1 (3/20/04 - 3OT)
2. 77:50; Providence 2, Boston College 1 (3/16/85 - 2OT)
3. 74:22; Boston U. 2, Boston College 1 (3/18/06 - OT)
4. 71:43; New Hampshire 1, Boston U. (3/15/03 - OT)
5. 66:58; Boston College 5, New Hampshire 4 (3/20/99 - OT)

Overall: 1. 151:42; UMass 4 at Notre Dame 3 (3/6/15 - 5OT) Open
2. 112:27; UMass Lowell 2, Providence 1 (3/18/16 - 3OT) Semis
3. 109:27; Maine 2, Massachusetts 1 (3/20/04 - 3OT) Finals
4. 100:43; Boston College 5, UNH 4 (3/21/08 - 3OT) Semis
5. 96:26; Providence 4, Boston U. 3 (3/11/01 - 2OT) Qtrs

Longest scoreless from start of game —

Open: 51:02; UConn vs. New Hampshire (3/7/15)
Qtrs: 75:52; Vermont vs. New Hampshire (3/14/10)
Semis: 47:09; Maine vs. Boston University (3/19/04)
Final: 71:43; Boston University vs. New Hampshire (3/15/03)

THE LAST TIME

A player scored four goals: Four times

Quarterfinals: Jason Krog, UNH, 3/13/99 vs. Merrimack
Marty McInnis, BC, 3/5/90 vs. Merrimack (5 goals)
Joe Sacco, BU, 3/3/90 vs. Northeastern (5 goals)
Martin Robitaille, Maine, 3/3/90 vs. Lowell

A rookie had a hat trick: Five times

Open: --
Quarterfinals: Peter Ferraro, Maine, 3/14/93 vs. Northeastern
Mario Thyer, Maine, 3/9/88 vs. Providence
Jon Morris, Lowell, 3/9/85 at New Hampshire
Semifinals: Chuck Kobasew, BC, 3/16/01 vs. UMass Lowell
Final: --
Consolation: Eric Boguniecki, UNH, 3/19/94 vs. Northeastern

A team scored 10 goals: Three times

Open: --
Quarterfinals: Maine, 16 (3/3/90 vs. Lowell)
Boston University, 14 (3/9/96 vs. UMass)
Semifinals: Maine, 11 (3/9/88 vs. Providence)
Final: --

Hockey East Tournament Records

TEAM SCORING

Most goals by one team in one tournament

30; Boston University (1996)

Most goals per game by one team in one tournament

7.50; Boston University (1996)

Fewest goals allowed per game by one team in one tournament

1.00; Maine (2004)
UMass Lowell (2013)

Most goals by one team in one game

Open: 7; Notre Dame (3/8/15 vs. UMass)
Qtrs: 16; Maine (3/3/90 vs. Lowell)
Semis: 11; Maine (3/9/88 vs. PC)
Final: 9; Boston University (3/15/86 vs. BC)

Most goals by both teams in one game

Open: 9; Boston University 5, UMass 4 (3/5/16)
Qtrs: 16; Maine 16, Lowell 0 (3/3/90)
Semis: 13; Maine 11, Providence 2 (3/9/88)
Final: 13; Boston University 9, Boston College 4 (3/15/86)
13; Boston College 7, Maine 6 (OT) (3/20/10)

Most goals by one team in one period

Open: 5; Notre Dame (3/8/15 vs. Massachusetts)
Qtrs: 7; Maine (3/3/90 vs. Lowell)
7; Providence (3/12/99 vs. BU)
Semis: 6; Boston College (3/15/87 vs. NU)
Final: 5; Boston University (3/15/86 vs. BC)

Most goals by both teams in one period

Open: 5; Notre Dame 2, Massachusetts 3 (3/6/15)
Qtrs: 7; several times
[Last known by BU and Providence (3/12/99)]
Semis: 6; several times
Last by Maine and UMass Lowell (3/20/98)
Final: 6; Boston College and Maine (3/11/90)

Most consecutive goals by one team

Open: 7; Notre Dame 7, Massachusetts 0 (3/8/15)
Qtrs: 16; Maine (3/3/90 vs. Lowell)
Semis: 7; Boston College (3/15/87 vs. NU)
Final: 5; Boston University (3/15/86 vs. BC)

Greatest goal differential in one game

Open: 7; Notre Dame 7, Massachusetts 0 (3/8/15)
Qtrs: 16; Maine 16, Lowell 0 (3/3/90)
Semis: 9; Maine 11, Providence 2 (3/9/88)
Final: 5; Boston University 9, Boston College 4 (3/15/86)

INDIVIDUAL RECORDS BY GAME/PERIOD

Most points in one game

Open: 4; twice by Boston University (3/5/16 vs. UMass)
Danny O'Regan (2g, 2a), Charlie McAvoy (4a)
John Stevens, NU (2g, 2a, 3/4/17 vs. UConn)
Qtrs: 5; several times
[Last known by Chris Kelleher, BU (3/14/98 vs. MC)]
Twice by Peter Ferraro, Maine (3/14/93 vs. NU and 3/11/94 at BU)
Semis: 5; Alex Newhook, BC (3/18/21 vs. UML - 2g, 3a)
5; Mario Thyer, Maine (3/9/88 vs. PC)
5; Brady Kramer, PC (3/17/95 vs. Maine)
Final: 4; Matt Lombardi, BC (3/20/10 vs. Maine)

Most points in one period

Open: 3; Charlie McAvoy, BU (3/5/16 vs. UMass)
Qtrs: 4; Martin Robitaille, Maine (3/3/90 vs. Lowell)
Semis: 4; Brady Kramer, PC (3/17/95 vs. Maine)
4; Chad Quenneville, PC (3/17/95 vs. Maine)
Final: 3; Brandon Hawkins, NU (3/23/19 vs. BC)

Most goals in one game

Open: 3; Tyler Ward, UNH (3/9/22 at BC)
Qtrs: 5; Joe Sacco, BU (3/3/90 vs. NU)
5; Marty McInnis, BC (3/5/90 vs. MC)
Semis: 3; several times
Last by David Van der Gulik, BU (3/17/06 vs. UNH)
Final: 3; Peter Marshall, BU (3/15/86 vs. BC)
3; Matt Lombardi, BC (3/20/10 vs. Maine)

Most goals in one period

Open: 2; several times
Last by Tyler Ward, UNH (3/9/22 at BC)
Qtrs: 4; Martin Robitaille, Maine (3/3/90 vs. Lowell)
Semis: 2; several times
Last by Alex Newhook, BC (3/18/21 vs. UML - 2nd)
Final: 2; several times
Last by Brandon Hawkins, NU (3/23/19 vs. BC)

Most assists in one game

Open: 4; Charlie McAvoy, BU (3/5/16 vs. UMass)
Qtrs: 4; several times
[Last known by Brett Motherwell, BC (3/9/07 vs. NU)]
Semis: 4; Matt Boldy, BC (3/17/21 vs. UML)
Final: 3; Jayme Filipowicz, UNH (3/20/99 vs. BC)
3; Joseph Pendenza, UML (3/22/14 vs. UNH)

Most assists in one period

Open: 3; Charlie McAvoy, BU (3/5/16 vs. UMass)
Qtrs: 3; several times
[Last by Andrew Oglevie, ND (3/11/17 vs. PC)]
Semis: 3; Chad Quenneville, PC (3/17/95 vs. Maine)
3; Nathan Gerbe, BC (3/21/08 vs. UNH)
Final: 2; several times
last by Logan Hutsko, BC (3/23/19 vs. NU)

Most saves in one period

Open: 19; Several - Last by Danny Tirone, UNH (3/3/18 at ME)
Qtrs: 21; Brian Regan, UMA (3/7/97 at UNH)
21; Joe Exter, MC (3/9/02 at UNH)
Semis: 23; Scott Clemmensen, BC (3/16/01 vs. UML)
Final: 21; Nolan Schaefer, PC (3/17/01 vs. BC)

Hockey East Tournament Records

SPECIAL TEAMS

Best power play percentage by one team in one tournament

(minimum of 10 opportunities)
61.5 (8 for 13); Maine (1994)

Best penalty-killing by one team in one tournament

(minimum of 10 opportunities)
16 for 16; Northeastern (1988)
11 for 11; Boston University (2017)
10 for 10; Massachusetts (2019)

Most power play goals by one team in one tournament

11; Maine (1990)
11; Maine (1993)
11; Boston University (1996)

Most short-handed goals by one team in one tournament

5; Boston University (1996)
4; Boston College (2017)

Most short-handed goals by all teams in one tournament

10; 1996

Most power play attempts by one team in one game

Open: 8; Northeastern (3/6/15 vs. Merrimack)
Qtrs: 11; Maine (3/3/90 vs. Lowell)
Semis: 12; New Hampshire (3/18/94 vs. UML)
Final: 7; Maine (3/10/91 vs. BU)
7; Maine (3/14/92 vs. UNH)
7; UMass Lowell (3/21/09 vs. BU)

Most power play goals by one team in one game

Open: 4; Northeastern (3/4/17 vs. UConn)
Qtrs: 8; Maine (3/3/90 vs. Lowell)
Semis: 6; Maine (3/9/88 vs. PC)
Final: 3; Providence (3/16/96 vs. Maine)

Best penalty-killing by one team in one game

Open: 7 for 7; Vermont (3/8/15 vs Maine)
Qtrs: 9 for 9; Providence (3/9/02 at BU)
Semis: 7 for 7; Northeastern (3/10/88 vs. Lowell)
Final: 7 for 7; New Hampshire (3/14/92 vs. Maine)
7 for 7; Boston University (3/21/09 vs. UML)

Most short-handed goals by one team in one game

Open: 1; Boston College (3/9/22 vs. UNH)
Merrimack (3/6/15 vs NU, OT GWG)
Massachusetts (3/7/15 vs ND)
Qtrs: 3; Boston University (3/9/96 vs. UMass)
Semis: 2; several times
Last by Merrimack (3/18/11 vs. UNH)
Final: 1; several times
Last by Boston College (3/17/01 vs. PC)

Most power play goals BY ONE PLAYER in one game —

Open: 2; John Stevens, NU (3/4/17 vs. UConn)
Qtrs: 3; Martin Robitaille, Maine (3/3/90 vs. Lowell)
3; Albie O'Connell, BU (3/14/98)
Semis: 2; David Tomlinson, BU (3/8/91 vs. PC)
2; Blake Bellefeuille, BC (3/19/99 vs. Maine)
2; Chuck Kobasew, BC (3/16/01 vs. UML)
2; Jacob Micflikier, UNH (3/17/06 vs. BU)
2; Danny O'Regan, BU (3/22/13 vs. BC)
Final: 2; Joe Hulbig, PC (3/16/96 vs. Maine)

HOCKEY EAST IN THE NCAA TOURNAMENT

Teams Chosen By Conference (1985 - 2022*)

Hockey East Association	121
Western Collegiate Hockey Association	112
Central Collegiate Hockey Association	92
ECAC Hockey	84
National Collegiate Hockey Conference	32
Atlantic Hockey	19
Big Ten	20
Other Conferences and Independents	34



Hockey East Appearances in the NCAA Tournament

School	App.	Last	Frozen 4	Runner-up	Titles	Record
Boston College	24	2021	14	5	4 ('01, '08, '10, '12)	43-26-0
Boston University	23	2021	9	3	2 (1995, 2009)	28-24-0
UConn	0	--	0	0	0	0-0-0
Maine	18	2012	11	3	2 (1993, 1999)	30-19-0
Massachusetts	4	2021	2	1	1 (2021)	8-2-0
UMass Lowell	9	2017	1	0	0	8-8-1
Merrimack	1	2011	0	0	0	0-1-0
New Hampshire	18	2013	4	2	0	13-18-0
Northeastern	7	2019	0	0	0	1-6-0
Notre Dame	3	2017	1	0	0	2-3-0
Providence	11	2019	3	1	1 (2015)	14-14-0
Vermont	3	2014	1	0	0	2-3-0
Total Hockey East	121	2021	46	15	10	149-124-1

Hockey East Programs

All-Time in the Division-I NCAA Tournament (1948 - 2021)

School	App.	Last	Frozen 4	Runner-up	Titles	Record
Boston College	36	2016	25	6	5 ('49, '01, '08, '10, '12)	49-42-0
Boston University	37	2021	22	6	5 ('71, '72, '78, '95, '09)	43-38-0
UConn	0	--	0	0	0	0-0-0
Maine	18	2012	11	3	2 ('93, '99)	30-20-0
Massachusetts	4	2019	2	1	1 (2021)	8-2-0
UMass Lowell	9	2017	1	0	0	8-8-1
Merrimack	2	2011	0	0	0	2-3-0
New Hampshire	22	2013	7	2	0	15-25-0
Northeastern	8	2019	1	0	0	3-7-1
Providence	15	2019	5	1	1 (2015)	17-20-0
Vermont	6	2014	2	0	0	3-7-0
Totals	163	2019	79	19	14	186-180-2

There was no NCAA Tournament in 2020 due to the COVID-19 Pandemic.

HOCKEY EAST IN THE NCAA TOURNAMENT

By the Numbers

Seasons: 38
NCAA Bids: 121

Championships: 10
1993 - University of Maine
1995 - Boston University
1999 - University of Maine
2001 - Boston College
2008 - Boston College
2009 - Boston University
2010 - Boston College
2012 - Boston College
2015 - Providence College
2021 - Massachusetts

Runners-up: 15
Total number of Frozen Four representatives: 46

Overall Record: 149-124-1
First Round: 58-43-1
Second Round: 55-44
Semifinals: 26-20
Championship Game: 10-15
Consolation Game: 1-2

Hockey East Regular Season Champions (42 Total):

(title was shared in 94-95, 96-97, 02-03, 15-16, 16-17 three ways)

- Overall Record in NCAA Tournament: 61-37
- 20 qualified for the Frozen Four
- 12 advanced to the NCAA Championship Game
- Five won the NCAA title

Hockey East Tournament Champions (37 Total):

- Overall Record in NCAA Tournament: 69-31
- 23 qualified for the Frozen Four
- 18 advanced to the NCAA Championship Game
- Eight won the NCAA title

Hockey East Combined Champions (17 Total):

- (won both regular season and tournament)
- Overall Record in NCAA Tournament: 36-14
 - 12 qualified for the Frozen Four
 - Nine advanced to the NCAA Championship Game
 - Five won the NCAA title

Regionals

- Since regional tournament play began in 1992, 34 of the 56 teams that have advanced to the Frozen Four from the eastern regional tournaments have been from Hockey East. Seventeen Hockey East teams have been sent to the western regionals in the same span, but only two of those have advanced to the Frozen Four.

Frozen Four

- Over the last 22 NCAA Tournaments, Hockey East has boasted 29 of the 88 Frozen Four qualifiers, the most of any conference. By comparison:

Hockey East: 29	WCHA: 20
CCHA: 15	NCHC: 13
ECACH: 8	Big Ten: 4

- At least two Hockey East teams have qualified for the Frozen Four in 14 of the conference's 37 seasons, dominating the competition in that span. By comparison:

Hockey East: 14 times
WCHA: Six times
CCHA: Six times
NCHC: Four times
ECACH: Two times
Big Ten: One time

Championship Game

- At least one Hockey East team has appeared in the National Championship Game in 20 of the last 30 years. Hockey East was represented by at least one team in the NCAA championship game in each of eight straight years from 1997 to 2004. That is the most consecutive appearances in the title game by any conference since the inception of Hockey East in 1984-85.

Hockey East has boasted 23 of the 56 teams that have advanced to the championship game since 1993.

- On three occasions (1995, 1999, 2015) the NCAA championship game featured two Hockey East squads. The only three other occurrences of this since the inception of Hockey East in 1984-85 were once each by the WCHA (2005) and ECAC (2013) and NCHC (2017).

- A Hockey East team has won the NCAA championship game in six of the last 13 National Tournaments.

1993 NCAA CHAMPIONS



1992-93 Maine Black Bears

No.	Player	Cl.	Pos.	Hometown
1	Mike Dunham	Jr.	G	Endwell, N.Y.
2	Andy Silverman	So.	D	Beverly, Mass.
3	Matt Martin	Jr.	D	Hamden, Conn.
4	Chris Imes	Jr.	D	Birchdale, Minn.
5	Jack Rodrigue	So.	D	Nashua, N.H.
6	Jason Weinrich	Jr.	D	Gardiner, Maine
9	Paul Kariya	Fr.	F	No. Vancouver, B.C.
10	Mike Latendresse	So.	F	Montreal, Que.
11	Dan Murphy	Sr.	D	Hamden, Conn.
12	Wayne Conlan	So.	F	West Haven, Conn.
13	Dave MacIsaac	So.	D	Arlington, Mass.
14	Dave LaCouture	Sr.	F	Natick, Mass.
15	Peter Ferraro	Fr.	F	Sound Beach, N.Y.
16	Patrice Tardif	Jr.	F	St. Methode, Que.
17	Chris Ferraro	Fr.	F	Sound Beach, N.Y.
18	Eric Fenton	Sr.	F	So. Portland, Maine
19	Jim Montgomery (C)	Sr.	F	Montreal, Que.
20	Brad Purdie	Fr.	F	Ormeaux, Que.
22	Kent Salfi	Sr.	F	Clifton Park, N.Y.
24	Lee Saunders	Jr.	D	Fernie, B.C.
25	Justin Tomberlin	Jr.	F	Coleraine, Minn.
26	Chuck Texiera	Jr.	F	Easton, Mass.
27	Martin Mercier	Sr.	F	Lachine, Que.
30	Garth Snow	Sr.	G	Wrentham, Mass.
31	Cal Ingraham	Jr.	F	Georgetown, Mass.
33	Greg Hirsch	Fr.	G	Chelmsford, Mass.
36	Jamie Thompson	Fr.	F	Wayland, Mass.

Head Coach:

Shawn Walsh

Assistant Coaches:

Red Gendron

Grant Standbrook

1993 NCAA Championship Game

April 3, 1993 • Bradley Center • Milwaukee, Wis.

	1	2	3	F
Maine	2	0	3	5
Lake Superior State	1	3	0	4

First Period:

Maine – Patrice Tardif (Latendresse), 0:03

Maine – Chris Ferraro (Imes, P. Ferraro), 7:10

LSSU – Mike Bachusz (Angelelli, Ness), 17:02

Second Period:

LSSU – Clayton Beddoes (unassisted), 7:01 (PP)

LSSU – John Hendry (Beddoes), 15:46

LSSU – Wayne Strachan (Hullett), 18:42

Third Period:

Maine – Jim Montgomery (Kariya), 4:19

Maine – Jim Montgomery (Imes, Kariya), 7:40

Maine – Jim Montgomery (Kariya), 8:54 (PP)

Shots on Goal:

Maine – 11-10-8 – 29

LSSU – 6-10-8 – 24

Saves:

Maine – Dunham 12, Snow 8

LSSU – Blaine Lacher 24

Penalties: Maine 5-10; LSSU 6-12

Power Plays: Maine 1 for 3; LSSU 1 for 2

Most Outstanding Player: Jim Montgomery (Maine)

1995 NCAA CHAMPIONS



1994-95 Boston University Terriers

No.	Player	Cl.	Pos.	Hometown
2	Kaj Linna	Sr.	D	Helsinki, Finland
3	Chris O'Sullivan	So.	F	Dorchester, Mass.
4	Chris Kelleher	Fr.	D	Dedham, Mass.
5	Doug Wood	Jr.	D	Sudbury, Mass.
7	Rich Brennan	Sr.	D	Guilderland, N.Y.
8	Bill Pierce	So.	F	Burlington, Mass.
9	Shawn Bates	So.	F	Medford, Mass.
10	Peter Donatelli	Fr.	F	No. Providence, R.I.
11	Bob Lachance	Jr.	F	Bristol, Conn.
12	Mike Grier	So.	F	Holliston, Mass.
14	John Hynes	Fr.	F	Warwick, R.I.
15	Mike Sylvia	Fr.	F	Newton, Mass.
16	Kenny Rausch	Sr.	F	Danbury, Conn.
17	Jay Pandolfo	Jr.	F	Burlington, Mass.
18	Chris Drury	Fr.	F	Fairfield, Conn.
19	Steve Thornton	Sr.	F	Gloucester, Ont.
20	Jeff Kealty	Fr.	D	Framingham, Mass.
21	Mike Prendergast	Sr.	F	So. Boston, Mass.
22	Matt Wright	So.	F	Belmont, Mass.
24	Jacques Joubert (C)	Sr.	F	South Bend, Ind.
26	Jon Coleman	So.	D	Canton, Mass.
27	Shane Johnson	So.	D	Brandon, Man.
30	Tom Noble	Fr.	G	Hanover, Mass.
35	Derek Herlofsky	Sr.	G	Minneapolis, Minn.

Head Coach: Jack Parker
Assistant Coaches: Bill Berglund
Mike Eruzione
Blaise MacDonald

1995 NCAA Championship Game

April 1, 1995 • Providence Civic Center • Providence, R.I.

	1	2	3	F
Boston University	1	2	3	6
Maine	0	1	1	2

First Period:

BU – Steve Thornton (unassisted), 14:57 (PP)

Second Period:

BU – Chris O'Sullivan (Thornton, Grier), 7:27

BU – Jacques Joubert (Linna, Prendergast), 9:15 (PP)

Maine – Tim Lovell (Frenette, Thompson), 14:51

Third Period:

Maine – Trevor Roenick (Rodrigue, Tory), 0:31 (PP)

BU – Mike Sylvia (Bates, Pandolfo), 5:23

BU – Chris O'Sullivan (Brennan, Grier), 8:30 (PP)

BU – Bob Lachance (Thornton), 18:47 (SH)

Shots on Goal:

BU – 11-14-14 – 39

Maine – 9-5-9 – 23

Saves:

BU – Tom Noble 21

Maine – Blair Allison 33

Penalties: BU 10-20; Maine 6-12

Power Plays: BU 3 for 4; Maine 1 for 8

Most Outstanding Player: Chris O'Sullivan (BU)

1999 NCAA CHAMPIONS



1998-99 Maine Black Bears

No.	Player	Cl.	Pos.	Hometown
2	Eric Turgeon	Fr.	D	Augusta, Maine
3	Doug Janik	Fr.	D	Agawam, Mass.
4	Peter Metcalf	Fr.	D	Pembroke, Mass.
5	Robert Ek	Jr.	D	Lulea, Sweden
7	Adam Tate	So.	D	Kanata, Ont.
10	Tuomo Jaaskelainen	So.	F	Helsinki, Finland
11	Jason Vitorino (C)	Sr.	F	Brookline, Mass.
12	Ben Guite	Jr.	F	Montreal, Que.
13	Marcus Gustafsson	Sr.	F	Knivsta, Sweden
15	Niko Dimitrakos	Fr.	F	Somerville, Mass.
16	Dan Kerluke	So.	F	Brampton, Ont.
17	Bobby Stewart (C)	Sr.	F	Ft. McMurray, Alb.
18	Steve Kariya (C)	Sr.	F	No. Vancouver, B.C.
21	Matthias Trattnig	So.	F	Graz, Austria
24	Jim Leger	Jr.	F	Saugus, Mass.
25	David Cullen (C)	Sr.	D	St. Catharines, Ont.
26	A.J. Begg	Fr.	F	Vancouver, B.C.
27	Ed Wood	Fr.	F	Thompson, Man.
29	Anders Lundback	So.	F	Lulea, Sweden
30	Mike Morrison	Fr.	G	Exeter, N.H.
31	Brendan Walsh	Jr.	F	Dorchester, Mass.
32	Magnus Lundback	So.	F	Lulea, Sweden
33	Alfie Michaud	Jr.	G	Selkirk, Man.
37	Barrett Heisten	Fr.	F	Anchorage, Alaska
39	Cory Larose	So.	F	Campbellton, N.B.

Head Coach:

Assistant Coaches:

Shawn Walsh

Nate Leaman

Gene Reilly

Grant Standbrook

1999 NCAA Championship Game

April 3, 1999 • Arrowhead Pond • Anaheim, Calif.

	1	2	3	OT	F
Maine	1	1	0	1	3
New Hampshire	0	1	1	0	2

First Period:

Maine – Ben Guite (Vitorino, Kerluke), 15:47 (PP)

Second Period:

Maine –a Niko Dimitrakos (Cullen, Metcalf), 4:10

UNH – Darren Haydar (Souza, Conklin), 15:58

Third Period:

UNH – Mike Souza (Krog, Haydar), 3:33

Overtime:

Maine – Marcus Gustafsson (Larose), 10:50

Shots on Goal:

Saves:

Maine – 12-11-7-9 – 36 Maine – Alfie Michaud 46


UNH – 16-19-8-5 – 48 UNH – Ty Conklin 36

Penalties: Maine 8-16; UNH 9-26

Power Plays: Maine 1 for 7; UNH 0 for 7

Most Outstanding Player: Alfie Michaud (Maine)

2001 NCAA CHAMPIONS



2000-01 BOSTON COLLEGE EAGLES

No.	Player	Cl.	Pos.	Hometown
1	Tim Kelleher	So.	G	Belmont, Mass.
2	Bobby Allen	Sr.	D	Hull, Mass.
4	Brooks Orpik	Jr.	D	East Amherst, N.Y.
5	Bill Cass	So.	D	Hingham, Mass.
6	Marty Hughes	Sr.	F	Hicksville, N.Y.
7	Rob Scuderi	Sr.	D	Bethpage, N.Y.
8	Anthony D'Arpino	So.	D	Johnston, R.I.
10	Jeff Giuliano	Jr.	F	Nashua, N.H.
11	Krys Kolanos	So.	F	Calgary, Alb.
12	Brian Gionta (C)	Sr.	F	Rochester, N.Y.
13	Tony Voce	Fr.	F	Philadelphia, Pa.
14	Ty Hennes	Fr.	F	Kent, Wash.
15	Ales Dolinar	Jr.	F	East Northport, N.Y.
17	A.J. Walker	So.	F	Faribault, Minn.
18	Mark McLennan	Sr.	F	Kanata, Ont.
19	Chuck Kobasew	Fr.	F	Osoyoos, B.C.
20	Joe Schuman	Fr.	D	Bloomington, Minn.
22	Ben Eaves	Fr.	F	Faribault, Minn.
23	J.D. Forrest	Fr.	D	Auburn, N.Y.
24	Brett Peterson	Fr.	D	Northborough, Mass.
25	Justin Dziama	Fr.	F	Natick, Mass.
27	Mike Lephart	Sr.	F	Niskayuna, N.Y.
28	Dan Sullivan	Sr.	D	So. Windsor, Conn.
29	Tom Egan	So.	G	Rye, N.Y.
30	Scott Clemmensen	Sr.	G	Urbandale, Iowa

Head Coach: Jerry York
Assistant Coaches: Mike Cavanaugh
 Jim Logue
 Scott Paluch

2001 NCAA Championship Game

April 7, 2001 • Pepsi Arena • Albany, NY

	1	2	3	OT	F
Boston College	0	2	0	1	3
North Dakota	0	0	2	0	2

First Period:

No scoring

Second Period:

BC – Chuck Kobasew (Giuliano), 5:26 (PP)

BC – Mike Lephart (Forrest, Allen), 8:50

Third Period:

UND – Tim Skarperud (Roche, Lundbohm), 16:18 (PP)

UND – Wes Dorey (Schneekloth, Lundbohm), 19:24

Overtime:

BC – Krys Kolanos (Voce, Kobasew), 4:43

Shots on Goal:

BC – 9-12-7-3 – 31

UND – 9-9-16-3 – 37

Saves:

BC – Scott Clemmensen 35

UND – Karl Goehring 28

Penalties: BC 7-14; UND 7-14

Power Plays: BC 1 for 7; UND 1 for 7

Most Outstanding Player: Chuck Kobasew (BC)

2008 NCAA CHAMPIONS



2007-08 Boston College Eagles

No.	Player	Cl.	Pos.	Hometown
1	John Muse	Fr.	G	East Falmouth, Mass.
2	Anthony Aiello	Jr.	D	Braintree, Mass.
4	Mike Brennan (C)	Sr.	D	Smithtown, N.Y.
5	Tim Filangieri	Jr.	D	Islip Terrace, N.Y.
6	Tim Kunes	Jr.	D	Huntington, N.Y.
7	Carl Sneep	So.	D	Nisswa, Minn.
9	Nathan Gerbe	Jr.	F	Oxford, Mich.
10	Ryan Hayes	Fr.	F	Syracuse, N.Y.
11	Joe Adams	Sr.	F	Wayzata, Minn.
12	Ben Smith	So.	F	Avon, Conn.
13	Pat Gannon	Sr.	F	Arlington, Mass.
14	Matt Greene (A)	Sr.	F	Plymouth, Mass.
15	Joe Whitney	Fr.	F	Reading, Mass.
17	Brian Gibbons	Fr.	F	Braintree, Mass.
18	Kyle Kucharski	Jr.	F	Saugus, Mass.
19	Brock Bradford	Jr.	F	Burnaby, B.C.
20	Joseph Ehiorobo	So.	F	Farmingdale, Maine
21	Benn Ferriero	Jr.	F	Essex, Mass.
22	Dan Bertram (A)	Sr.	F	Calgary, Alb.
24	Matt Lombardi	So.	F	Milton, Mass.
25	Matt Price	So.	F	Milton, Ont.
26	Nick Petrecki	Fr.	D	Clifton Park, N.Y.
27	Andrew Orpik	Jr.	F	East Amherst, N.Y.
28	Corey Griffin	So.	F	Hingham, Mass.
29	Alex Kremer	So.	G	Darien, Conn.
30	Andrew Margolin	Fr.	G	Mahwah, N.J.

Head Coach:

Associate Head Coach:

Assistant Coaches:

Jerry York

Mike Cavanaugh

Greg Brown

Jim Logue

2008 NCAA Championship Game

April 12, 2008 • Pepsi Center • Denver, Colo.

	1	2	3	F
Boston College	0	3	1	4
Notre Dame	0	1	0	1

First Period:

No Goals

Second Period:

BC - Nathan Gerbe (Gibbons, Smith), 2:23

BC - Nathan Gerbe (Smith, Bertram), 5:37

BC - Joe Whitney (Gerbe, Ferriero), 8:11

ND - Kevin Deeth (Lawson, Cole), 9:07

Third Period:

BC - Ben Smith (Gerbe, Gibbons), 5:31

Shots on Goal:

BC - 7-11-5 - 23

ND - 5-8-8 - 21

Saves:

BC - John Muse 20

ND - Jordan Pearce 19

Penalties: BC 8-16; ND 5-10

Power Plays: BC 2 for 5; ND 0 for 8

Most Outstanding Player: Nathan Gerbe (BC)

2009 NCAA CHAMPIONS



2008-09 Boston University Terriers

No.	Player	Cl.	Pos.	Hometown
2	Eric Gryba	Jr.	D	Saskatoon, Sask.
3	Kevin Shattenkirk	So.	D	New Rochelle, N.Y.
4	Ryan Ruikka	Fr.	D	Chelsea, Mich.
5	David Warsofsky	Fr.	D	Marshfield, Mass.
6	Joe Pereira	So.	F	West Haven, Conn.
7	Brian Strait (A)	Jr.	D	Waltham, Mass.
8	Steve Smolinsky	Sr.	F	Plymouth, Mass.
9	Corey Trivino	Fr.	F	Toronto, Ont.
10	Chris Higgins	Sr.	F	Lynnfield, Mass.
11	Zach Cohen	Jr.	F	Schaumburg, Ill.
12	Chris Connolly	Fr.	F	Duluth, Minn.
13	Nick Bonino	So.	F	Unionville, Conn.
14	Andrew Glass	Fr.	F	Wrentham, Mass.
15	John McCarthy (C)	Sr.	F	Andover, Mass.
16	Kevin Gilroy	Fr.	F	North Bellmore, N.Y.
17	Victor Saponari	So.	F	Powder Springs, Ga.
18	Brandon Yip	Sr.	F	Maple Ridge, B.C.
21	Jason Lawrence	Sr.	F	Saugus, Mass.
22	Russ Gaudet	Fr.	F	Burlington, Mass.
25	Colby Cohen	So.	D	Villanova, Pa.
26	Luke Popko	Jr.	F	Skillman, N.J.
27	Vinny Saponari	Fr.	F	Powder Mills, Ga.
31	Kieran Millan	Fr.	G	Edmonton, Alb.
32	Adam Kraus	So.	G	Irving, Texas
33	Colin Wilson	So.	F	Winnipeg, Man.
35	Grant Rollheiser	Fr.	G	Chilliwack, B.C.
97	Matt Gilroy (C)	Sr.	D	North Bellmore, N.Y.

Head Coach: Jack Parker
Associate Head Coach: David Quinn
Assistant Coaches: Mike Bavis
Mike Geragosian

2009 NCAA Championship Game

April 11, 2009 • Verizon Center • Washington, D.C.

	1	2	3	OT	F
Miami	1	2	0	0	3
Boston Univeristy	1	0	2	1	4

First Period:

BU -- Chris Connolly (Warsofsky, Gryba), 15:15

Second Period:

MIA -- Gary Steffes (Miele, Palmer), 2:01

Third Period:

MIA -- Tommy Wingels (Camper), 12:31
MIA -- Trent Vogelhuber (Kaufman), 15:52
BU -- Zach Cohen (Bonino, Brandon Yip), 19:00
BU -- Nick Bonino (Gilroy, Higgins), 19:42

Overtime:

BU -- Colby Cohen (Shattenkirk, Connolly), 11:47

Shots on Goal:

MIA -- 10-9-9-4 -- 32
BU -- 9-7-7-9 -- 32

Saves:

MIA -- Cody Reichard- 28
BU -- Kieran Millan- 29

Penalties: Miami 3-6; BU 8-16

Power Plays: Miami 0-7; BU 0-2

Most Outstanding Player: Colby Cohen (BU)

2010 NCAA CHAMPIONS



2009-10 Boston College Eagles

No.	Player	Cl.	Pos.	Hometown
1	John Muse	Jr.	G	East Falmouth, Mass.
2	Brian Dumoulin	Fr.	D	Biddeford, Maine
4	Tommy Cross	So.	D	Simsbury, Conn.
5	Philip Samuelsson	Fr.	D	Scottsdale, Ariz.
6	Patrick Wey	Fr.	D	Pittsburgh, Pa.
7	Carl Sneep	Sr.	D	Nisswa, Minn.
8	Edwin Shea	So.	D	Shrewsbury, Mass.
9	Barry Almeida	So.	F	Springfield, Mass.
10	Jimmy Hayes	So.	F	Dorchester, Mass.
11	Pat Mullane	Fr.	F	Wallingford, Conn.
12	Ben Smith	Sr.	F	Avon, Conn.
13	Cam Atkinson	So.	F	Greenwich, Conn.
14	Brooks Dyroff	Fr.	F	Boulder, Col.
15	Joe Whitney	Jr.	F	Reading, Mass.
17	Brian Gibbons	Jr.	F	Braintree, Mass.
19	Chris Kreider	Fr.	F	Boxford, Mass.
21	Steven Whitney	Fr.	F	Reading, Mass.
22	Paul Carey	So.	F	Weymouth, Mass.
23	Malcolm Lyles	So.	D	Miami Gardens, Fla.
24	Matt Lombardi	Sr.	F	Milton, Mass.
25	Matt Price	Sr.	F	Milton, Ont.
27	Patch Alber	Fr.	D	Clifton Park, N.Y.
28	Tommy Atkinson	So.	F	Greenwich, Conn.
30	Chris Venti	So.	G	Needham, Mass.
35	Parker Milner	Fr.	G	Pittsburgh, Pa.

Head Coach:

Associate Head Coach:

Assistant Coaches:

Jerry York

Mike Cavanaugh

Greg Brown

Jim Logue

2010 NCAA CHAMPIONSHIP GAME

April 10, 2010 • Ford Field • Detroit, Mich.

	1	2	3	F
Boston College	1	0	4	5
Wisconsin	0	0	0	0

First Period:

BC - Ben Smith (S. Whitney, J. Whitney), 12:57

Second Period:

No Scoring

Third Period:

BC - Cam Atkinson (J. Whitney, Gibbons), 1:38

BC - Jimmy Hayes (Hayes, Samuelsson), 3:40

BC - Cam Atkinson (Gibbons, J. Whitney), 7:20

BC - Matt Price (unassisted), 15:29

Shots on Goal:

BC - 12-6-8 - 26

WIS - 5-9-6 - 20

Saves:

BC - John Muse 20


WIS - Scott Gudmandson 21

Penalties: BC 4-8; WIS 6-12

Power Plays: BC 2-5; WIS 0-3

Most Outstanding Player: Ben Smith (BC)

2012 NCAA CHAMPIONS



2011-12 Boston College Eagles

No.	Player	Cl.	Pos.	Hometown
1	Brian Billett	Fr.	G	Brunswick, Maine
2	Brian Dumoulin	Jr.	D	Biddeford, Maine
3	Patch Alber	Jr.	D	Clifton Park, N.Y.
4	Tommy Cross (C)	Sr.	D	Simbury, Conn.
5	Mark Begert	Fr.	D	West Vancouver, B.C.
6	Patrick Wey	Jr.	D	Pittsburgh, Pa.
7	Isaac MacLeod	So.	D	Nelson, B.C.
8	Edwin Shea	Sr.	D	Shrewsbury, Mass.
9	Barry Almeida (A)	Sr.	F	Springfield, Mass.
10	Danny Linell	Fr.	F	Great Neck, N.Y.
11	Pat Mullane	Jr.	F	Wallingford, Conn.
12	Kevin Hayes	So.	F	Dorchester, Mass.
13	Johnny Gaudreau	Fr.	F	Carneys Point, N.J.
14	Brooks Dyroff	Jr.	F	Boulder, Col.
15	Cam Spiro	Fr.	F	Hingham, Mass.
17	Destry Straight	Fr.	F	West Vancouver, B.C.
18	Michael Sit	Fr.	F	Edina, Minn.
19	Chris Kreider	Jr.	F	Boxford, Mass.
21	Steven Whitney	Jr.	F	Reading, Mass.
22	Paul Carey (A)	Sr.	F	Weymouth, Mass.
23	Patrick Brown	So.	F	Bloomfield Hills, Mich.
24	Bill Arnold	So.	F	Needham, Mass.
27	Quinn Smith	Fr.	F	Fairfield, Conn.
28	Tommy Atkinson	Sr.	F	Greenwich, Conn.
30	Chris Venti	Sr.	G	Needham, Mass.
35	Parker Milner	Jr.	G	Pittsburgh, Pa.

Head Coach:

Jerry York

Associate Head Coach:

Mike Cavanaugh

Assistant Coaches:

Greg Brown

Jim Logue

2012 NCAA CHAMPIONSHIP GAME

April 7, 2012 • TB Times Forum • Tampa, Fla.

	1	2	3	F
Ferris State	1	0	0	1
Boston College	2	0	2	4

First Period:

BC - Steven Whitney - 15 (Almeida), 3:18

FSU- Garrett Thompson - 11 (Huff, Ouellette), 5:19

BC- Paul Carey - 18 (Dumoulin, Mullane), 10:33 (PP)

Second Period:

No Scoring

Third Period:

BC- Johnny Gaudreau - 21 (Hayes, Wey), 16:58

BC- Steven Whitney- 16 (Arnold), 18:57

Shots on Goal:

FSU - 7-15-6 - 28

BC - 8-14-15 - 37

Saves:

FSU - Taylor Nelson 33

BC - Parker Milner 27

Penalties: FSU 4-8; BC 5-10

Power Plays: FSU 0-4; BC 1-3

Most Outstanding Player: Parker Milner (BC)

2015 NCAA CHAMPIONS



2015 Providence College Friars

No.	Name	Cl.	Pos.	Hometown
1	Brendan Leahy	So.	G	Reading, Massachusetts
2	Logan Day	Fr.	D	Seminole, Florida
3	John Gilmour	Jr.	D	Montreal, Quebec
4	Mark Adams	Sr.	D	Boxford, Massachusetts
5	Kyle McKenzie	So.	D	Aston, Pennsylvania
6	Tom Parisi	Jr.	D	Commack, New York
7	Drew Brown	Sr.	F	Grass Lake, Michigan
9	Trevor Mingoia	Jr.	F	Fairport, New York
10	Mark Jankowski	Jr.	F	Dundas, Ontario
11	Niko Rufo	So.	F	Stoneham, Massachusetts
12	Stefan Demopoulos	Sr.	F	La Mesa, California
14	Ross Mauermann	Sr.	F	Janesville, Wisconsin
15	Steven McParland	Jr.	F	Schreiber, Ontario
16	Anthony Florentino	So.	D	West Roxbury, Massachusetts
17	Brooks Behling	Jr.	F	Pittsburgh, Pennsylvania
18	Nick Saracino	Jr.	F	St. Louis, Missouri
19	Jake Walman	Fr.	D	Toronto, Ontario
20	Shane Luke	Sr.	F	Dauphin, Manitoba
21	Kevin Rooney	Jr.	F	Canton, Massachusetts
22	Brandon Tanev	Jr.	F	Toronto, Ontario
23	Truman Reed	Fr.	D	Anchorage, Alaska
24	Noel Acciari	Jr.	F	Johnston, Rhode Island
25	Robbie Hennessey	Fr.	F	Garnet Valley, Pennsylvania
26	Brian Pinho	Fr.	F	North Andover, Massachusetts
27	Josh Monk	So.	D	Langley, British Columbia
28	Alex Cromwell	Fr.	F	McKinney, Texas
29	Conor MacPhee	So.	F	Windham, New Hampshire
32	Jon Gillies	Jr.	G	South Portland, Maine
35	Nick Ellis	So.	G	Millersville, Maryland

Head Coach: Nate Leaman
Associate Head Coach: Steve Miller
Assistant Coach: Kris Mayotte

2015 NCAA Championship Game

April 11, 2015 • TD Garden • Boston, Mass.

	1	2	3	F
Providence	1	1	2	4
Boston University	2	1	0	3

First Period:

Prov – Anthony Florentino (Acciari, Luke), 9:25

BU – Ahti Oksanen, 12:50

BU – Danny O'Regan (Eichel), 12:54

Second Period:

Prov – Mark Jankowski (Mingoia, Mauermann), 4:29 (PP)

BU – Cason Hohmann (Oksanen), 11:36

Third Period:

Prov – Tom Parisi, 11:24

Prov – Brandon Tanev (Rooney), 13:43

Shots on Goal:

Prov – 6-17-20 – 43

BU – 18-22-12 – 52

Saves:

Prov – Gillies 49


BU – O'Connor 39

Penalties: Providence 1-2; BU 3-6

Power Plays: Providence 1 for 3; BU 0 for 1

Most Outstanding Player: Jon Gillies - Providence

2021 NCAA CHAMPIONS



2021 Massachusetts Minutemen

No.	Name	Cl.	Pos.	Hometown
1	Zac Steigmeyer	Sr	G	Ludlow, Mass.
2	Marc Del Gaizo	Jr	D	Basking Ridge, N.J.
3	Ty Farmer	Jr	D	O'Fallon, Mo.
4	Matthew Kessel	So	D	Bloomfield Hills, Mich.
5	Linden Alger	Fr	D	Centerville, Mass.
6	Kolby Vegara	Jr	D	Malden, Mass.
7	Cal Kiefiuk	So	F	Macomb, Mich.
8	Bobby Trivigno	Jr	F	Setauket, N.Y.
10	Josh Lopina	Fr	F	Minooka, Ill.
11	Carson Gicewicz	Sr	F	Orchard Park, N.Y.
12	Garrett Wait	Jr	F	Edina, Minn.
13	Reed Lebster	So	F	Grand Rapids, Mich.
15	Oliver MacDonald	Fr	F	Grosse Pointe, Mich.
17	Phillip Lagunov	Sr	F	Hamilton, Ont.
18	Jake Gaudet	Sr	F	Ottawa, Ont.
19	Ryan Sullivan	Fr	F	Grosse Pointe, Mich.
20	Oliver Chau	Sr	F	Oakville, Ont.
22	Jerry Harding	So	F	Canton, Mass.
23	Gianfranco Cassaro	So	D	Nobleton, Ont.
24	Zac Jones	So	D	Glen Allen, Va.
25	Aaron Bohlinger	Fr	D	Walden, N.Y.
26	Colin Felix	Jr	D	Ocean City, N.J.
27	Anthony Del Gaizo	Jr	F	Basking Ridge, N.J.
28	Eric Faith	So	F	Carp, Ont.
29	George Mika	Sr	F	Naples, Fla.
31	Matt Murray	Sr	G	St. Albert, Alta.
32	Henry Graham	Fr	G	Manhattan, N.Y.
35	Filip Lindberg	Jr	G	Espoo, Finland

Head Coach: Greg Carvel
Associate Head Coach: Ben Barr
Associate Head Coach: Jared DeMichiel

2021 NCAA Championship Game

April 10, 2021 • PPG Paints Arena • Pittsburgh, Pa.

	1	2	3	F
St. Cloud State	0	0	0	0
Massachusetts	2	2	1	5

First Period:

UMass (GW) – Aaron Bohlinger (Ryan Sullivan, Ty Farmer), 7:26

UMass – Reed Lebster (Cal Kiefiuk), 18:56

Second Period:

UMass (SH) – Philip Lagunov, 5:10

UMass (PP) – Matthew Kessel (Oliver Chau, Jake Gaudet), 13:45

Third Period:

UMass – Bobby Trivigno (Lebster), 6:00

Shots on Goal:

SCSU – 3-12-10 -- 25
UMass – 7-6-9 -- 22

Saves:

SCSU – David Hrenak 17
UMass – Filip Lindberg 25

Penalties: SCSU 2-4; UMass 3-6

Power Plays: SCSU 0 for 3; UMass 1 for 2

Most Outstanding Player: Bobby Trivigno, UMass

NCAA TOURNAMENT RESULTS

Season	Opening Round	Quarterfinals	Semifinals	Championship	Consolation
1985	--	BC def. Minnesota (5-7, 4-1) PC def. MSU (2-3, 4-2)	PC def. BC (4-3 3 OT)	RPI def. PC (2-1)	UMD def. BC (7-6 OT)
1986	--	Minnesota def. BU (6-4, 5-3) MSU def. BC (6-4, 4-2)	--	--	--
1987	--	Minnesota def. BC (4-1, 2-3) Michigan State def. ME (6-2, 5-3)	--	--	--
1988	MC def. NU (3-5, 7-3) Wisconsin def. UML (7-1, 4-4)	ME def. Bowling Green (5-1, 4-3)	Lake Superior def. ME (6-3)	--	ME def. Minnesota (5-2)
1989	PC def. NMU (5-9, 4-2, 2-0) BC def. Bowling Green (8-5, 4-2)	ME def. PC (6-8, 3-2, 4-3 2OT) MSU def. BC (3-6, 7-2, 5-4 OT)	Minnesota def. ME (7-4)	--	MUS def. ME (7-4)
1990	ME def. Bowling Green (8-4, 5-2) BU def. UND (5-8, 5-3, 5-0)	BC def. Minnesota (4-2, 1-2, 6-1) Wisconsin def. ME (7-3, 4-3 OT) BU def. MSU (3-6, 5-3, 5-3)	Wisconsin def. BC (2-1) Colgate def. BU (3-2)	--	--
1991	Minnesota def. PC (3-4, 8-4, 8-3) UAA def. BC (3-2, 3-1)	ME def. Minnesota (4-0, 5-0) BU def. Michigan (4-1, 8-1)	NMU def. ME (5-3) BU def. Clarkson (7-3)	NMU def. BU (8-7 3OT)	--
1992	MSU def. BU (4-2) Wisconsin def. UNH (4-2)	MSU def. ME (3-2)	--	--	--
Season	Opening Round	Regional Finals	Semifinals	Championship	
1993	--	ME def. Minnesota (6-2) BU def. NMU (4-1)	Lake Superior def. BU (6-1) ME def. Michigan (4-3 OT)	ME def. Lake Superior (5-4)	
1994	UNH def. RPI (2-0) UML def. MSU (4-3) Lake Superior def. NU (6-5 OT)	BU def. Wisconsin (4-1) Harvard def. UNH (7-1) Minnesota def. UML (2-1 2OT)	BU def. Minnesota (4-1)	Lake Superior def. BU (9-1)	
1995	Denver def. UNH (9-2)	BU def. Lake Superior (6-2) ME def. Denver (4-2)	BU def. Minnesota (7-3) ME def. Michigan (4-3 OT)	BU def. ME (6-2)	
1996	Minnesota def. PC (5-1) UML def. MSU (6-2)	BU def. Clarkson (3-2) Colorado College def. UML (5-3)	Michigan def. BU (4-0)	--	
1997	Colorado College def. UNH (3-2)	BU def. Denver (4-3 OT)	BU def. Michigan (3-2)	UND def. BU (6-4)	
1998	UNH def. Wisconsin (7-4)	BC def. Colorado College (6-1) UNH def. BU (4-3 OT)	Michigan def. UNH (4-0) BC def. Ohio State (5-2)	Michigan def. BC (3-2 OT)	
1999	ME def. Ohio State (4-2) BC def. NMU (2-1)	ME def. Clarkson (7-2) UNH def. Michigan (2-1 OT) BC def. UND (3-1)	UNH def. MSU (5-3) ME def. BC (2-1 OT)	ME def. UNH (3-2 OT)	
2000	Niagara def. UNH (4-1) BC def. MSU (6-5 OT) BU def. St. Cloud State (5-3)	ME def. Michigan (5-2) BC def. Wisconsin (4-1) St. Lawrence def. BU (4-2 4OT)	UND def. ME (2-0) BC def. St. Lawrence (4-2)	UND def. BC (4-2)	
2001	ME def. Minnesota (5-4 OT) Wisconsin def. PC (4-1)	BC def. ME (3-1)	BC def. Michigan (4-2)	BC def. UND (3-2 OT)	
2002	ME def. Harvard (4-3 OT)	ME def. BU (4-3) UNH def. Cornell (4-3)	ME def. UNH (7-2)	Minnesota def. ME (4-3 OT)	
2003	BU def. Harvard (6-4) UNH def. St. Cloud State (5-2) BC def. Ohio State (1-0) Michigan def. ME (2-1)	UNH def. BU (3-0) Cornell def. BC (2-1 2OT)	UNH def. Cornell (3-2)	Minnesota def. UNH (5-1)	
2004	ME def. Harvard (5-4) BC def. Niagara (5-2) Michigan def. UNH (4-1)	ME def. Wisconsin (2-1 OT) BC def. Michigan (3-2 OT)	ME def. BC (2-1)	Denver def. ME (1-0)	
2005	BC def. Mercyhurst (5-4) UND def. BU (4-0) Minnesota def. ME (1-0 OT) UNH def. Harvard (3-2 OT)	Denver def. UNH (4-2) UND def. BC (6-3)	--	--	

NCAA TOURNAMENT RESULTS

Season	Opening Round	Regional Finals	Semifinals	Championship
2006	BU def. Nebraska Omaha (9-2) BC def. Miami (5-0) ME def. Harvard (6-1) Michigan State def. UNH (1-0)	BC def. BU (5-0) ME def. MSU (5-4)	BC def. UND (6-5) Wisconsin def. ME (5-2)	Wisconsin def. BC (2-1)
2007	UMass def. Clarkson (1-0 OT) BC def. St. Lawrence (4-1) ME def. St. Cloud State (4-1) Michigan State def. BU (5-1) Miami def. UNH (2-1)	BC def. Miami (4-0) ME def. UMass (3-1)	BC def. UND (6-4) MSU def. ME (4-2)	MSU def. BC (3-1)
2008	Notre Dame def. UNH (7-3) BC def. Minnesota (5-2)	BC def. Miami (4-3 OT)	BC def. UND (6-1)	BC def. Notre Dame (4-1)
2009	BU def. Ohio State (8-3) UNH def. North Dakota (6-5 OT) UVM def. Yale (4-1) Cornell def. NU (3-2)	BU def. UNH (2-1) UVM def. Air Force (2OT)	BU def. UVM (5-4)	BU def. Miami (4-3 OT)
2010	BC def. Alaska (3-1) UNH def. Cornell (6-2) Wisconsin def. UVM (3-2)	BC def. Yale (9-7) RIT def. UNH (6-2)	BC def. Miami (7-1)	BC def. Wisconsin (5-0)
2011	UNH def. Miami (3-1) Notre Dame def. MC (4-3 OT) Colorado College def. BC (8-4)	Notre Dame def. UNH (2-1)	--	--
2012	UML def. Miami (4-3 OT) BC def. Air Force (2-0) Minnesota def. BU (7-3) UMD def. ME (5-2)	BC def. UMD (4-0) Union def. UML (4-2)	BC def. UND (6-1)	BC def. Ferris State (4-1)
2013	UML def. Wisconsin (6-1) Union def. BC (5-1)	UML def. UNH (2-0)	Yale def. UML (3-2 OT)	--
2014	UML def. Minn. State (2-1) BC def. Denver (6-2) PC def. Quinnipiac (4-0) Union def. UVM (5-2) St. Cloud State def. ND (4-3 OT)	BC def. UML (4-3) Union def. PC (3-1)	Union def. BC (5-4)	--
2015	BU def. Yale (3-2 OT) PC def. Miami (7-5) Denver def. BC (5-2)	BU def. UMD (3-2) PC def. Denver (4-1)	BU def. UND (5-3) PC def. Omaha (4-1)	PC def. BU (4-3)
2016	UML def. Yale (2-1) BC def. Harvard (4-1) Denver def. BU (7-2) NoDak def. NU (6-2) Michigan def. ND (3-2 OT) UMD def. PC (2-1 2OT)	BC def. UMD (3-2) Quinnipiac def. UML (4-1)	Quinnipiac def. BC (3-2)	--
2017	ND def. Minnesota (3-2) UML def. Cornell (5-0) BU def. UND (4-3 2OT) Harvard def. PC (3-0)	ND def. UML (3-2 OT) UMD def. BU (3-2 OT)	Denver def. ND (6-1)	--
2018	BU def. Cornell (3-1) PC def. Clarkson (1-0) Michigan def. NU (3-2)	Michigan def. BU (6-3) Notre Dame def. PC (2-1)	--	--
2019	UMA def. Harvard (4-0) PC def. Minn. State (6-3) Cornell def. NU (5-1)	UMA def. Notre Dame (4-0) PC def. Cornell (4-0)	UMA def. Denver (4-3 OT) UMD def. PC (4-1)	UMD def. UMA (3-0)
2020	No NCAA Tournament was held due to the COVID-19 pandemic.			
2021	UMA def. Lake Superior St. (5-1) St. Cloud St. def. BU (6-2) BC vs. Notre Dame (No Contest)	UMA def. Bemidji St. (4-0) St. Cloud St. def. BC (4-1)	UMA def. UMD (3-2 OT)	UMA def. St. Cloud (5-0)

FROZEN FOUR ALL-TOURNAMENT TEAM SELECTIONS

Year	Goalie	Forwards	Defenseemen
1985	Chris Terreri* - PC*		
1988		David Capuano - Maine	
1991		Tony Amonte -BU Jean Yves-Roy - Maine	
1993	Garth Snow - Maine	Jim Montgomery* - Maine Paul Kariya - Maine Chris Imes - Maine	
1994		Tony Amonte - BU Jean Yves-Roy - Maine	
1995	Blair Allison -Maine	Chris O'Sullivan* - BU Shawn Bates - BU Dan Shermerhorn - Maine	Chris Imes - Maine Kaj Linna - BU
1997		Chris Drury - BU	Tom Poti -BU
1998		Marty Reasoner - BC	Mike Mottau - BU
1999	Alfie Michaud* - Maine	Niko Dimitrakos - Maine Jason Krog - UNH Mike Souza - UNH	David Cullen - Maine Jayme Filipowicz - UNH
2000		Jeff Farkas - BC	Mike Mottau -BC
2001	Scott Clemmensen -BC	Chuck Kobasew* - BC Krys Kolanos - BC	Rob Scuderi - BC
2002		Robert Liscak -Maine	Peter Metcalf - Maine Michael Schutte - Maine
2003		Nathan Martz - UNH Steve Saviano -UNH	
2004		Dustin Penner - Maine	Prestin Ryan - Maine
2006		Chris Collins - BC	Brett Motherwell - BC
2007		Brian Boyle - BC Nathan Gerbe - BC	
2008	John Muse - BC	Nathan Gerbe* - BC Ben Smith - BC	Mike Brennan - BC
2009	Kieran Millan -BU	Nick Bonino - BU Colin Wilson - BU	Colby Cohen - BU
2010	John Muse - BC	Ben Smith* - BC Cam Atkinson - BC Joe Whitney - BC	Brian Dumoulin - BC
2012	Parker Milner - BC	Paul Carey - BC Steven Whitney - BC	Brian Dumoulin - BC
2015	Jon Gillies* - PC	Mark Jankowski - PC Jack Eichel - BU Athi Oksanen - BU	Anthony Florentino - PC Matt Grzelcyk - BU
2019			Marc Del Gaizo - UMass
2021	Filip Lindberg - UMass	Bobby Trivigno* - UMass	Zac Jones - UMass Matthew Kessel - UMass

* Frozen Four Most Outstanding Player

ALL-TIME FROZEN FOUR RESULTS

Year	Champion	Runner-up	Third	Fourth	Site
1948	Michigan	Dartmouth	Boston College	Colorado College	Col. Springs, Colo.
1949	Boston College	Dartmouth	Michigan	Colorado College	Col. Springs, Colo.
1950	Colorado College	Boston University	Michigan	Boston College	Col. Springs, Colo.
1951	Michigan	Brown	Boston University	Colorado College	Col. Springs, Colo.
1952	Michigan	Colorado College	Yale	St. Lawrence	Col. Springs, Colo.
1953	Michigan	Minnesota	Rensselaer	Boston University	Col. Springs, Colo.
1954	Rensselaer	Minnesota	Michigan	Boston College	Col. Springs, Colo.
1955	Michigan	Colorado College	Harvard	St. Lawrence	Col. Springs, Colo.
1956	Michigan	Michigan Tech	St. Lawrence	Boston College	Col. Springs, Colo.
1957	Colorado College	Michigan	Clarkson	Harvard	Col. Springs, Colo.
1958	Denver	North Dakota	Clarkson	Harvard	Minneapolis, Minn.
1959	North Dakota	Michigan State	Boston College	St. Lawrence	Troy, N.Y.
1960	Denver	Michigan Tech	Boston University	St. Lawrence	Boston, Mass.
1961	Denver	St. Lawrence	Minnesota	Rensselaer	Denver, Colo.
1962	Michigan Tech	Clarkson	Michigan	St. Lawrence	Utica, N.Y.
1963	North Dakota	Denver	Clarkson	Boston College	Chestnut Hill, Mass.
1964	Michigan	Denver	Rensselaer	Providence	Denver, Colo.
1965	Michigan Tech	Boston College	North Dakota	Brown	Providence, R.I.
1966	Michigan State	Clarkson	Denver	Boston University	Minneapolis, Minn.
1967	Cornell	Boston University	Michigan State	North Dakota	Syracuse, N.Y.
1968	Denver	North Dakota	Cornell	Boston College	Duluth, Minn.
1969	Denver	Cornell	Harvard	Michigan Tech	Col. Springs, Colo.
1970	Cornell	Clarkson	Wisconsin	Michigan Tech	Lake Placid, N.Y.
1971	Boston University	Minnesota	Denver	Harvard	Syracuse, N.Y.
1972	Boston University	Cornell	Wisconsin	Denver	Boston, Mass.
1973	Wisconsin	Denver	Boston College	Cornell	Boston, Mass.
1974	Minnesota	Michigan Tech	Boston University	Harvard	Boston, Mass.
1975	Michigan Tech	Minnesota	Boston University	Harvard	St. Louis, Mo.
1976	Minnesota	Michigan Tech	Brown	Boston University	Denver, Colo.
1977	Wisconsin	Michigan	Boston University	New Hampshire	Detroit, Mich.
1978	Boston University	Boston College	Bowling Green	Wisconsin	Providence, R.I.
1979	Minnesota	North Dakota	Dartmouth	New Hampshire	Detroit, Mich.
1980	North Dakota	Northern Michigan	Dartmouth	Cornell	Providence, R.I.
1981	Wisconsin	Minnesota	Michigan Tech	Northern Michigan	Duluth, Minn.
1982	North Dakota	Wisconsin	Northeastern	New Hampshire	Providence, R.I.
1983	Wisconsin	Harvard	Providence	Minnesota	Grand Forks, ND
1984	Bowling Green	Minnesota Duluth	North Dakota	Michigan State	Lake Placid, N.Y.
1985	Rensselaer	Providence	Minnesota Duluth	Boston College	Detroit, Mich.
1986	Michigan State	Harvard	Minnesota	Denver	Providence, R.I.
1987	North Dakota	Michigan State	Minnesota	Harvard	Detroit, Mich.
1988	Lake Superior State	St. Lawrence	Maine	Minnesota	Lake Placid, N.Y.
1989	Harvard	Minnesota	Michigan State	Maine	St. Paul, Minn.
Year	Champion	Runner-up	Other Semifinalists		Site
1990	Wisconsin	Colgate	Boston College	Boston University	Detroit, Mich.
1991	Northern Michigan	Boston University	Maine	Clarkson	St. Paul, Minn.
1992	Lake Superior State	Wisconsin	Michigan	Michigan State	Albany, N.Y.
1993	Maine	Lake Superior State	Boston University	Michigan	Milwaukee, Wis.
1994	Lake Superior State	Boston University	Harvard	Minnesota	St. Paul, Minn.
1995	Boston University	Maine	Michigan	Minnesota	Providence, R.I.
1996	Michigan	Colorado College	Boston University	Vermont	Cincinnati, Ohio
1997	North Dakota	Boston University	Colorado College	Michigan	Milwaukee, Wis.
1998	Michigan	Boston College	New Hampshire	Ohio State	Boston, Mass.
1999	Maine	New Hampshire	Boston College	Michigan State	Anaheim, Calif.
2000	North Dakota	Boston College	Maine	St. Lawrence	Providence, R.I.
2001	Boston College	North Dakota	Michigan	Michigan State	Albany, N.Y.
2002	Minnesota	Maine	New Hampshire	Michigan	St. Paul, Minn.
2003	Minnesota	New Hampshire	Cornell	Michigan	Buffalo, N.Y.
2004	Denver	Maine	Boston College	Minnesota Duluth	Boston, Mass.
2005	Denver	North Dakota	Colorado College	Minnesota	Columbus, Ohio
2006	Wisconsin	Boston College	Maine	North Dakota	Milwaukee, Wis.
2007	Michigan State	Boston College	Maine	North Dakota	St. Louis, Mo.
2008	Boston College	Notre Dame	Michigan	North Dakota	Denver, Colo.
2009	Boston University	Miami	Bemidji State	Vermont	Washington, D.C.
2010	Boston College	Wisconsin	Miami	RIT	Detroit, Mich.
2011	Minnesota-Duluth	Michigan	Notre Dame	North Dakota	St. Paul, Minn.
2012	Boston College	Ferris State	Minnesota	Union	Tampa, Fla.
2013	Yale	Quinnipiac	UMass Lowell	St. Cloud State	Pittsburgh, Pa.
2014	Union	Minnesota	Boston College	North Dakota	Philadelphia, Pa.
2015	Providence	Boston University	North Dakota	Omaha	Boston, Mass.
2016	North Dakota	Quinnipiac	Boston College	Denver	Tampa, Fla.
2017	Denver	Minnesota Duluth	Notre Dame	Harvard	Chicago, Ill.
2018	Minnesota Duluth	Notre Dame	Ohio State	Michigan	St. Paul, Minn.
2019	Minnesota Duluth	Massachusetts	Providence	Denver	Buffalo, N.Y.
2020	No NCAA Tournament (COVID-19 Pandemic)				<i>Detroit, Mich.</i>
2021	Massachusetts	St. Cloud State	Minnesota State	Minnesota Duluth	Pittsburgh, Pa.

1993 NCAA CHAMPIONSHIP GAME

April 3, 1993 • Bradley Center • Milwaukee, Wis.

	1	2	3	F
Maine	2	0	3	5
Lake Superior State	1	3	0	4

First Period:

Maine – Patrice Tardif (Latendresse), 0:03

Maine – Chris Ferraro (Imes, P. Ferraro), 7:10

LSSU – Mike Bachusz (Angelelli, Ness), 17:02

Second Period:

LSSU – Clayton Beddoes (unassisted), 7:01 (PP)

LSSU – John Hendry (Beddoes), 15:46

LSSU – Wayne Strachan (Hullett), 18:42

Third Period:

Maine – Jim Montgomery (Kariya), 4:19

Maine – Jim Montgomery (Imes, Kariya), 7:40

Maine – Jim Montgomery (Kariya), 8:54 (PP)

Shots on Goal:

Maine – 11-10-8 – 29

LSSU – 6-10-8 – 24

Saves:

Maine – Dunham 12, Snow 8

LSSU – Blaine Lacher 24

Penalties: Maine 5-10; LSSU 6-12

Power Plays: Maine 1 for 3; LSSU 1 for 2

Most Outstanding Player: Jim Montgomery (Maine)

1995 NCAA CHAMPIONSHIP GAME

April 1, 1995 • Providence Civic Center • Providence, R.I.

	1	2	3	F
Boston University	1	2	3	6
Maine	0	1	1	2

First Period:

BU – Steve Thornton (unassisted), 14:57 (PP)

Second Period:

BU – Chris O'Sullivan (Thornton, Grier), 7:27

BU – Jacques Joubert (Linna, Prendergast), 9:15 (PP)

Maine – Tim Lovell (Frenette, Thompson), 14:51

Third Period:

Maine – Trevor Roenick (Rodrigue, Tory), 0:31 (PP)

BU – Mike Sylvia (Bates, Pandolfo), 5:23

BU – Chris O'Sullivan (Brennan, Grier), 8:30 (PP)

BU – Bob Lachance (Thornton), 18:47 (SH)

Shots on Goal:

BU – 11-14-14 – 39

Maine – 9-5-9 – 23

Saves:

BU – Tom Noble 21

Maine – Blair Allison 33

Penalties: BU 10-20; Maine 6-12

Power Plays: BU 3 for 4; Maine 1 for 8

Most Outstanding Player: Chris O'Sullivan (BU)

1999 NCAA CHAMPIONSHIP GAME

April 3, 1999 • Arrowhead Pond • Anaheim, Calif.

	1	2	3	OT	F
Maine	1	1	0	1	3
New Hampshire	0	1	1	0	2

First Period:

Maine – Ben Guite (Vitorino, Kerluke), 15:47 (PP)

Second Period:

Maine – Niko Dimitrakos (Cullen, Metcalf), 4:10

UNH – Darren Haydar (Souza, Conklin), 15:58

Third Period:

UNH – Mike Souza (Krog, Haydar), 3:33

Overtime:

Maine – Marcus Gustafsson (Larose), 10:50

Shots on Goal:

Maine – 12-11-7-9 – 36

UNH – 16-19-8-5 – 48

Saves:

Maine – Alfie Michaud 46

UNH – Ty Conklin 36

Penalties: Maine 8-16; UNH 9-26

Power Plays: Maine 1 for 7; UNH 0 for 7

Most Outstanding Player: Alfie Michaud (Maine)

2001 NCAA CHAMPIONSHIP GAME

April 7, 2001 • Pepsi Arena • Albany, NY

	1	2	3	OT	F
Boston College	0	2	0	1	3
North Dakota	0	0	2	0	2

First Period:

No scoring

Second Period:

BC – Chuck Kobasew (Giuliano), 5:26 (PP)

BC – Mike Lephart (Forrest, Allen), 8:50

Third Period:

UND – Tim Skarperud (Roche, Lundbohm), 16:18 (PP)

UND – Wes Dorey (Schneekloth, Lundbohm), 19:24

Overtime:

BC – Krys Kolanos (Voce, Kobasew), 4:43

Shots on Goal:

BC – 9-12-7-3 – 31

UND – 9-9-16-3 – 37

Saves:

BC – Scott Clemmensen 35

UND – Karl Goehring 28

Penalties: BC 7-14; UND 7-14

Power Plays: BC 1 for 7; UND 1 for 7

Most Outstanding Player: Chuck Kobasew (BC)

2008 NCAA CHAMPIONSHIP GAME

APRIL 12, 2008 • PEPSI CENTER • DENVER, COLO.

	1	2	3	F
Boston College	0	3	1	4
Notre Dame	0	1	0	1

First Period:

No Goals

Second Period:

BC - Nathan Gerbe (Gibbons, Smith), 2:23

BC - Nathan Gerbe (Smith, Bertram), 5:37

BC - Joe Whitney (Gerbe, Ferriero), 8:11

ND - Kevin Deeth (Lawson, Cole), 9:07

Third Period:

BC - Ben Smith (Gerbe, Gibbons), 5:31

Shots on Goal:

BC - 7-11-5 - 23

ND - 5-8-8 - 21

Saves:

BC - John Muse 20

ND - Jordan Pearce 19

Penalties: BC 8-16; ND 5-10

Power Plays: BC 2 for 5; ND 0 for 8

Most Outstanding Player: Nathan Gerbe (BC)

2010 NCAA CHAMPIONSHIP GAME

April 10, 2010 • Ford Field • Detroit, Mich.

	1	2	3	F
Boston College	1	0	4	5
Wisconsin	0	0	0	0

First Period:

BC - Ben Smith (S. Whitney, J. Whitney), 12:57

Second Period:

No Scoring

Third Period:

BC - Cam Atkinson (J. Whitney, Gibbons), 1:38

BC - Jimmy Hayes (Hayes, Samuelsson), 3:40

BC - Cam Atkinson (Gibbons, J. Whitney), 7:20

BC - Matt Price (unassisted), 15:29

Shots on Goal:

BC - 12-6-8 - 26

WIS - 5-9-6 - 20

Saves:

BC - John Muse 20

WIS - Scott Gudmandson 21

Penalties: BC 4-8; WIS 6-12

Power Plays: BC 2-5; WIS 0-3

Most Outstanding Player: Ben Smith (BC)

2009 NCAA CHAMPIONSHIP GAME

April 11, 2009 • Verizon Center • Washington, D.C.

	1	2	3	OT	F
Miami	1	2	0	0	3
Boston Univeristy	1	0	2	1	4

First Period:

BU -- Chris Connolly (Warsofsky, Gryba), 15:15

Second Period:

MIA -- Gary Steffes (Miele, Palmer), 2:01

Third Period:

MIA -- Tommy Wingels (Camper), 12:31

MIA -- Trent Vogelhuber (Kaufman), 15:52

BU -- Zach Cohen (Bonino, Brandon Yip), 19:00

BU -- Nick Bonino (Gilroy, Higgins), 19:42

Overtime:

BU -- Colby Cohen (Shattenkirk, Connolly), 11:47

Shots on Goal:

MIA -- 10-9-9-4 -- 32

BU -- 9-7-7-9 -- 32

Saves:

MIA -- Cody Reichard- 28

BU -- Kieran Millan- 29

Penalties: Miami 3-6; BU 8-16

Power Plays: Miami 0-7; BU 0-2

Most Outstanding Player: Colby Cohen (BU)

2012 NCAA CHAMPIONSHIP GAME

April 7, 2012 • Tampa Bay Times Forum • Tampa, Fla.

	1	2	3	F
Ferris State	1	0	0	1
Boston College	2	0	2	4

First Period:

BC - Steven Whitney - 15 (Almeida), 3:18

FSU- Garrett Thompson - 11 (Huff, Ouellette), 5:19

BC- Paul Carey - 18 (Dumoulin, Mullane), 10:33 (PP)

Second Period:

No Scoring

Third Period:

BC- Johnny Gaudreau - 21 (Hayes, Wey), 16:58

BC- Steven Whitney- 16 (Arnold), 18:57

Shots on Goal:

FSU - 7-15-6 - 28

BC - 8-14-15 - 37

Saves:

FSU - Taylor Nelson 33

BC - Parker Milner 27

Penalties: FSU 4-8; BC 5-10

Power Plays: FSU 0-4; BC 1-3

Most Outstanding Player: Parker Milner (BC)

2015 NCAA CHAMPIONSHIP GAME
April 11, 2015 • TD Garden • Boston, Mass.

	1	2	3	F
Providence	1	1	2	4
Boston University	2	1	0	3

First Period:

PC – Anthony Florentino (Acciari, Luke), 9:25

BU – Ahti Oksanen, 12:50

BU – Danny O'Regan (Eichel), 12:54

Second Period:

PC – Mark Jankowski (Mingoia, Mauermann), 4:29 (PP)

BU – Cason Hohmann (Oksanen), 11:36

Third Period:

PC – Tom Parisi, 11:24

PC – Brandon Tanev (Rooney), 13:43

Shots on Goal:

PC – 6-17-20 – 43

BU – 18-22-12 – 52

Saves:

PC – Jon Gillies 49

BU – Matt O'Connor 39

Penalties: Providence 1-2; BU 3-6

Power Plays: Providence 1 for 3; BU 0 for 1

Most Outstanding Player: Jon Gillies (Providence)

2021 NCAA CHAMPIONSHIP GAME
April 10, 2021 • PPG Paints Arena • Pittsburgh, Pa.

	1	2	3	F
St. Cloud	0	0	0	0
UMass	2	2	1	5

First Period:

UMass - Aaron Bohlinger (Sullivan, Farmer), 7:26

UMass - Reed Lebster (Kiefiuk), 18:56

Second Period:

UMass - Lagunov, 5:10 (SH)

UMass - Matthew Kessel (Chau, Gaudet), 13:45 (PP)

Third Period:

UMass - Bobby Trivigno (Lebster), 6:00

Shots on Goal:

SCSU – 3-12-10 -- 25

UMass – 7-6-9 -- 22

Saves:

SCSU – Hrenak 17

UMass – Filip Lindberg 25

Penalties: SCSU 2-4, UMass 3-6

Power Plays: SCSU 0 for 3; UMass 1 for 2

Most Outstanding Player: Bobby Trivigno (UMass)



22-12-2
(14-8-2 HE)

2

OT



20-16-0
(14-10-0 HE)

1

Final Stats and Notes
Hockey East Tournament Championship
March 19, 2022
TD Garden | Boston, Mass.





Hockey East Championship

#4 UConn vs. #2 Massachusetts | March 19, 2022 | TD Garden

2022 Hockey East Championship: #2 Massachusetts 2, #4 Connecticut 1 (OT)

March 19, 2022

BOSTON — Aaron Bohlinger's goal 3:06 into overtime lifted second-seeded Massachusetts to a 2-1 comeback win over fourth-seeded Connecticut in the title game of the 37th annual Hockey East Championship Saturday night at TD Garden. The Minutemen (22-12-2) win their second title all-time, and second straight in front of 12,049 fans, as the championship returned to Boston for the first time since 2019.

Bohlinger's high shot through traffic from the inside the blue line ended the eighth-ever title game and the first since 2010. Bobby Trivigno and Anthony Del Gaizo assisted on the second of the season by Bohlinger, a sophomore defenseman.

Trivigno, who scored the tying goal late in the second period, was named the William Flynn Tournament MVP Award presented by Market Basket for the second straight season. He tallied a goal in each of the three tournament wins for the Minutemen, including the eventual game-winner in Friday's semifinal win.

The Minutemen had a 10-3 advantage in shots in the first period with both teams each having solid scoring opportunities. Less than four minutes in, UMass goalie Matt Murray stopped forward Jachym Kondelik at point blank range after two nice passes and then at 15:45, Huskies netminder Darion Hanson robbed Cal Kiefiuk of UMass from close range on the left side.

UMass had 15-13 edge in shots in a fast-paced middle period that saw UConn starting strong. The Huskies would tally first, with junior Vladislav Firstov scoring at 2:25, tipping in a drive from the right point from defenseman John Spetz. On the play, Murray initially stopped Carter Berger's shot from the left side and a long rebound went out to Spetz, who one-timed it to the goal mouth. Firstov scored the game's first goal in all three UConn tournament games, and has a dozen goals on the season.

Late in the stanza, Trivigno scored the equalizer for UMass at 16:07, coming down the left side and beating Hanson for his 20th of the year. Senior blueliner Colin Felix started the rush at center ice and picked up the assist.

Tied 1-1, both teams played cautious in the first 12 minutes of the third. UMass had two good chances with seven minutes left, a three-on-two break did not produce a shot and Ryan Lautenbach's wrist shot from the slot went high. UMass out-shot UConn 7-2 in the third, before Bohlinger's heroics ended it in the extra session.

The Minutemen out-shot UConn, 33-20, for the game with Hanson making 31 stops and Murray had 19. There were only two penalties whistled in the contest, one on each team in the first two periods, and neither could capitalize with the man advantage.

Trivigno was joined on the 2022 Steve Nazro Hockey East All-Tournament Team with teammates Murray, defenseman Colin Felix and forward Garrett Wait, and Spetz and Firstov from UConn.

UConn, in its first-ever trip to the title game in its ninth year in Hockey East, falls to 20-16-1, tying its D-I program record for victories.

UMass, also the defending national champion, earns Hockey East's automatic bid to the 2022 NCAA Men's Ice Hockey Championship. The tournament selection show will be aired nationally Sunday, March 20 at 6:30 p.m. (eastern) on ESPNU. The complete bracket will be available on NCAA.com.



Game Notes

Hockey East Championship

#4 UConn vs. #2 Massachusetts | March 19, 2022 | TD Garden

- The second-seeded Minutemen, whose first season in Hockey East was in 1993-94, are making their third title game appearance and second straight. They defeated UMass Lowell 1-0 last year, their first trip to the final in 27 years. UMass's first final was in 2004 when it lost to Maine 3-2 in 3OT, the longest-ever title game (109:27).
- This is the first trip to the title game for fourth-seeded Connecticut, a member of Hockey East since 2014-15.
- The Huskies (20-15-1) have reached the 20-win plateau for the first time as a Hockey East program, and UConn has tied its D1 single-season mark for victories, last winning 20 games in 1998-99. Its first year as a D1 program.
- UMass is bidding to be the eighth to win back-to-back titles including Boston College who won three straight (2010-11-12). The last to win two straight was UMass Lowell in 2013 and 2014.
- If Connecticut were to win it would be the fifth different school to win the championship in the last five tournaments, and the ninth different program to capture the title.
- Second-seeds are 9-6 in the title game with UMass Lowell the last #2 to win in 2014. Fourth-seeds are 4-6 in the final with Boston University to win in 2018.
- This is the third #2 vs #4 final with the second-seed winning the two previous matchups, UMass Lowell in 2014 and Boston College in 2010.
- The two schools split a pair of games this season both winning on the road. UMass won 2-1 in Hartford on February 18, and the next night in Amherst, UConn won 4-2.
- The winner of the title game will earn Hockey East's automatic bid to the 2022 NCAA Men's Ice Hockey Championship. The tournament selection show will be aired nationally Sunday, March 20 at 6:30 p.m. (eastern) on ESPNU. The complete bracket will be available on NCAA.com. The defending champion, UMass will be in its fourth NCAA tourney and its third straight. UConn is looking for its first trip to the NCAAs.
- Hockey East will host the 2022 NCAA Frozen Four on April 9-11, 2022 at TD Garden in Boston.



Game Notes

Hockey East Championship

#4 UConn vs. #2 Massachusetts | March 19, 2022 | TD Garden

- 2022 Steve Nazro All-Tournament Team:
 - F: Bobby Trivigno, UMass
 - F: Vladislav Firstov, UConn
 - F: Garret Wait, UMass
 - D: John Spetz, UConn
 - D: Colin Felix, UMass
 - G: Matt Murray, UMass
- 2022 William Flynn Award Presented by Market Basket Tournament MVP: Bobby Trivigno
- UMass wins their 2nd-ever Hockey East Championship, going back-to-back.
- Tonight's attendance was 12,049; and both night's total attendance was 25,155.
- This was the third meeting between these schools this year after splitting a two-game home-and-home series exactly a month ago, each team picking up a road win.
- This was the first Hockey East Championship game in program history for UConn, while UMass returned for their second straight year and third all-time.
- This game featured the two top scorers in the Hockey East regular season, Bobby Trivigno (32 points) and Ryan Tverberg (26 points).
- Hockey East regular season saves leader Darion Hanson held UMass scoreless through the first period in all three meetings this season, including tonight.
- Josh Lopina led the game with 20 faceoff wins. Lopina led Hockey East in faceoff win percentage with a 64.5% win rate during the regular season (min. 20 faceoffs taken).
- Vladislav Firstov scored the opening goal of the game in the second period. Firstov scored the opening goal in all 3 of the Huskies' Tournament games, including the Quarterfinal vs Boston University and last night's Semifinal vs Northeastern.
- Hockey East Player of the Year, First-Team All Star, scoring champion, and reigning Tournament MVP Bobby Trivigno put UMass on the board to tie the game 1-1 late in the second period. Trivigno scored in all three of UMass' tournament games.
- This is the first Hockey East Championship to go to overtime since BC beat Maine 7-6 in OT in the 2010 Championship. This is the eighth OT Championship all-time.
- Aaron Bohlinger scored the game-winning goal in overtime, his second goal of the year and his second game-winning championship goal of his career.
- UMass earns the conference's automatic bid to the NCAA tournament after capturing the Hockey East



Goal Descriptions

Hockey East Semifinal

#4 Connecticut vs. #2 Massachusetts | March 19, 2022 | TD Garden

Per.	Team	Time (Strength)	No. Player (Goal #)	Assists (Assist #)	Score
2	UConn	2:25 (EV)	10 Firstov (12)	18 Spetz (14) // 23 Berger (7)	1-0 UConn

Berger rips a shot from the top of the zone that is initially saved by Murray. The rebound comes out to Spetz's stick who is streaking down the right side of the ice. Spetz wrists the puck on net from the top of the right faceoff circle and Firstov deflects the puck into the goal, beating Murray five-hole.

2	UM	16:06 (EV)	8 Trivigno (20)	26 Felix (8)	1-1 Tie
---	----	------------	-----------------	--------------	---------

Felix intercepts a pass at the top of the Massachusetts defensive zone and fires a stretch pass to Trivigno who awaits the puck at the blue line. Trivigno collects the pass and skates into the left side of the zone all by himself. Trivigno crashes the net and rockets a wrist shot that sneaks through the five-hole of Hanson.

OT	UM	3:06 (EV)	25 Bohlinger (2)	8 Trivigno (28) // 27 Del Gaizo (9)	2-1 UM
----	----	-----------	------------------	-------------------------------------	--------

Del Gaizo forces the puck from a UConn defender in the back right corner of the zone and the puck squirts to Trivigno. Trivigno fires a no-look tape-to-tape pass to Bohlinger who is sitting in the slot. Bohlinger rockets a wrist shot that goes top right corner over Hanson's glove side.

2-1 FINAL (OT)

Massachusetts Goals: Trivigno, Bohlinger (GWG)

Connecticut Goals: Firstov



2021-22 Men's Ice Hockey Box Score Report

Mar 19, 2022, Start time: 07:00 PM, TD Garden, Boston, Massachusetts
Attendance: 12049

Game duration: 3:23

UCONN (20-16-0)

VS

MASSACHUSETTS (22-12-2)

Box score

	Prd	Time	Team		Scored by	Assists	Visitors on ice	Home on ice
1.	2nd	02:25	UCO	EV	Vladislav Firstov/12	John Spetz/14 Carter Berger/7	G33, 18, 23, 10, 19, 11	G31, 6, 4, 19, 22, 11
2.	2nd	16:06	MAS	EV	Bobby Trivigno/20	Colin Felix/8	G33, 18, 16, 22, 28, 32	G31, 26, 25, 8, 12, 10
3.	OT1	03:06	MAS	EV	Aaron Bohlinger/2	Bobby Trivigno/28 Anthony Del Gaizo/9	G33, 16, 4, 10, 19, 11	G31, 26, 25, 8, 12, 27

Goals by period

Team	1	2	3	OT1	Tot
UCO	0	1	0	0	1
MAS	0	1	0	1	2

Shots by period

Team	1	2	3	OT1	Tot
UCO	3	13	2	2	20
MAS	10	15	7	1	33

Team summary

Huskies, UConn

#	Player	G	A	P	PM	BL	SH	+/-
4	Roman Kinal	0	0	0	0	0	0	-1
6	Ryan Wheeler	0	0	0	0	1	0	0
7	Jonny Evans	0	0	0	0	0	2	0
8	Carter Turnbull	0	0	0	0	1	0	0
10	Vladislav Firstov	1	0	1	0	0	1	0
11	Jachym Kondelik	0	0	0	0	2	2	0
16	Jake Flynn	0	0	0	0	4	2	-2
17	Marc Gatcomb	0	0	0	0	0	2	0
18	John Spetz	0	1	1	0	1	2	0
19	Kevin O'Neil	0	0	0	0	1	1	0
20	Chase Bradley	0	0	0	2	1	1	0
21	Nick Capone	0	0	0	0	2	1	0
22	Hudson Schandor	0	0	0	0	0	2	-1
23	Carter Berger	0	1	1	0	3	1	1
27	Harrison Rees	0	0	0	0	2	1	0
28	Ryan Tverberg	0	0	0	0	0	1	-1
29	Jake Veilleux	0	0	0	0	0	0	0
31	Matt Pasquale	0	0	0	0	0	0	0
32	Artem Shlaine	0	0	0	0	0	1	-1
33	Darion Hanson	0	0	0	0	0	0	0
35	Logan Terness	0	0	0	0	0	0	0
60	Jarrold Gourley	0	0	0	0	2	0	0
Totals:		1	2	3	2	20	20	-5

Minutemen

#	Player	G	A	P	PM	BL	SH	+/-
1	Luke Pavicich	0	0	0	0	0	0	0
3	Ty Farmer	0	0	0	0	1	2	0
4	Matthew Kessel	0	0	0	2	1	3	-1
5	Linden Alger	0	0	0	0	0	0	0
6	Ryan Ufko	0	0	0	0	1	7	-1
7	Cal Kiefiuk	0	0	0	0	0	4	0
8	Bobby Trivigno	1	1	2	0	0	4	2
10	Josh Lopina	0	0	0	0	2	0	1
11	Lucas Mercuri	0	0	0	0	0	0	-1
12	Garrett Wait	0	0	0	0	1	3	2
13	Reed Lebster	0	0	0	0	1	2	0
14	Ryan Lautenbach	0	0	0	0	0	2	0
15	Oliver MacDonald	0	0	0	0	1	2	0
19	Ryan Sullivan	0	0	0	0	2	0	-1
22	Jerry Harding	0	0	0	0	2	0	-1
23	Scott Morrow	0	0	0	0	2	1	0
25	Aaron Bohlinger	1	0	1	0	0	1	2
26	Colin Felix	0	1	1	0	2	2	2
27	Anthony Del Gaizo	0	1	1	0	0	0	1
28	Eric Faith	0	0	0	0	0	0	0
31	Matt Murray	0	0	0	0	0	0	0
32	Henry Graham	0	0	0	0	0	0	0
Totals:		2	3	5	2	16	33	5

Power play goals-ATT (SH)

Period	UCO	MAS
1st	0-0(0)	0-1(3)
2nd	0-0(0)	0-0(0)
3rd	0-1(0)	0-0(0)
OT1	0-0(0)	0-0(0)
Total	0-1(0)	0-1(3)

Penalty minutes

Period	UCO	MAS
1st	1-2	0-0
2nd	0-0	1-2
3rd	0-0	0-0
1OT	0-0	0-0
Total	1-2	1-2

Three stars

Officials

Referee: Geno Binda, Jr.
Referee: Jeremy Tufts
Linesman: Kevin Briganti
Linesman: Billy Kingdon

Goaltenders

Huskies, UConn

#	Player	Min	GA	1	2	3	1OT	Saves
33	Darion Hanson	63:06	2	10	14	7	0	31

Minutemen

#	Player	Min	GA	1	2	3	1OT	Saves
31	Matt Murray	63:06	1	3	12	2	2	19

Penalty summary

Prd	Player	Team	Min	Offense	Time	
1st	Chase Bradley	UCO	2	Interference	11:16	PP

Prd	Player	Team	Min	Offense	Time	
2nd	Matthew Kessel	MAS	2	Holding	18:43	PP

Referee's Signature _____



2021-22 Men's Ice Hockey Box Score Report

Mar 19, 2022, Start time: 07:00 PM, TD Garden, Boston, Massachusetts
Attendance: 12049

Game duration: 3:23

Faceoff summary

Huskies, UConn

#	Player	W	L	FO%
11	Jachym Kondelik	15	13	53.6
8	Carter Turnbull	12	9	57.1
32	Artem Shlaine	9	6	60.0
21	Nick Capone	2	3	40.0
22	Hudson Schandor	0	1	0.0
Totals:		38	32	54.3


Minutemen

#	Player	W	L	FO%
10	Josh Lopina	20	15	57.1
28	Eric Faith	6	6	50.0
27	Anthony Del Gaizo	5	12	29.4
11	Lucas Mercuri	1	4	20.0
13	Reed Lebster	0	1	0.0
Totals:		32	38	45.7

Faceoff chart

Huskies, UConn

FACEOFFS	WON
1st Period	8
2nd Period	16
3rd Period	12
OT1 Period	2
At even strength	37
Power play	1
Short handed	0



Minutemen

WON	FACEOFFS
11	1st Period
11	2nd Period
9	3rd Period
1	OT1 Period
28	At even strength
3	Power play
1	Short handed

Power play summary

Huskies, UConn

Prd	Start	End	Elapsed	Shots	(Opp)
3	18:43	00:43	02:00	0	1
Summary: 1 opps, 0 shots, 0 goal, time 02:00					

Minutemen

Prd	Start	End	Elapsed	Shots	(Opp)
1	11:16	13:16	02:00	3	0
Summary: 1 opps, 3 shots, 0 goal, time 02:00					

Shootout summary

No Shootouts

Penalty shot summary

No Penalty Shots

Referee's Signature _____

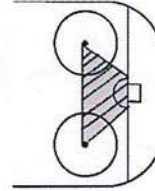


Grade A Scoring Chances Hockey East Semifinals

#4 UConn vs. #1 Northeastern | March 18 , 2022 | TD Garden

Requirements:

1. Clean possession (or potential for)
2. Clear path to opening
3. Shot within grade-A range



PERIOD	TIME (on clock)	TEAM	No.	DESCRIPTION	RESULT
1	16:17	UConn	11	Shot from left circle	Save
1	14:36	UMA	12	Redirect on pass from behind goal line	Save
1	12:18	UConn	21	Shot from right circle	Wide
1	10:38	UMA	7	Shot from point tipped	Wide
1	8:37	UMA	6	Shot from point tipped	Wide
1	4:47	UConn	16	Shot in tight	Save
1	4:12	UMA	3	One timer	Save
1	2:04	UConn	4	Shot from left circle	Wide
1	:57	UMA	7	Shot from right circle	Save
2	17:35	UConn	10	Shot from point tipped	UConn 1st goal
2	17:06	UMA	10	Shot from net mouth	Save
2	11:38	UConn	17	Loose puck at crease	Save
2	11:04	UMA	27	Shot from point tipped	Save
2	5:00	UMA	27	Shot from the slot	Save
2	3:54	UMA	8	Shot from left circle	UMA 1st goal
3	4:21	UMA	15	Redirected shot	Save
3	1:49	UMA	10	Shot from point, tipped	Save
3	1:49	UMA	10	Secondary chance on netmouth scramble	Save
OT					



20-15-0
(14-10-0 HEA)

4



25-12-1
(15-8-1 HEA)

1

Final Stats and Notes
Hockey East Tournament Semifinal #1
March 18, 2022
TD Garden | Boston, Mass.





Game Notes

Hockey East Semifinal

#4 UConn vs. #1 Northeastern | March 18, 2022 | TD Garden

2022 Hockey East Championship Semifinals

#4 UConn 4, #1 Northeastern 1

March 18, 2022

BOSTON – Freshman Chase Bradley set up two goals including the eventual game-winner and goalie Darion Hanson backboned a solid defensive effort as fourth-seeded UConn knocked off top-seeded Northeastern, 4-1, in the semifinals of the 37th annual Hockey East Championship Friday afternoon at TD Garden.

With the win, UConn, in its ninth season in Hockey East, advances to its first-ever appearance in the conference title game. The Huskies take on the winner of the second semifinal between second-seeded and defending Hockey East champion Massachusetts and third-seeded UMass Lowell at 7 p.m. (TV-NESN).

UConn had an early edge in the play, with a 12-7 advantage in the first, to start its impressive attack, outshooting the regular season champs, 37-25 for the game, tallying at least a goal in each period.

UConn's Vladislav Firstov opened the scoring at 11:39 of the first, tapping in a nice left-to-right feed from Nick Capone moments after a Northeastern penalty expired. Chase Bradley also assisted on Firstov's 11th goal of the season. At 14:13, NU tied it on its first power-play opportunity with Aiden McDonough firing one home from the top of the right circle. Jordan Harris and Gunnarwolfe Fontaine picked up assists on McDonough's league-leading 24th goal of the year, his sixth with an extra skater.

Five and a half minutes into the second with NU again on the power play, UConn captain Carter Turnbull's shorthanded breakaway bid was turned aside by Levi. Hanson was equal two minutes later, stopping NU's Jack Hughes on a partial break.

Bradley set up UConn's go-ahead goal at 13:47 of the middle period with two point-blank bids, one stopped by Levi and another off the post. Defenseman Roman Kinal followed him down the slot and beat Levi with his third of the season.

UConn sophomore Ryan Tverberg made it 3-1 jumping on a turnover deep in the Northeastern end and tucking it around Levi for his 14th of the year 4:32 into the third. Senior Marc Gatcomb capped the scoring with an unassisted empty net goal with 2:08 to go, his eighth.

Levi, the Pro Ambitions Hockey East Rookie of the Year and first team all-star goaltender, finished with 33 saves while Hanson made 24 stops. UConn was 0-for-3 on the power play, scoring twice right after penalties expired, while Northeastern was 1-for-5.

UConn improved to 20-15-0, reaching 20 victories in a season for its first time in Hockey East. Northeastern fell to 19-13-3 with the loss and will find out Sunday if it advances to the NCAA tournament as an at large selection.



Game Notes

Hockey East Semifinal

#4 UConn vs. #1 Northeastern | March 18, 2022 | TD Garden

- This is the first-ever Hockey East semifinals win for UConn, who will play for their first-ever Hockey East Championship tomorrow night at TD Garden (7 p.m., TV-NESN).
- Connecticut wins its first-ever semifinal after last week recording its first-ever tourney win over Boston University in the quarterfinals. They also now have won 20 games (20-15-0) for the first time in none
- UConn reaching the final means all 11 Hockey East programs have reached the title game. If it wins Saturday, they will become the ninth different champion (only UConn, Merrimack & Vermont yet to win title)
- This is the second postseason meeting between the two teams, and first in the semifinals. Northeastern hosted UConn in a 2017 opening round series, Northeastern swept the series, winning 3-1 and 6-2
- These teams met three times in the regular season with Northeastern taking two of three. Northeastern still leads all-time series (14-6-0).
- UConn's balanced attack had goals from four different Huskies. Vladislav Firstov, Roman Kinal, Ryan Tverberg and Marc Gatcomb.
- UConn is now 8-1-0 when Vladislav Firstov scores a goal this season
- UConn's penalty kill ranks 8th nationally and 3rd in Hockey East, successfully killed off 3 consecutive penalties after allowing a 1st period power play goal.
- Hockey East 2nd-leading regular season point scorer and First Team All-Star Ryan Tverberg netted his 1st goal of the Tournament to put UConn up 3-1.
- Top-seeded Northeastern was in its 11th semifinal (3-8), and won its last title in 2019, the last championship held at TD Garden. They captured its first regular season title this season.
- Both head coaches, Jerry Keefe of Northeastern and Mike Cavanaugh of UConn, each were making their first semifinal appearances as head coaches. Keefe, the Bob Kullen Hockey East Coach of the Year in his first season at NU, was a longtime assistant for Northeastern and was a part of the school's two most recent Hockey East titles. Cavanaugh, in his ninth season at UConn, was previously an assistant at Boston College where he was part of nine Hockey East titles.
- Hockey East regular season leading goal scorer Aidan McDonough scored on the power play goal. He now has 24 goals this season.



Goal Descriptions

Hockey East Semifinal

#4 UConn vs. #1 Northeastern | March 18, 2022 | TD Garden

Per.	Team	Time (Strength)	No. Player (Goal #)	Assists (Assist #)	Score
1	UConn	11:39 (EV)	10 Firstov (11)	21 Capone (7) // 20 Bradley (4)	1-0 UConn

After a puck battle on the left wall, the puck squirts to Bradley. Bradley carries the puck across the top of the zone and dishes a pass towards net. The puck gets tipped from Capone to Firstov who is in front of the net. Firstov collects the pass with his skate and buries the puck, beating Levi on the right blocker side.

1	NU	14:13 (PP)	25 McDonough (24)	2 Harris (15) // 11 Fontaine (17)	1-1 Tie
---	----	------------	-------------------	-----------------------------------	---------

Harris starts at the top of the zone and passes the puck to Hughes who then moves the puck to Fontaine streaking down the left side of the zone. Fontaine back passes the puck to Harris at the top of the slot. Harris fires a pass to McDonough who one-times the puck from the top of the right faceoff circle past Hanson to the top right corner of the net.

2	UConn	13:47 (EV)	4 Kinal (3)	20 Bradley (5) // 27 Rees (10)	2-1 UConn
---	-------	------------	-------------	--------------------------------	-----------

Rees makes a stretch pass to Bradley as he enters the left side of the zone. Bradley takes the puck straight to the net and wrists the puck on goal that is initially saved by Levi. Bradley collects his own rebound and fires a shot that ricocheted off the post and right to the stick of Kinal as he crashes the net. Kinal one times the rebound to the right blocker side of Levi.

3	UConn	4:32 (EV)	28 Tverberg (14)	unassisted	3-1 UConn
---	-------	-----------	------------------	------------	-----------

Tverberg intercepted a pass intended for Northeastern's Novak and then heads to the net skating the perimeter of the crease. Tverberg stick handles around Kislin then tucks the puck behind the outstretched stick side of Levi.

3	UConn	17:52 (EN)	17 Gatcomb (8)	unassisted	4-1 UConn
---	-------	------------	----------------	------------	-----------

Connecticut defender forces the puck from a Northeastern skater and Gatcomb picks up the loose puck and takes it to the empty net, backhanding the puck home to the bottom right side of the goal.

4-1 FINAL

UConn Goals: Firstov, Kinal (GWG), Tverberg, Gatcomb

NU Goals: McDonough

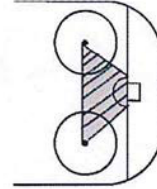


Grade A Scoring Chances Hockey East Semifinals

#4 UConn vs. #1 Northeastern | March 18 , 2022 | TD Garden

Requirements:

1. Clean possession (or potential for)
2. Clear path to opening
3. Shot within grade-A range



PERIOD	TIME (on clock)	TEAM	No.	DESCRIPTION	RESULT
1	16:18	UConn	8	Wrap around from behind the net	Save
1	15:58	UConn	11	Net front scramble	Save
1	14:24	UConn	14	Back hand shot	Save
1	8:43	NU	10	2 on 1 Shorthanded break	Save
1	8:21	UConn	10	Loose puck on feed from behind net	UConn 1 st goal
1	7:05	UConn	7	Loose puck on turnover	Shot wide
2	19:54	NU	2	Writ shot in the slot	Save
2	18:10	NU	21	Loose puck in front	Save
2	17:40	NU	27	Deflected off point shot	Save
2	14:32	UConn	8	Breakaway	Save
2	12:24	NU	27	Breakaway	Save
2	10:09	UConn	32	In tight sharp angle	Wide
2	8:41	UConn	8	Deflected off point shot	Save
2	6:42	UConn	8	Wrap around in front	Save
2	6:13	UConn	4	Rebound off post shot	2 nd UConn goal
2	5:53	NU	16	Shot in slot	Save
2	4:40	UConn	8	Stuff on goal line	Save
2	4:23	UConn	28	Deflected in front of net	Wide
3	19:05	UConn	11	One timer in slot	Save

Grade A Scoring Chances Hockey East Semifinals

#4 UConn vs. #1 Northeastern | March 18, 2022 | TD Garden

[illegible]



2021-22 Men's Ice Hockey Box Score Report

Mar 18, 2022, Start time: 04:00 PM, TD Garden, Boston, Massachusetts
Attendance: 0

Game duration: 2:37

UCONN (20-15-0) VS NORTHEASTERN (25-12-1)

Box score

	Prd	Time	Team		Scored by	Assists	Visitors on ice	Home on ice
1.	1st	11:39	UCONN	EV	Vladislav Firstov/11	Nick Capone/7 Chase Bradley/4	G33, 27, 6, 10, 20, 21	G1, 18, 2, 19, 13, 27
2.	1st	14:13	NU	PP	Aidan McDonough/24	Jordan Harris/15 Gunnarwolfe Fontaine/17	G33, 18, 60, 20, 11	G1, 2, 25, 11, 16, 27
3.	2nd	13:47	UCONN	EV	Roman Kinal/3	Chase Bradley/5 Harrison Rees/10	G33, 27, 4, 20, 10, 21	G1, 12, 2, 25, 16, 27
4.	3rd	04:32	UCONN	EV	Ryan Tverberg/14	-	G33, 18, 4, 22, 28, 32	G1, 8, 3, 10, 11, 29
5.	3rd	17:52	UCONN	EN	Marc Gatcomb/8	-	G33, 18, 4, 17, 20, 11	12, 2, 25, 16, 27, 29

Goals by period

Team	1	2	3	Tot
UCONN	1	1	2	4
NU	1	0	0	1

Shots by period

Team	1	2	3	Tot
UCONN	12	16	9	37
NU	7	10	8	25

Team summary

Huskies, UConn

#	Player	G	A	P	PM	BL	SH	+/-
4	Roman Kinal	1	0	1	0	1	3	3
6	Ryan Wheeler	0	0	0	0	1	0	1
7	Jonny Evans	0	0	0	0	1	0	0
8	Carter Turnbull	0	0	0	4	0	4	0
10	Vladislav Firstov	1	0	1	2	0	3	2
11	Jachym Kondelik	0	0	0	0	1	3	1
16	Jake Flynn	0	0	0	0	3	1	0
17	Marc Gatcomb	1	0	1	2	2	4	1
18	John Spetz	0	0	0	0	4	4	2
19	Kevin O'Neil	0	0	0	0	0	0	0
20	Chase Bradley	0	2	2	0	1	4	3
21	Nick Capone	0	1	1	2	1	2	2
22	Hudson Schandor	0	0	0	0	0	1	1
23	Carter Berger	0	0	0	0	0	0	0
27	Harrison Rees	0	1	1	0	1	1	2
28	Ryan Tverberg	1	0	1	2	0	2	1
29	Jake Veilleux	0	0	0	0	0	1	0
32	Artem Shlaine	0	0	0	0	0	1	1
33	Darion Hanson	0	0	0	0	0	0	0
60	Jarrod Gourley	0	0	0	0	1	3	0
31	Matt Pasquale	dnp						
35	Logan Terness	dnp						
Totals:		4	4	8	12	17	37	20

Huskies

#	Player	G	A	P	PM	BL	SH	+/-
1	Devon Levi	0	0	0	0	0	0	0
2	Jordan Harris	0	1	1	0	3	3	-3
3	Jayden Struble	0	0	0	0	0	1	-1
4	Jeremie Bucheler	0	0	0	2	1	0	0
5	Matt Choupani	0	0	0	0	2	3	0
7	Michael Outzen	0	0	0	0	0	0	0
8	Julian Kislin	0	0	0	2	0	0	-1
10	Jakov Novak	0	0	0	0	1	0	-1
11	Gunnarwolfe Fontaine	0	1	1	0	1	3	-1
12	Tommy Miller	0	0	0	0	2	0	-2
13	Ryan St. Louis	0	0	0	0	0	0	-1
16	Sam Colangelo	0	0	0	2	0	1	-2
18	Tyler Spott	0	0	0	0	0	1	-1
19	Riley Hughes	0	0	0	0	4	0	-1
20	Alex Mella	0	0	0	0	0	1	0
21	Matt Demelis	0	0	0	0	3	2	0
24	Steven Agriogianis	0	0	0	0	0	0	0
25	Aidan McDonough	1	0	1	0	0	2	-2
27	Jack Hughes	0	0	0	2	2	5	-3
29	Justin Hryckowian	0	0	0	0	0	3	-2
33	TJ Semptimphelter	dnp						
Totals:		1	2	3	8	19	25	-21

Power play goals-ATT (SH)

Period	UCONN	NU
1st	0-1(1)	1-1(3)
2nd	0-2(4)	0-2(1)
3rd	0-0(0)	0-2(1)
Total	0-3(5)	1-5(5)

Penalty minutes

Period	UCONN	NU
1st	3-6	2-4
2nd	1-2	2-4
3rd	2-4	0-0
Total	6-12	4-8

Three stars

Officials

Referee: Walker Holton
Referee: Peter Schlittenbardt
Linesman: Bob Bernard
Linesman: Steven Murray

Goaltenders

Huskies, UConn

#	Player	Min	GA	1	2	3	Saves
33	Darion Hanson	60:00	1	6	10	8	24
Win - Darion Hanson (20-14-0)							

Huskies

#	Player	Min	GA	1	2	3	Saves
1	Devon Levi	58:10	3	11	15	7	33
TM	EMPTY NET	01:50	1	0	0	0	0
Loss - Devon Levi (21-9-1)							

Referee's Signature _____



2021-22 Men's Ice Hockey Box Score Report

Mar 18, 2022, Start time: 04:00 PM, TD Garden, Boston, Massachusetts
Attendance: 0

Game duration: 2:37

Penalty summary

Prd	Player	Team	Min	Offense	Time	
1st	Jeremie Bucheler	NU	2	Roughing	09:22	
1st	Carter Turnbull	UConn	2	Roughing	09:22	
1st	Jack Hughes	NU	2	Roughing	09:22	PP
1st	Carter Turnbull	UConn	2	Slashing	13:32	PP
1st	Ryan Tverberg	UConn	2	Slashing	18:27	PP

Prd	Player	Team	Min	Offense	Time	
2nd	Vladislav Firstov	UConn	2	Hooking	04:16	PP
2nd	Julian Kislin	NU	2	Holding	11:13	PP
2nd	Sam Colangelo	NU	2	Boarding	14:20	PP
3rd	Nick Capone	UConn	2	Roughing	08:28	PP
3rd	Marc Gatcomb	UConn	2	Tripping	18:51	PP

Faceoff summary

Huskies, UConn

#	Player	W	L	FO%
8	Carter Turnbull	8	8	50.0
11	Jachym Kondelik	6	18	25.0
22	Hudson Schandor	5	1	83.3
32	Artem Shlaine	3	10	23.1
21	Nick Capone	0	2	0.0
Totals:		22	39	36.1

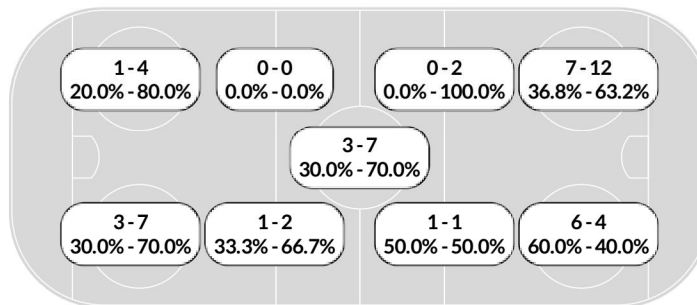
Huskies

#	Player	W	L	FO%
29	Justin Hryckowian	13	11	54.2
27	Jack Hughes	12	5	70.6
21	Matt Demelis	10	6	62.5
7	Michael Outzen	4	0	100.0
Totals:		39	22	63.9

Faceoff chart

Huskies, UConn

FACEOFFS	WON
1st Period	6
2nd Period	8
3rd Period	8
At even strength	14
Power play	5
Short handed	3



Huskies

WON	FACEOFFS
15	1st Period
14	2nd Period
10	3rd Period
31	At even strength
8	Power play
0	Short handed

Power play summary

Huskies, UConn

Prd	Start	End	Elapsed	Shots	(Opp)	
1	09:22	11:22	02:00	1	0	
2	11:13	13:13	02:00	3	1	
2	14:20	16:20	02:00	1	0	
Summary: 3 opps, 5 shots, 0 goal, time 06:00						

Huskies

Prd	Start	End	Elapsed	Shots	(Opp)	
1	13:32	14:13	00:41	2	0	PPG
2	18:27	00:27	02:00	2	0	
2	04:16	06:16	02:00	0	1	
3	08:28	10:28	02:00	1	0	
3	18:51	20:00	01:09	0	0	
Summary: 5 opps, 5 shots, 1 goal, time 07:50						

Shootout summary

No Shootouts

Penalty shot summary

No Penalty Shots

Referee's Signature _____



21-12-2
(14-8-2 HE)

3



21-10-3
(15-8-1 HE)

1

Final Stats and Notes
Hockey East Tournament Semifinal #2
March 18, 2022
TD Garden | Boston, Mass.





Hockey East Semifinal

#3 UMass Lowell vs. #2 Massachusetts | March 18, 2022 | TD Garden

2022 Hockey East Championship, Semifinal: #2 Massachusetts 3, #3 UMass Lowell 1

March 18, 2022

BOSTON — Matt Murray made 22 saves, 12 in the second period, and second-seeded Massachusetts received goals from three different players as the defending champion Minutemen held off third-seeded UMass Lowell, 3-1, in the semifinals of the 37th annual Hockey East Championship Friday night at TD Garden.

UMass (21-12-2) will move to the title game for the second straight season and its fourth time overall, and will meet fourth-seeded UConn Saturday at TD Garden at 7 p.m. (TV-NESN). The Huskies knocked off top-seeded Northeastern, 4-1, in Friday's semifinal lid-lifter.

Friday's second semifinal was a rematch of last year's title game won by the Minutemen, 1-0, at the Mullins Center in Amherst. The semifinals this year returned to TD Garden and the two rivals skated before a large crowd of 13,106 for the doubleheader.

Both goaltenders made key saves early in the first, Murray and Owen Savory for UML before the Minutemen got on the board first at 12:27. UMass cashed in on their first power play opportunity with senior Garrett Wait batting one home in mid-air from the side of the crease. Linemate Josh Lopina and blueliner Scott Morrow picked up helpers on Wait's 12th of the year. Just 1:43 later, UMass forward Bobby Trivigno, the 2022 Hockey East Player of the Year, made it 2-0 with his 18th of the season, ripping one past Savory from the left side with Wait picking up an assist.

After the Minutemen had an 11-6 edge in shots in the first, UMass Lowell increased its attack in the second, out-shooting UMass, 13-2. Murray was sharp to start the period, with six saves in the first eight minutes, keeping the River Hawks off the board. Then at 16:27 freshman Matt Crasa would cut the deficit in half tipping home Nick Austin's drive from the point for his 12th of the year. Only nine seconds later, UML went on the power play but the Minutemen killed it to skate into the locker room with its 2-1 lead.

The final period was evenly played until UMass junior Jerry Harding was credited with a goal with seven minutes left to make it 3-1. Harding drove to the net and falling to the ice, his shot was stopped by Savory before the rebound was knocked in by a UML defender for a big insurance goal.

Savory, a second-team Hockey East All-Star, finished with 16 saves. UMass Lowell went 0-for-1 with the extra skater while Massachusetts was 1-for-2 in the hard fought but cleanly played game.

The River Hawks fall to 21-10-3 with the loss and will wait to see if they will receive an at large bid to the NCAA Tournament when selections are announced Sunday.



Game Notes

Hockey East Semifinal

#3 UMass Lowell vs. #2 Massachusetts | March 18, 2022 | TD Garden

-#2 seeded UMass will take on #4 seeded UConn tomorrow night at TD Garden in the Hockey East Championship Game

-This was a rematch of the 2020-21 Hockey East Tournament Championship game that UMass won 1-0 at Mullins Center.

-Total attendance for the Hockey East Semifinals at TD Garden was 13,106

-Third time these teams have met in the Hockey East Tournament, with the other meetings being a UMass sweep over UML in the 2004 Quarterfinals, and the 2021 Championship game.

- The second seeded Minutemen are the defending champions after they return to the Hockey East Semifinals for a third straight tournament.

-Bobby Trivigno returns to the Semifinals as last year's William Flynn Tournament MVP, as well as the leading it's leading scorer. He was also named to last year's Steve Nazro All-Tournament team.

-Trivigno extended the UMass lead to 2-0 just 1:43 after Garrett Wait's opening goal in the first period. Trivigno entered the Tournament as the Hockey East Player of the Year and scoring champion, and was recently named a Hobey Baker finalist.

-Jerry Harding was credited with his first goal of the season after a UML own goal on a play where Harding drove hard to the net.

-UMass advances to their second consecutive Hockey East Championship game after their 3-1 victory.

-Third seeded UMass Lowell played in the Semifinals for the 20th time in program history, which ranks third all-time in Hockey East. Their last trip to the final was last season.

-The River Hawks have reached the final six times in the last nine tournaments since 2013.

-No current Riverhawk has played in TD Garden in the Hockey East Tournament before tonight.

- Pro Ambitions All-Rookie Team selection Matt Crasa pulled UML within one in the second period. He led all Hockey East rookie forwards in goals this season with seven.

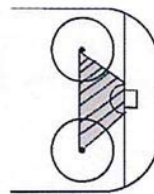


Grade A Scoring Chances Hockey East Semifinals

#4 UConn vs. #1 Northeastern | March 18 , 2022 | TD Garden

Requirements:

1. Clean possession (or potential for)
2. Clear path to opening
3. Shot within grade-A range



PERIOD	TIME (on clock)	TEAM	No.	DESCRIPTION	RESULT
1	15:55	UML	18	Shot from right circle	Save
1	15:07	UMA	7	Turnover. Shot in the slot	Save
1	8:13	UMA	19	Shot off loose puck in the slot	Save
1	7:34	UMA	10	Alone in front of net	Save
1	7:33	UMA	12	Rebound off previous chance	UMA 1 st goal
1	5:50	UMA	8	Shot from left circle	UMA 2 nd goal
1	4:52	UMA	14	Shot from left circle	Save
1	4:37	UML	5	Shot from left circle	Wide
2	13:13	UML	22	Backhand shot right circle	Save
2	13:08	UML	17	One timer from left circle	Save
2	1:19	UML	18	Backhand shot from right circle	Save
3	15:10	UML	22	Backhand in front of crease	Shot Wide
3	11:12	UMA	8	One Timer from left circle	Save
3	11:12	UMA	8	Rebound after one timer chance	Save
3	10:26	UML	18	Rebound chance off shot from point	Save
3	7:03	UMA	22	1 ON 1 chance right side	Save
3	2:33	UMA	13	Shot from left circle	Save
3					
3					



Goal Descriptions

Hockey East Semifinal

#3 UMass Lowell vs. #2 Massachusetts | March 18, 2022 | TD Garden

Per.	Team	Time (Strength)	No. Player (Goal #)	Assists (Assist #)	Score
1	UM	12:27 (PP)	12 Wait (12)	10 Lopina (15) // 23 Morrow (20)	1-0 UM
Morrow passes the puck to Lopina who is in front of the net. Lopina rips a shot that is initially saved by Savory. Wait tries to stuff the puck in the net and gets denied by Savory with the left blocker. The puck gets deflected into the air by the blocker and Wait bats it into the net over Savory.					
1	UM	14:10 (EV)	8 Trivigno (19)	12 Wait (12)	2-0 UM
Trivigno receives the puck at the top of his defensive zone and skates down the ice crashing toward the net. Trivigno skates from right to left and wrists the puck into the net beating Savory on the glove side.					
2	UML	16:37 (EV)	25 Crasa (12)	12 Austin (16) // 24 Condotta (13)	2-1 UM
Condotta wins a puck battle in the corner and pushes the puck out of traffic to Crasa. Crasa dishes a pass to Austin at the top of the far-right point. Austin fires the puck and Crasa deflects the puck through the screen over the right skate of Murray.					
3	UM	13:00 (EV)	22 Harding (1)	unassisted	3-1 UMass
Harding skates from center ice down the right side boards and fires a shot that is initially saved by Savory. UML's Crasa while attempting to clear the puck, knocks it past Savory's right side blocker.					

3-1 FINAL

UMass Goals: Wait, Trivigno (GWG), Harding

UMass Lowell Goals: Crasa



2021-22 Men's Ice Hockey Box Score Report

Mar 18, 2022, Start time: 07:30 PM, TD Garden, Boston, Massachusetts
Attendance: 13106

Game duration: 2:31

UMASS LOWELL (21-10-3)

VS

MASSACHUSETTS (21-12-2)

Box score

	Prd	Time	Team		Scored by	Assists	Visitors on ice	Home on ice
1.	1st	12:27	Amherst	PP	Garrett Wait/12	Josh Lopina/15 Scott Morrow/20	G31, 17, 10, 23, 18	G31, 6, 23, 8, 12, 10
2.	1st	14:10	Amherst	EV	Bobby Trivigno/19	Garrett Wait/12	G31, 17, 11, 26, 21, 18	G31, 3, 23, 8, 12, 10
3.	2nd	16:37	Lowell	EV	Matt Crasa/12	Nick Austin/16 Lucas Condotta/13	G31, 12, 14, 9, 25, 24	G31, 26, 3, 23, 7, 28
4.	3rd	13:00	Amherst	EV	Jerry Harding/1	-	G31, 10, 6, 9, 25, 24	G31, 3, 23, 19, 22, 27

Goals by period

Team	1	2	3	Tot
Lowell	0	1	0	1
Amherst	2	0	1	3

Shots by period

Team	1	2	3	Tot
Lowell	6	13	4	23
Amherst	11	2	6	19

Team summary

River Hawks

#	Player	G	A	P	PM	BL	SH	+/-
4	Sam Knoblauch	0	0	0	0	0	1	0
5	Owen Cole	0	0	0	0	0	0	0
6	Isac Jonsson	0	0	0	0	1	1	-1
7	Jordan Schulting	0	0	0	0	0	0	0
9	Reid Stefanson	0	0	0	0	0	2	0
10	Brehdan Engum	0	0	0	0	0	0	-1
11	Jon McDonald	0	0	0	0	1	3	-1
12	Nick Austin	0	1	1	0	1	1	1
14	Ben Meehan	0	0	0	0	2	0	1
17	Marek Korencik	0	0	0	0	1	1	-1
18	Carl Berglund	0	0	0	0	0	4	-1
21	Brian Chambers	0	0	0	0	0	1	-1
22	Blake Wells	0	0	0	0	1	1	0
23	Zach Kaiser	0	0	0	0	0	2	0
24	Lucas Condotta	0	1	1	0	0	1	0
25	Matt Crasa	1	0	1	2	1	4	0
26	Andre Lee	0	0	0	2	1	0	-1
28	Connor Sodergren	0	0	0	0	1	0	0
29	Ryan Brushett	0	0	0	0	1	1	0
31	Owen Savory	0	0	0	0	0	0	0
1	Edvard Nordlund					dnp		
33	Henry Welsch					dnp		
Totals:		1	2	3	4	11	23	-5

Minutemen

#	Player	G	A	P	PM	BL	SH	+/-
3	Ty Farmer	0	0	0	0	3	0	1
4	Matthew Kessel	0	0	0	0	2	0	0
5	Linden Alger	0	0	0	0	0	0	0
6	Ryan Ufko	0	0	0	0	1	0	0
7	Cal Kiefiuk	0	0	0	0	0	2	-1
8	Bobby Trivigno	1	0	1	0	3	4	1
10	Josh Lopina	0	1	1	0	1	1	1
11	Lucas Mercuri	0	0	0	0	0	0	0
12	Garrett Wait	1	1	2	0	0	2	1
13	Reed Lebster	0	0	0	0	2	3	0
14	Ryan Lautenbach	0	0	0	0	1	1	0
15	Oliver MacDonald	0	0	0	0	0	1	0
19	Ryan Sullivan	0	0	0	0	2	1	1
22	Jerry Harding	1	0	1	0	0	3	1
23	Scott Morrow	0	1	1	0	2	0	1
25	Aaron Bohlinger	0	0	0	0	1	0	0
26	Colin Felix	0	0	0	2	3	1	-1
27	Anthony Del Gaizo	0	0	0	0	0	0	1
28	Eric Faith	0	0	0	0	0	0	-1
31	Matt Murray	0	0	0	0	0	0	0
1	Luke Pavichich					dnp		
32	Henry Graham					dnp		
Totals:		3	3	6	2	21	19	5

Power play goals-ATT (SH)

Period	Lowell	Amherst
1st	0-0(0)	1-1(3)
2nd	0-1(3)	0-0(0)
3rd	0-0(0)	0-1(0)
Total	0-1(3)	1-2(3)

Penalty minutes

Period	Lowell	Amherst
1st	1-2	0-0
2nd	0-0	1-2
3rd	1-2	0-0
Total	2-4	1-2

Three stars

Officials

Referee: Geoff Miller
Referee: Steve Rouillard
Linesman: Jeff McCorkle
Linesman: Kyle Richetelle

Goaltenders

River Hawks

#	Player	Min	GA	1	2	3	Saves
31	Owen Savory	58:43	3	9	2	5	16
TM	EMPTY NET	01:17	0	0	0	0	0
Loss - Owen Savory (20-6-2)							

Minutemen

#	Player	Min	GA	1	2	3	Saves
31	Matt Murray	60:00	1	6	12	4	22
Win - Matt Murray (20-12-2)							

Penalty summary

Prd	Player	Team	Min	Offense	Time	
1st	Matt Crasa	Lowell	2	Hooking	11:52	PP
2nd	Colin Felix	Amherst	2	Holding	16:46	PP

Prd	Player	Team	Min	Offense	Time	
3rd	Andre Lee	Lowell	2	Cross Checking	14:21	PP

Referee's Signature _____



2021-22 Men's Ice Hockey Box Score Report

Mar 18, 2022, Start time: 07:30 PM, TD Garden, Boston, Massachusetts
Attendance: 13106

Game duration: 2:31

Faceoff summary

River Hawks

#	Player	W	L	FO%
28	Connor Sodergren	13	7	65.0
24	Lucas Condotta	9	6	60.0
21	Brian Chambers	7	3	70.0
18	Carl Berglund	3	5	37.5
23	Zach Kaiser	2	0	100.0
Totals:		34	21	61.8


Minutemen

#	Player	W	L	FO%
11	Lucas Mercuri	8	7	53.3
10	Josh Lopina	7	15	31.8
27	Anthony Del Gaizo	4	6	40.0
28	Eric Faith	2	6	25.0
Totals:		21	34	38.2

Faceoff chart

River Hawks

FACEOFFS	WON
1st Period	12
2nd Period	10
3rd Period	12
At even strength	32
Power play	1
Short handed	1



Minutemen

WON	FACEOFFS
9	1st Period
8	2nd Period
4	3rd Period
19	At even strength
1	Power play
1	Short handed

Power play summary

River Hawks

Prd	Start	End	Elapsed	Shots	(Opp)
2	16:46	18:46	02:00	3	0
Summary: 1 opps, 3 shots, 0 goal, time 02:00					

Minutemen

Prd	Start	End	Elapsed	Shots	(Opp)
1	11:52	12:27	00:35	3	0
3	14:21	16:21	02:00	0	2
Summary: 2 opps, 3 shots, 1 goal, time 02:35					

Shootout summary

No Shootouts

Penalty shot summary

No Penalty Shots

Referee's Signature _____

IMPORTANT LINKS

Frozen Four History: <http://collegehockeyinc.com/frozen-four.php>

NCAA Record Book: <https://www.ncaa.org/sports/2022/2/9/2022-mens-frozen-four-records.aspx>

Bracket (.pdf): <https://www.ncaa.com/brackets/print/icehockey-men/d1/2022>

TV Schedule: <http://collegehockeyinc.com/tv-schedule.php>

National Scoring Leaders: <https://collegehockeyinc.com/conferences/national/natplayer22.php>

National Goaltending Leaders: <https://collegehockeyinc.com/conferences/national/natgoalie22.php>

Team Rosters, Statistics & Results: <http://collegehockeyinc.com/teams-and-conferences.php>

ACTIVE CAREER LEADERS ENTERING TOURNAMENT (Tourney participants only)**Points:**

Connor Ford, North Dakota – 142
Cameron Wright, Denver – 131
Bobby Trivigno, Massachusetts – 130
Easton Brodzinski, St. Cloud State – 125
Julian Napravnik, Minnesota State – 123
Cole Guttman, Denver – 119
Ethen Frank, Western Michigan – 117
Reggie Lutz, Minnesota State – 114
Sammy Walker, Minnesota – 112
Josh Passolt, Western Michigan – 108

Goals:

Cameron Wright, Denver – 71
Ethen Frank, Western Michigan – 70
Easton Brodzinski, St. Cloud State – 67
Connor Ford, North Dakota – 57
Cole Guttman, Denver – 54
Brian Halonen, Michigan Tech – 53
Bobby Trivigno, Massachusetts – 53
Kobe Roth, Minnesota Duluth – 52
Reggie Lutz, Minnesota State – 50
Wyatt Bongiovanni, Quinnipiac – 49

Assists:

Connor Ford, North Dakota – 85
Julian Napravnik, Minnesota State – 78
Bobby Trivigno, Massachusetts – 77
Seamus Donohue, St. Cloud State – 71
Drew Worrada, Western Michigan – 69

Power-Play Goals:

Cameron Wright, Denver – 29
Connor Ford, North Dakota – 27
Easton Brodzinski, St. Cloud State – 25
Trenton Bliss, Michigan Tech – 22
Ethen Frank, Western Michigan – 21
Aidan McDonough, Northeastern – 21

Shorthanded Goals:

Lucas Condotta, UMass Lowell – 4
Micah Miller, St. Cloud State – 4
Eight players tied w/ – 3

Game-Winning Goals:

Julian Napravnik, Minnesota State – 15
Kobe Roth, Minnesota Duluth – 14
Wyatt Bongiovanni, Quinnipiac – 13
Easton Brodzinski, St. Cloud State – 13
Reggie Lutz, Minnesota State – 13
Josh Passolt, Western Michigan – 13

Games Played:

Connor Ford, North Dakota – 184
Seamus Donohue, St. Cloud State – 182
Cameron Wright, Denver – 181
Matt Anderson, Minnesota Duluth – 179
Justin Misiak, Michigan Tech – 179

ACTIVE CAREER LEADERS ENTERING TOURNAMENT (Tourney participants only)**Games Played:**

Dávid Hrenák, St. Cloud State – 146
Dryden McKay, Minnesota State – 136
Zach Driscoll, North Dakota – 135
Matt Murray, Massachusetts – 120
Matthew Galajda, Notre Dame – 110

Saves:

Dávid Hrenák, St. Cloud State – 3,368
Zach Driscoll, North Dakota – 3,176
Matt Murray, Massachusetts – 2,830
Dryden McKay, Minnesota State – 2,676
Matthew Galajda, Notre Dame – 2,445

Wins:

Dryden McKay, Minnesota State – 110
Dávid Hrenák, St. Cloud State – 82
Matthew Galajda, Notre Dame – 77
Zach Driscoll, North Dakota – 74
Matt Murray, Massachusetts – 73

Save Percentage (Min. 2,000 minutes played):

Dryden McKay, Minnesota State – .932
Matthew Galajda, Notre Dame – .930
Erik Portillo, Michigan – .929
Dylan St. Cyr, Quinnipiac – .926
Blake Pietila, Michigan Tech – .922
Owen Savory, UMass Lowell – .922

Goals-Against Average (Min. 2,000 minutes played):

Dryden McKay, Minnesota State – 1.45
Matthew Galajda, Notre Dame – 1.71
Blake Pietila, Michigan Tech – 1.94
Erik Portillo, Michigan – 2.00
Ryan Fanti, Minnesota Duluth – 2.05

Shutouts:

Dryden McKay, Minnesota State – 33
Dávid Hrenák, St. Cloud State – 14
Matt Murray, Massachusetts – 14
Zach Driscoll, North Dakota – 12
Yaniv Perets, Quinnipiac – 11
Owen Savory, UMass Lowell – 11



Most NCAA Tournament Appearances:

Michigan, Minnesota – 39
Boston University – 37
Boston College – 36
North Dakota – 34
Denver – 30
Michigan State – 27
Harvard – 26
Wisconsin – 26
Clarkson, Cornell, New Hampshire – 22

Other 2022 Tournament teams:

St. Cloud State – 16
Minnesota Duluth – 15
Michigan Tech – 14
Notre Dame – 13
UMass Lowell – 9
Minnesota State, Northeastern, Quinnipiac – 8
Western Michigan – 7
Massachusetts – 4
American International – 3

Longest Active NCAA Appearance Streaks:

Minnesota Duluth – 7
Notre Dame – 6
Minnesota State, St. Cloud State – 4
American International, Massachusetts, Quinnipiac – 3

Most Championships:

Michigan – 9
Denver, North Dakota – 8
Wisconsin – 6
Boston College, Boston University, Minnesota – 5
Lake Superior State, Michigan State, Michigan Tech, Minnesota Duluth – 3
Colorado College, Cornell, Maine, Rensselaer – 2
Bowling Green, Harvard, Massachusetts, Northern Michigan, Providence, Union, Yale – 1

Longest Stretch Since Last Appearance:

UMass Lowell, Western Michigan – 2017

Michigan Tech – 2018

Denver, Harvard, Northeastern – 2019

NCAA Appearances by 2022 Tournament Coaches

Appearances with current school unless noted

18 – Jeff Jackson, Notre Dame (6, including 2 titles, with Lake Superior State)

12 – Scott Sandelin, Minnesota Duluth (3 titles)

10 – Bob Motzko, Minnesota (8 with St. Cloud State)

8 – Mike Hastings, Minnesota State

8 – Rand Pecknold, Quinnipiac

7 – Norm Bazin, UMass Lowell

7 – Ted Donato, Harvard

6 – Mel Pearson, Michigan (2 with Michigan Tech)

5 – Brad Berry, North Dakota

4 – Greg Carvel, Massachusetts

4 – Eric Lang, American International

3 – David Carle, Denver

3 – Brett Larson, St. Cloud State

2 – Joe Shawhan, Michigan Tech

1 – Pat Ferschweiler, Western Michigan

1 – Jerry Keefe, Northeastern

Coaches Coaching their Alma Mater:

Norm Bazin, UMass Lowell

Brad Berry, North Dakota

David Carle, Denver

Greg Carvel, Massachusetts (master's degree)

Ted Donato, Harvard

Pat Ferschweiler, Western Michigan

Eric Lang, American International

Tournament Most Outstanding Players

37 former winners have gone on to play in the NHL, including 2021-22 NHLers Shayne Gostisbehere (Union, 2014); Jon Gillies (Providence, 2015), Drake Caggiula (North Dakota, 2016); and Karson Kuhlman (Minnesota Duluth, 2018).



TEAMS BY THE NUMBERS

2021-22 Records vs. Other NCAA Tournament Teams (*alphabetical*)

American International – 0-3-1
Denver – 7-6-0
Harvard – 2-2-0
Massachusetts – 7-4-1
Mass Lowell – 2-4-1
Michigan – 9-7-1
Michigan Tech – 0-5-1
Minnesota – 7-8-0
Minnesota Duluth – 12-11-2
Minnesota State – 9-2-0
North Dakota – 11-7-1
Northeastern – 2-5-0
Notre Dame – 6-4-0
Quinnipiac – 4-3-1
St. Cloud State – 5-11-4
Western Michigan – 9-10-1

Last 10 Games

Minnesota State – 10-0-0
Minnesota – 9-1-0
Harvard – 8-2-0
Michigan – 8-2-0
North Dakota – 8-2-0
American International – 7-2-1
Massachusetts – 7-3-0
Notre Dame – 7-3-0
Minnesota Duluth – 6-3-1
Denver – 6-4-0
Mass Lowell – 6-4-0
Northeastern – 6-4-0
Quinnipiac – 6-4-0
Western Michigan – 6-4-0
Michigan Tech – 5-4-1
St. Cloud State – 4-5-1

Active Unbeaten Streaks

15 – Minnesota State (15-0-0)
5 – American International (5-0-0)
4 – Michigan (4-0-0)
4 – Minnesota Duluth (4-0-0)
3 – Harvard (3-0-0)
3 – Massachusetts (3-0-0)

Since Christmas

Minnesota State – 19-1-0 (.950)
American International – 19-4-2 (.800)
Michigan – 15-3-1 (.816)
Denver – 16-4-1 (.786)
Minnesota – 14-4-0 (.778)
Quinnipiac – 17-5-0 (.773)
Notre Dame – 15-6-0 (.714)
Harvard – 15-6-2 (.696)
Michigan Tech – 11-5-2 (.667)
Western Michigan – 12-6-1 (.658)
Massachusetts – 13-8-0 (.619)
Mass Lowell – 11-7-0 (.611)
Northeastern – 12-8-0 (.600)
North Dakota – 11-7-1 (.605)
Minnesota Duluth – 10-9-3 (.523)
St. Cloud State – 8-8-4 (.500)

Highest scoring pairs of teammates

98 points – Bobby Brink (55)/Cole Guttman (43), Denver
98 points – Nathan Smith (49)/Julian Napravnik (49), Minnesota State
84 points – Brian Halonen (44)/Trenton Bliss (40), Michigan Tech
82 points – Drew Worrada (44)/Ethen Frank (38), Western Michigan
81 points – Bobby Trivigno (48)/Scott Morrow (33), Massachusetts

42 goals – Ethen Frank (26)/Jason Polin (16), Western Michigan
40 goals – Carter Savoie (20)/Cameron Wright (20), Denver
40 goals – Aidan McDonough (24)/Sam Colangelo (12), Northeastern
39 goals – Ryan Sandelin (21)/Nathan Smith (18) or Julian Napravnik (18), Minnesota State
38 goals – Matty Beniers (19)/Brendan Brisson (19), Michigan

Highest scoring trios of teammates

140 points – Bobby Brink (55)/Cole Guttman (43)/Carter Savoie (42), Denver
139 points – Nathan Smith (49)/Julian Napravnik (49)/Brendan Furry (41), Minnesota State
118 points – Drew Worrada (44)/Ethen Frank (36)/Ronnie Attard (36), Western Michigan
115 points – Matt Beniers (41)/Brendan Brisson (37)/Luke Hughes (37), Michigan
112 points – Brian Halonen (44)/Trenton Bliss (40)/Tommy Parrottino (28), Michigan Tech

58 goals – Carter Savoie (20)/Cameron Wright (20)/Cole Guttman (18), Denver
57 goals – Ryan Sandelin (21)/Nathan Smith (18)/Julian Napravnik (18), Minnesota State
55 goals – Matty Beniers (19)/Brendan Brisson (19)/Luke Hughes (17), Michigan
55 goals – Ethen Frank (26)/Jason Polin (16)/Ronnie Attard (13), Western Michigan
46 goals – Brian Halonen (21)/Logan Pietila (13)/Trenton Bliss (12), Michigan Tech

Teams with the most:

10+ Goal Scorers: 8 – Denver
20+ Goal Scorers: 2 – Denver
10+ Point Players: 17 – Notre Dame
20+ Point Players: 10 – Minnesota State
30+ Point Players: 8 – Denver
40+ Point Players: 4 – Denver, Minnesota State

Most seniors (incl. graduate students):

13 – Minnesota Duluth
12 – Quinnipiac, St. Cloud State

Fewest seniors:

5 – Denver, North Dakota
6 – Harvard, Minnesota, Northeastern

Most juniors and seniors:

20 – St. Cloud State

Top-scoring senior classes (incl. graduate students):

250 points – Quinnipiac
197 points – Michigan Tech
195 points – St. Cloud State
186 points – Western Michigan
180 points – American International

Top-scoring junior classes:

206 points – Minnesota State
139 points – Minnesota
116 points – American International
115 points – UMass Lowell
113 points – Harvard

Top-scoring defense corps:

131 points – Michigan
118 points – Minnesota State, Quinnipiac
114 points – Massachusetts
113 points – Denver

Brothers in the NCAA Tournament:

Bryce (Minnesota) and Easton (St. Cloud State) Brodzinski
Eric (Michigan Tech) and Darian (Minnesota Duluth) Gotz
Riley and Jack Hughes (Northeastern)
Ty and Dylan Jackson (Northeastern)
Trevor and Justin Janicke (Notre Dame)
Jack (Minnesota) and Nick (St. Cloud State) Perbix
Logan and Blake Pietila (Michigan Tech)
Graham and Landon Slaggert (Notre Dame)
Jake and Evan Stella (American International)

Most freshmen:

9 – Denver, Harvard, North Dakota
8 – Minnesota State

Fewest freshmen

4 – St. Cloud State
5 – Five teams tied w/

Most freshmen and sophomores:

20 – Western Michigan

Top-scoring sophomore classes:

203 points – Michigan
115 points – Denver
107 points – North Dakota
106 points – Minnesota State
86 points – Notre Dame

Top-scoring freshman classes:

133 points – Denver
111 points – Harvard
102 points – Michigan
89 points – Minnesota
88 points – Massachusetts

GEOGRAPHIC BREAKDOWN

12 countries, including 28 states, 7 Canadian provinces, and 1 Canadian territory are represented on 2022 NCAA Tournament rosters.

Players By State

93 – Minnesota (21% of all players)
59 – Michigan
27 – Massachusetts
18 – Illinois, New York
15 -- Wisconsin
12 – California
11 – New Jersey
8 -- Pennsylvania
7 – Florida, North Dakota
6 – Colorado
5 – Alaska, Connecticut
4 – Indiana, Missouri, Ohio, Rhode Island, Texas
3 – Virginia
2 – Arizona, North Carolina, Tennessee
1 – Iowa, Nebraska, Oklahoma, South Dakota, Washington

Players By Province/Territory

30 – Ontario
25 – Alberta
20 – British Columbia
13 – Quebec
7 – Saskatchewan
3 – Manitoba, Nova Scotia
1 – Northwest Territories

By Country

307 – United States (70%)
102 – Canada (23%)
11 – Sweden
6 – Finland
2 – Czech Republic, Slovakia
1 – Australia, Austria, Germany, Netherlands, Slovenia, Switzerland

IN THE NHL

323 former NCAA players have appeared in an NHL game this season (*through games of March 20*)

Full list: <https://collegehockeyinc.com/2021-22-alums-nhl.php>

Most NCAA Alumni in the NHL, by Season

327 – 2018-19

323 – 2021-22

314 – 2016-17

310 – 2017-18

305 – 2013-14

48 schools have had an alum in the NHL this season**Colleges producing the most NHLers in 2021-22:**

Minnesota, North Dakota – 24

Boston University – 21

Boston College – 20

Michigan – 19

15 of the 16 schools in the tournament have had an alum in the NHL this season (American International is the exception). Those not listed above:

Notre Dame – 14

Minnesota Duluth – 13

Denver, Massachusetts – 12

Harvard, St. Cloud State – 11

Western Michigan – 9

Northeastern – 8

Michigan Tech, Minnesota State, Quinnipiac, UMass Lowell – 4

NHL Teammates Whose Alma Maters Meet in the First Round (*NHL rosters as of March 21*):

Buffalo: Drake Caggiula (Buffalo) and Vinnie Hinostroza/Anders Bjork (Notre Dame)

Colorado: Erik Johnson (Minnesota) and Cale Makar (Massachusetts)

Los Angeles: Matt Roy (Michigan Tech) and Mikey Anderson/Alex Lafallo (Minnesota Duluth)

Los Angeles: Cal Petersen (Notre Dame) and Troy Stecher (North Dakota)

Montreal: Rem Pitlick (Minnesota) and William Lagesson (Massachusetts)

Nashville: Matt Benning (Northeastern) and Matt Tennyson (Western Michigan)

NY Islanders: Brock Nelson/Zach Parise (North Dakota) and Anders Lee/Kyle Palmieri (Notre Dame)

NY Rangers: Ryan Lindgren (Minnesota) and Justin Braun/Frank Vatrano (Massachusetts)

Pittsburgh: Danton Heinen/Jason Zucker (Denver) and Chad Ruhwedel (UMass Lowell)

Pittsburgh: John Marino (Harvard) and Teddy Blueger (Minnesota State)

San Jose: Mario Ferraro (Massachusetts) and Scott Reedy (Minnesota)

Winnipeg: Paul Stastny (Denver) and Connor Hellebuyck (UMass Lowell)

FORMER NCAA PLAYERS IN THE NHL THIS YEAR**By years in school (67% played at least three years)**

Four years – 92
Three years – 126
Two years – 72
One year – 33

By position:

187 forwards
111 defensemen
25 goaltenders

By NHL Draft status:

113 were first- or second-round picks
126 were third- through ninth-round picks
84 were undrafted free agents

By nationality:

227 Americans
84 Canadians
12 Europeans

FUTURE NHLers

More than 200 NHL Draft Picks played college hockey this season. 104 are in the NCAA Tournament, including 12 first-round picks:

Owen Power, Michigan (Buffalo, 1st, 2021)
Matty Beniers, Michigan (Seattle, 2nd, 2021)
Luke Hughes, Michigan (New Jersey, 4th, 2021)
Kent Johnson, Michigan (Columbus, 5th, 2021)
Matthew Coronato, Harvard (Calgary, 13th, 2021)
Chaz Lucius, Minnesota (Winnipeg, 18th, 2021)
Mackie Samoskevich, Michigan (Florida, 24th, 2021)
Corson Ceulemans, Wisconsin (Columbus, 25th, 2021)
Jake Sanderson, North Dakota (Ottawa, 5th, 2020)
Brendan Brisson, Michigan (Vegas, 29th, 2020)
John Beecher, Michigan (Boston, 30th, 2019)
Ryan Johnson, Minnesota (Buffalo, 31st, 2019)

All 16 NCAA Tournament teams have at least one NHL Draft pick on their roster. Draft picks per team:

Minnesota – 14
Michigan – 13
Denver – 12
Harvard – 11
North Dakota, Notre Dame – 9
Northeastern – 8
Massachusetts, Minnesota Duluth – 7
St. Cloud State – 5
Minnesota State, Quinnipiac, UMass Lowell, Western Michigan – 2
American International, Michigan Tech – 1

All 32 NHL teams have prospects in the NCAA Tournament. By team:

Anaheim – 9

Montreal – 7

Detroit, Tampa Bay, Toronto – 6

Buffalo, Los Angeles, Philadelphia – 5

Colorado, Ottawa – 4

Arizona, Boston, Chicago, Florida, Nashville, Washington – 3

Calgary, Carolina, Dallas, Edmonton, Minnesota, New Jersey, NY Rangers, Pittsburgh, Seattle, Vancouver, Vegas, Winnipeg – 2

Columbus, NY Islanders, San Jose, St. Louis – 1

Sons of NHLers in the NCAA Tournament:

Kyle Aucoin, Harvard, (son of Adrian)

Mike Benning, Denver (son of Brian)

Thomas Bordeleau, Michigan (son of Sebastien)

Skyler Brind'Amour, Quinnipiac (son of Rod)

Marcus Chorney, Quinnipiac (son of Marc)

Jack Donato, Harvard (son of Ted)

Ryan Johnson, Minnesota (son of Craig)

Zakary Karpa, Harvard (son of Dave)

Cam Knuble, Western Michigan (son of Mike)

Philippe Lapointe, Michigan (son of Martin)

Dryden McKay, Minnesota State (son of Ross)

Rhett Pitlick, Minnesota (Son of Lance)

Jake Pivonka, Notre Dame (son of Michal)

Ryder Rolston, Notre Dame (son of Brian)

Ryan Sandelin, Minnesota State (son of Scott)

Jake Sanderson, North Dakota (son of Geoff)

Dylan St. Cyr, Quinnipiac (son of Manon Rheaume)

Ryan St. Louis, Northeastern (son of Martin)

Bennett Zmolek, Minnesota State (son of Doug)

Players in the NCAA Tournament with brothers who have played in the NHL:

Mike Benning, Denver (Matt)

Brady Bjork, Notre Dame (Anders)

Bryce Brodzinski, Minnesota, and Easton Brodzinski, St. Cloud State (Jonny)

Noah Cates, Minnesota Duluth (Jackson)

Marcus Chorney, Quinnipiac (Taylor)

Jack Donato, Harvard (Ryan)

Akito Hirose, Minnesota State (Taro)

Rhett Pitlick, Minnesota (Rem)

Baker Shore, Harvard (Drew, Nick)

OTHER RESOURCES

Differences between NHL and NCAA rules: <http://collegehockeyinc.com/key-differences-ncaa-and-nhl-rules.php>

College Hockey, Inc. Media Center: <http://collegehockeyinc.com/media-center.php>

For additional information:

Jayson Hajdu, Director of Communications

jhajdu@collegehockeyinc.com | Cell: (701) 740-7659