



**2024 Hockey East  
Men's Semifinals  
Press Kit**



# TOURNAMENT QUICK REFERENCE

YEAR	CHAMPIONSHIP GAME	TOURNAMENT MVP
1985	Providence 2, Boston College 1 (2OT)	Chris Terreri - PC
1986	Boston University 9, Boston College 4	Peter Marshall - BU
1987	Boston College 4, Maine 2	Brian Leetch - BC
1988	Northeastern 4, Maine 3	Bruce Racine - NU
1989	Maine 5, Boston College 4	Bob Beers - Maine
1990	Boston College 4, Maine 3	Scott LaGrand - BC
1991	Boston University 4, Maine 3 (OT)	Shawn McEachern - BU
1992	Maine 4, New Hampshire 1	Scott Pellerin - Maine
1993	Maine 5, Boston University 2	Jim Montgomery - Maine
1994	Boston University 3, UMass Lowell 2	Dwayne Roloson - UML
1995	Boston University 3, Providence 2	Bob Bell - PC
1996	Providence 3, Maine 2	Joe Hulbig - PC
1997	Boston University 4, New Hampshire 2	Michel Larocque - BU
1998	Boston College 3, Maine 2	Marty Reasoner - BC
1999	Boston College 5, New Hampshire 4 (OT)	Blake Bellefeuille - BC
2000	Maine 2, Boston College 1	Niko Dimitrakos - Maine
2001	Boston College 5, Providence 3	Chuck Kobasew - BC
2002	New Hampshire 3, Maine 1	Darren Haydar - UNH
2003	New Hampshire 1, Boston University 0 (OT)	Sean Fields - BU
2004	Maine 2, UMass 1 (3OT)	Jimmy Howard - Maine
2005	Boston College 3, New Hampshire 1	Brian Boyle - BC
2006	Boston University 2, Boston College 1 (OT)	David Van der Gulik - BU
2007	Boston College 5, New Hampshire 2	Brock Bradford - BC
2008	Boston College 4, Vermont 0	Nathan Gerbe - BC
2009	Boston University 1, UMass Lowell 0	Kieran Millan - BU
2010	Boston College 7, Maine 6 (OT)	Matt Lombardi - BC
2011	Boston College 5, Merrimack 3	Cam Atkinson - BC
2012	Boston College 4, Maine 1	Johnny Gaudreau - BC
2013	UMass Lowell 1, Boston University 0	Connor Hellebuyck - UML
2014	UMass Lowell 4, New Hampshire 0	Connor Hellebuyck - UML
2015	Boston University 5, UMass Lowell 3	Jack Eichel - BU
2016	Northeastern 3, UMass Lowell 1	Kevin Boyle - UML
2017	UMass Lowell 4, Boston College 3	C.J. Smith - UML
2018	Boston University 2, Providence 0	Jake Oettinger - BU
2019	Northeastern 3, Boston College 2	Cayden Primeau - NU
2020	<i>No Tournament Held (COVID-19)</i>	--
2021	Massachusetts 1, UMass Lowell 0	Bobby Trivigno - UMass
2022	Massachusetts 2, UConn 1 (OT)	Bobby Trivigno - UMass
2023	Boston University 3, Merrimack 2 (OT)	Lane Hutson - BU

## 2023 HOCKEY EAST TOURNAMENT

### OPENING ROUND

No. 11 UVM def. No. 6 ME (4-2)  
 No. 7 PC def. No. 10 UNH (2-1 OT)  
 No. 8 BC def. No. 9 UMass (5-2)

### QUARTERFINALS

No. 1 BU def. No. 11 UVM (7-3)  
 No. 2 MC def. No. 8 BC (1-0 2OT)  
 No. 7 PC def. No. 3 NU (2-1 OT)  
 No. 5 UML def. No. 4 UConn (2-1)

### SEMIFINALS

No. 1 BU def. No. 7 PC (2-1 OT)  
 No. 2 MC def. No. 5 UML (2-1 OT)

### CHAMPIONSHIP

No. 1 BU def. No. 2 MC (3-2 OT)

### Steve Nazro All-Tournament Team

G: Drew Commesso, BU  
 D: Christian Felton, MC  
 D: Lane Hutson, BU (MVP)  
 F: Matt Copponi, MC  
 F: Devin Kaplan, BU  
 F: Dylan Peterson, MC

## TOURNAMENT BREAKDOWN

Team	App.	Record	Titles	Last	2nd	Semis	MVPs
Boston College	39	77-37-2	11	2012	7	27	11
Boston University	39	80-43-1	10	2023	3	27	9
UConn	8	3-12-0	0	-	1	1	0
Maine	36	57-45-0	5	2004	9	20	5
Massachusetts	26	21-38-0	2	2022	1	7	2
UMass Lowell	35	51-54-3	3	2017	5	21	5
Merrimack	26	18-45-0	0	-	2	3	0
New Hampshire	37	56-50-2	2	2003	6	17	1
Northeastern	32	33-48-1	3	2019	0	11	2
Providence	36	45-55-1	2	1996	3	17	3
Vermont	16	19-29-0	0	-	1	3	0

# REGULAR SEASON QUICK REFERENCE

<b>Year</b>	<b>Season Champion</b>	<b>Player of the Year</b>	<b>Rookie of the Year</b>	<b>Coach of the Year</b>	<b>Scoring Leader</b>	<b>GAA Leader</b>
1984-85	Boston College 24-9-1	Chris Terreri Providence	Ken Hodge Boston College	Len Ceglarski Boston College	Tim Army, PC 60 points	Chris Terreri, PC 3.49 GAA
1985-86	Boston College (2) 23-9-2	Scott Harlow Boston College	Scott Young, BU Al Loring, ME	Jack Parker Boston University	Scott Harlow, BC 67 points	Scott Gordon, BC 3.42 GAA
1986-87	Boston College (3) 26-6-0	Brian Leetch Boston College	Brian Leetch Boston College	Bill Riley, Jr. Lowell	Craig Janney, BC 74 points	Scott King, ME 3.06 GAA
1987-88	Maine 20-4-2	Mike McHugh Maine	Mario Thyer Maine	Shawn Walsh Maine	David Capuano, ME 59 points	Scott King, ME 2.97 GAA
1988-89	Boston College (4) 16-6-4	Greg Brown Boston College	Rob Gaudreau, PC Scott Pellerin, ME	Fern Flaman Northeastern	Tim Sweeney, BC 48 points	David Littman, BC 3.04 GAA
1989-90	Boston College (5) 15-6-0	Greg Brown Boston College	Scott Cashman Boston University	Shawn Walsh (2) Maine	David Emma, BC 44 points	Scott King, ME 2.35 GAA
1990-91	Boston College (6) 16-5-0	David Emma Boston College	Jeff Levy New Hampshire	Dick Umile New Hampshire	David Emma, BC 51 points	Scott LaGrand, BC 3.02 GAA
1991-92	New Hampshire 15-4-2	Scott Pellerin Maine	Ian Moran, BC Craig Darby, PC	Jack Parker (2) Boston University	Mike Boback, PC 39 points	Derek Herlofsky, BU 2.45 GAA
1992-93	Maine (2) 22-1-1	Paul Kariya Maine	Paul Kariya Maine	Shawn Walsh (3) Maine	Paul Kariya, ME 63 points	Garth Snow, ME 2.01 GAA
1993-94	Boston University 21-3-0	Dwayne Roloson UMass Lowell	Greg Bullock UMass Lowell	Bruce Crowder UMass Lowell	Mike Pomichter, BU 33 points	Derek Herlofsky, BU 2.27 GAA
1994-95	BU 16-5-3 (2) Maine 15-3-6 (3)	Chris Imes Maine	Mark Mowers New Hampshire	Shawn Walsh (4) Maine	Greg Bullock, UML 47 points	Blair Allison, ME 2.72 GAA
1995-96	Boston University (3) 17-5-2	Jay Pandolfo Boston University	Marty Reasoner Boston College	Bruce Crowder (2) UMass Lowell	Chris Drury, BU 42 points	Tom Noble, BU 2.89 GAA
1996-97	BU 16-4-4 (4) UNH 18-6-0 (2)	Chris Drury Boston University	Greg Koehler UMass Lowell	Dick Umile (2) New Hampshire	Chris Drury, BU 41 points	Michel Larocque, BU 2.57 GAA
1997-98	Boston University (5) 18-4-2	Chris Drury Boston University	Brian Gionta Boston College	Bruce Crowder (3) Northeastern	Tom Nolan, UNH (42) Marty Reasoner, BC	Michel Larocque, BU 1.74 GAA
1998-99	New Hampshire (3) 18-3-3	Jason Krog New Hampshire	Darren Haydar New Hampshire	Dick Umile (3) New Hampshire	Jason Krog, UNH 53 points	Ty Conklin, UNH 1.64 GAA
1999-00	Boston University (6) 15-3-6	Ty Conklin, UNH Mike Mottau, BC	Rick DiPietro Boston University	Jack Parker (3) Boston University	Cory Larose, ME 33 points	Scott Clemmensen, BC 1.98 GAA
2000-01	Boston College (7) 17-5-2	Brian Gionta Boston College	Chuck Kobasew Boston College	Paul Pooley Providence	Brian Gionta, BC 35 points	Ty Conklin, UNH 1.83 GAA
2001-02	New Hampshire (4) 17-4-3	Darren Haydar New Hampshire	Sean Collins New Hampshire	Dick Umile (4) New Hampshire	Darren Haydar, UNH 42 points	Mike Ayers, UNH 1.79 GAA
2002-03	BC 16-6-2 (8) UNH 15-5-4 (5)	Mike Ayers, UNH Ben Eaves, BC	Jimmy Howard Maine	Don Cahoon Massachusetts	Ben Eaves, BC 42 points	Matti Kaltiainen, BC 2.20 GAA, .898 save%
2003-04	Boston College (9) 17-4-3	Steve Saviano New Hampshire	Michel Léveillé Maine	Jerry York Boston College	Ryan Shannon, BC Tony Voce, BC (27 points)	Jimmy Howard, ME 1.15 GAA, .953 save%
2004-05	Boston College (10) 14-3-7	Patrick Eaves Boston College	Peter Vetri UMass Lowell	Jack Parker (4) Boston University	Jason Guerriero, NU 34 points	Matti Kaltiainen, BC 1.81 GAA, .921 save%

# REGULAR SEASON QUICK REFERENCE

Year	Season Champion	Player of the Year	Rookie of the Year	Coach of the Year	Scoring Leader	GAA Leader
2005-06	Boston University (7) 17-7-3	Chris Collins Boston College	Brandon Yip Boston University	Jack Parker (5) Boston University	Chris Collins, BC 39 points	Cory Schneider, BC 1.96 GAA, .932 save%
2006-07	New Hampshire (6) 18-7-2	John Curry Boston University	Teddy Purcell Maine	Dick Umile (5) New Hampshire	Brian Boyle, BC 37 points	John Curry, BU 1.85 GAA, .934 save%
2007-08	New Hampshire (7) 19-5-3	Kevin Regan New Hampshire	Colin Wilson Boston University	Kevin Sneddon Vermont	Bryan Ewing, BU 35 points	Kevin Regan, UNH 1.83 GAA, .940 save%
2008-09	Boston University (8) 18-5-4	Brad Thiessen Northeastern	Kieran Millan Boston University	Greg Cronin Northeastern	James Marcou, UMass Colin Wilson, BU 35 points	Brad Thiessen, NU 2.09 GAA, .932 save%
2009-10	New Hampshire (8) 15-6-6	Bobby Butler New Hampshire	Stephane Da Costa Merrimack	Mark Dennehy, MC Dick Umile, UNH (6)	Bobby Butler, UNH Gustav Nyquist, ME 41 points	Carter Hutton, UML 2.35 GAA, .925 save%
2010-11	Boston College (11) 20-6-1	Paul Thompson New Hampshire	Charlie Coyle Boston University	Jerry York (2) Boston College	Paul Thompson, UNH 42 points	John Muse, BC 1.84 GAA, .933 save%
2011-12	Boston College (12) 19-7-1	Spencer Abbott Maine	Scott Wilson UMass Lowell	Norm Bazin UMass Lowell	Spencer Abbott, ME 38 points	Parker Milner, BC 1.85 GAA, .928 save%
2012-13	UMass Lowell 16-9-2	Johnny Gaudreau Boston College	Jon Gillies Providence	Norm Bazin (2) UMass Lowell	Johnny Gaudreau, BC 36 points	Connor Hellebuyck 1.38 GAA, .948 save%
2013-14	Boston College (13) 16-2-2	Johnny Gaudreau Boston College	Mario Puskarich Vermont	Jerry York (3) Boston College	Johnny Gaudreau, BC 36 points	Thatcher Demko, BC 1.35 GAA, .948 save%
2014-15	Boston University (9) 14-5-3	Jack Eichel Boston University	Jack Eichel Boston University	David Quinn Boston University	Jack Eichel, BU 44 points	Jon Gillies, PC 1.74 GAA, .939 save%
2015-16	BC 15-2-5 (14) PC 16-3-3	Thatcher Demko - BC Kevin Boyle - UML	Colin White Boston College	Nate Leaman Providence	Andrew Poturalski, UNH 31 points	Nick Ellis, PC 1.80 GAA, .936 save%
2016-17	UML 14-7-1 (2) BU 13-6-3 (10) BC 13-6-3 (15)	Zach Aston-Reese Northeastern	Clayton Keller Boston University	Norm Bazin (3) UMass Lowell	Tyler Kelleher, UNH 37 points	Jake Oettinger, BU 2.09, .927 save%
2017-18	Boston College (16) 18-6-0	Adam Gaudette Northeastern	Logan Hutsko Boston College	Jerry York (4) Boston College	Adam Gaudette, NU 35 points	Cayden Primeau, NU 1.79 GAA, .937 save%
2018-19	Massachusetts 18-6-0	Cale Makar Massachusetts	Joel Farabee Boston University	Greg Carvel Massachusetts	Mitchell Chaffee, UMass 31 points	Hayden Hawkey, PC 1.74 GAA, .923 save%
2019-20	Boston College (17) 17-6-1	Jeremy Swayman Maine	Alex Newhook Boston College	Dennis "Red" Gendron Maine	Jack Dugan, PC 35 points	Matt Murray, UMA 1.88 GAA, .917 save%
2020-21	<i>COVID-19</i> --	Spencer Knight Boston College	Josh Lopina, UMA Nikita Nesterenko, BC	Jerry York (5) Boston College	Jonny Evans, UConn 28 points	Filip Lindberg, UMA 1.61 GAA, .937 save%
2021-22	Northeastern 15-8-1	Bobby Trivigno Massachusetts	Devon Levi Northeastern	Jerry Keefe Northeastern	Bobby Trivigno, UMass 32 points	Devon Levi, NU 1.64 GAA, .951 save%
2022-23	Boston University (11) 18-6-0	Devon Levi Northeastern	Lane Hutson Boston University	Jay Pandolfo Boston University	Lane Hutson, BU !* 34 points	Devon Levi, NU 1.81 GAA, .947 save%
2023-24	Boston College (18) 20-3-1	-- --	-- --	-- --	Macklin Celebrini, BU * 44 points	Jakob Hellsten, UNH 2.06 GAA, .908 save%

# TOURNAMENT COACHING RECORDS

Coach	School	Years	Games	Record	Titles
Jerry York	Boston College	1995 - 2023	91	65-25-1	9 ('98, '99, '01, '05, '07, '08, '10, '11, '12)
Jack Parker	Boston University	1985 - 2013	98	62-35-1	7 ('86, '91, '94, '95, '97, '06, '09)
Dick Umile	New Hampshire	1991 - 2018	93	51-41-1	2 ('02, '03)
Shawn Walsh	Maine	1985 - 2001 ^	45	31-14	4 ('89, '92, '93, '00)
Tim Whitehead	Career	1997 - 2013	49	24-24-1	1 ('04)
	<i>UMass Lowell</i>	<i>1997-2001</i>	<i>14</i>	<i>6-7-1</i>	--
	<i>Maine</i>	<i>2002-2013</i>	<i>35</i>	<i>18-17-0</i>	1 ('04)
<b>Norm Bazin *</b>	<b>UMass Lowell</b>	<b>2012 -</b>	<b>40</b>	<b>25-15</b>	<b>3 ('13, '14, '17)</b>
<b>Nate Leaman *</b>	<b>Providence</b>	<b>2012 -</b>	<b>36</b>	<b>20-16</b>	--
Kevin Sneddon	Vermont	2004 - 2020	43	18-25	--
Jim Madigan	Northeastern	2012 - 21	23	15-8	2 ('16, '19)
Paul Pooley	Providence	1995 - 2005	32	13-19	1 ('96)
David Quinn	Boston University	2013 - 2018	16	12-4	2 ('15, '18)
Mark Dennehy	Merrimack	2006 - 2018	29	12-17	--
<b>Greg Carvel *</b>	<b>Massachusetts</b>	<b>2016 -</b>	<b>18</b>	<b>11-7</b>	<b>2 ('21, '22)</b>
Len Ceglarski	Boston College	1985 - 1992	18	10-7-1	2 ('87, '90)
Bruce Crowder	Career	1992-96, 2005-11	29	10-19-1	--
	<i>UMass Lowell</i>	<i>1992 - 1996</i>	<i>16</i>	<i>8-7-1</i>	--
	<i>Northeastern</i>	<i>2005 - 11</i>	<i>14</i>	<i>2-12-0</i>	--
Mike McShane	Providence	1986 - 1994	23	9-13-1	--
Jeff Jackson	Notre Dame	2014 -	16	8-8	--
Greg Cronin	Career	1996, 2005-11	17	8-9	--
	<i>Maine</i>	<i>1996 ^</i>	<i>4</i>	<i>3-1</i>	--
	<i>Northeastern</i>	<i>2005 - 11</i>	<i>13</i>	<i>5-8</i>	--
Don "Toot" Cahoon	Massachusetts	2001 - 2012	25	8-17	--
Blaise McDonald	UMass Lowell	2001 - 2011	22	7-15	--
Fern Flaman	Northeastern	1985 - 89	12	5-7	1 ('88)
Fernie Flaman	Northeastern	1985 - 1989	12	5-7	--
Bill Riley	UMass Lowell	1985 - 1991	16	5-10-1	--
<b>Jay Pandolfo *</b>	<b>Boston University</b>	<b>2023 -</b>	<b>4</b>	<b>4-0</b>	<b>1 ('23)</b>
Steve Stirling	Providence	1985	4	4-0	1 ('85)
Steve Cedorchuk	Boston College	1993 - 1994	4	4-0	--
Steve Stirling	Providence	1985	4	4-0	--
Red Gendron	Maine	2013 -	17	4-13	--
Ron Anderson	Merrimack	1985 - 1998	16	3-13	--
Bob Kullen	New Hampshire	1987-1990	5	2-3	--
Don McKenney	Northeastern	1990 - 1991	5	2-3	--
Albie O'Connell	Boston University	2019 - 2022	6	2-4	--
Ben Smith	Northeastern	1992 - 1996	10	2-7-1	--
<b>Scott Borek *</b>	<b>Merrimack</b>	<b>2019 -</b>	<b>6</b>	<b>3-3</b>	--
<b>Mike Cavanaugh *</b>	<b>UConn</b>	<b>2014 -</b>	<b>15</b>	<b>3-12</b>	--
<b>Greg Brown *</b>	<b>Boston College</b>	<b>2023 -</b>	<b>3</b>	<b>2-1</b>	--
<b>Jerry Keefe *</b>	<b>Northeastern</b>	<b>2022 -</b>	<b>5</b>	<b>2-3</b>	--
Charlie Holt	New Hampshire	1985 - 1986	4	1-2	--
Todd Woodcroft	Vermont	2021 - 2022	4	1-3	--
<b>Mike Souza *</b>	<b>New Hampshire</b>	<b>2019 -</b>	<b>8</b>	<b>2-6</b>	--
John Micheletto	Massachusetts	2013 - 2016	6	1-5	--
Joe Mallen	Massachusetts	1994 - 2000	10	1-9	--
<b>Ben Barr *</b>	<b>Maine</b>	<b>2022 -</b>	<b>3</b>	<b>1-2</b>	--
<b>Steve Wiedler *</b>	<b>Vermont</b>	<b>2024 -</b>	<b>1</b>	<b>0-1</b>	--
Tim Army	Providence	2006 - 2011	6	0-6	--
Chris Serino	Merrimack	1999 - 2005	12	0-12	--

\*active

^ Shawn Walsh was suspended for the 1996 tournament and Greg Cronin served as head coach as of March 16, 2024

# ALL-TIME TOURNAMENT RESULTS

Season	Opening Round	Quarterfinals	Semifinals	Final	Consolation
1985	--	No. 5 UL def. No. 4 UNH (7-6, 4-8, 1-0) No. 2 BU def. No. 7 ME (7-4, 4-2) No. 3 PC def. No. 6 NU (3-2, 3-0)	No. 3 PC def. No. 2 BU (5-2) No. 1 BC def. No. 5 UL (6-5)	No. 3 PC def. No. 1 BC (2-1, 2OT)	No. 2 BU def. No. 5 UML (6-4)
1986	--	No. 6 UL def. No. 3 NU (4-2, 3-4) No. 2 BU def. No. 7 UNH (1-1, 4-3) No. 4 PC def. No. 5 ME (5-4, 5-2)	No. 2 BU def. No. 4 PC (3-2) No. 1 BC def. No. 6 UL (5-2)	No. 2 BU def. No. 1 BC (9-4)	No. 6 UML 8 def. No. 4 PC (8-5)
1987	--	No. 3 NU def. No. 4 BU (3-2) No. 3 ME def. No. 6 PC (5-2)	No. 3 Maine def. No. 2 UL (5-4) No. 1 BC def. No. 5 NU (9-3)	No. 1 BC def. No. 3 ME (4-2)	--
1988	--	No. 4 UL def. No. 5 BC (3-3, 5-2) No. 6 PC def. No. 3 BU (3-2, 6-4)	No. 2 NU def. No. 4 UL (3-1, 1-2) No. 1 ME def. No. 6 PC (6-5, 11-2)	No. 2 NU def. No. 1 ME (4-3)	--
1989	--	No. 4 PC def. No. 5 BU (3-2) No. 3 NU def. No. 6 UNH (5-4, OT)	No. 1 BC def. No. 4 PC (6-5, 2OT) No. 2 Maine def. No. 3 NU (3-2, OT)	No. 2 Maine def. No. 1 BC (5-4)	No. 4 PC def. No. 3 NU (3-2)
1990	--	No. 1 BC def. No. 8 MC (3-1, 3-6, 8-5) No. 2 ME def. No. 7 UL (7-3, 16-0) No. 3 BU def. No. 6 NU (3-4, 5-2, 5-3) No. 5 UNH def. No. 4 PC (1-5, 2-0, 7-4)	No. ME def. No. 3 BU, 3-1 No. 1 BC def. No. 5 UNH, 5-4 (OT)	No. 1 BC def. No. 3 ME, 4-3	--
1991	--	No. 8 NU def. No. 1 BC (6-5) No. 2 ME def. No. 7 UML (5-3) No. 3 BU def. No. 6 MC (7-1) No. 4 PC def. No. 5 UNH (4-1)	No. 3 BU def. No. 4 PC (7-5) No. 2 ME def. No. 8 NU (4-3, OT)	No. 3 BU def. No. 2 ME (4-3, OT)	--
1992	--	No. 1 ME def. No. 8 MC (7-0) No. 2 UNH def. No. 7 NU (4-2) No. 3 PC def. No. 6 UML (7-0) No. 5 BC def. No. 4 BU (5-2)	No. 1 ME def. No. 5 BC (7-3) No. 2 UNH def. No. 3 PC (5-3)	No. 1 ME def. No. 2 UNH (4-1)	
1993	--	No. 1 ME def. No. 8 NU (6-1, 9-5) No. 2 BU def. No. 7 BC (6-2, 5-1) No. 3 UNH def. No. 6 MC (5-3, 9-2) No. 4 UML def. No. 5 PC (7-4, 3-3, OT)	No. 1 ME def. No. 4 UML (7-5) No. 2 BU def. No. 3 UNH (2-0)	No. 1 ME def. No. 2 BU (5-2)	No. 4 UML def. No. 3 UNH (5-4, OT)
1994	--	No. 1 BU def. No. 8 ME (8-5, 4-3) No. 2 UML def. No. 7 MC (7-1, 3-0) No. 3 UNH def. No. 6 BC (4-1, 6-5, 2OT) No. 4 NU def. No. 5 PC (4-3, 2-1, OT)	No. 1 BU def. No. 4 NU (5-2) No. 2 UML def. No. 3 UNH (4-2)	No. 1 BU def. No. 2 UML (3-2)	No. 3 UNH ties No. 4 NU (4-4)
1995	No. 9 UMA def. No. 8 BC (5-4)	No. 1 ME def. No. 9 UMA (7-4) No. 2 BU def. No. 7 MC (4-3) No. 6 PC def. No. 3 UNH (3-2, OT) No. 5 UML def. No. 4 NU (5-2)	No. 2 BU def. No. 5 UML (4-2) No. 6 PC def. No. 1 ME (7-3)	No. 2 BU def. No. 6 PC (3-2)	No. 1 ME def. No. 5 UML (6-0)
1996	--	No. 1 BU def. No. 8 UMA (5-2, 14-1) No. 2 UML def. No. 7 NU (7-3, 4-3) No. 3 ME def. No. 6 UNH (4-2, 8-4) No. 4 PC def. No. 5 BC (5-2, 4-2)	No. 3 ME def. No. 2 UML (5-2) No. 4 PC def. No. 1 BU (5-4)	No. 4 PC def. No. 3 ME (3-2)	No. 1 BU def. No. 2 UML (7-3)
1997	--	No. 1 BU def. No. 8 NU (6-2, 7-1) No. 2 UNH def. No. 7 UMA (5-1, 8-2) No. 6 UML def. No. 3 PC (6-2, 6-5) No. 5 BC def. No. 4 MC (7-6, 5-3)	No. 1 BU def. No. 6 UML (3-2) No. 2 UNH def. No. 5 BC (4-0)	No. 1 BU def. No. 2 UNH (4-2)	No. 5 BC ties No. 6 UML (2-2, OT)
1998	--	No. 8 MC def. No. 1 BU (4-1, 5-6, 5-4) No. 2 BC def. No. 7 PC (4-3, 6-3) No. 6 ME def. No. 3 UNH (3-2, 2OT, 5-3) No. 5 UML def. No. 4 NU (8-2, 2-3, 5-1)	No. 2 BC def. No. 8 MC (7-2) No. 6 ME def. No. 5 UML (6-2)	No. 2 BC def. No. 6 ME (3-2)	--
1999	--	No. 1 UNH def. No. 8 MC (3-2, 5-4) No. 2 ME def. No. 7 UMA (3-1, 5-2) No. 3 BC def. No. 6 UML (5-0, 5-4) No. 4 PC def. No. 5 BU (8-2, 2-8, 5-1)	No. 3 BC def. No. 2 ME (3-2) No. 1 UNH def. No. 4 PC (6-2)	No. 3 BC def. No. 1 UNH (5-4, OT)	--
2000	--	No. 1 BU def. No. 8 UMA (4-2, 5-2) No. 2 UNH def. No. 7 MC (5-2, 3-2, OT) No. 3 BC def. No. 6 NU (8-4, 3-2) No. 4 ME def. No. 5 PC (5-3, 5-4, OT)	No. 3 BC def. No. 2 UNH (2-1) No. 4 ME def. No. 1 BU (4-2)	No. 4 ME def. No. 3 BC (2-1)	--
2001	--	No. 1 BC def. No. 8 MC (1-0, 5-1) No. 2 ME def. No. 7 NU (2-1, 6-3) No. 3 PC def. No. 6 BU (6-3, 1-2, 4-3, 2OT) No. 5 UML def. No. 4 UNH (2-4, 2-1, 2-1)	No. 1 BC def. No. 5 UML (5-1) No. 3 PC def. No. 2 ME (4-3)	No. 1 BC def. No. 3 PC (5-3)	--
2002	--	No. 1 UNH def. No. 8 MC (6-2, 5-4, OT) No. 2 BU def. No. 7 PC (3-2, 4-2) No. 3 ME def. No. 6 BC (7-3, 4-2) No. 4 UML def. No. 5 NU (5-2, 2-4, 3-1)	No. 1 UNH def. No. 4 UML (4-3) No. 3 ME def. No. 2 BU (4-3)	No. 1 UNH def. No. 3 ME (3-1)	

# ALL-TIME TOURNAMENT RESULTS

Season	Opening Round	Quarterfinals	Semifinals	Final
2003	--	No. 1 UNH def. No. 8 UML (8-4, 8-4) No. 2 BC def. No. 7 MC (4-1, 2-1) No. 6 UMA def. No. 3 ME (5-3, 4-2) No. 5 BU def. No. 4 PC (5-4 OT, 7-1)	No. 1 UNH def. No. 6 UMA (5-4) No. 5 BU def. No. 2 BC (6-5, 2OT)	No. 1 UNH def. No. 5 BU (1-0 OT)
2004	--	No. 8 BU def. No. 1 BC (3-2, 0-4, 4-2) No. 2 ME def. No. 7 MC (2-1, 3-2) No. 3 UMA def. No. 6 UML (6-3, 3-1) No. 4 UNH def. No. 5 PC (2-1, 3-4 OT, 1-0)	No. 3 UMA def. No. 4 UNH (5-2) No. 2 ME def. No. 8 BU (1-0)	No. 2 ME def. No. 3 UMA (2-1, 3OT)
2005	--	No. 1 BC def. No. 8 UMA (3-2 OT, 5-1) No. 2 BU def. No. 7 PC (1-4, 2-0, 2-0) No. 3 UNH def. No. 6 NU (6-1, 4-0) No. 4 ME def. No. 5 UML (7-2, 5-1)	No. 1 BC def. No. 4 ME (2-1, 2OT) No. 3 UNH def. No. 2 BU (5-2)	No. 1 BC def. No. 3 UNH (3-1)
2006	--	No. 1 BU def. No. 8 UMA (4-1, 4-1) No. 2 ME def. No. 7 UML (4-3 OT, 4-3) No. 3 BC def. No. 6 UVM (3-2 OT, 6-2) No. 4 UNH def. No. 5 PC (4-0, 2-1, 2OT)	No. 3 BC def. No. 2 ME (4-1) No. 1 BU def. No. 4 UNH (4-2)	No. 1 BU def. No. 3 BC (2-1 OT)
2007	--	No. 1 UNH def. No. 8 PC (4-0, 6-0) No. 2 BC def. No. 7 NU (3-0, 7-1) No. 3 BU def. No. 6 UVM (2-3, 2-0, 3-2 OT) No. 4 UMA def. No. 5 ME (3-2, 5-2)	No. 1 UNH def. No. 4 UMA (3-2, 2OT) No. 2 BC def. No. 3 BU (6-2)	No. 2 BC def. No. 1 UNH (5-2)
2008	--	No. 1 UNH def. No. 8 UMA (4-1, 7-2) No. 2 BU def. No. 7 UML (5-3, 1-4, 4-2) No. 3 UVM def. No. 6 NU (1-0, 1-2 OT, 4-1) No. 4 BC def. No. 5 PC (5-1, 5-1)	No. 4 BC def. No. 1 UNH (5-4, 3OT) No. 3 UVM def. No. 2 BU (3-1)	No. 4 BC def. No. 3 UVM (4-0)
2009	--	No. 1 BU def. No. 8 ME (2-1, 3-6, 6-2) No. 2 NU def. No. 7 UMA (1-2, 4-1, 3-2 OT) No. 6 BC def. No. 3 UNH (5-3, 1-0) No. 5 UML def. No. 4 UVM (4-3 OT, 4-2)	No. 1 BU def. No. 6 BC (3-2) No. 5 UML def. No. 2 NU (3-2 OT)	No. 1 BU def. No. 5 UML (1-0)
2010	--	No. 8 UVM def. No. 1 UNH (4-7, 1-0, 1-0 OT) No. 2 BC def. No. 7 UMA (6-5, 5-2) No. 3 BU def. No. 6 MC (3-2, 2-3 OT, 3-0) No. 4 ME def. No. UML (1-2, 2-0, 3-2 OT)	No. 4 ME def. No. 3 BU (5-2) No. 2 BC def. No. 8 UVM (3-0)	No. 2 BC def. No. 4 ME (7-6 OT)
2011	--	No. 1 BC def. No. 8 UMA (4-1, 4-2) No. 2 UNH def. No. 7 UVM (3-1, 4-3) No. 6 NU def. No. 3 BU (4-2, 2-5, 5-4) No. 4 MC def. No. 5 ME (5-4, 6-2)	No. 1 BC def. No. 6 NU (5-4) No. 4 MC def. No. 2 UNH (4-1)	No. 1 BC def. No. 4 MC (5-3)
2012	--	No. 1 BC def. No. 8 UMA (2-1, 3-2) No. 7 PC def. No. 2 UML (5-3, 2-3 OT, 1-0) No. 3 BU def. No. 6 UNH (2-3, 2OT, 4-2, 5-4 2OT) No. 4 ME def. No. 5 MC (2-1, 2-5, 2-1)	No. 1 BC def. No. 7 PC (4-2) No. 4 ME def. No. 3 BU (5-3)	No. 1 BC def. No. 4 ME (4-1)
2013	--	No. 1 UML def. No. 8 ME (4-1, 2-1 OT) No. 2 BC def. No. 7 UVM (4-2, 4-1) No. 3 BU def. No. 6 MC (3-0, 5-3) No. 4 PC def. No. 5 UNH (3-2, 1-4, 3-2)	No. 1 UML def. No. 4 PC (2-1) No. 3 BU def. No. 2 BC (6-3)	No. 1 UML def. No. 3 BU (1-0)
2014	No. 6 ME def. No. 11 MC (2-0) No. 7 UVM def. No. 10 UMA (2-1) No. 8 ND def. No. 9 BU (3-2)	No. 8 ND def. No. 1 BC (7-2, 2-4, 4-2) No. 2 UML def. No. 7 UVM (3-2, 2-3 OT, 2-1) No. 3 PC def. No. 6 ME (3-1, 4-2) No. 4 UNH def. No. 5 NU (1-0, 4-5 OT, 5-4)	No. 2 UML def. No. 8 ND (4-0) No. 4 UNH def. No. 3 PC (3-1)	No. 2 UML def. No. 4 UNH (4-0)
2015	No. 5 ND def. No. 12 UMA (3-4 5OT, 5-3, 7-0) No. 11 MC def. No. 6 NU (3-2 OT, 2-1 2OT) No. 7 UVM def. No. 10 ME (4-2, 2-4, 3-2 OT) No. 8 UNH def. No. 9 UConn (5-2, 2-0)	No. 1 BU def. No. 11 MC (6-2, 5-0) No. 8 UNH def. No. 2 PC (2-1 OT, 1-2, 2-1 OT) No. 7 UVM def. No. 3 BC (2-4, 3-1, 1-0) No. 4 UML def. No. 5 ND (5-0, 2-4, 6-4)	No. 4 UML def. No. 7 UVM (4-1) No. 1 BU def. No. 8 UNH (4-1)	No. 1 BU def. No. 4 UML (5-3)
2016	No. 5 BU def. No. 12 UMass (2-1 OT, 5-4) No. 6 NU def. No. 11 ME (3-2 OT, 4-3 OT) No. 7 MC def. No. 10 UNH (1-3, 3-2 OT, 2-1) No. 9 UVM def. No. 8 UConn (2-1, 4-3)	No. 1 BC vs. No. 9 UVM (3-0, 2-3, 4-3 OT) No. 2 PC def. No. 7 MC (3-1, 2-0) No. 6 NU def. 3 ND (3-1, 6-4) No. 4 UML def. No. 5 BU (3-2, 5-0)	No. 6 NU def. No. 1 BC (5-4) No. 4 UML def. No. 2 PC (2-1 3OT)	No. 6 NU def. No. 4 UML (3-1)
2017	No. 5 PC def. No. 12 UMA (3-0, 5-1) No. 6 UVM def. No. 11 ME (5-0, 5-1) No. 10 UNH def. No. 7 MC (0-4, 4-0, 5-2) No. 8 NU def. No. 9 UConn (3-1, 6-2)	No. 1 UML def. No. 10 UNH (1-3, 3-1, 8-2) No. 2 BU def. No. 8 NU (3-2 OT, 3-2) No. 3 BC def. No. 6 UVM (7-0, 7-4) No. 4 ND def. No. 5 PC (5-0, 5-2)	No. 1 UML def. No. 4 ND (5-1) No. 3 BC def. No. 2 BU (3-2)	No. 1 UML def. No. 3 BC (4-3)
2018	No. 6 ME def. No. 11 UNH (4-1, 3-2) No. 10 MC def. No. 7 UML (2-1 OT, 3-2 OT) No. 8 UMA def. No. 9 UVM (3-2 OT, 3-4 OT, 5-1)	No. 1 BC def. No. 10 MC (1-0, 4-3 OT) No. 2 NU def. No. 8 UMass (3-2, 7-2) No. 3 PC def. No. 6 ME (4-3, 3-2) No. 4 BU def. No. 5 UConn (5-4 OT, 2-1)	No. 4 BU def. No. 1 BC (4-3 OT) No. 3 PC def. No. 2 NU (3-2 OT)	No. 4 BU def. No. 3 PC (2-0)

# ALL-TIME TOURNAMENT RESULTS

Season	Opening Round	Quarterfinals	Semifinals	Final
2019	--	No. 1 UMA def. No. 8 UNH (5-4 OT, 6-0) No. 7 BC def. No. 2 PC (4-5 OT, 4-3 OT, 2-1) No. 3 NU def. No. 6 ME (2-1 OT, 2-1) No. 5 BU def. No. 4 UML (3-0, 4-6, 4-1)	No. 7 BC def. No. 1 UMA (3-0) No. 3 NU vs. No. 5 BU (2-1 OT)	No. 3 NU def. No. 7 BC (3-2)
2020	<i>No Tournament Held (COVID-19 Pandemic)</i>			
2021	No. 7 UML def. No. 10 UVM (5-3) No. 9 UNH def. No. 8 ME (7-2)	No. 1 BC def. No. 9 UNH (3-2) No. 7 UML def. No. 2 BU (2-1) No. 3 UMA def. No. 6 NU (4-1) No. 5 PC vs. No. 4 UC (6-1)	No. 7 UML def. No. 1 BC (6-5 2OT) No. 3 UMA def. No. 5 PC (5-2)	No. 3 UMA def. No. 7 UML (1-0)
2022	No. 6 MC def. No. 11 ME (6-2) No. 7 PC def. No. 10 UVM (2-1) No. 8 BC def. NO. 9 UNH (4-3 OT)	No. 1 NU def. No. 8 BC (3-2) No. 2 UMass def. No. 7 PC (4-2) No. 3 UML def. No. 6 MC (7-2) No. 4 UConn def. No. 5 BU (3-1)	No. 4 UConn def. No. 1 NU (4-1) No. 2 UMA def. No. 3 UML (3-1)	No. 2 UMA def. No. 4 UConn (2-1 OT)
2023	No. 11 UVM def. No. 6 ME (4-2) No. 7 PC def. No. 10 UNH (2-1 OT) No. 8 BC def. No. 9 UMass (5-2)	No. 1 BU def. No. 11 UVM (7-3) No. 2 MC def. No. 8 BC (1-0 2OT) No. 7 PC def. No. 3 NU (2-1 OT) No. 5 UML def. No. 4 UConn (2-1)	No. 1 BU def. No. 7 PC (2-1 OT) No. 2 MC def. No. 5 UML (2-1 2OT)	No. 1 BU def. No. 2 MC (3-2 OT)
2024	No. 6 UNH def. No. 11 UML (1-0) No. 7 NU def. No. 10 MC (4-0) No. 8 UC def. NO. 9 UVM (4-1)	No. 1 BC def. No. 8 UC (5-4) No. 2 BU def. No. 7 NU (4-2) No. 3 ME def. No. 6 UNH (5-0) No. 5 UMass def. No. 4 PC (3-1)	No. 1 BC vs. No. 5 UMass No. 2 BU vs. No. 3 Maine	



# HOCKEY EAST TOURNAMENT SKATER SUPERLATIVES

## HAT TRICKS

### Opening Round:

Tyler Ward, UNH (3/9/22; at BC)

### Quarterfinals:

Jon Morris, Lowell ! (3/9/85; 8-4 loss at UNH)  
Ralph Robinson, UNH (3/9/85; 8-4 win vs. UML)  
Andy May, NU (3/4/89; 5-4 OT win vs. UNH)  
Andy Heinze, MC (3/4/90; 6-3 win at BC)  
Marty McInnis, BC (3/5/90; 8-5 win vs. MC) (5 goals)  
Joe Sacco, BU (3/3/90; 5-2 win vs. NU) (5 goals)  
Martin Robitaille, Maine (3/3/90; 16-0 win vs. UML) (4 goals)  
David Emma, BC (2/27/91; 6-5 loss vs. NU)  
Christian Sbrocca, UML (3/12/93; 7-4 win vs. PC)  
Mike Pomichter, BU (3/12/93; 6-2 win vs. BC)  
Peter Ferraro, Maine ! (3/14/93; 9-5 win vs. NU)  
Bob Lachance, BU (3/11/94; 8-5 win vs. Maine)  
Norm Bazin, UML (3/11/94; 3-0 win vs. MC)  
Ryan Haggerty, BC (3/12/94; 6-5 2OT loss at UNH)  
Jacques Joubert, BU (3/12/95; 4-3 win vs. MC)  
Brad Purdie, Maine (3/8/96; 8-4 win vs. UNH)  
Matt Wright, BU (3/8/97; 7-1 win vs. NU)  
Albie O'Connell, BU (3/14/98; 6-5 win vs. MC)  
Chris Drury, BU (3/15/98; 5-4 loss vs. MC)  
Jason Krog, UNH (3/13/99; 5-4 win vs. MC) (4 goals)  
Niko Dimitrakos, Maine (3/9/01; 6-3 win vs. NU)  
Jim Abbott, UNH (3/7/02; 8-4 win vs. UML)  
Ken Magowan, BU (3/7/03; 5-4 win at PC)  
David Van der Gulik, BU (3/10/06; 4-1 win vs. UMass)  
Chris Collins, BC (3/10/06; 6-2 win vs. UVM)  
Matt Fornataro, UNH (3/15/08; 7-2 win vs. UMass)  
Jerry Pollastrone, UNH (3/15/08; 7-2 win vs. UMass)  
Carter Madsen, MC (3/12/11; 6-2 win vs. Maine)  
Jimmy Hayes, BC (3/12/11; 4-2 win vs. UMass)  
Matt Willows, UNH (3/16/13; 4-1 win at PC)  
Kevin Goumas, UNH (3/16/14; 5-4 win vs. NU)  
**Nick Zabaneh, BU (3/11/23; 7-3 win vs. UVM)**

### Semifinals:

Bob Corkum, Maine (3/15/87; 5-4 win vs. UML)  
Mario Thyer, Maine ! (3/9/88; 11-2 win vs. PC)  
Brady Kramer, PC (3/17/95; 7-3 win vs. Maine)  
Jay Pandolfo, BU (3/15/96; 5-4 loss vs. PC)  
Chuck Kobasew, BC ! (3/16/01; 5-1 win vs. UML)  
Justin Maiser, BU (3/14/03; 6-5 OT win vs. BC)  
David Van der Gulik, BU (3/17/06; 9-2 win vs. UNH)

### Championship Game:

Peter Marshall, BU (3/15/86; 9-4 win vs. BC)  
Matt Lombardi, BC (3/20/10; 7-6 OT win vs. Maine)

### Consolation Game:

Rene Boudreault, PC (3/15/86; 8-5 win vs. UML)  
Dave Pensa, UML (3/20/93; 5-4 win vs. UNH)  
Eric Boguniecki, UNH ! (3/19/94; 4-4 tie vs. NU)

## OVERTIME GOALS

### Opening Round:

Shane Walsh, UMass (3/6/15 at ND)  
Kyle Singleton, Merrimack (3/6/15 at NU)  
Mathieu Tibbet, Merrimack (3/7/15 at NU)  
Jonathan Turk, Vermont (3/8/15 vs. Maine)  
Ludvig Larsson, Merrimack (3/4/16 vs. UNH)  
Matt Benning, Northeastern (3/4/16 vs. Maine)  
Bobo Carpenter, Boston Univ. (3/4/16 vs. UMass)  
Kevin Roy, Northeastern (3/5/16 vs. Maine)  
Philip Lagunov, UMass (3/1/18 vs. UVM)  
Cory Thomas, UVM (3/2/18 at UMass)  
Ludvig Larsson, MC (3/2/18 at UML)  
Jace Hennig, MC (3/3/18 at UML)  
Marc McLaughlin, BC (3/9/22 vs. UNH)  
**Jamie Engelbert, PC (3/8/23 vs. UNH)**

### Quarterfinals:

Keith Cyr, NU ! (3/4/89 vs. UNH)  
Eric Boguniecki, UNH ! (3/12/94 vs. BC)  
Tomas Persson, NU (3/12/94 vs. PC)  
David Green, PC (3/9/95 vs. UNH)  
Ben Guite, Maine (3/13/98 at UNH)  
Mike Souza, UNH (3/10/00 vs. MC)  
Brendan Walsh, Maine (3/10/00 vs. PC)  
Marc Suderman, PC (3/11/01 vs. BU)  
Steve Saviano, UNH (3/9/02 vs. MC)  
Bryan Miller, BU \* (3/7/03 at PC)  
Colin McDonald, PC ! (3/12/04 at UNH)  
Stephen Gionta, BC (3/11/05 vs. UMass)  
Peter Harrold, BC \*(3/9/06 vs. UVM)  
Keith Johnson, Maine (3/10/06 vs. UML)  
Daniel Winnik, UNH (3/10/06 vs. PC)  
Brandon Yip, BU (3/10/07 vs. UVM)  
Dennis McCauley, NU (3/15/08; 2-1 win vs. UVM)  
Maury Edwards, UML \* (3/13/09; 4-3 win vs. UVM)  
Alex Tuckerman, NU (3/15/09; 3-2 win vs. UMass)  
Joe Cucci, MC (3/13/10; 3-2 win at BU)  
Jay Anctil, UVM (3/14/10; 1-0 win at UNH)  
Tanner House, Maine (3/14/10; 3-2 win vs. UML)  
Grayson Downing, UNH (3/9/12; 3-2 win at BU)  
Zack Kamrass, UML (3/9/12; 3-2 win vs. PC)  
Alex Chiasson, BU (3/11/12; 5-4 win vs. UNH)  
Derek Arnold, UML (3/15/13; 2-1 win vs. Maine)  
Mike Szmatala, NU ! (3/15/14; 5-4 win at UNH)  
Mario Puskarich, UVM ! (3/15/14; 3-2 win at UML)  
Grayson Downing, UNH (3/13/15; 2-1 win at PC)  
Brett Pesce, UNH (3/15/15; 2-1 win at PC)  
Ryan Fitzgerald, BC (3/12/16; 4-3 win vs. UVM)  
Jordan Greenway, BU (3/10/17; 3-2 win vs. NU)  
Bobo Carpenter, BU (3/9/18; 5-4 win vs. UConn)  
Chris Grando, BC (3/10/18; 4-3 win vs. MC)  
Austin Goldstein, NU (3/15/19; 2-1 win vs. ME)  
Brandon Duhaime, PC (3/15/19; 5-4 win vs. BC)  
Mitchell Chaffee, UMA (3/15/19; 5-4 win vs. UNH)  
Logan Hutsko, BC (3/26/19; 4-3 win vs. PC)  
Brady Berard, PC (3/11/23; 2-1 win at NU)  
Mick Messner, MC (3/11/23; 1-0 win vs. BC)

### Semifinals:

Steve Heinze, BC ! (3/10/89 vs. PC)  
Luke Vitale, Maine (3/10/89 vs. NU)  
Bill Guerin, BC ! (3/9/90 vs. UNH)  
Steve Tepper, Maine (3/8/90 vs. NU)  
Justin Maiser, BU (3/14/03 vs. BC)  
Andrew Alberts, BC \* (3/18/05 vs. Maine)  
Bobby Butler, UNH ! (3/16/07 vs. UMass)  
Benn Ferriero, BC (3/21/08 vs. UNH)  
Chris Auger, UML (3/20/09 vs. NU)  
A.J. White, UML (3/18/16 vs. PC - 3OT)  
Patrick Curry, BU (3/16/18 vs. BC)  
Brandon Duhaime, PC (3/16/18 vs. NU)  
Zach Solow, NU (3/22/19 vs. BU)  
Matt Brown, UML (3/17/21 at BC - 2OT)  
**Quinn Hutson, BU (3/17/23 vs. PC - OT)**  
**Matt Copponi, MC (3/17/23 vs. UML - 2OT)**

### Championship Game:

Steve Rooney, PC (3/16/85 vs. BC)  
Shawn McEachern, BU (3/10/91 vs. Maine)  
Blake Bellefeuille, BC (3/20/99 vs. UNH)  
Tyson Teplitsky, UNH \* (3/15/03 vs. BU)  
Ben Murphy, Maine (3/20/04 vs. UMass)  
Brandon Yip, BU ! (3/18/06 vs. BC)  
Matt Lombardi, BC (3/20/10 vs. Maine)  
Aaron Bohlinger, UMA \* (3/19/22 vs. UConn)  
**Lane Hutson, BU !\* (3/18/23 vs. MC)**

### Consolation Game:

Mike Murray, UML (3/20/93 vs. UNH)  
\* – defenseman  
! – rookie

# HOCKEY EAST TOURNAMENT GOALTENDER SUPERLATIVES

## SHUTOUTS

### Opening Round:

Martin Ouellette, Maine (3/8/14; 2-0 vs. MC - 29 saves)  
 Danny Tirone, UNH ! (3/7/15; 2-0 vs. UConn - 19 saves)  
 Cal Petersen, ND ! (3/8/15 vs. UMass - 23 saves)  
 Collin Delia, MC (3/3/17 vs. UNH - 25 saves)  
 Stefanos Lekkas, UVM ! (3/3/17 vs. ME - 31 saves)  
 Hayden Hawkey, PC (3/3/17 vs. UMA - 22 saves)  
 Danny Tirone, UNH (3/4/17 vs. MC - 44 saves)

**Cameron Whitehead, NU (3/13/24 vs. MC - 22 saves)**

**Jakob Hellsten, UNH (3/13/24 vs. UML - 20 saves)**

### Quarterfinals:

Chris Terreri, PC (3/11/85; 3-0 vs. NU - 31 saves)  
 Pat Szturm, UNH (3/2/90; 2-0 at PC - 33 saves)  
 Scott King, Maine (3/3/90; 16-0 vs. UL - 21 saves)  
 Brad Mullahy, PC (3/6/92; 7-0 vs. UML - 15 saves)  
 Dwayne Roloson, UML (3/11/94; 3-0 vs. MC - 34 saves)  
 Scott Clemmensen, BC (3/11/99; 5-0 vs. UML - 26 saves)  
 Scott Clemmensen, BC (3/9/01; 1-0 vs. MC - 23 saves)  
 Matti Kaltiainen, BC (3/12/04; 4-0 vs. BU - 14 saves)  
 Mike Ayers, UNH (3/13/04; 1-0 vs. PC - 19 saves)  
 Jeff Pietrasiak, UNH (3/11/05; 4-0 vs. NU - 29 saves)  
 John Curry, BU (3/12/05; 2-0 vs. PC - 20 saves)  
 John Curry, BU (3/13/05; 2-0 vs. PC - 22 saves)  
 Kevin Regan, UNH (3/9/06; 4-0 vs. PC - 27 saves)  
 Kevin Regan, UNH (3/8/07; 4-0 vs. PC - 42 saves)  
 Cory Schneider, BC (3/8/07, 3-0 vs. NU - 25 saves)  
 Kevin Regan, UNH (3/9/07, 6-0 vs. PC - 42 saves)  
 John Curry, BU (3/9/07, 2-0 vs. UVM - 29 saves)  
 Joe Fallon, UVM (3/14/08, 1-0 vs. UNH - 20 saves)  
 John Muse, BC (3/14/09), 1-0 vs. UNH - 31 saves)  
 Rob Madore, UVM (3/13/10), 1-0 vs. UNH - 17 saves)  
 Dave Wilson, Maine (3/13/10), 2-0 vs. UML - 23 saves)  
 Rob Madore, UVM (3/14/10), 1-0 vs. UNH - 34 saves)  
 Kieran Millan, BU (3/14/10, 3-0 vs. Merrimack - 34 saves)  
 Alex Beaudry, PC (3/11/12, 1-0 at UML - 29 saves)  
 Sean Maguire, BU (3/15/13, 3-0 vs. MC - 30 saves)  
 Casey DeSmith, UNH (3/14/14, 1-0 vs. NU - 27 saves)  
 Kevin Boyle, UML (3/13/15, 5-0 vs. ND - 21 saves)  
 Brody Hoffman, UVM (3/15/15, 1-0 at BC - 36 saves)  
 Thatcher Demko, BC (3/11/16, 3-0 vs. UVM - 36 saves)  
 Kevin Boyle, UML (3/12/16, 5-0 vs. BU - 24 saves)  
 Nick Ellis, PC (3/12/16, 2-0 vs. MC - 20 saves)  
 Joseph Woll, BC ! (3/10/17 vs. UVM - 22 saves)  
 Cal Petersen, ND (3/10/17 vs. PC - 43 saves)  
 Joseph Woll, BC (3/8/18 vs. MC - 37 saves)  
 Jake Oettinger, BU (3/15/19 vs. UML - 25 saves)  
 Filip Lindberg, UMA (3/16/19 vs. UNH - 18 saves)

**Hugo Ollas, MC (3/11/23 1-0 2OT vs. BC - 36 saves)**

**Albin Boija, ME (3/16/24, 5-0 vs UNH - 18 saves) !**

### Semifinals:

Derek Herlofsky, BU (3/19/93; 2-0 vs. UNH - 26 saves)  
 Sean Matile, UNH ! (3/14/97; 4-0 vs. BC - 30 saves)  
 Jimmy Howard, Maine (3/19/04; 1-0 vs. BU - 21 saves)  
 John Muse, BC (3/19/10; 3-0 vs. UVM - 30 saves)  
 Connor Hellebuyck, UML (3/21/14; 4-0 vs. UND - 35 saves)

### Championship Game:

Mike Ayers, UNH (3/15/03; 1-0 vs. BU - 24 saves)  
 John Muse, BC ! (3/22/08, 4-0 vs. UVM - 29 saves)  
 Kieran Millan, BU ! (3/21/09; 1-0 vs. UML - 32 saves)  
 Connor Hellebuyck, UML ! (3/23/13; 1-0 vs. BU - 36 saves)  
 Connor Hellebuyck, UML (3/22/14; 4-0 vs. UNH - 30 saves)  
 Jake Oettinger, BU (3/17/18; 2-0 vs. PC - 30 saves)  
 Filip Lindberg, UMass (3/20/21; 1-0 vs. UML - 16 saves)

! - rookie

## 40+ SAVES

Date	Goalie	Team	Opp.	Svs.	Result	Rd
3/6/15	Cal Petersen	ND	UMA	87	L, 3-4 (50T)	O
3/6/15	Steve Mastalerz	UMA	at ND	75	W, 4-3 (50T)	O
3/11/12	Kieran Millan	BU	UNH	68	W, 5-4 (20T)	Q
3/16/85	Chris Terreri	PC	BC	65	W, 2-1 (20T)	F
3/7/15	Rasmus Tirronen	MC	at NU	63	W, 2-1 (OT)	O
3/19/04	Jimmy Howard	ME	UMass	63	W, 2-1 (30T)	F
3/21/08	Kevin Regan	UNH	BC	62	L, 4-5 (30T)	S
3/9/02	Joe Exter	MC	at UNH	62	L, 4-5 (OT)	Q
3/10/06	Tyler Sims	PC	at UNH	59	L, 1-2 (20T)	Q
3/19/04	Gabe Winer	UMA	ME	59	L, 1-2 (30T)	F
3/18/16	Kevin Boyle	UML	PC	58	W, 2-1 (30T)	S
3/7/97	Brian Regan	UMA	at UNH	55	L, 1-5	Q
3/11/05	Tyler Sims !	PC	at BU	51	W, 4-1	Q
3/14/15	Rasmus Tirronen	MC	BU	50	L, 0-4	Q
3/8/92	Jeff Levy	UNH	NU	50	W, 4-2	Q
3/14/10	Brian Foster	UNH	UVM	50	L, 0-1	Q
3/11/12	Casey DeSmith	UNH	at BU	50	L, 4-5 (20T)	Q
3/16/19	Mike Robinson	UNH	at UMA	48	L, 4-5 (OT)	Q
3/11/01	Sean Fields !	BU	at PC	48	L, 3-4 (20T)	Q
3/4/16	Danny Tirone	UNH	MC	47	L, 2-3 (OT)	O
3/7/15	Clay Witt	NU	MC	47	L, 1-2 (OT)	O
3/17/95	Bob Bell	PC	ME	47	W, 7-3	S
3/10/00	Tom Welby	MC	at UNH	47	L, 2-3 (OT)	Q
3/9/12	Kieran Millan	BU	UNH	47	L, 2-3 (20T)	Q
3/12/22	Devon Levi	NU	BC	46	W, 3-2	Q
3/4/16	Nic Reynard	UMA	BU	46	L, 1-2 (OT)	O
3/14/03	Sean Fields	BU	BC	46	W, 6-5 (20T)	S
3/12/22	Matt Murray	UMA	PC	45	W, 4-2	Q
3/2/18	Danny Tirone	UNH	at ME	45	L, 1-4	O
3/3/16	Danny Tirone	UNH	MC	45	W, 3-1	O
3/4/90	Yannick Gosselin !	MC	at BC	45	W, 6-3	Q
3/13/98	Marc Robitaille	NU	UML	45	W, 3-2	Q
3/9/22	Eric Dop	BC	UNH	44	W, 4-3 (OT)	O
3/4/17	Danny Tirone	UNH	at MC	44	W, 5-2	O
3/4/17	Danny Tirone	UNH	at MC	44	W, 4-0	O
3/9/02	Nolan Schaefer	PC	at BU	44	L, 2-4	Q
3/22/13	Sean Maguire	BU	BC	44	W, 6-3	S
3/18/21	Spencer Knight	BC	UML	43	L, 5-6 (20T)	S
3/11/23	Gabe Carriere	UVM	at BU	34	L, 3-7	Q
3/10/17	Cal Petersen	ND	PC	43	W, 5-0	Q
3/12/16	Packy Munson	UVM	at BC	43	W, 4-2	Q
3/11/89	Rich Burchill	NU	PC	43	L, 2-3	C
3/11/89	Matt Delguidice	ME	at BC	43	W, 5-4	F
3/15/98	Martin Fillion	UML	at NU	43	W, 5-1	Q
3/12/99	Markus Helanen	UMA	at ME	43	L, 2-5	Q
3/10/01	Joe Exter !	MC	at BC	43	L, 1-5	Q
3/22/19	Jake Oettinger	BU	vs. NU	42	L, 1-2 (OT)	S
3/17/17	Joseph Woll	BC	vs. BU	42	W, 3-2	S
3/18/16	Nick Ellis	PC	UML	42	L, 1-2 (30T)	S
3/7/15	Rob Nichols	UConn	at UNH	42	L, 0-2	O
3/8/86	Greg Rota	UNH	at BU	42	L 3-4	Q
3/12/95	Martin Legault	MC	at BU	42	L 3-4	Q
3/7/97	Greg Taylor	BC	at MC	42	W 5-3	Q
3/17/01	Nolan Schaefer	PC	BC	42	L 3-5	F
3/8/02	Joe Exter	MC	at UNH	42	L 1-6	Q
3/15/13	Sam Marotta	MC	at BU	42	L 0-3	Q
3/15/13	Sam Marotta	NC	at BU	42	L, 0-3	Q
3/15/19	Cayden Primeau	NU	vs. ME	41	W, 2-1 (OT)	Q
3/16/18	Joseph Woll	BC	vs. BU	41	L, 3-4 (OT)	S
3/8/85	Dana DeMole	UML	at UNH	41	W 7-6	Q
3/7/92	Scott Lagrand	BC	at BU	41	W 5-2	Q
3/13/98	Boyd Ballard !	PC	at BC	41	L 3-6	Q
3/7/03	Nolan Schaefer	PC	BU	41	L+ 4-5	Q
3/9/12	Joe Cannata	MC	at ME	41	L 1-2	Q
3/17/12	Parker Milner	BC	vs. ME	41	W, 4-1	F
3/17/23	Gustavs Grigals	UML	vs. MC	40	L, 1-2 (20T)	S
3/11/23	Gustavs Grigals	UML	at UC	40	W, 2-1	Q
3/14/21	Jaxson Stauber	PC	at UC	40	W, 6-1	Q
3/3/18	Danny Tirone	UNH	at ME	40	L, 2-3	O
3/6/16	Danny Tirone	UNH	MC	40	L, 1-2	O
3/13/15	Rasmus Tirronen	MC	vs. BU	40	L, 2-6	Q
3/16/87	Al Loring	ME	BC	40	L, 2-4	F
3/10/89	Scott King	ME	NU	40	W, 3-2 (OT)	S
3/12/94	Greg Taylor !	BC	at UNH	40	L, 5-6 (20T)	Q
3/18/95	Bob Bell	PC	BU	40	L, 2-3	F
3/6/97	Greg Taylor	BC	at MC	40	W, 7-6	Q
3/13/99	Tom Welby	MC	at UNH	40	L, 4-5	Q
3/11/99	Markus Helanen	UMA	at ME	40	L, 1-3	Q
3/15/03	Sean Fields	BU	UNH	40	L+, 0-1	F
3/13/99	Tom Welby	MC	at UNH	40	L, 4-5	Q

Note: Consolation games are not included in column grid, but are reflected in total records  
 There was no Tournament held in 2020 due to the COVID-19 Pandemic

## Boston College

	OR	QF	Semi	Final	All-Time
vs. BU:	0-0	2-4-0	2-4	0-2	4-10-0
vs. UConn:	0-0	1-0-0	0-0	0-0	1-0-0
vs. Maine:	0-0	0-2-0	3-1	5-2	8-5-0
vs. UMass:	1-1	8-0-0	1-0	0-0	10-1-0
vs. UML:	0-0	2-1-1	3-1	0-1	5-3-2
vs. MC:	0-0	10-2-0	1-0	1-0	12-2-0
vs. UNH:	1-0	3-2-0	3-1	3-0	10-3-0
vs. NU:	0-0	4-2-0	2-1	0-1	6-4-0
vs. ND:	0-0	1-2-0	0-0	0-0	1-2-0
vs. PC:	0-0	6-3-0	2-0	1-1	9-4-0
vs. UVM:	0-0	9-3-0	1-0	1-0	11-3-0
<b>Total:</b>	<b>2-1</b>	<b>46-21-1</b>	<b>18-8</b>	<b>11-7</b>	<b>77-37-2</b>

Playoff appearances (last): 39 (2023)  
 Opening Round: 3 (2023)  
 Quarterfinal appearances: 34 (2023)  
 Semifinal appearances: 27 (2021)  
 Consolation appearances: 1 (1997)  
 Title game appearances: 18 (2019)  
 Championships: 11 (2012)

### MATCH UPS

Number of seasons faced an opponent in a given round  
 (Year of last meeting in parentheses)  
 All series count as one meeting

	OR	QF	Semi	Final	All-Time
vs. BU	-	3 ('04)	6 ('18)	2 ('06)	11 ('18)
vs. UConn	-	1 ('24)	-	-	1 ('24)
vs. Maine	-	1 ('02)	4 ('06)	7 ('12)	12 ('12)
vs. UMA	2 ('23)	4 ('12)	1 ('19)	-	7 ('23)
vs. UML	-	2 ('99)	4 ('21)	1 ('17)	7 ('21)
vs. MC	-	6 ('23)	1 ('98)	1 ('11)	8 ('23)
vs. UNH	1 ('22)	3 ('21)	4 ('08)	3 ('07)	11 ('22)
vs. NU	-	4 ('22)	3 ('16)	1 ('19)	8 ('22)
vs. ND	-	1 ('14)	-	-	1 ('14)
vs. PC	-	4 ('19)	2 ('12)	2 ('01)	8 ('19)
vs. UVM	-	5 ('17)	1 ('10)	1 ('08)	7 ('17)

### SEEDING PERFORMANCE

	Years (Last)	Record
No. 1 Seed	17 (2021)	33-13
No. 2 Seed	5 (2013)	16-2
No. 3 Seed	5 (2017)	14-5
No. 4 Seed	1 (2008)	4-0
No. 5 Seed	4 (1997)	3-5-2
No. 6 Seed	3 (2009)	2-5
No. 7 Seed	2 (2019)	3-4
No. 8 Seed	3 (2023)	2-3
No. 9 Seed	-	-
No. 10 Seed	-	-
No. 11 Seed	-	-

## Boston University

	OR	QF	Semi	Final	All-Time
vs. BC:	0-0	4-2-0	4-2	2-0	10-4-0
vs. UConn:	0-0	2-1-0	0-0	0-0	2-1-0
vs. Maine:	0-0	6-1-0	0-6	1-1	7-8-0
vs. UMass:	2-0	6-0-0	0-0	0-0	8-0-0
vs. UML:	0-0	4-5-0	2-0	3-1	11-7-0
vs. MC:	0-0	9-3-0	0-0	0-1	10-3-0
vs. UNH:	0-0	3-1-1	3-1	1-1	7-3-1
vs. NU:	0-0	8-4-0	1-1	0-0	9-5-0
vs. ND:	0-1	0-0-0	0-0	0-0	0-1-0
vs. PC:	0-0	8-8-0	3-2	2-0	13-10-0
vs. UVM:	0-0	3-1-0	0-1	0-0	3-2-0
<b>Total:</b>	<b>2-1</b>	<b>53-26-1</b>	<b>13-13</b>	<b>10-3</b>	<b>80-43-1</b>

Playoff appearances (last): 39 (2023)  
 Quarterfinal appearances: 28 (2023)  
 Semifinal appearances: 27 (2023)  
 Title game appearances: 13 (2023)  
 Championships: 10 (2023)  
 Consolation appearances: 2 (1996)

### MATCH UPS

Number of seasons faced an opponent in a given round  
 (Year of last meeting in parentheses)  
 All series count as one meeting

	OR	QF	Semi	Final	All-Time
vs. BC	-	3 ('04)	6 ('18)	2 ('06)	11 ('18)
vs. UConn	-	2 ('22)	-	-	2 ('22)
vs. Maine	-	3 ('09)	6 ('12)	2 ('93)	11 ('12)
vs. UMass	1 ('16)	3 ('06)	-	-	4 ('16)
vs. UML	-	3 ('21)	2 ('97)	4 ('15)	11 ('21)
vs. MC	-	6 ('15)	-	1 ('23)	7 ('23)
vs. UNH	-	2 ('12)	4 ('15)	2 ('03)	8 ('15)
vs. NU	-	6 ('24)	2 ('19)	-	8 ('24)
vs. ND	1 ('14)	-	-	-	1 ('14)
vs. PC	-	7 ('05)	5 ('23)	2 ('18)	14 ('23)
vs. UVM	-	2 ('23)	1 ('08)	-	3 ('23)

### SEEDING PERFORMANCE

	Years (Last)	Record
No. 1 Seed	9 (2023)	29-5
No. 2 Seed	10 (2021)	21-9-1
No. 3 Seed	8 (2013)	15-13
No. 4 Seed	3 (2018)	4-2
No. 5 Seed	5 (2022)	8-9
No. 6 Seed	1 (2001)	1-2
No. 7 Seed	-	-
No. 8 Seed	1 (2004)	2-2
No. 9 Seed	1 (2014)	0-1
No. 10 Seed	-	-
No. 11 Seed	-	-

# UConn

	OR	QF	Semi	Final	All-Time
vs. BC:	0-0	0-1	0-0	0-0	0-1
vs. BU:	0-0	1-2	0-0	0-0	1-2
vs. Maine:	0-0	0-0	0-0	0-0	0-0
vs. UMass:	0-0	0-0	0-0	0-1	0-1
vs. UML:	0-0	0-1	0-0	0-0	0-1
vs. MC:	0-0	0-0	0-0	0-0	0-0
vs. UNH:	0-2	0-0	0-0	0-0	0-4
vs. NU:	0-2	0-0	1-0	0-0	1-2
vs. ND:	0-0	0-0	0-0	0-0	0-0
vs. PC:	0-0	0-1	0-0	0-0	0-1
vs. UVM:	1-2	0-0	0-0	0-0	1-0
<b>Total:</b>	<b>1-6</b>	<b>1-5</b>	<b>1-0</b>	<b>0-1</b>	<b>3-12</b>

Playoff appearances (last): 7 (2024)  
 Quarterfinal appearances: 4 (2024)  
 Semifinal appearances: 1 (2022)  
 Title game appearances: 1 (2022)  
 Championships: -

## MATCH UPS

Number of seasons faced an opponent in a given round  
 (Year of last meeting in parentheses)  
 All series count as one meeting

	OR	QF	Semi	Final	All-Time
vs. BC	-	1 ('24)	-	-	1 ('24)
vs. BU	-	2 ('22)	-	-	2 ('22)
vs. Maine	-	-	-	-	-
vs. UMass	-	-	-	1 ('22)	1 ('22)
vs. UML	-	-	1 ('23)	-	1 ('23)
vs. MC	-	-	-	-	-
vs. UNH	1 ('15)	-	-	-	1 ('15)
vs. NU	1 ('17)	-	1 ('22)	-	2 ('22)
vs. ND	-	-	-	-	-
vs. PC	-	1 ('21)	-	-	1 ('21)
vs. UVM	2 ('24)	-	-	-	2 ('24)

## SEEDING PERFORMANCE

	Years (Last)	Record
No. 1 Seed	-	-
No. 2 Seed	-	-
No. 3 Seed	-	-
No. 4 Seed	2 (2023)	2-3
No. 5 Seed	1 (2018)	0-2
No. 6 Seed	-	-
No. 7 Seed	-	-
No. 8 Seed	2 (2024)	1-3
No. 9 Seed	2 (2017)	0-4
No. 10 Seed	-	-
No. 11 Seed	-	-
No. 12 Seed	-	-

# Maine

	OR	QF	Semi	Final	All-Time
vs. BC:	0-0	2-0	1-3	2-5	5-8-0
vs. BU:	0-0	1-6	6-0	1-1	8-7-0
vs. UConn:	0-0	0-0	0-0	0-0	0-0-0
vs. UMass:	0-0	3-4	0-0	1-0	4-4-0
vs. UML:	0-0	9-3	4-0	0-0	14-3-0
vs. MC:	1-1	5-3	0-0	0-0	6-4-0
vs. UNH:	2-1	5-0	0-0	1-1	8-2-0
vs. NU:	0-2	4-0	2-0	0-1	6-3-0
vs. ND:	0-0	0-0	0-0	0-0	0-0-0
vs. PC:	0-0	3-6	2-2	0-1	5-9-0
vs. UVM:	1-5	0-0	0-0	0-0	1-5-0
<b>Total:</b>	<b>4-9</b>	<b>32-22</b>	<b>15-5</b>	<b>5-9</b>	<b>57-45-0</b>

Playoff appearances (last): 26 (2023)  
 Quarterfinal appearances: 28 (2018)  
 Semifinal appearances: 20 (2012)  
 Consolation appearances: 1 (1995)  
 Title game appearances: 14 (2012)  
 Championships: 5 (2004)

## MATCH UPS

Number of seasons faced an opponent in a given round  
 (Year of last meeting in parentheses)  
 All series count as one meeting

	OR	QF	Semi	Final	All-Time
vs. BC	-	1 ('02)	4 ('06)	7 ('12)	12 ('12)
vs. BU	-	3 ('09)	6 ('12)	2 ('93)	11 ('12)
vs. UConn	-	-	-	-	-
vs. UMass	-	4 ('07)	-	1 ('04)	5 ('07)
vs. UML	-	6 ('13)	4 ('98)	-	11 ('13)
vs. MC	2 ('22)	4 ('12)	-	-	6 ('22)
vs. UNH	2 ('21)	3 ('24)	-	2 ('02)	7 ('24)
vs. NU	1 ('16)	2 ('01)	2 ('91)	1 ('88)	6 ('16)
vs. ND	-	-	-	-	-
vs. PC	-	5 ('18)	3 ('01)	1 ('96)	9 ('18)
vs. UVM	3 ('23)	-	-	-	3 ('23)

## SEEDING PERFORMANCE

	Years (Last)	Record
No. 1 Seed	4 (1995)	11-2
No. 2 Seed	7 (2006)	17-5
No. 3 Seed	5 (2003)	9-5
No. 4 Seed	4 (2012)	12-5
No. 5 Seed	3 (2011)	0-6
No. 6 Seed	4 (2023)	6-6
No. 7 Seed	1 (1985)	0-2
No. 8 Seed	4 (2021)	1-7
No. 9 Seed	-	-
No. 10 Seed	1 (2015)	1-2
No. 11 Seed	3 (2022)	0-5
No. 12 Seed	-	-

# Massachusetts

	OR	QF	Semi	Final	All-Time
vs. BC:	1-1	0-8	0-1	0-0	1-10-0
vs. BU:	0-2	0-6	0-0	0-0	0-8-0
vs. UConn:	0-0	0-0	0-0	1-0	1-0-0
vs. Maine:	0-0	4-3	0-0	0-1	4-4-0
vs. UML:	0-0	2-0	1-0	1-0	4-0-0
vs. MC:	0-0	0-0	0-0	0-0	0-0-0
vs. UNH:	0-0	2-4	1-2	0-0	3-6-0
vs. NU:	0-0	2-4	0-0	0-0	2-4-0
vs. ND:	1-2	0-0	0-0	0-0	1-2-0
vs. PC:	0-2	2-0	1-0	0-0	3-2-0
vs. UVM:	2-2	0-0	0-0	0-0	2-2-0
<b>Total:</b>	<b>4-9</b>	<b>12-25</b>	<b>3-3</b>	<b>2-1</b>	<b>21-38-0</b>

Playoff appearances (last): 25 (2023)  
 Quarterfinal appearances: 19 (2022)  
 Semifinal appearances: 7 (2022)  
 Consolation appearances: --  
 Title game appearances: 3 (2022)  
 Championships: 2 (2022)

## MATCH UPS

Number of seasons faced an opponent in a given round  
 (Year of last meeting in parentheses)  
 All series count as one meeting

	OR	QF	Semi	Final	All-Time
vs. BC	2 ('23)	4 ('11)	1 ('19)	-	6 ('23)
vs. BU	1 ('16)	3 ('06)	-	-	5 ('19)
vs. UConn	-	-	-	1 ('22)	1 ('22)
vs. Maine	-	4 ('07)	-	1 ('04)	5 ('07)
vs. UML	-	1 ('04)	1 ('22)	1 ('21)	3 ('22)
vs. MC	-	-	-	-	-
vs. UNH	-	3 ('19)	3 ('07)	-	6 ('19)
vs. NU	-	3 ('21)	-	-	3 ('21)
vs. ND	1 ('15)	-	-	-	-
vs. PC	1 ('17)	2 ('24)	1 ('21)	-	4 ('24)
vs. UVM	2 ('18)	-	-	-	2 ('18)

## SEEDING PERFORMANCE

	Years (Last)	Record
No. 1 Seed	1 (2019)	2-1
No. 2 Seed	1 (2022)	3-0
No. 3 Seed	3 (2021)	6-1
No. 4 Seed	1 (2007)	2-1
No. 5 Seed	1 (n/a)	1-0
No. 6 Seed	1 (2003)	2-1
No. 7 Seed	4 (2010)	1-8
No. 8 Seed	8 (2018)	2-17
No. 9 Seed	2 (2023)	1-2
No. 10 Seed	1 (2014)	0-1
No. 11 Seed	-	-
No. 12 Seed	3 (2017)	1-6

# UMass Lowell

	OR	QF	Semi	Final	All-Time
vs. BC:	0-0	1-2-1	1-3	1-0	3-5-2
vs. BU:	0-0	5-4	0-2	1-3	6-9-0
vs. UConn:	0-0	1-0	0-0	0-0	1-0
vs. Maine:	0-0	3-9	0-4	0-0	3-13
vs. UMass:	0-0	0-2	0-1	0-1	0-4
vs. MC:	0-2	3-0	0-1	0-0	3-3
vs. UNH:	0-1	5-5	1-1	1-0	7-7
vs. NU:	0-0	8-3	2-1	0-1	10-5
vs. ND:	0-0	2-1	2-0	0-0	4-1
vs. PC:	0-0	4-3-1	2-0	0-0	6-3-1
vs. UVM:	1-0	4-1	1-0	0-0	6-1
<b>Total:</b>	<b>1-3</b>	<b>37-30-2</b>	<b>9-13</b>	<b>3-5</b>	<b>51-54-3</b>

Playoff appearances (last): 34 (2024)  
 Quarterfinal appearances: 31 (2023)  
 Semifinal appearances: 22 (2023)  
 Consolation appearances: 6 (1997)  
 Title game appearances: 8 (2021)  
 Championships: 3 (2017)

## MATCH UPS

Number of seasons faced an opponent in a given round  
 (Year of last meeting in parentheses)  
 All series count as one meeting

	OR	QF	Semi	Final	All-Time
vs. BC	-	2 ('99)	4 ('21)	1 ('17)	7 ('21)
vs. BU	-	4 ('21)	2 ('97)	4 ('15)	12 ('21)
vs. UConn	-	1 ('23)	-	-	1 ('23)
vs. Maine	-	6 ('13)	4 ('98)	-	11 ('13)
vs. UMass	-	1 ('04)	1 ('22)	1 ('21)	3 ('22)
vs. MC	1 ('18)	2 ('22)	1 ('23)	-	4 ('23)
vs. UNH	1 ('24)	4 ('17)	2 ('02)	1 ('14)	9 ('24)
vs. NU	-	5 ('02)	2 ('09)	1 ('16)	8 ('16)
vs. ND	-	1 ('15)	2 ('17)	-	3 ('17)
vs. PC	-	4 ('12)	2 ('14)	-	7 ('16)
vs. UVM	1 ('21)	2 ('14)	1 ('15)	-	4 ('21)

## SEEDING PERFORMANCE

	Years (Last)	Record
No. 1 Seed	2 (2017)	8-0
No. 2 Seed	5 (2014)	10-7
No. 3 Seed	1 (2022)	1-1
No. 4 Seed	5 (2019)	13-9-2
No. 5 Seed	8 (2023)	11-15
No. 6 Seed	5 (2004)	4-8-1
No. 7 Seed	6 (2021)	4-10
No. 8 Seed	1 (2003)	0-2
No. 9 Seed	-	-
No. 10 Seed	-	-
No. 11 Seed	1 (2024)	0-1
No. 12 Seed	-	-

# Merrimack

	OR	QF	Semi	Final	All-Time
vs. BC:	0-0	2-10	0-1	0-1	2-12-0
vs. BU:	0-0	3-9	0-0	0-1	3-10-0
vs. UConn:	0-0	0-0	0-0	0-0	0-0-0
vs. Maine:	1-1	3-5	0-0	0-0	4-6-0
vs. UMass:	0-0	0-0	0-0	0-0	0-0-0
vs. UML:	2-0	0-3	1-0	0-0	3-3-0
vs. UNH:	3-3	0-8	1-0	0-0	4-11-0
vs. NU:	2-1	0-0	0-0	0-0	2-1-0
vs. ND:	0-0	0-0	0-0	0-0	0-0-0
vs. PC:	0-0	0-2	0-0	0-0	0-2-0
vs. UVM:	0-0	0-0	0-0	0-0	0-0-0
<b>Total:</b>	<b>8-5</b>	<b>8-37</b>	<b>2-1</b>	<b>0-2</b>	<b>18-45-0</b>

Playoff appearances (last): 25 (2024)  
 Quarterfinal appearances: 22 (2022)  
 Semifinal appearances: 3 (2023)  
 Consolation appearances: -  
 Title game appearances: 2 (2023)  
 Championships: --

## MATCH UPS

Number of seasons faced an opponent in a given round  
 (Year of last meeting in parentheses)  
 All series count as one meeting

	OR	QF	Semi	Final	All-Time
vs. BC	-	6 ('23)	1 ('98)	1 ('11)	8 ('23)
vs. BU	-	6 ('15)	-	1 ('23)	7 ('23)
vs. UConn	-	-	-	-	-
vs. Maine	2 ('22)	4 ('12)	-	-	6 ('22)
vs. UMass	-	-	-	-	-
vs. UML	1 ('18)	2 ('22)	1 ('23)	-	4 ('23)
vs. UNH	2 ('17)	4 ('02)	1 ('11)	-	7 ('17)
vs. NU	2 ('24)	-	-	-	2 ('24)
vs. ND	-	-	-	-	-
vs. PC	-	-	-	-	-
vs. UVM	-	-	-	-	-

## SEEDING PERFORMANCE

	Years (Last)	Record
No. 1 Seed	-	-
No. 2 Seed	1 (2023)	2-1
No. 3 Seed	-	-
No. 4 Seed	2 (2011)	3-3
No. 5 Seed	1 (2012)	1-2
No. 6 Seed	5 (2022)	2-8
No. 7 Seed	7 (2017)	3-14
No. 8 Seed	6 (2002)	3-11
No. 9 Seed	-	-
No. 10 Seed	2 (2024)	2-3
No. 11 Seed	2 (2015)	2-3
No. 12 Seed	-	-

# New Hampshire

	OR	QF	Semi	Final	All-Time
vs. BC:	0-1	2-3-0	1-3	0-3	3-10-0
vs. BU:	0-0	1-3-1	1-3	1-1	3-7-1
vs. UConn:	2-0	0-0-0	0-0	0-0	2-0-0
vs. Maine:	1-2	0-5-0	0-0	1-1	2-8-0
vs. UMass:	0-0	4-0-0	2-1	0-0	6-1-0
vs. UML:	1-0	5-5-0	1-1	0-1	7-7-0
vs. MC:	3-3	8-0-0	0-1	0-0	11-4-0
vs. NU:	0-0	5-2-0	0-0	0-0	5-2-0
vs. ND:	0-0	0-0-0	0-0	0-0	0-0-0
vs. PC:	0-1	11-7-0	3-0	0-0	14-8-0
vs. UVM:	0-0	3-2-0	0-0	0-0	3-2-0
<b>Total:</b>	<b>7-7</b>	<b>39-27-1</b>	<b>8-9</b>	<b>2-6</b>	<b>56-50-2</b>

Playoff appearances (last): 38 (2024)  
 Quarterfinal appearances: 34 (2024)  
 Semifinal appearances: 17 (2015)  
 Consolation appearances: 2 (1994)  
 Title game appearances: 8 (2008)  
 Championships: 2 (2003)

## MATCH UPS

Number of seasons faced an opponent in a given round  
 (Year of last meeting in parentheses)  
 All series count as one meeting

	OR	QF	Semi	Final	All-Time
vs. BC	1 ('22)	3 ('21)	4 ('08)	3 ('07)	11 ('22)
vs. BU	-	2 ('12)	4 ('15)	2 ('03)	8 ('15)
vs. UConn	1 ('15)	-	-	-	-
vs. Maine	2 ('21)	3 ('24)	-	2 ('02)	7 ('24)
vs. UMass	-	2 ('08)	3 ('07)	-	5 ('08)
vs. UML	1 ('24)	4 ('17)	2 ('02)	1 ('14)	9 ('24)
vs. MC	2 ('17)	4 ('02)	1 ('11)	-	7 ('17)
vs. NU	-	4 ('14)	-	-	5 ('14)
vs. ND	-	-	-	-	-
vs. PC	1 ('23)	8 ('15)	3 ('14)	-	12 ('23)
vs. UVM	-	2 ('11)	-	-	2 ('11)

## SEEDING PERFORMANCE

	Years (Last)	Record
No. 1 Seed	6 (2010)	17-5
No. 2 Seed	4 (2011)	9-4
No. 3 Seed	6 (2009)	7-9-1
No. 4 Seed	6 (2014)	10-10
No. 5 Seed	2 (1991)	2-3
No. 6 Seed	4 (2024)	2-6
No. 7 Seed	1 (1986)	0-1-1
No. 8 Seed	1 (2015)	2-1
No. 9 Seed	2 (2022)	1-2
No. 10 Seed	3 (2023)	4-6
No. 11 Seed	1 (2018)	0-2
No. 12 Seed	-	-

# Northeastern

	OR	QF	Semi	Final	All-Time
vs. BC:	0-0	2-4	1-2	1-0	3-6-0
vs. BU:	0-0	4-8	1-1	0-0	5-9-0
vs. UConn:	2-0	0-0	0-1	0-0	2-1-0
vs. Maine:	2-0	2-4	0-2	1-0	5-6-0
vs. UMass:	0-0	4-2	0-0	0-0	4-2-0
vs. UML:	0-0	3-8	1-2	1-0	4-10-0
vs. MC:	1-2	0-0	0-0	0-0	1-2-0
vs. UNH:	0-0	2-5	0-0	0-0	2-5-1
vs. ND:	0-0	2-0	0-0	0-0	2-0-0
vs. PC:	0-0	2-3	0-1	0-0	2-5-0
vs. UVM:	0-0	1-2	0-0	0-0	1-2-0
<b>Total:</b>	<b>5-2</b>	<b>22-36</b>	<b>3-9</b>	<b>3-0</b>	<b>33-48-1</b>

Playoff appearances (last): 32 (2024)  
 Quarterfinal appearances: 30 (2024)  
 Semifinal appearances: 11 (2022)  
 Consolation appearances: 2 (1994)  
 Title game appearances: 3 (2019)  
 Championships: 3 (2019)

## MATCH UPS

Number of seasons faced an opponent in a given round  
 (Year of last meeting in parentheses)  
 All series count as one meeting

	OR	QF	Semi	Final	All-Time
vs. BC	-	4 ('22)	3 ('16)	1 ('19)	8 ('22)
vs. BU	-	6 ('24)	2 ('19)	-	8 ('24)
vs. UConn 1 ('17)	-	-	1 ('22)	-	2 ('22)
vs. Maine 1 ('16)	3 ('19)	2 ('91)	1 ('88)	7 ('19)	
vs. UMass	-	3 ('21)	-	-	3 ('21)
vs. UML	-	5 ('02)	2 ('09)	1 ('16)	8 ('16)
vs. MC 2 ('24)	-	-	-	-	2 ('24)
vs. UNH	-	4 ('14)	-	-	5 ('14)
vs. ND	-	-	-	-	-
vs. PC	-	3 ('23)	1 ('18)	-	4 ('23)
vs. UVM	-	1 ('08)	-	-	1 ('08)

## SEEDING PERFORMANCE

	Years (Last)	Record
No. 1 Seed	1 (2022)	1-1
No. 2 Seed	3 (2018)	6-4
No. 3 Seed	4 (2020)	7-3
No. 4 Seed	3 (1998)	3-4-1
No. 5 Seed	3 (2014)	3-5
No. 6 Seed	9 (2021)	10-15
No. 7 Seed	5 (2024)	1-8
No. 8 Seed	4 (2017)	3-7
No. 9 Seed	-	-
No. 10 Seed	-	-
No. 11 Seed	-	-
No. 12 Seed	-	-

# Providence

	OR	QF	Semi	Final	All-Time
vs. BC:	0-0	3-6-0	0-2	1-1	4-9-0
vs. BU:	0-0	8-8-0	2-3	0-2	10-13-0
vs. UConn:	0-0	1-0-0	0-0	0-0	1-0-0
vs. Maine:	0-0	6-3-0	2-2	1-0	9-5-0
vs. UMass:	2-0	0-2-0	0-1	0-0	2-3-0
vs. UML:	0-0	3-4-1	0-2	0-0	3-7-1
vs. MC:	0-0	2-0-0	0-0	0-0	2-0-0
vs. UNH:	1-0	7-11-0	0-3	0-0	8-14-0
vs. NU:	0-0	3-2-0	1-0	0-0	5-2-0
vs. ND:	0-0	0-2-0	0-0	0-0	0-2-0
vs. UVM:	1-0	0-0-0	0-0	0-0	1-0-0
<b>Total:</b>	<b>4-0</b>	<b>33-38-1</b>	<b>5-13</b>	<b>2-3</b>	<b>45-55-1</b>

Playoff appearances (last): 37 (2024)  
 Quarterfinal appearances: 35 (2024)  
 Semifinal appearances: 18 (2023)  
 Consolation appearances: 1 (1986)  
 Title game appearances: 5 (2018)  
 Championships: 2 (1996)

## MATCH UPS

Number of seasons faced an opponent in a given round  
 (Year of last meeting in parentheses)  
 All series count as one meeting

	OR	QF	Semi	Final	All-Time
vs. BC	-	4 ('19)	2 ('12)	2 ('01)	8 ('19)
vs. BU	-	7 ('05)	5 ('23)	2 ('18)	14 ('23)
vs. UConn	-	1 ('21)	-	-	1 ('21)
vs. Maine	-	5 ('18)	3 ('01)	1 ('96)	9 ('18)
vs. UMass 1 ('17)	2 ('24)	1 ('21)	-	-	4 ('24)
vs. UML	-	4 ('12)	2 ('16)	-	7 ('16)
vs. MC	-	1 ('16)	-	-	1 ('16)
vs. UNH 1 ('23)	8 ('15)	3 ('14)	-	-	12 ('23)
vs. NU	-	3 ('23)	1 ('18)	-	4 ('23)
vs. ND	-	1 ('17)	-	-	1 ('17)
vs. UVM 1 ('22)	-	-	-	-	1 ('22)

## SEEDING PERFORMANCE

	Years (Last)	Record
No. 1 Seed	-	-
No. 2 Seed	3 (2019)	4-5
No. 3 Seed	6 (2018)	13-7
No. 4 Seed	9 (2024)	14-13
No. 5 Seed	9 (2021)	4-14-1
No. 6 Seed	3 (1995)	4-4
No. 7 Seed	7 (2023)	6-10
No. 8 Seed	1 (2007)	0-2
No. 9 Seed	-	-
No. 10 Seed	-	-
No. 11 Seed	-	-
No. 12 Seed	-	-

# Vermont

	<b>OR</b>	<b>QF</b>	<b>Semi</b>	<b>Final</b>	<b>All-Time</b>
vs. BC:	0-0	3-9	0-1	0-1	3-11
vs. BU:	0-0	1-3	1-0	0-0	2-3
vs. UConn:	2-1	0-0	0-0	0-0	2-1
vs. Maine:	4-1	0-0	0-0	0-0	4-1
vs. UMass:	2-2	0-0	0-0	0-0	2-2
vs. UML:	0-1	1-4	0-1	0-0	1-6
vs. MC:	0-0	0-0	0-0	0-0	0-0
vs. UNH:	0-0	2-3	0-0	0-0	2-3
vs. NU:	0-0	2-1	0-0	0-0	2-1
vs. UND:	0-0	0-0	0-0	0-0	0-0
vs. PC:	0-1	0-0	0-0	0-0	0-1
<b>Total:</b>	<b>8-6</b>	<b>9-20</b>	<b>1-2</b>	<b>0-1</b>	<b>18-29</b>

Playoff appearances (last): 15 (2024)

Quarterfinal appearances: 12 (2023)

Semifinal appearances: 3 (2015)

Title game appearances: 1 (2008)

Championships: --

## MATCH UPS

Number of seasons faced an opponent in a given round

(Year of last meeting in parentheses)

All series count as one meeting

	<b>OR</b>	<b>QF</b>	<b>Semi</b>	<b>Final</b>	<b>All-Time</b>
vs. BC	-	4 ('17)	1 ('10)	1 ('08)	7 ('17)
vs. BU	-	2 ('23)	1 ('08)	-	3 ('23)
vs. UConn 2 ('24)	-	-	-	-	2 ('24)
vs. Maine 2 ('17)	-	-	-	-	2 ('17)
vs. UMass 2 ('18)	-	-	-	-	2 ('18)
vs. UML 1 ('21)	1 ('21)	2 ('14)	1 ('15)	-	4 ('21)
vs. MC	-	-	-	-	-
vs. UNH	-	2 ('11)	-	-	2 ('11)
vs. NU	-	1 ('08)	-	-	1 ('08)
vs. ND	-	-	-	-	-
vs. PC	1 ('22)	-	-	-	1 ('22)

## SEEDING PERFORMANCE

	<b>Years (Last)</b>	<b>Record</b>
No. 1 Seed	-	-
No. 2 Seed	-	-
No. 3 Seed	1 (2008)	3-2
No. 4 Seed	1 (2009)	0-2
No. 5 Seed	-	-
No. 6 Seed	3 (2017)	3-6
No. 7 Seed	4 (2015)	6-9
No. 8 Seed	1 (2010)	2-2
No. 9 Seed	3 (2024)	4-5
No. 10 Seed	2 (2022)	0-2
No. 11 Seed	1 (2023)	0-1
No. 12 Seed	-	-



# HOCKEY EAST TOURNAMENT TEAM ADVANCEMENT

## Championships:

- 11 Boston College ('87, '90, '98, '99, '01, '05, '07, '08, '10, '11, '12)
- 10 Boston University ('86, '91, '94, '95, '97, '06, '09, '15, '18, '23)
- 5 Maine ('89, '92, '93, '00, '04)
- 3 Northeastern (1988, 2016, 2019)
- 3 UMass Lowell (2013, 2014, 2017)
- 2 New Hampshire (2002, 2003)
- 2 Providence (1985, 1996)
- 2 Massachusetts (2021, 2022)

## Back-to-Back Championships:

- Boston College - Three in a row (2010, 2011, 2012)
- Massachusetts - 2021 and 2022
- UMass Lowell - 2013 and 2014
- Boston College - 2007 and 2008
- New Hampshire - 2002 and 2003
- Boston College - 1998 and 1999
- Boston University - 1994 and 1995
- Maine - 1992 and 1993

## Championship Game Appearances:

- 18 Boston College ('85, '86, '87, '89, '90, '98, '99, '00, '01, '05, '06, '07, '08, '10, '11, '12, '17, '19)
- 14 Maine ('87, '88, '89, '90, '91, '92, '93, '96, '98, '00, '02, '04, '10, '12)
- 13 Boston University ('86, '91, '93, '94, '95, '97, '03, '06, '09, '13, '15, '18, '23)
- 8 New Hampshire ('92, '97, '99, '02, '03, '05, '07, '14)
- 8 UMass Lowell ('94, '09, '13, '14, '15, '16, '17, '21)
- 5 Providence ('85, '95, '96, '01, '18)
- 3 Northeastern ('88, '16, '19)
- 3 Massachusetts ('04, '21, '22)
- 2 Merrimack ('11, '23)
- 1 Vermont ('08)
- 1 UConn ('22)

## Consecutive Championship Game Appearances:

- 7 Maine (1987-1993)
- 5 UMass Lowell (2013-17)
- 4 Boston College (1998-2001, 2005-2008)

## Semifinal Appearances:

- 27 Boston College ('85, '86, '87, '89, '90, '92, '97, '98, '99, '00, '01, '03, '05, '06, '07, '08, '09, '10, '11, '12, '13, '16, '17, '18, '19, '21, '24)
- 27 Boston University ('85, '86, '90, '91, '93, '94, '95, '96, '97, '00, '02, '03, '04, '05, '06, '07, '08, '09, '10, '12, '13, '15, '17, '18, '19, '23, '24)
- 21 UMass Lowell ('85, '86, '87, '88, '93, '94, '95, '96, '97, '98, '01, '02, '09, '13, '14, '15, '16, '17, '21, '22, '23)
- 20 Maine ('87, '88, '89, '90, '91, '92, '93, '95, '96, '98, '99, '00, '01, '02, '04, '05, '06, '10, '12, '24)
- 17 New Hampshire ('90, '92, '93, '94, '97, '99, '00, '02, '03, '04, '05, '06, '07, '08, '11, '14, '15)
- 17 Providence ('85, '86, '88, '89, '91, '92, '95, '96, '99, '01, '12, '13, '14, '16, '18, '21, '23)
- 11 Northeastern ('87, '88, '89, '91, '94, '09, '11, '16, '18, '19, '22)
- 7 Massachusetts ('03, '04, '07, '19, '21, '22, '24)
- 3 Vermont ('08, '10, '15)
- 3 Merrimack ('98, '11, '23)
- 2 Notre Dame ('14, '17)
- 1 UConn ('22)

## Consecutive Semifinal Appearances:

- 9 Boston College (2005-2013)
- 9 Boston University (2002-2010)
- 7 Maine (1987-93)
- 7 New Hampshire (2002-2008)
- 6 UMass Lowell (1993-1998)
- 5 Maine (1998-2002)
- 5 Boston College (1997-2001)
- 5 Boston University (1993-1997)
- 5 UMass Lowell (2013-2017)

*There was no Hockey East Men's Tournament in 2020.*

# HOW SEEDS HAVE FARED IN THE HOCKEY EAST TOURNAMENT

## Semifinals:

1985: #1 BC def. #5 Lowell, #3 PC def. #2 BU  
1986: #1 BC def. #6 Lowell, #2 BU def. #4 PC  
1987: #1 BC def. #5 NU, #3 Maine def. #2 Lowell  
1988: #1 Maine def. #6 PC (two games, total goals)  
#2 NU def. #4 Lowell  
1989: #1 BC def. #4 PC, #2 Maine def. #3 NU  
1990: #1 BC def. #5 UNH, #2 Maine def. #3 BU  
1991: #3 BU def. #4 PC, #2 Maine def. #8 NU  
1992: #1 Maine def. #5 BC, #2 UNH def. #3 PC  
1993: #1 Maine def. #4 UML, #2 BU def. #3 UNH  
1994: #1 BU def. #4 NU, #2 UML def. #3 UNH  
1995: #2 BU def. #5 UML, #6 PC def. #1 Maine  
1996: #4 PC def. #1 BU, #3 Maine def. #2 UML  
1997: #1 BU def. #6 UML, #2 UNH def. #5 BC  
1998: #2 BC def. #8 Merrimack, #6 Maine def. #5 UML  
1999: #1 UNH def. #4 PC, #3 BC def. #2 Maine  
2000: #4 Maine def. #1 BU, #3 BC def. #2 UNH  
2001: #1 BC def. #5 UML, #3 PC def. #2 Maine  
2002: #1 UNH def. #4 UML, #3 Maine def. #2 BU  
2003: #1 UNH def. #6 UMass, #5 BU def. #2 BC  
2004: #2 Maine def. #8 BU, #3 UMass def. #4 UNH  
2005: #1 BC def. #4 Maine, #3 UNH def. #2 BU  
2006: #1 BU def. #4 UNH, #3 BC def. #2 Maine  
2007: #1 UNH def. #4 UMass, #2 BC def. #3 BU  
2008: #4 BC def. #1 UNH, #3 UVM def. #2 BU  
2009: #1 BU def. #6 BC, #5 UML def. #2 NU  
2010: #2 BC def. #8 UVM, #4 Maine def. #3 BU  
2011: #1 BC def. #6 NU, #4 Merrimack def. #2 UNH  
2012: #1 BC def. #7 PC, #4 Maine def. #3 BU  
2013: #1 UML def. #4 PC, #3 BU def. #2 BC  
2014: #2 UML def. #8 ND, #4 UNH def. #3 PC  
2015: #4 UML def. #7 UVM, #1 BU def. #8 UNH  
2016: #6 NU def. #1 BC, #4 UML def. #2 PC  
2017: #1 UML def. #4 ND, #3 BC def. #2 BU  
2018: #4 BU def. #1 BC, #3 PC def. #2 NU  
2019: #7 BC def. #1 UMA, #3 NU def. #5 BU  
2020: *No Tournament Held*  
2021: #7 UML def. #1 UML, #3 UMA def. #5 PC  
2022: #4 UConn def. #1 NU, #2 UMA def. #3 UML  
2023: #1 BU def. #7 PC, #2 MC def. #5 UML  
2024: #1 BC vs. #5 UMass, #2 BU vs. #3 Maine

1 vs 4: 15 times (No. 1 seed leads 10-5 - last in 2022)

**1 vs. 5: 5 times (No. 1 leads 5-0 - last in 2001)**

1 vs. 6: 8 times (No. 1 leads 7-1 - last in 2012)

1 vs. 7: 4 times (Tied 2-2 - last in 2023)

1 vs. 8: 1 time (No. 1 leads 1-0 - last in 2015)

**2 vs. 3: 20 times (No. 3 leads 13-7 - last in 2022)**

2 vs. 4: 3 times (No. 2 leads 2-1 - last in 2011)

2 vs. 5: 5 times (No. 2 leads 3-2 - last in 2023)

2 vs. 8: 5 times (No. 2 leads 5-0 - last in 2014)

3 vs. 4: 5 times (No. 3 leads 3-2 - last in 2014)

3 vs. 5: 2 times (No. 3 leads 2-0 - last in 2021)

4 vs. 7: 1 time (No. 4 seed leads 1-0 - last in 2015)

5 vs. 6: 1 time (No. 6 leads 1-0 - last in 1998)

## Appearances in semifinals

No. 1: 34 - last in 2023 - 24-9 record  
(plus one victory for Maine in 1988)

No. 2: 35 - last in 2023 - 18-16 record  
(plus one loss for NU in 1988)

No. 3: 27 - last in 2022 - 17-10 record

No. 4: 25 - last in 2022 - 11-14 record  
(plus one victory for Lowell in 1988)

No. 5: 14 - last in 2023 - 2-11 record

No. 6: 9 - last in 2016 - 3-6 record  
(plus one loss for PC in 1988)

No. 7: 6 - last in 2023 - 2-3 record

No. 8: 6 - last in 2015 - 0-6 record

## Championship Game:

1985: #3 PC def. #1 BC  
1986: #2 BU def. #1 BC  
1987: #1 BC def. #3 Maine  
1988: #2 NU def. #1 Maine  
1989: #2 Maine def. #1 BC  
1990: #1 BC def. #2 Maine  
1991: #3 BU def. #2 Maine  
1992: #1 Maine def. #2 UNH  
1993: #1 Maine def. #2 BU  
1994: #1 BU def. #2 UML  
1995: #2 BU def. #6 PC  
1996: #4 PC def. #3 Maine  
1997: #1 BU def. #2 UNH  
1998: #2 BC def. #6 Maine  
1999: #3 BC def. #1 UNH  
2000: #4 Maine def. #3 BC  
2001: #1 BC def. #3 PC  
2002: #1 UNH def. #3 Maine  
2003: #1 UNH def. #5 BU  
2004: #2 Maine def. #3 UMass  
2005: #1 BC def. #3 UNH  
2006: #1 BU def. #3 BC  
2007: #2 BC def. #1 UNH  
2008: #4 BC def. #3 UVM  
2009: #1 BU def. #5 UML  
2010: #2 BC def. #4 Maine  
2011: #1 BC def. #4 Merrimack  
2012: #1 BC def. #4 Maine  
2013: #1 UML def. #3 BU  
2014: #2 UML def. #4 UNH  
2015: #1 BU def. #4 UML  
2016: #6 NU def. #4 UML  
2017: #1 UML def. #3 BC  
2018: #4 BU def. #3 PC  
2019: #3 NU def. #7 BC  
2020: *No Tournament Held*  
2021: #3 UMA def. #7 UML  
2022: #2 UMA def. #4 UConn  
2023: #1 BU def. #2 MC

1 vs 2: 10 times (No. 1 leads 6-4 - last in 2023)

1 vs. 3: 9 times (No. 1 leads 7-2 - last in 2017)

1 vs. 4: 3 times (No. 1 leads 3-0 - last in 2015)

1 vs. 5: 2 times (No. 1 leads 2-0 - last in 2009)

2 vs. 3: 2 times (Tied 1-1 - last in 2004)

2 vs. 4: 3 times (No. 2 leads 3-0 - last in 2022)

2 vs. 6: 2 times (No. 2 leads 2-0 - last in 1998)

3 vs. 4: 4 times (No. 4 leads 4-0 - last in 2018)

3 vs. 7: 2 times (No. 3 leads 2-0 - last in 2021)

4 vs. 6: 1 time (No. 6 leads 1-0 - last in 2016)

## Championships:

No. 1 seed: 18 titles - last in 2023

No. 2 seed: 10 titles - last in 2022

No. 3 seed: 5 titles - last in 2021

No. 4 seed: 4 titles - last in 2018

No. 6 seed: 1 title - last in 2016

## Appearances in Championship Game:

No. 1 seed: 24 - last in 2023 - 18-6 record

No. 2 seed: 17 - last in 2023 - 10-7 record

No. 3 seed: 17 - last in 2021 - 5-12 record

No. 4 seed: 11 - last in 2022 - 4-7 record

No. 5 seed: 2 - last in 2009 - 0-2 record

No. 6 seed: 3 - last in 2016 - 1-2 record

No. 7 seed: 2 - last in 2021 - 0-2 record

**BOSTON COLLEGE (77-36-2)****Opening Round (2-1) 3 Appearances**

Year	Game	Result	Site
1995	#8 Boston College 4, #9 Massachusetts 5	L	BC
2022	#8 Boston College 4, #9 New Hampshire 3 (OT)	W	BC
2023	#8 Boston College 5, #9 Massachusetts 2	W	BC

**Quarterfinals (46-20-1) 33 Appearances**

Year	Game	Result	Site
1988	#5 Boston College 3, #4 Lowell 3 (Gm1)	T	UML
1988	#5 Boston College 2, #4 Lowell 5 (Gm2)	L	UML
1990	#1 Boston College 3, #8 Merrimack 1 (Gm1)	W	BC
1990	#1 Boston College 3, #8 Merrimack 6 (Gm2)	L	BC
1990	#1 Boston College 8, #8 Merrimack 5 (Gm3)	W	BC
1991	#1 Boston College 5, #8 Northeastern 6	L	BC
1992	#5 Boston College 5, #4 Boston University 2	W	BU
1993	#7 Boston College 2, #2 Boston University 6 (Gm1)	L	BU
1993	#7 Boston College 1, #2 Boston University 5 (Gm2)	L	BU
1994	#6 Boston College 1, #3 New Hampshire 4 (Gm1)	L	UNH
1994	#6 Boston College 5, #3 UNH 6 (2OT) (Gm2)	L	UNH
1996	#5 Boston College 2, #4 Providence 5 (Gm1)	L	PC
1996	#5 Boston College 2, #4 Providence 4 (Gm2)	L	PC
1997	#5 Boston College 7, #4 Merrimack 6 (Gm1)	W	BC
1997	#5 Boston College 5, #4 Merrimack 3 (Gm2)	W	BC
1998	#2 Boston College 4, #7 Providence 3 (Gm1)	W	BC
1998	#2 Boston College 6, #7 Providence 3 (Gm2)	W	BC
1999	#3 Boston College 5, #6 UMass Lowell 0 (Gm1)	W	BC
1999	#3 Boston College 5, #6 UMass Lowell 4 (Gm2)	W	BC
2000	#3 Boston College 8, #6 Northeastern 4 (Gm1)	W	BC
2000	#3 Boston College 3, #6 Northeastern 2 (Gm2)	W	BC
2001	#1 Boston College 1, #8 Merrimack 0 (Gm1)	W	BC
2001	#1 Boston College 5, #8 Merrimack 1 (Gm2)	W	BC
2002	#6 Boston College 3, #3 Maine 7 (Gm1)	L	ME
2002	#6 Boston College 2, #3 Maine 4 (Gm2)	L	ME
2003	#2 Boston College 4, #7 Merrimack 1 (Gm1)	W	BC
2003	#2 Boston College 2, #7 Merrimack 1 (Gm2)	W	BC
2004	#1 Boston College 2, #8 Boston University 3 (Gm1)	L	BC
2004	#1 Boston College 4, #8 Boston University 0 (Gm2)	W	BC
2004	#1 Boston College 2, #8 Boston University 4 (Gm3)	L	BC
2005	#1 Boston College 3, #8 Massachusetts 2 (OT) (Gm 1)	W	BC
2005	#1 Boston College 5, #8 Massachusetts 1 (Gm2)	W	BC
2006	#3 Boston College 3, #6 Vermont 2 (OT) (Gm1)	W	BC
2006	#3 Boston College 6, #6 Vermont 2 (Gm2)	W	BC
2007	#2 Boston College 3, #7 Northeastern 0 (Gm1)	W	BC
2007	#2 Boston College 7, #7 Northeastern 1 (Gm2)	W	BC
2008	#4 Boston College 5, #5 Providence 1 (Gm1)	W	BC
2008	#4 Boston College 5, #5 Providence 1 (Gm2)	W	BC
2009	#6 Boston College 5, #3 New Hampshire 3	W	UNH
2009	#6 Boston College 1, #3 New Hampshire 0	W	UNH
2010	#2 Boston College 6, #7 Massachusetts 5	W	BC
2010	#2 Boston College 5, #7 Massachusetts 2	W	BC
2011	#1 Boston College 4, #8 Massachusetts 1	W	BC
2011	#1 Boston College 4, #8 Massachusetts 2	W	BC
2012	#1 Boston College 2, #8 Massachusetts 1	W	BC
2012	#1 Boston College 3, #8 Massachusetts 2	W	BC
2013	#2 Boston College 4, #7 Vermont 2	W	BC
2013	#2 Boston College 4, #7 Vermont 1	W	BC
2014	#1 Boston College 2, #8 Notre Dame 7	L	BC
2014	#1 Boston College 4, #8 Notre Dame 2	W	BC
2014	#1 Boston College 2, #8 Notre Dame 4	L	BC
2015	#3 Boston College 4, #7 Vermont 2	W	BC
2015	#3 Boston College 1, #7 Vermont 3	L	BC
2015	#3 Boston College 0, #7 Vermont 1	L	BC
2016	#1 Boston College 3, #9 Vermont 0	W	BC
2016	#1 Boston College 2, #9 Vermont 4	L	BC
2016	#1 Boston College 4, #9 Vermont 3 (OT)	W	BC
2017	#3 Boston College 7, #6 Vermont 0	W	BC
2017	#3 Boston College 7, #6 Vermont 4	W	BC
2018	#1 Boston College 1, #10 Merrimack 0	W	BC
2018	#1 Boston College 4, #10 Merrimack 3 (OT)	W	BC
2019	#7 Boston College 4, #2 Providence 5 (OT)	L	PC
2019	#7 Boston College 4, #2 Providence 3 (OT)	W	PC
2019	#7 Boston College 2, #2 Providence 1	W	PC
2021	#1 Boston College 3, #9 New Hampshire 2	W	BC
2022	#8 Boston College 2, #1 Northeastern 3	L	NU
2023	#8 Boston College 0, #2 Merrimack 1 (2OT)	L	MC
2024	#1 Boston College 5, #8 UConn 4	W	BC

**Boston College (cont.)****Semifinals (18-8) 26 Appearances**

Year	Game	Result	Site
1985	#1 Boston College 6, #5 UMass Lowell 5	W	PCC
1986	#1 Boston College 5, #6 UMass Lowell 2	W	PCC
1987	#1 Boston College 9, #5 Northeastern 3	W	BG
1989	#1 Boston College 6, #4 Providence 5 (2OT)	W	BC
1990	#1 Boston College 5, #5 New Hampshire 4 (OT)	W	BC
1992	#5 Boston College 3, #1 Maine 7	L	BG
1997	#5 Boston College 0, #2 New Hampshire 4	L	FC
1998	#2 Boston College 7, #8 Merrimack 2	W	FC
1999	#3 Boston College 3, #2 Maine 2	W	FC
2000	#3 Boston College 2, #2 New Hampshire 1	W	FC
2001	#1 Boston College 5, #5 UMass Lowell 1	W	FC
2003	#2 Boston College 5, #5 Boston University 6 (2OT)	L	FC
2005	#1 Boston College 2, #4 Maine 1 (2OT)	W	TD
2006	#3 Boston College 4, #2 Maine 1	W	TD
2007	#2 Boston College 6, #3 Boston University 2	W	TD
2008	#4 Boston College 5, #1 New Hampshire 4 (3OT)	W	TD
2009	#6 Boston College 2, #1 Boston University 3	L	TD
2010	#2 Boston College 3, #8 Vermont 0	W	TD
2011	#1 Boston College 5, #6 Northeastern 4	W	TD
2012	#1 Boston College 4, #7 Providence 2	W	TD
2013	#2 Boston College 3, #3 Boston University 6	L	TD
2016	#1 Boston College 4, #6 Northeastern 5	L	TD
2017	#3 Boston College 3, #2 Boston University 2	W	TD
2018	#1 Boston College 3, #4 Boston University 4 (OT)	L	TD
2019	#7 Boston College 3, #1 Massachusetts 0	W	TD
2021	#1 Boston College 5, #7 UMass Lowell 6 (2OT)	L	BC

**Championship Game (11-7) 18 Appearances**

Year	Game	Result	Site
1985	#1 Boston College 1, #3 Providence 2 (OT)	L	PCC
1986	#1 Boston College 4, #2 Boston University 9	L	PCC
1987	#1 Boston College 4, #3 Maine 2	W	BG
1989	#1 Boston College 4, #2 Maine 5	L	BC
1990	#1 Boston College 4, #2 Maine 3	W	BC
1998	#2 Boston College 3, #6 Maine 2	W	FC
1999	#3 Boston College 5, #1 New Hampshire 4 (OT)	W	FC
2000	#3 Boston College 1, #4 Maine 2	L	FC
2001	#1 Boston College 5, #3 Providence 3	W	FC
2005	#1 Boston College 3, #3 New Hampshire 1	W	TD
2006	#3 Boston College 1, #1 Boston University 2 (OT)	L	TD
2007	#2 Boston College 5, #1 New Hampshire 2	W	TD
2008	#4 Boston College 4, #3 Vermont 0	W	TD
2010	#2 Boston College 7, #4 Maine 6 (OT)	W	TD
2011	#1 Boston College 5, #4 Merrimack 3	W	TD
2012	#1 Boston College 4, #4 Maine 1	W	TD
2017	#3 Boston College 3, #1 UMass Lowell 4	L	TD
2019	#7 Boston College 2, #3 Northeastern 3	L	TD

**Consolation Game (0-0-1)**

Year	Game	Result	Site
1997	#5 Boston College 2, #6 UMass Lowell 2 (OT)	T	FC

**BOSTON UNIVERSITY (80-43-1)****Opening Round (2-1) 2 Appearances**

Year	Game	Result	Site
2014	#9 Boston University 2, #8 Notre Dame 3	L	ND
2016	#5 Boston University 2, #12 Massachusetts 1 (OT)	W	BU
2016	#5 Boston University 5, #12 Massachusetts 4	W	BU

**Quarterfinals (53-26-1) 38 Appearances**

Year	Game	Result	Site
1985	#2 Boston University 7, #7 Maine 4 (Gm1)	W	BU
1985	#2 Boston University 4, #7 Maine 2 (Gm2)	W	BU
1986	#2 Boston University 1, #7 New Hampshire 1 (Gm1) T	BU	BU
1986	#2 Boston University 4, #7 New Hampshire 3 (Gm2)W	BU	BU
1987	#4 Boston University 2, #5 Northeastern 3	L	BU
1988	#3 Boston University 2, #6 Providence 3 (Gm1)	L	BU
1988	#3 Boston University 4, #6 Providence 6 (Gm2)	L	BU
1989	#5 Boston University 2, #4 Providence 3	L	PC
1990	#3 Boston University 3, #6 Northeastern 4 (Gm1)	L	BU
1990	#3 Boston University 5, #6 Northeastern 2 (Gm2)	W	BU
1990	#3 Boston University 5, #6 Northeastern 3 (Gm3)	W	BU
1991	#3 Boston University 7, #6 Merrimack 1	W	BU
1992	#4 Boston University 2, #5 Boston College 5	L	BU
1993	#2 Boston University 6, #7 Boston College 2 (Gm1)	W	BU
1993	#2 Boston University 5, #7 Boston College 1 (Gm2)	W	BU
1994	#1 Boston University 8, #8 Maine 5 (Gm1)	W	BU
1994	#1 Boston University 4, #8 Maine 3 (Gm2)	W	BU
1995	#2 Boston University 4, #7 Merrimack 3	W	BU
1996	#1 Boston University 5, #8 Massachusetts 2 (Gm1)	W	BU
1996	#1 Boston University 14, #8 Massachusetts 1 (Gm2)W	BU	BU
1997	#1 Boston University 6, #8 Northeastern 2 (Gm1)	W	BU
1997	#1 Boston University 7, #8 Northeastern 1 (Gm2)	W	BU
1998	#1 Boston University 1, #8 Merrimack 4 (Gm1)	L	BU
1998	#1 Boston University 6, #8 Merrimack 5 (Gm2)	W	BU
1998	#1 Boston University 4, #8 Merrimack 5 (Gm3)	L	BU
1999	#5 Boston University 2, #4 Providence 8 (Gm1)	L	PC
1999	#5 Boston University 8, #4 Providence 2 (Gm2)	W	PC
1999	#5 Boston University 1, #4 Providence 5 (Gm3)	L	PC
2000	#1 Boston University 4, #8 Massachusetts 2 (Gm1)	W	BU
2000	#1 Boston University 5, #8 Massachusetts 2 (Gm2)	W	BU
2001	#6 Boston University 3, #3 Providence 6 (Gm1)	L	PC
2001	#6 Boston University 2, #3 Providence 1 (Gm2)	W	PC
2001	#6 Boston University 3, #3 Providence 4 2OT (Gm3) L	PC	PC
2002	#2 Boston University 3, #7 Providence 2 (Gm1)	W	BU
2002	#2 Boston University 4, #7 Providence 2 (Gm2)	W	BU
2003	#5 Boston University 5, #4 Providence 4 OT	W	PC
2003	#5 Boston University 7, #4 Providence 1	W	PC
2004	#8 Boston University 3, #1 Boston College 2	W	BC
2004	#8 Boston University 0, #1 Boston College 4	L	BC
2004	#8 Boston University 4, #1 Boston College 2	W	BC
2005	#2 Boston University 1, #7 Providence 4	L	BU
2005	#2 Boston University 2, #7 Providence 0	W	BU
2005	#2 Boston University 2, #7 Providence 0	W	BU
2006	#1 Boston University 4, #8 Massachusetts 1	W	BU
2006	#1 Boston University 4, #8 Massachusetts 1	W	BU
2007	#3 Boston University 2, #6 Vermont 3	L	BU
2007	#3 Boston University 2, #6 Vermont 0	W	BU
2007	#3 Boston University 3, #6 Vermont 2 OT	W	BU
2008	#2 Boston University 5, #7 UMass Lowell 3	W	BU
2008	#2 Boston University 1, #7 UMass Lowell 4	L	BU
2008	#2 Boston University 4, #7 UMass Lowell 2	W	BU
2009	#1 Boston University 2, #8 Maine 1	W	BU
2009	#1 Boston University 3, #8 Maine 6	L	BU
2009	#1 Boston University 6, #8 Maine 2	W	BU
2010	#3 Boston University 3, #6 Merrimack 2	W	BU
2010	#3 Boston University 2, #6 Merrimack 3 OT	L	BU
2010	#3 Boston University 3, #6 Merrimack 0	W	BU
2011	#3 Boston University 2, #6 Northeastern 4	L	BU
2011	#3 Boston University 5, #6 Northeastern 2	W	BU
2011	#3 Boston University 4, #6 Northeastern 5	L	BU
2012	#3 Boston University 2, #6 New Hampshire 3 2OT	L	BU
2012	#3 Boston University 4, #6 New Hampshire 2	W	BU
2012	#3 Boston University 5, #6 New Hampshire 4 2OT	W	BU
2013	#3 Boston University 3, #6 Merrimack 0	W	BU
2013	#3 Boston University 5, #6 Merrimack 3	W	BU
2015	#1 Boston University 6, #11 Merrimack 2	W	BU
2015	#1 Boston University 4, #11 Merrimack 0	W	BU

**Boston University (cont.)****Quarterfinals (cont.)**

Year	Game	Result	Site
2016	#5 Boston University 2, #4 UMass Lowell 3	L	UML
2016	#5 Boston University 0, #4 UMass Lowell 5	L	UML
2017	#2 Boston University 3, #8 Northeastern 2 (OT)	W	BU
2017	#2 Boston University 3, #8 Northeastern 2	W	BU
2018	#4 Boston University 5, #5 UConn 3 (OT)	W	BU
2018	#4 Boston University 2, #5 UConn 1	W	BU
2019	#5 Boston University 3, #4 UMass Lowell 0	W	UML
2019	#5 Boston University 4, #4 UMass Lowell 6	L	UML
2019	#5 Boston University 4, #4 UMass Lowell 1	W	UML
2021	#2 Boston University 2, #7 UMass Lowell 1	L	BU (WBA)
2022	#5 Boston University 1, #4 UConn 3	L	UC
2023	#1 Boston University 7, #11 Vermont 3	W	BU
2024	#2 Boston University 4, #7 Northeastern 2	W	BU

**Semifinals (13-13) 26 Appearances**

Year	Game	Result	Site
1985	#2 Boston University 2, #3 Providence 5	L	PCC
1986	#2 Boston University 3, #4 Providence 2	W	PCC
1990	#3 Boston University 1, #2 Maine 3	L	ME
1991	#3 Boston University 7, #4 Providence 5	W	BG
1993	#2 Boston University 2, #3 New Hampshire 0	W	BG
1994	#1 Boston University 5, #4 Northeastern 2	W	BG
1995	#2 Boston University 4, #5 UMass Lowell 2	W	BG
1996	#1 Boston University 4, #4 Providence 5	L	FC
1997	#1 Boston University 3, #6 UMass Lowell 2	W	FC
2000	#1 Boston University 2, #4 Maine 4	L	FC
2002	#2 Boston University 3, #3 Maine 4	L	FC
2003	#5 Boston University 6, #2 Boston College 5 (2OT)	W	FC
2004	#8 Boston University 0, #2 Maine 1	L	FC
2005	#2 Boston University 2, #3 New Hampshire 5	L	TD
2006	#1 Boston University 9, #4 New Hampshire 2	W	TD
2007	#3 Boston University 2, #2 Boston College 6	L	TD
2008	#2 Boston University 1, #3 Vermont 3	L	TD
2009	#1 Boston University 3, #6 Boston College 2	W	TD
2010	#3 Boston University 2, #4 Maine 5	L	TD
2012	#3 Boston University 3, #4 Maine 5	L	TD
2013	#3 Boston University 6, #2 Boston College 3	W	TD
2015	#1 Boston University 4, #8 New Hampshire 1	W	TD
2017	#2 Boston University 2, #3 Boston College 3	L	TD
2018	#4 Boston University 4, #1 Boston College 3 (OT)	W	TD
2019	#5 Boston University 1, #3 Northeastern 2 (OT)	L	TD
2023	#1 Boston University 2, #7 Providence 1 (OT)	W	TD

**Championship Game (10-3) 13 Appearances**

Year	Game	Result	Site
1986	#2 Boston University 9, #1 Boston College 4	W	PCC
1991	#3 Boston University 4, #2 Maine 3 (OT)	W	BG
1993	#2 Boston University 2, #1 Maine 5	L	BG
1994	#1 Boston University 3, #2 UMass Lowell 2	W	BG
1995	#2 Boston University 3, #6 Providence 2	W	BG
1997	#1 Boston University 4, #2 New Hampshire 2	W	FC
2003	#5 Boston University 0, #1 New Hampshire 1 OT	L	FC
2006	#1 Boston University 2, #3 Boston College 1 (OT)	W	TD
2009	#1 Boston University 1, #5 UMass Lowell 0	W	TD
2013	#3 Boston University 0, #1 UMass Lowell 1	L	TD
2015	#1 Boston University 5, #4 UMass Lowell 3	W	TD
2018	#4 Boston University 2, #3 Providence 0	W	TD
2023	#1 Boston University 3, #2 Merrimack 2 (OT)	W	TD

**Consolation Game (2-0)**

Year	Game	Result	Site
1985	#2 Boston University 6, #5 Lowell 4	W	PCC
1996	#1 Boston University 7, #2 UMass Lowell 3	W	FC

## UNIVERSITY OF CONNECTICUT (3-12)

### Opening Round (1-6) 4 Appearances

<u>Year</u>	<u>Game</u>	<u>Result</u>	<u>Site</u>
2015	#9 UConn 2, #8 New Hampshire 5	L	UNH
2015	#9 UConn 0, #8 New Hampshire 2	L	UNH
2016	#8 UConn 1, #9 Vermont 2	L	UConn
2016	#8 UConn 3, #9 Vermont 4	L	UConn
2017	#9 UConn 1, #8 Northeastern 3	L	NU
2017	#9 UConn 2, #8 Northeastern 6	L	NU
2024	#8 UConn 4, #9 Vermont 1	W	UConn

### Quarterfinals (1-5) 5 Appearances

<u>Year</u>	<u>Game</u>	<u>Result</u>	<u>Site</u>
2018	#5 UConn 4, #4 Boston University 5 (OT)	L	BU
2018	#5 UConn 1, #4 Boston University 2	L	BU
2021	#4 UConn 1, #5 Providence 6	L	UC (FIF)
2022	#4 UConn 3, #5 Boston University 1	W	UC
2023	#4 UConn 1, #5 UMass Lowell 2	L	UC
2024	#8 UConn 4, #1 Boston College 5	L	BC

### Semifinals (1-0) 1 Appearance

<u>Year</u>	<u>Game</u>	<u>Result</u>	<u>Site</u>
2022	#4 UConn 4, #1 Northeastern 1	W	TD

### Championship Game (0-1) 1 Appearance

<u>Year</u>	<u>Game</u>	<u>Result</u>	<u>Site</u>
2022	#4 UConn 1, #2 Massachusetts 2 (OT)	L	TD

## UNIVERSITY OF MAINE (57-45-0)

### Opening Round (4-9) 8 Appearances

Year	Game	Result	Site
2014	#6 Maine 2, #11 Merrimack 0	W	ME
2015	#10 Maine 2, #7 Vermont 4	L	UVM
2015	#10 Maine 4, #7 Vermont 2	W	UVM
2015	#10 Maine 2, #7 Vermont 3 (OT)	L	UVM
2016	#11 Maine 2, #6 Northeastern 3 (OT)	L	NU
2016	#11 Maine 3, #6 Northeastern 4 (OT)	L	NU
2017	#11 Maine 0, #6 Vermont 5	L	UVM
2017	#11 Maine 1, #6 Vermont 5	L	UVM
2018	#6 Maine 4, #11 New Hampshire 1	W	ME
2018	#6 Maine 3, #11 New Hampshire 2	W	ME
2021	#8 Maine 2, #9 New Hampshire 7	L	ME
2022	#11 Maine 2, #6 Merrimack 6	L	MC
2023	#6 Maine 2, #11 Vermont 4	L	ME

### Quarterfinals (32-22) 27 Appearances

Year	Game	Result	Site
1985	#7 Maine 4, #2 Boston University 7 (Gm1)	L	BU
1985	#7 Maine 2, #2 Boston University 4 (Gm2)	L	BU
1986	#5 Maine 4, #4 Providence 5 (Gm1)	L	PC
1986	#5 Maine 2, #4 Providence 5 (Gm2)	L	PC
1987	#3 Maine 5, #6 Providence 2	W	ME
1990	#2 Maine 7, #7 Lowell 3 (Gm1)	W	ME
1990	#2 Maine 16, #7 Lowell 0 (Gm2)	W	ME
1991	#2 Maine 5, #7 Lowell 3	W	ME
1992	#1 Maine 7, #7 Merrimack 0	W	ME
1993	#1 Maine 6, #8 Northeastern 1	W	ME
1993	#1 Maine 9, #8 Northeastern 5	W	ME
1994	#8 Maine 5, #1 Boston University 8 (Gm1)	L	BU
1994	#8 Maine 3, #1 Boston University 4 (Gm2)	L	BU
1995	#1 Maine 7, #9 Massachusetts 4	W	ME
1996	#3 Maine 4, #6 New Hampshire 2	W	ME
1996	#3 Maine 8, #6 New Hampshire 4	W	ME
1998	#6 Maine 3, #3 New Hampshire 2 (2OT)	W	UNH
1998	#6 Maine 5, #3 New Hampshire 3	W	UNH
1999	#2 Maine 3, #7 Massachusetts 1	W	ME
1999	#2 Maine 5, #7 Massachusetts 2	W	ME
2000	#4 Maine 5, #5 Providence 3	W	ME
2000	#4 Maine 5, #5 Providence 4 (OT)	W	ME
2001	#2 Maine 2, #7 Northeastern 1	W	ME
2001	#2 Maine 6, #7 Northeastern 3	W	ME
2002	#3 Maine 7, #6 Boston College 3	W	ME
2002	#3 Maine 4, #6 Boston College 2	W	ME
2003	#3 Maine 3, #6 Massachusetts 5	L	ME
2003	#3 Maine 2, #6 Massachusetts 4	L	ME
2004	#2 Maine 2, #7 Merrimack 1	W	ME
2004	#2 Maine 3, #7 Merrimack 2	W	ME
2005	#4 Maine 7, #5 UMass Lowell 2	W	ME
2005	#4 Maine 5, #5 UMass Lowell 1	W	ME
2006	#2 Maine 4, #7 UMass Lowell 3 (OT)	W	ME
2006	#2 Maine 4, #7 UMass Lowell 3	W	ME
2007	#5 Maine 2, #4 Massachusetts 3	L	UM
2007	#5 Maine 2, #4 Massachusetts 5	L	UM
2009	#8 Maine 1, #1 Boston University 2	L	BU
2009	#8 Maine 6, #1 Boston University 3	W	BU
2009	#8 Maine 2, #1 Boston University 6	L	BU
2010	#4 Maine 1, #5 UMass Lowell 2	L	ME
2010	#4 Maine 2, #5 UMass Lowell 0	W	ME
2010	#4 Maine 3, #5 UMass Lowell 2 (OT)	W	ME
2011	#5 Maine 4, #4 Merrimack 5	L	MC
2011	#5 Maine 2, #4 Merrimack 6	L	MC
2012	#4 Maine 2, #5 Merrimack 1	W	ME
2012	#4 Maine 2, #5 Merrimack 5	L	ME
2012	#4 Maine 2, #5 Merrimack 1	W	ME
2013	#8 Maine 1, #1 UMass Lowell 4	L	UML
2013	#8 Maine 1, #1 UMass Lowell 2 (OT)	L	UML
2014	#6 Maine 1, #3 Providence 3	L	PC
2014	#6 Maine 2, #3 Providence 4	L	PC
2018	#6 Maine 3, #3 Providence 4	L	PC
2018	#6 Maine 2, #3 Providence 3	L	PC
2024	#3 Maine 5, #6 New Hampshire 0	L	ME

## Maine (cont.)

### Semifinals (15-5) 20 Appearances

Year	Game	Result	Site
1987	#3 Maine 5, #2 Lowell 4	W	BG
1988	#1 Maine 6, #6 Providence 5 (Gm1)	W	ME
1988	#1 Maine 11, #6 Providence 2 (Gm2)	W	ME
1989	#2 Maine 3, #3 Northeastern 2 (OT)	W	BC
1990	#2 Maine 3, #3 Boston University 1	W	ME
1991	#2 Maine 4, #8 Northeastern 3 (OT)	W	BG
1992	#1 Maine 7, #5 Boston College 3	W	BG
1993	#1 Maine 7, #4 Lowell 5	W	BG
1995	#1 Maine 3, #6 Providence 7	L	BG
1996	#3 Maine 5, #2 UMass Lowell 2	W	FC
1998	#6 Maine 6, #5 UMass Lowell 2	W	FC
1999	#2 Maine 2, #3 Boston College 3	L	FC
2000	#4 Maine 4, #1 Boston University 2	W	FC
2001	#2 Maine 3, #3 Providence 4	L	FC
2002	#3 Maine 4, #2 Boston University 3	W	FC
2004	#2 Maine 1, #8 Boston University 0	W	FC
2005	#4 Maine 1, #1 Boston College 2 (2OT)	L	TD
2006	#2 Maine 1, #3 Boston College 4	L	TD
2010	#4 Maine 5, #3 Boston University 2	W	TD
2012	#4 Maine 5, #3 Boston University 3	W	TD

### Championship Game (5-9) 14 Appearances

Year	Game	Result	Site
1987	#3 Maine 2, #1 Boston College 4	L	BG
1988	#1 Maine 3, #2 Northeastern 4	L	BG
1989	#2 Maine 5, #1 Boston College 4	W	BC
1990	#2 Maine 3, #1 Boston College 4	L	BC
1991	#2 Maine 3, #3 Boston University 4 (OT)	L	BG
1992	#1 Maine 4, #2 New Hampshire 1	W	BG
1993	#1 Maine 5, #2 Boston University 2	W	BG
1996	#3 Maine 2, #4 Providence 3	L	FC
1998	#6 Maine 2, #2 Boston College 3	L	FC
2000	#4 Maine 2, #3 Boston College 1	W	FC
2002	#3 Maine 1, #1 New Hampshire 3	L	FC
2004	#2 Maine 2, #3 Massachusetts 1 (3OT)	W	FC
2010	#4 Maine 6, #2 Boston College 7 (OT)	L	TD
2012	#4 Maine 1, #1 Boston College 4	L	TD

### Consolation Game (1-0)

Year	Game	Result	Site
1995	#1 Maine 6, #5 UMass Lowell 0	W	BG

## UNIVERSITY OF MASSACHUSETTS (21-37)

### Opening Round (3-8) 6 Appearances

Year	Game	Result	Site
1995	#9 Massachusetts 5, #8 Boston College 4	W	BC
2014	#10 Massachusetts 1, #7 Vermont 2	L	UVM
2015	#12 Massachusetts 4, #5 Notre Dame 3 (5OT)	W	ND
2015	#12 Massachusetts 3, #5 Notre Dame 5	L	ND
2015	#12 Massachusetts 0, #5 Notre Dame 7	L	ND
2016	#12 Massachusetts 1, #5 Boston University 2 (OT)	L	BU
2016	#12 Massachusetts 4, #5 Boston University 5	L	BU
2017	#12 Massachusetts 0, #5 Providence 3	L	PC
2017	#12 Massachusetts 1, #5 Providence 5	L	PC
2018	#8 Massachusetts 3, #9 Vermont 2 (OT)	W	MA
2018	#8 Massachusetts 3, #9 Vermont 4 (OT)	L	MA
2016	#8 Massachusetts 5, #9 Vermont 1 (OT)	W	MA

### Quarterfinals (12-25) 20 Appearances

Year	Game	Result	Site
1995	#9 Massachusetts 4, #1 Maine 7	L	ME
1996	#8 Massachusetts 2, #1 Boston University 5 (Gm1)	L	BU
1996	#8 Massachusetts 1, #1 Boston University 14 (Gm2)	L	BU
1997	#7 Massachusetts 1, #2 New Hampshire 5 (Gm1)	L	UNH
1997	#7 Massachusetts 2, #2 New Hampshire 8 (Gm2)	L	UNH
1999	#7 Massachusetts 1, #2 Maine 3 (Gm1)	L	ME
1999	#7 Massachusetts 2, #2 Maine 5 (Gm2)	L	ME
2000	#8 Massachusetts 2, #1 Boston University 4	L	BU
2000	#8 Massachusetts 2, #1 Boston University 5	L	BU
2003	#6 Massachusetts 5, #3 Maine 3	W	ME
2003	#6 Massachusetts 4, #3 Maine 2	W	ME
2004	#3 Massachusetts 6, #6 UMass Lowell 3	W	UM
2004	#3 Massachusetts 3, #6 UMass Lowell 1	W	UM
2005	#8 Massachusetts 2, #1 Boston College 3 (OT)	L	BC
2005	#8 Massachusetts 1, #1 Boston College 5	L	BC
2006	#8 Massachusetts 1, #1 Boston University 4	L	BU
2006	#8 Massachusetts 1, #1 Boston University 4	L	BU
2007	#4 Massachusetts 3, #5 Maine 2	W	UM
2007	#4 Massachusetts 5, #5 Maine 2	W	UM
2008	#8 Massachusetts 1, #1 New Hampshire 4	L	UNH
2008	#8 Massachusetts 2, #1 New Hampshire 7	L	UNH
2009	#7 Massachusetts 2, #2 Northeastern 1	W	NU
2009	#7 Massachusetts 1, #2 Northeastern 4	L	NU
2009	#7 Massachusetts 2, #2 Northeastern 3 (OT)	L	NU
2010	#7 Massachusetts 5, #2 Boston College 6	L	BC
2010	#7 Massachusetts 2, #2 Boston College 5	L	BC
2011	#8 Massachusetts 1, #1 Boston College 4	L	BC
2011	#8 Massachusetts 2, #1 Boston College 4	L	BC
2012	#8 Massachusetts 1, #1 Boston College 2	L	BC
2012	#8 Massachusetts 2, #1 Boston College 3	L	BC
2018	#8 Massachusetts 2, #2 Northeastern 3	L	NU
2018	#8 Massachusetts 2, #2 Northeastern 7	L	NU
2019	#1 Massachusetts 5, #8 New Hampshire 4 (OT)	W	UMA
2019	#1 Massachusetts 6, #8 New Hampshire 0	W	UMA
2021	#3 Massachusetts 4, #6 Northeastern 1	W	UMA
2022	#2 Massachusetts 4, #7 Providence 2	W	UMA
2024	#5 Massachusetts 3, #4 Providence 1	W	PC

### Semifinals (3-3) 6 Appearances

Year	Game	Result	Site
2003	#6 Massachusetts 4, #1 New Hampshire 5	L	FC
2004	#3 Massachusetts 5, #4 New Hampshire 2	W	FC
2007	#4 Massachusetts 2, #1 New Hampshire 3 (2OT)	L	TD
2019	#1 Massachusetts 0, #7 Boston College 3	L	TD
2021	#3 Massachusetts 5, #5 Providence 2	W	UMA
2022	#2 Massachusetts 3, #3 UMass Lowell 1	W	TD

### Championship Game (2-1) 3 Appearances

Year	Game	Result	Site
2004	#3 Massachusetts 1, #2 Maine 2 (3OT)	L	FC
2021	#3 Massachusetts 1, #7 UMass Lowell 0	W	UMA
2022	#2 Massachusetts 2, #3 UConn 1 (OT)	W	TD

**UMASS LOWELL (51-54-3)****Opening Round (1-3-0) 3 Appearances**

Year	Game	Result	Site
2018	#7 UMass Lowell 1, #10 Merrimack 2 (OT)	L	UML
2018	#7 UMass Lowell 2, #10 Merrimack 3 (OT)	L	UML
2021	#7 UMass Lowell 5, #10 Vermont 2	W	UML
2024	#11 UMass Lowell 0, #6 New Hampshire 1	L	UNH

**Quarterfinals (35-30-2) 32 Appearances**

Year	Game	Result	Site
1985	#5 Lowell 7, #4 New Hampshire 6 (Gm1)	W	UNH
1985	#5 Lowell 4, #4 New Hampshire 8 (Gm2)	L	UNH
1986	#6 Lowell 4, #3 Northeastern 2 (Gm1)	W	NU
1986	#6 Lowell 3, #3 Northeastern 4 (Gm2)	L	NU
1988	#4 Lowell 3, #5 Boston College 3 (Gm1)	T	UML
1988	#4 Lowell 5, #5 Boston College 2 (Gm2)	W	UML
1990	#7 Lowell 3, #2 Maine 7 (Gm1)	L	ME
1990	#7 Lowell 0, #2 Maine 16 (Gm2)	L	ME
1991	#7 Lowell 3, #2 Maine 5	L	ME
1992	#6 UMass Lowell 0, #3 Providence 7	L	PC
1993	#4 UMass Lowell 7, #5 Providence 4 (Gm1)	W	UML
1993	#4 UMass Lowell 3, #5 Providence 3 (OT) (Gm2)	T	UML
1994	#2 UMass Lowell 7, #7 Merrimack 1 (Gm1)	W	UML
1994	#2 UMass Lowell 3, #7 Merrimack 0 (Gm2)	W	UML
1995	#5 UMass Lowell 5, #4 Northeastern 2	W	NU
1996	#2 UMass Lowell 7, #7 Northeastern 3 (Gm1)	W	UML
1996	#2 UMass Lowell 4, #7 Northeastern 3 (Gm2)	W	UML
1997	#6 UMass Lowell 6, #3 Providence 2 (Gm1)	W	PC
1997	#6 UMass Lowell 6, #3 Providence 5 (Gm2)	W	PC
1998	#5 UMass Lowell 8, #4 Northeastern 2 (Gm1)	W	NU
1998	#5 UMass Lowell 2, #4 Northeastern 3 (Gm2)	L	NU
1998	#5 UMass Lowell 5, #4 Northeastern 1 (Gm3)	W	NU
1999	#6 UMass Lowell 0, #3 Boston College 5 (Gm1)	L	BC
1999	#6 UMass Lowell 4, #3 Boston College 5 (Gm2)	L	BC
2001	#5 UMass Lowell 2, #4 New Hampshire 4	L	UNH
2001	#5 UMass Lowell 2, #4 New Hampshire 1	W	UNH
2001	#5 UMass Lowell 2, #4 New Hampshire 1	W	UNH
2002	#4 UMass Lowell 5, #5 Northeastern 2	W	UML
2002	#4 UMass Lowell 2, #5 Northeastern 4	L	UML
2002	#4 UMass Lowell 3, #5 Northeastern 1	W	UML
2003	#8 UMass Lowell 4, #1 New Hampshire 8	L	UNH
2003	#8 UMass Lowell 4, #1 New Hampshire 8	L	UNH
2004	#6 UMass Lowell 3, #3 Massachusetts 6	L	UM
2004	#6 UMass Lowell 1, #3 Massachusetts 3	L	UM
2005	#5 UMass Lowell 2, #4 Maine 7	L	ME
2005	#5 UMass Lowell 1, #4 Maine 5	L	ME
2006	#7 UMass Lowell 3, #2 Maine 4 (OT)	L	ME
2006	#7 UMass Lowell 3, #2 Maine 4	L	ME
2008	#7 UMass Lowell 3, #2 Boston University 5	L	BU
2008	#7 UMass Lowell 4, #2 Boston University 1	W	BU
2008	#7 UMass Lowell 2, #2 Boston University 4	L	BU
2009	#5 UMass Lowell 4, #4 Vermont 3 (OT)	W	UVM
2009	#5 UMass Lowell 4, #4 Vermont 2	W	UVM
2010	#5 UMass Lowell 2, #4 Maine 1	W	ME
2010	#5 UMass Lowell 0, #4 Maine 2	L	ME
2010	#5 UMass Lowell 2, #4 Maine 3 (OT)	L	ME
2012	#2 UMass Lowell 3, #7 Providence 5	L	UML
2012	#2 UMass Lowell 3, #7 Providence 2 (OT)	W	UML
2012	#2 UMass Lowell 0, #7 Providence 1	L	UML
2013	#1 UMass Lowell 4, #8 Maine 1	W	UML
2013	#1 UMass Lowell 2, #8 Maine 1 (OT)	W	UML
2014	#2 UMass Lowell 3, #7 Vermont 2	W	UML
2014	#2 UMass Lowell 2, #7 Vermont 3 (OT)	L	UML
2014	#2 UMass Lowell 2, #7 Vermont 1	W	UML
2015	#4 UMass Lowell 5, #5 Notre Dame 0	W	UML
2015	#4 UMass Lowell 2, #5 Notre Dame 4	L	UML
2015	#4 UMass Lowell 6, #5 Notre Dame 4	W	UML
2016	#4 UMass Lowell 3, #5 Boston University 2	W	UML
2016	#4 UMass Lowell 5, #5 Boston University 0	W	UML
2017	#1 UMass Lowell 1, #10 New Hampshire 3	L	UML
2017	#1 UMass Lowell 3, #10 New Hampshire 1	W	UML
2017	#1 UMass Lowell 8, #10 New Hampshire 2	W	UML
2019	#4 UMass Lowell 0, #5 Boston University 3	L	UML
2019	#4 UMass Lowell 6, #5 Boston University 4	W	UML
2019	#4 UMass Lowell 1, #5 Boston University 4	L	UML
2021	#7 UMass Lowell 2, #2 Boston University 1	W	BU (WBA)
2022	#3 UMass Lowell 7, #6 Merrimack 2	W	UML

**UMass Lowell (cont.)****Semifinals (9-13) 21 Appearances**

Year	Game	Result	Site
1985	#5 Lowell 5, #1 Boston College 6	L	PCC
1986	#6 Lowell 2, #1 Boston College 5	L	PCC
1987	#2 Lowell 4, #3 Maine 5	L	BG
1988	#4 Lowell 1, #2 Northeastern 3 (Gm1)	L	BG
1988	#4 Lowell 2, #2 Northeastern 1 (Gm2)	W	BG
1993	#4 Lowell 5, #1 Maine 7	L	BG
1994	#2 UMass Lowell 4, #3 New Hampshire 2	W	BG
1995	#5 UMass Lowell 2, #2 Boston University 4	L	BG
1996	#2 UMass Lowell 2, #3 Maine 5	L	FC
1997	#6 UMass Lowell 2, #1 Boston University 3	L	FC
1998	#5 UMass Lowell 2, #6 Maine 6	L	FC
2001	#5 UMass Lowell 1, #1 Boston College 5	L	FC
2002	#4 UMass Lowell 3, #1 New Hampshire 4	L	FC
2009	#5 UMass Lowell 3, #2 Northeastern 2 (OT)	W	TD
2013	#1 UMass Lowell 2, #4 Providence 1	W	TD
2014	#2 UMass Lowell 4, #8 Notre Dame 0	W	TD
2015	#4 UMass Lowell 4, #7 Vermont 1	W	TD
2016	#4 UMass Lowell 2, #2 Providence 1 (3OT)	W	TD
2017	#1 UMass Lowell 5, #4 Notre Dame 1	W	TD
2021	#7 UMass Lowell 6, #1 Boston College 5 (2OT)	W	BC
2022	#3 UMass Lowell 1, #2 Massachusetts 3	L	TD
2023	#5 UMass Lowell 1, #2 Merrimack 2 (2OT)	L	TD

**Championship Game (3-5) 8 Appearances**

Year	Game	Result	Site
1994	#2 UMass Lowell 2, #1 Boston University 3	L	BG
2009	#5 UMass Lowell 0, #1 Boston University 1	L	TD
2013	#1 UMass Lowell 1, #3 Boston University 0	W	TD
2014	#2 UMass Lowell 4, #4 New Hampshire 0	W	TD
2015	#4 UMass Lowell 3, #1 Boston University 5	L	TD
2016	#4 UMass Lowell 1, #6 Northeastern 3	L	TD
2017	#1 UMass Lowell 4, #3 Boston College 3	W	TD
2021	#7 UMass Lowell 0, #3 Massachusetts 1	L	UMA

**Consolation Game (2-3-1)**

Year	Game	Result	Site
1985	#5 Lowell 4, #2 Boston University 6	L	PCC
1986	#6 Lowell 8, #4 Providence 5	W	PCC
1993	#4 UMass Lowell 5, #3 New Hampshire 4 (OT)	W	BG
1995	#5 UMass Lowell 0, #1 Maine 6	L	BG
1996	#2 UMass Lowell 3, #1 Boston University 7	L	FC
1997	#6 UMass Lowell 2, #5 Boston College 2	T	FC



## MERRIMACK COLLEGE (18-45-0)

### Opening Round (8-5) 7 Appearances

Year	Game	Result	Site
2014	#11 Merrimack 0, #6 Maine 2	L	ME
2015	#11 Merrimack 3, #6 Northeastern 2 OT	W	NU
2015	#11 Merrimack 2, #6 Northeastern 1 OT	W	NU
2016	#7 Merrimack 1, #10 New Hampshire 3	L	MC
2016	#7 Merrimack 3, #10 New Hampshire 2 (OT)	W	MC
2016	#7 Merrimack 2, #10 New Hampshire 1	W	MC
2017	#7 Merrimack 4, #10 New Hampshire 0	W	MC
2017	#7 Merrimack 0, #10 New Hampshire 4	L	MC
2017	#7 Merrimack 2, #10 New Hampshire 5	L	MC
2018	#10 Merrimack 2, #7 UMass Lowell 1 (OT)	W	UML
2018	#10 Merrimack 3, #7 UMass Lowell 2 (OT)	W	UML
2022	#6 Merrimack 6, #11 Maine 2	W	MC
2024	#10 Merrimack 0, #7 Northeastern 4	L	NU

### Semifinals (2-1)

Year	Game	Result	Site
1998	#8 Merrimack 2, #2 Boston College 7	L	FC
2011	#4 Merrimack 4, #2 New Hampshire 1	W	TD
2023	#2 Merrimack 2, #5 UMass Lowell 1 (2OT)	W	TD

### Championship Game (0-2)

Year	Game	Result	Site
2011	#4 Merrimack 3, #1 Boston College 5	L	TD
2023	#2 Merrimack 2, #1 Boston University 3 (OT)	L	TD

### Quarterfinals (8-37) 23 Appearances

Year	Game	Result	Site
1990	#8 Merrimack 1, #1 Boston College 3 (Gm1)	L	BC
1990	#8 Merrimack 6, #1 Boston College 3 (Gm2)	W	BC
1990	#8 Merrimack 5, #1 Boston College 8 (Gm3)	L	BC
1991	#6 Merrimack 1, #3 Boston University 7	L	BU
1992	#8 Merrimack 0, #1 Maine 7	L	ME
1993	#6 Merrimack 3, #3 New Hampshire 5 (Gm1)	L	UNH
1993	#6 Merrimack 2, #3 New Hampshire 9 (Gm2)	L	UNH
1994	#7 Merrimack 1, #2 UMass Lowell 7 (Gm1)	L	UML
1994	#7 Merrimack 0, #2 UMass Lowell 3 (Gm2)	L	UML
1995	#7 Merrimack 3, #2 Boston University 4	L	BU
1997	#4 Merrimack 6, #5 Boston College 7 (Gm1)	L	MC
1997	#4 Merrimack 3, #5 Boston College 5 (Gm2)	L	MC
1998	#8 Merrimack 4, #1 Boston University 1 (Gm1)	W	BU
1998	#8 Merrimack 5, #1 Boston University 6 (Gm2)	L	BU
1998	#8 Merrimack 5, #1 Boston University 4 (Gm3)	W	BU
1999	#8 Merrimack 2, #1 New Hampshire 3 (Gm1)	L	UNH
1999	#8 Merrimack 4, #1 New Hampshire 5 (Gm2)	L	UNH
2000	#7 Merrimack 2, #2 New Hampshire 5	L	UNH
2000	#7 Merrimack 2, #2 New Hampshire 3 (OT)	L	UNH
2001	#8 Merrimack 0, #1 Boston College 1	L	BC
2001	#8 Merrimack 1, #1 Boston College 5	L	BC
2002	#8 Merrimack 2, #1 New Hampshire 6	L	UNH
2002	#8 Merrimack 4, #1 New Hampshire 5 (OT)	L	UNH
2003	#7 Merrimack 1, #2 Boston College 4	L	BC
2003	#7 Merrimack 1, #2 Boston College 2	L	BC
2004	#7 Merrimack 1, #2 Maine 2	L	ME
2004	#7 Merrimack 2, #2 Maine 3	L	ME
2010	#6 Merrimack 2, #3 Boston University 3	L	BU
2010	#6 Merrimack 3, #3 Boston University 2 (OT)	W	BU
2010	#6 Merrimack 0, #3 Boston University 3	L	BU
2011	#4 Merrimack 5, #5 Maine 4	W	MC
2011	#4 Merrimack 6, #5 Maine 2	W	MC
2012	#5 Merrimack 1, #4 Maine 2	L	ME
2012	#5 Merrimack 5, #4 Maine 2	W	ME
2012	#5 Merrimack 1, #4 Maine 2	L	ME
2013	#6 Merrimack 0, #3 Boston University 3	L	BU
2013	#6 Merrimack 3, #3 Boston University 5	L	BU
2015	#11 Merrimack 2, #1 Boston University 6	L	BU
2015	#11 Merrimack 0, #1 Boston University 4	L	BU
2016	#7 Merrimack 1, #2 Providence 3	L	PC
2016	#7 Merrimack 0, #2 Providence 2	L	PC
2018	#10 Merrimack 0, #1 Boston College 1	L	BC
2018	#10 Merrimack 3, #1 Boston College 4 (OT)	L	BC
2022	#6 Merrimack 2, #3 UMass Lowell 7	L	UML
2023	#2 Merrimack 1, #8 Boston College 0 (2OT)	W	MC

## UNIVERSITY OF NEW HAMPSHIRE (56-50-2)

### Opening Round (7-7) 8 Appearances

Year	Game	Result	Site
2015	#8 New Hampshire 5, #9 UConn 2	W	UNH
2015	#8 New Hampshire 2, #9 UConn 0	W	UNH
2016	#10 New Hampshire 3, #7 Merrimack 1	W	MC
2016	#10 New Hampshire 2, #7 Merrimack 3 (OT)	L	MC
2016	#10 New Hampshire 1, #7 Merrimack 2	L	MC
2017	#10 New Hampshire 0, #7 Merrimack 4	L	MC
2017	#10 New Hampshire 4, #7 Merrimack 0	W	MC
2017	#10 New Hampshire 5, #7 Merrimack 2	W	MC
2018	#11 New Hampshire 1, #6 Maine 4	L	ME
2018	#11 New Hampshire 2, #6 Maine 3	L	ME
2021	#9 New Hampshire 7, #8 Maine 2	W	ME
2022	#9 New Hampshire 3, #8 Boston College 4 (OT)	L	BC
2023	#10 New Hampshire 1, #7 Providence 2 (OT)	W	PC
2024	#6 New Hampshire 1, #11 UMass Lowell 0	W	UNH

### Quarterfinals (39-27-1) 30 Appearances

Year	Game	Result	Site
1985	#4 New Hampshire 6, #5 Lowell 7	L	UNH
1985	#4 New Hampshire 8, #5 Lowell 4	W	UNH
1986	#7 New Hampshire 1, #2 Boston University 1	T	BU
1986	#7 New Hampshire 3, #2 Boston University 4	L	BU
1989	#6 New Hampshire 4, #3 Northeastern 5 (OT)	L	NU
1990	#5 New Hampshire 1, #4 Providence 5	L	PC
1990	#5 New Hampshire 2, #4 Providence 0	W	PC
1990	#5 New Hampshire 7, #4 Providence 4	W	PC
1991	#5 New Hampshire 1, #4 Providence 4	L	PC
1992	#2 New Hampshire 4, #7 Northeastern 2	W	UNH
1993	#3 New Hampshire 5, #6 Merrimack 3	W	UNH
1993	#3 New Hampshire 9, #6 Merrimack 2	W	UNH
1994	#3 New Hampshire 4, #6 Boston College 1	W	UNH
1994	#3 New Hampshire 6, #6 Boston College 5 (OT) (Gm 2)	W	UNH
1995	#3 New Hampshire 2, #6 Providence 3 (OT)	L	UNH
1996	#6 New Hampshire 2, #3 Maine 4	L	ME
1996	#6 New Hampshire 4, #3 Maine 8	L	ME
1997	#2 New Hampshire 5, #7 Massachusetts 1	W	UNH
1997	#2 New Hampshire 8, #7 Massachusetts 2	W	UNH
1998	#3 New Hampshire 2, #6 Maine 3 (2OT)	L	UNH
1998	#3 New Hampshire 3, #6 Maine 5	L	UNH
1999	#1 New Hampshire 3, #8 Merrimack 2	W	UNH
1999	#1 New Hampshire 5, #8 Merrimack 4	W	UNH
2000	#2 New Hampshire 5, #7 Merrimack 2	W	UNH
2000	#2 New Hampshire 3, #7 Merrimack 2 (OT)	W	UNH
2001	#4 New Hampshire 4, #5 UMass Lowell 2	W	UNH
2001	#4 New Hampshire 1, #5 UMass Lowell 2	L	UNH
2001	#4 New Hampshire 1, #5 UMass Lowell 2	L	UNH
2002	#1 New Hampshire 6, #8 Merrimack 2	W	UNH
2002	#1 New Hampshire 5, #8 Merrimack 4 (OT)	W	UNH
2003	#1 New Hampshire 8, #8 UMass Lowell 4	W	UNH
2003	#1 New Hampshire 8, #8 UMass Lowell 4	W	UNH
2004	#4 New Hampshire 2, #5 Providence 1	W	UNH
2004	#4 New Hampshire 3, #5 Providence 4 (OT)	L	UNH
2004	#4 New Hampshire 1, #5 Providence 0	W	UNH
2005	#3 New Hampshire 6, #6 Northeastern 1	W	UNH
2005	#3 New Hampshire 4, #6 Northeastern 0	W	UNH
2006	#4 New Hampshire 4, #5 Providence 0	W	UNH
2006	#4 New Hampshire 2, #5 Providence 1 (2OT) (Gm 2)	W	UNH
2007	#1 New Hampshire 4, #8 Providence 0	W	UNH
2007	#1 New Hampshire 6, #8 Providence 0	W	UNH
2008	#1 New Hampshire 4, #8 Massachusetts 1	W	UNH
2008	#1 New Hampshire 7, #8 Massachusetts 2	W	UNH
2009	#3 New Hampshire 3, #6 Boston College 5	L	UNH
2009	#3 New Hampshire 0, #6 Boston College 1	L	UNH
2010	#1 New Hampshire 7, #8 Vermont 4	W	UNH
2010	#1 New Hampshire 0, #8 Vermont 1	L	UNH
2010	#1 New Hampshire 0, #8 Vermont 1 (OT)	L	UNH
2011	#2 New Hampshire 3, #7 Vermont 1	W	UNH
2011	#2 New Hampshire 4, #7 Vermont 3	W	UNH
2012	#6 New Hampshire 3, #3 Boston Univ. 2 (2OT)	W	UNH
2012	#6 New Hampshire 2, #3 Boston University 4	L	UNH
2012	#6 New Hampshire 4, #3 Boston Univ. 5 (2OT)	L	UNH
2013	#5 New Hampshire 2, #4 Providence 3	L	PC
2013	#5 New Hampshire 4, #4 Providence 1	W	PC

## New Hampshire (cont.)

### Quarterfinals (cont.)

Year	Game	Result	Site
2013	#5 New Hampshire 2, #4 Providence 3	L	PC
2014	#4 New Hampshire 1, #5 Northeastern 0	W	UNH
2014	#4 New Hampshire 4, #5 Northeastern 5 (OT)	L	UNH
2014	#4 New Hampshire 5, #5 Northeastern 4	W	UNH
2015	#8 New Hampshire 2, #2 Providence 1 (OT)	W	PC
2015	#8 New Hampshire 1, #2 Providence 2	L	PC
2015	#8 New Hampshire 2, #2 Providence 1 (OT)	W	PC
2017	#10 New Hampshire 3, #1 UMass Lowell 1	W	UML
2017	#10 New Hampshire 1, #1 UMass Lowell 3	L	UML
2017	#10 New Hampshire 2, #1 UMass Lowell 8	L	UML
2021	#9 New Hampshire 2, #1 Boston College 3	L	BC
2024	#6 New Hampshire 0, #3 Maine 5	L	ME

### Semifinals (8-9) 17 Appearances

Year	Game	Result	Site
1990	#5 New Hampshire 4, #1 Boston College 5 (OT)	L	BC
1992	#2 New Hampshire 5, #3 Providence 3	W	BG
1993	#3 New Hampshire 0, #2 Boston University 2	L	BG
1994	#3 New Hampshire 2, #2 UMass Lowell 4	L	BG
1997	#2 New Hampshire 4, #5 Boston College 0	W	FC
1999	#1 New Hampshire 6, #4 Providence 2	W	FC
2000	#2 New Hampshire 1, #3 Boston College 2	L	FC
2002	#1 New Hampshire 4, #5 UMass Lowell 3	W	FC
2003	#1 New Hampshire 5, #6 Massachusetts 4	W	FC
2004	#4 New Hampshire 2, #3 Massachusetts 5	L	FC
2005	#3 New Hampshire 5, #2 Boston University 2	W	TD
2006	#4 New Hampshire 2, #1 Boston University 9	L	TD
2007	#1 New Hampshire 3, #4 Massachusetts 2 (2OT)	W	TD
2008	#1 New Hampshire 4, #4 Boston College 5 (3OT)	L	TD
2011	#2 New Hampshire 1, #4 Merrimack 4	L	TD
2014	#4 New Hampshire 3, #3 Providence 1	W	TD
2015	#8 New Hampshire 1, #1 Boston University 4	L	TD

### Championship Game (2-6)

Year	Game	Result	Site
1992	#2 New Hampshire 1, #1 Maine 4	L	BG
1997	#2 New Hampshire 2, #1 Boston University 4	L	FC
1999	#1 New Hampshire 4, #3 Boston College 5 (OT)	L	FC
2002	#1 New Hampshire 3, #3 Maine 1	W	FC
2003	#1 New Hampshire 1, #5 Boston University 0 (OT)	W	FC
2005	#3 New Hampshire 1, #1 Boston College 3	L	TD
2007	#1 New Hampshire 2, #2 Boston College 5	L	TD
2014	#4 New Hampshire 0, #2 UMass Lowell 4	L	TD

### Consolation Game (0-1-1)

Year	Game	Result	Site
1993	#3 New Hampshire 4, #4 UMass Lowell 5 (OT)	L	BG
1994	#3 New Hampshire 4, #4 Northeastern 4	T	BG

**NORTHEASTERN UNIVERSITY (33-48-1)****Opening Round (5-2) 4 Appearances**

Year	Game	Result	Site
2015	#6 Northeastern 2, #11 Merrimack 3 (OT)	L	NU
2015	#6 Northeastern 1, #11 Merrimack 2 (OT)	L	NU
2016	#6 Northeastern 3, #11 Maine 2 (OT)	W	NU
2016	#6 Northeastern 4, #11 Maine 3 (OT)	W	NU
2017	#8 Northeastern 3, #9 UConn 1	W	NU
2017	#8 Northeastern 6, #9 UConn 2	W	NU
2024	#7 Northeastern 4, #10 Merrimack 0	W	NU

**Quarterfinals (22-36) 29 Appearances**

Year	Game	Result	Site
1985	#6 Northeastern 2, #3 Providence 3 (Gm1)	L	PC
1985	#6 Northeastern 0, #3 Providence 3 (Gm2)	L	PC
1986	#3 Northeastern 2, #6 Lowell 4 (Gm1)	L	NU
1986	#3 Northeastern 4, #6 Lowell 3 (Gm2)	W	NU
1987	#5 Northeastern 3, #4 Boston University 2	W	BU
1989	#3 Northeastern 5, #6 New Hampshire 4 (OT)	W	NU
1990	#6 Northeastern 4, #3 Boston University 3	W	BU
1990	#6 Northeastern 2, #3 Boston University 5	L	BU
1990	#6 Northeastern 3, #3 Boston University 5	L	BU
1991	#8 Northeastern 6, #1 Boston College 5	W	BC
1992	#7 Northeastern 2, #2 New Hampshire 4	L	UNH
1993	#8 Northeastern 1, #1 Maine 6	L	ME
1993	#8 Northeastern 5, #1 Maine 9	L	ME
1994	#4 Northeastern 4, #5 Providence 3	W	NU
1994	#4 Northeastern 2, #5 Providence 1 (OT)	W	NU
1995	#4 Northeastern 2, #5 UMass Lowell 5	L	NU
1996	#7 Northeastern 3, #2 UMass Lowell 7	L	UML
1996	#7 Northeastern 3, #2 UMass Lowell 4	L	UML
1997	#8 Northeastern 2, #1 Boston University 6	L	BU
1997	#8 Northeastern 1, #1 Boston University 7	L	BU
1998	#4 Northeastern 2, #5 UMass Lowell 8	L	NU
1998	#4 Northeastern 3, #5 UMass Lowell 2	W	NU
1998	#4 Northeastern 1, #5 UMass Lowell 5	L	NU
2000	#6 Northeastern 4, #3 Boston College 8	L	BC
2000	#6 Northeastern 2, #3 Boston College 3	L	BC
2001	#7 Northeastern 1, #2 Maine 2	L	ME
2001	#7 Northeastern 3, #2 Maine 6	L	ME
2002	#5 Northeastern 2, #4 UMass Lowell 5	L	UML
2002	#5 Northeastern 4, #4 UMass Lowell 2	W	UML
2002	#5 Northeastern 1, #4 UMass Lowell 3	L	UML
2005	#6 Northeastern 1, #3 New Hampshire 6	L	UNH
2005	#6 Northeastern 0, #3 New Hampshire 4	L	UNH
2007	#7 Northeastern 0, #2 Boston College 3	L	BC
2007	#7 Northeastern 1, #2 Boston College 7	L	BC
2008	#6 Northeastern 0, #3 Vermont 1	L	UVM
2008	#6 Northeastern 2, #3 Vermont 1 (OT)	W	UVM
2008	#6 Northeastern 1, #3 Vermont 4	L	UVM
2009	#2 Northeastern 1, #7 Massachusetts 2	L	NU
2009	#2 Northeastern 4, #7 Massachusetts 1	W	NU
2009	#2 Northeastern 3, #7 Massachusetts 2 (OT)	W	NU
2011	#6 Northeastern 4, #3 Boston University 2	W	BU
2011	#6 Northeastern 2, #3 Boston University 5	L	BU
2011	#6 Northeastern 5, #4 Boston University 4	W	BU
2014	#5 Northeastern 0, #4 New Hampshire 1	L	UNH
2014	#5 Northeastern 5, #4 New Hampshire 4 (OT) (Gm 2)	W	UNH
2014	#5 Northeastern 4, #4 New Hampshire 5	L	UNH
2016	#6 Northeastern 3, #3 Notre Dame 1	W	ND
2016	#6 Northeastern 6, #3 Notre Dame 4	W	ND
2017	#8 Northeastern 2, #2 Boston University 3 (OT)	L	BU
2017	#8 Northeastern 2, #2 Boston University 3	L	BU
2018	#2 Northeastern 3, #8 Massachusetts 2	W	NU
2018	#2 Northeastern 7, #8 Massachusetts 2	W	NU
2019	#3 Northeastern 2, #6 Maine 1 (OT)	W	NU
2019	#3 Northeastern 2, #6 Maine 1	W	NU
2021	#6 Northeastern 1, #3 Massachusetts	L	NU
2022	#1 Northeastern 3, #8 Boston College 2	W	NU
2023	#3 Northeastern 1, #7 Providence 1 (OT)	L	NU
2024	#7 Northeastern 2, #2 Boston University 4	L	BU

**Northeastern (cont.)****Semifinals (3-9) 12 Appearances**

Year	Game	Result	Site
1987	#5 Northeastern 3, #1 Boston College 9	L	BG
1988	#2 Northeastern 3, #4 Lowell 1 (Gm1)	W	BG
1988	#2 Northeastern 1, #4 Lowell 2 (Gm2)	L	BG
1989	#3 Northeastern 2, #2 Maine 3 (OT)	L	ME
1991	#8 Northeastern 3, #2 Maine 4	L	BG
1994	#4 Northeastern 2, #1 Boston University 5	L	BG
2009	#2 Northeastern 2, #5 UMass Lowell 3 (OT)	L	TD
2011	#6 Northeastern 4, #1 Boston College 5	L	TD
2016	#6 Northeastern 5, #1 Boston College 4	W	TD
2018	#2 Northeastern 2, #3 Providence 3 (OT)	L	TD
2019	#3 Northeastern 2, #5 Boston University 1 (OT)	W	TD
2022	#1 Northeastern 1, #4 UConn 4	L	TD

**Championship Game (3-0) 3 Appearances**

Year	Game	Result	Site
1988	#2 Northeastern 4, #1 Maine 3	W	BG
2016	#6 Northeastern 3, #4 UMass Lowell 2	W	TD
2019	#3 Northeastern 3, #7 Boston College 2	W	TD

**Consolation Game (0-1-1)**

Year	Game	Result	Site
1989	#3 Northeastern 2, #4 Providence 3	L	BC
1994	#4 Northeastern 4, #3 New Hampshire 4	T	BG

**PROVIDENCE COLLEGE (45-55-1)****Opening Round (4-0) 3 Appearances**

Year	Game	Result	Site
2017	#5 Providence, #12 Massachusetts 0	W	PC
2017	#5 Providence 5, #12 Massachusetts 1	W	PC
2022	#7 Providence 2, #10 Vermont 1	W	PC
2023	#7 Providence 2, #10 New Hampshire 1 (OT)	W	PC

**Quarterfinals (33-38-1) 34 Appearances**

Year	Game	Result	Site
1985	#3 Providence 3, #6 Northeastern 2 (Gm1)	W	PC
1985	#3 Providence 3, #6 Northeastern 0 (Gm2)	W	PC
1986	#4 Providence 5, #5 Maine 4 (Gm1)	W	PC
1986	#4 Providence 5, #5 Maine 2 (Gm2)	W	PC
1987	#6 Providence 2, #3 Maine 5	L	ME
1988	#6 Providence 3, #3 Boston University 2 (Gm1)	W	BU
1988	#6 Providence 6, #3 Boston University 4 (Gm2)	W	BU
1989	#4 Providence 3, #5 Boston University 2	W	PC
1990	#4 Providence 5, #5 New Hampshire 1 (Gm1)	W	PC
1990	#4 Providence 0, #5 New Hampshire 2 (Gm2)	L	PC
1990	#4 Providence 4, #5 New Hampshire 7 (Gm3)	L	PC
1991	#4 Providence 4, #5 New Hampshire 1	W	PC
1992	#3 Providence 7, #6 UMass Lowell 0	W	PC
1993	#5 Providence 4, #4 UMass Lowell 7 (Gm1)	L	UML
1993	#5 Providence 3, #4 UMass Lowell 3 (OT) (Gm2)	T	UML
1994	#5 Providence 3, #4 Northeastern 4 (Gm1)	L	NU
1994	#5 Providence 1, #4 Northeastern 2 (OT) (Gm2)	L	NU
1995	#6 Providence 3, #3 New Hampshire 2 (OT)	W	UNH
1996	#4 Providence 5, #5 Boston College 2 (Gm1)	W	PC
1996	#4 Providence 4, #5 Boston College 2 (Gm2)	W	PC
1997	#3 Providence 2, #6 UMass Lowell 6 (Gm1)	L	PC
1997	#3 Providence 5, #6 UMass Lowell 6 (Gm2)	L	PC
1998	#7 Providence 3, #2 Boston College 4 (Gm1)	L	BC
1998	#7 Providence 3, #2 Boston College 6 (Gm2)	L	BC
1999	#4 Providence 8, #5 Boston University 2 (Gm1)	W	PC
1999	#4 Providence 2, #5 Boston University 8 (Gm2)	L	PC
1999	#4 Providence 5, #5 Boston University 1 (Gm3)	W	PC
2000	#5 Providence 3, #4 Maine 5	L	ME
2000	#5 Providence 4, #5 Maine 5 (OT)	L	ME
2001	#3 Providence 6, #6 Boston University 3	W	PC
2001	#3 Providence 1, #6 Boston University 2	L	PC
2001	#3 Providence 4, #6 Boston University 3	W	PC
2002	#7 Providence 2, #2 Boston University 3	L	BU
2002	#7 Providence 2, #2 Boston University 4	L	BU
2003	#4 Providence 4, #5 Boston University 5 (OT)	L	PC
2003	#4 Providence 1, #5 Boston University 7	L	PC
2004	#5 Providence 1, #4 New Hampshire 2	L	UNH
2004	#5 Providence 4, #4 New Hampshire 3 (OT)	W	UNH
2004	#5 Providence 0, #4 New Hampshire 1	L	UNH
2005	#7 Providence 4, #2 Boston University 1	W	BU
2005	#7 Providence 0, #2 Boston University 2	L	BU
2005	#7 Providence 0, #2 Boston University 2	L	BU
2006	#5 Providence 0, #4 New Hampshire 4	L	UNH
2006	#5 Providence 1, #4 New Hampshire 2 (2OT)	L	UNH
2007	#8 Providence 0, #1 New Hampshire 4	L	UNH
2007	#8 Providence 0, #1 New Hampshire 6	L	UNH
2008	#5 Providence 1, #4 Boston College 5	L	BC
2008	#5 Providence 1, #4 Boston College 5	L	BC
2012	#7 Providence 5, #2 UMass Lowell 3	W	UML
2012	#7 Providence 2 OT, #2 UMass Lowell 3	L	UML
2012	#7 Providence 1, #2 UMass Lowell 0	W	UML
2013	#4 Providence 3, #5 New Hampshire 2	W	PC
2013	#4 Providence 1, #5 New Hampshire 4	L	PC
2013	#4 Providence 3, #5 New Hampshire 2	W	PC
2014	#3 Providence 3, #6 Maine 1	W	PC
2014	#3 Providence 4, #6 Maine 2	W	PC
2015	#2 Providence 1, #8 New Hampshire 2 (OT)	L	PC
2015	#2 Providence 2, #8 New Hampshire 1	W	PC
2015	#2 Providence 1, #8 New Hampshire 2 (OT)	L	PC
2016	#2 Providence 3, #7 Merrimack 1	W	PC
2016	#2 Providence 2, #7 Merrimack 0	W	PC
2017	#5 Providence 0, #4 Notre Dame 5	L	ND
2017	#5 Providence 2, #4 Notre Dame 5	L	ND
2018	#3 Providence 4, #6 Maine 3	W	PC
2018	#3 Providence 3, #6 Maine 2	W	PC
2019	#2 Providence 5, #7 Boston College 4 (OT)	W	PC
2019	#2 Providence 3, #7 Boston College 4 (OT)	L	PC
2019	#2 Providence 1, #7 Boston College 2	L	PC
2021	#5 Providence 6, #4 UConn 1	W	UC (FIF)
2022	#7 Providence 2, #2 Massachusetts 4	L	UMA
2023	#7 Providence 2, #3 Northeastern 1 (OT)	W	NU
2024	#4 Providence 1, #5 Massachusetts 3	L	PC

**Providence (cont.)****Semifinals (5-13) 18 Appearances**

Year	Game	Result	Site
1985	#3 Providence 5, #2 Boston University 2	W	PCC
1986	#4 Providence 2, #2 Boston University 3	L	PCC
1988	#6 Providence 5, #1 Maine 6 (Gm1)	L	BG
1988	#6 Providence 2, #1 Maine 11 (Gm2)	L	BG
1989	#4 Providence 5, #1 Boston College 6 (2OT)	L	BC
1991	#4 Providence 5, #3 Boston University 7	L	BG
1992	#3 Providence 3, #2 New Hampshire 5	L	BG
1995	#6 Providence 7, #1 Maine 3	W	BG
1996	#4 Providence 5, #1 Boston University 4	W	FC
1999	#4 Providence 2, #1 New Hampshire 6	L	FC
2001	#3 Providence 4, #2 Maine 3	W	FC
2012	#7 Providence 2, #1 Boston College 4	L	TD
2013	#4 Providence 1, #1 UMass Lowell 2	L	TD
2014	#3 Providence 1, #4 New Hampshire 3	L	TD
2016	#2 Providence 1, #4 UMass Lowell 2 (3OT)	L	TD
2018	#3 Providence 3, #2 Northeastern 2 (OT)	W	TD
2021	#5 Providence 2, #3 Massachusetts 5	L	UMA
2023	#7 Providence 1, #1 Boston University 2 (2OT)	W	TD

**Championship Game (2-3)**

Year	Game	Result	Site
1985	#3 Providence 2, #1 Boston College 1 (2OT)	W	PCC
1995	#6 Providence 2, #2 Boston University 3	L	BG
1996	#4 Providence 3, #3 Maine 2	W	FC
2001	#3 Providence 3, #1 Boston College 5	L	FC
2018	#3 Providence 0, #4 Boston University 2	L	TD

**Consolation Game (1-1-0)**

Year	Game	Result	Site
1986	#4 Providence 5, #6 Lowell 8	L	PCC
1989	#4 Providence 3, #3 Northeastern 2	W	BC

## UNIVERSITY OF VERMONT (19-29)

### Opening Round (9-6) 9 Appearances

<u>Year</u>	<u>Game</u>	<u>Result</u>	<u>Site</u>
2014	#7 Vermont 2, #10 Massachusetts 1	W	UVM
2015	#7 Vermont 4, #10 Maine 2	W	UVM
2015	#7 Vermont 2, #10 Maine 4	L	UVM
2015	#7 Vermont 3, #10 Maine 2 (OT)	W	UVM
2016	#9 Vermont 2, #8 UConn 1	W	UConn
2016	#9 Vermont 4, #8 UConn 3	W	UConn
2017	#6 Vermont, #11 Maine 0	W	UVM
2017	#6 Vermont 5, #11 Maine 1	W	UVM
2018	#9 Vermont 2, #8 Massachusetts 3 (OT)	L	MA
2018	#9 Vermont 4, #8 Massachusetts 3 (OT)	W	MA
2018	#9 Vermont 1, #8 Massachusetts 5	L	MA
2021	#10 Vermont 3, #7 UMass Lowell 5	L	UML
2022	#10 Vermont 1, #7 Providence 2	L	PC
2023	#11 Vermont 4, #6 Maine 2	W	ME
2024	#9 Vermont 1, #6 UConn 4	L	UConn

### Quarterfinals (9-20) 13 Appearances

<u>Year</u>	<u>Game</u>	<u>Result</u>	<u>Site</u>
2006	#6 Vermont 2, #3 Boston College 3 (OT)	L	BC
2006	#6 Vermont 2, #3 Boston College 6	L	BC
2007	#6 Vermont 3, #3 Boston University 2	W	BU
2007	#6 Vermont 0, #3 Boston University 2	L	BU
2007	#6 Vermont 2, #3 Boston University 3 (OT)	L	BU
2008	#3 Vermont 1, #6 Northeastern 0	W	UVM
2008	#3 Vermont 1, #6 Northeastern 2 (OT)	L	UVM
2008	#3 Vermont 4, #6 Northeastern 1	W	UVM
2009	#4 Vermont 3, #5 UMass Lowell 4 (OT)	L	UVM
2009	#4 Vermont 2, #5 UMass Lowell 4	L	UVM
2010	#8 Vermont 4, #1 New Hampshire 7	L	UNH
2010	#8 Vermont 1, #1 New Hampshire 0	W	UNH
2010	#8 Vermont 1, #1 New Hampshire 0 (OT)	W	UNH
2011	#7 Vermont 1, #2 New Hampshire 3	L	UNH
2011	#7 Vermont 3, #2 New Hampshire 4	L	UNH
2013	#7 Vermont 2, #2 Boston College 4	L	BC
2013	#7 Vermont 1, #2 Boston College 4	L	BC
2014	#7 Vermont 2, #2 UMass Lowell 3	L	UML
2014	#7 Vermont 3, #2 UMass Lowell 2 (OT)	W	UML
2014	#7 Vermont 1, #2 UMass Lowell 2	L	UML
2015	#7 Vermont 2, #3 Boston College 4	L	BC
2015	#7 Vermont 3, #3 Boston College 1	W	BC
2015	#7 Vermont 1, #3 Boston College 0	W	BC
2016	#9 Vermont 0, #1 Boston College 3	L	BC
2016	#9 Vermont 4, #1 Boston College 2	W	BC
2016	#9 Vermont 3, #1 Boston College 4 (OT)	L	BC
2017	#6 Vermont 0, #3 Boston College 7	L	BC
2017	#6 Vermont 4, #3 Boston College 7	L	BC
2023	#11 Vermont 3, #1 Boston University 7	L	BU

### Semifinals (1-2) 3 appearances

<u>Year</u>	<u>Game</u>	<u>Result</u>	<u>Site</u>
2008	#3 Vermont 3, #2 Boston University 1	W	TD
2010	#8 Vermont 0, #2 Boston College 3	L	TD
2015	#7 Vermont 1, #4 UMass Lowell 4	L	TD

### Championship Game (0-1) 1 appearance

<u>Year</u>	<u>Game</u>	<u>Result</u>	<u>Site</u>
2008	#3 Vermont 0, #4 Boston College 4	L	TD

# HOCKEY EAST TOURNAMENT SCORING RECORDS

## CAREER POINTS (ALL-TIME)

Rk.	Name	Years	GP	G	A	Pts
1.	Jim Montgomery, ME	89-93	14	12	17	29
2.	Blake Bellefeuille, BC	96-00	16	13	12	25
3.	Jeff Farkas, BC	96-00	16	11	11	22
4.	Cal Ingraham, ME	91-94	9	8	13	21
	Chris Drury, BU	94-98	14	10	11	21
	Brian Boyle, BC	03-07	15	8	13	21
7.	Jason Krog, UNH	95-99	12	10	10	20
8.	Jon Morris, UML	84-88	13	8	11	19
	Brian Gionta, BC	97-01	16	11	8	19
10.	Nathan Gerbe	05-08	12	7	11	18
	Benn Ferriero, BC	05-09	15	10	8	18
	Christian Sbrocca, UML	92-96	15	7	11	18
	Pat Mullane, BC	09-13	15	6	12	18
	Brady Shaw, UVM	14-17	19	7	11	18
	Joe Gambardella, UML	14-17	17	8	10	18

## CAREER GOALS (ALL-TIME)

Rk.	Name	Seasons	GP	G
1.	Blake Bellefeuille, BC	96-00	16	13
2.	Jay Pandolfo, BU	92-96	11	12
	Gord Cruickshank, PC	84-88	13	12
	Jim Montgomery, ME	89-93	14	12
5.	David Emma, BC	87-91	10	11
	Eric Boguniecki, UNH	93-97	11	11
	Jeff Farkas, BC	96-00	16	11
	Brian Gionta, BC	97-01	16	11
9.	Jason Krog, UNH	95-99	12	10
	Chris Drury, BU	94-98	14	10
	Shawn Bates, BU	93-97	15	10
	Benn Ferriero, BC	05-09	15	10
	Grayson Downing, UNH	11-15	15	10
	Tyler Kelleher, UNH	14-17	20	10

## CAREER ASSISTS (ALL-TIME)

Rk.	Name	Seasons	GP	A
1.	Jim Montgomery, ME	89-93	14	17
2.	Cal Ingraham, ME	91-94	9	13
	Brian Boyle, BC	03-07	15	13
4.	Joe Whitney, BC	07-11	15	12
	Pat Mullane, BC	09-13	15	12
	Blake Bellefeuille, BC	96-00	16	12
7.	John Stevens - NU	14-17	13	11
	Brady Shaw - UVM	14-17	19	11
	Nathan Gerbe, BC	05-08	12	11
	Jon Morris, UML	84-88	13	11
	Chris Drury, BU	94-98	14	11
	Chris Kelleher, BU *	94-98	14	11
	Christian Sbrocca, UML	92-96	15	11
	Jeff Farkas, BC	96-00	16	11
	Mike Mottau, BC *	96-00	16	11
	Bobby Allen, BC *	97-01	16	11
	Evan Rodrigues - BU	11-15	13	11

## POINTS (ONE TOURNAMENT)

Rk.	Name	Season	GP	Pts
1.	Jim Montgomery, Maine	1993	4	11
	Robbie Russo, ND *	2015	6	11
	Jack Eichel, BU !	2015	4	11
4.	Chris Drury, BU	1996	4	10
	Jay Pandolfo, BU	1996	4	10
6.	Kevin Roy, NU	2016	6	9
	Paul Kariya, Maine !	1993	4	9
	Blake Bellefeuille, BC	1999	4	9
	Brock Bradford, BC	2007	4	9
	Nathan Gerbe, BC	2008	4	9
	Ryan Flanigan, MC	2011	4	9
	Marty McInnis, BC	1990	5	9
12.	Nolan Stevens, NU	2016	6	8
	C.J. Smith, UML	2017	5	8
	Zach Aston-Reese, NU	2016	6	8
	Evan Rodrigues, BU	2015	4	8
	Peter Schneider, ND	2015	6	8
	Brady Shaw, UVM	2015	7	8
	Brendan Bradley, UVM	2015	7	8
	Peter Ferraro, Maine	1994	2	8
	Brady Kramer, PC	1995	3	8
	Cal Ingraham, Maine	1993	4	8
	Bob LaChance, BU	1996	4	8
	Jason Krog, UNH	1997	4	8
	Jason Krog, UNH	1999	4	8
	Darren Haydar, UNH	2002	4	8
	Colin Hemingway, UNH	2002	4	8
	Preston Callander, UNH	2005	4	8
	David Van der Gulik, BU	2006	4	8
	Brian Boyle, BC	2007	4	8
	Benn Ferriero, BC	2007	4	8
	Nathan Gerbe, BC	2007	4	8

## GOALS (ONE TOURNAMENT)

Rk.	Name	Season	GP	G
1.	Martin Robitaille, Maine	1990	4	7
	Jay Pandolfo, BU	1996	4	7
	Marty McInnis, BC	1990	5	7
4.	Jon Morris, UML	1985	4	6
	Eric Boguniecki, UNH	1997	4	6
	Blake Bellefeuille, BC	1999	4	6
	Jason Krog, UNH	1999	4	6
	David Van der Gulik, BU	2006	4	6
	Brock Bradford, BC	2007	4	6
	Grayson Downing, UNH	2015	5	6
	Jack Eichel, BU !	2015	4	6
12.	Kevin Roy, NU	2016	6	5
	Jerry Pollastrone, UNH	2008	3	5
	Clark Donatelli, BU	1985	4	5
	Gord Cruickshank, PC	1986	4	5
	Jim Montgomery, Maine	1993	4	5
	Preston Callander, UNH	2005	4	5
	Ryan Flanigan, MC	2011	4	5
	Kevin Goumas, UNH	2014	5	5

## ASSISTS (ONE TOURNAMENT)

Rk.	Name	Season	GP	A
1.	Robbie Russo, ND *	2015	6	8
2.	Paul Kariya, Maine !	1993	4	7
	Colin Hemingway, UNH	2002	4	7
	Scott Savage, BC *	2017	4	7
5.	Matt Boldy, BC	2021	2	6
	Brady Keeper - Maine *	2018	4	6
	Zach Aston-Reese, NU	2016	6	6
	Peter Ferraro, Maine	1994	2	6
	Chris Kelleher, BU *	1998	3	6
	Cal Ingraham, Maine	1992	4	6
	Jim Montgomery, Maine	1993	4	6
	Glenn Stewart, UNH	1993	4	6
	Chris Drury, BU	1996	4	6
	Jayme Filipowicz, UNH *	1999	4	6
	Sean Collins, UNH	2005	4	6
	Brian Boyle, BC	2007	4	6
	Nathan Gerbe, BC	2007	4	6
	Brett Motherwell, BC *	2007	4	6
	T.J. Tynan, ND	2014	4	6

\* - defenseman  
! - rookie

## 2021 TOURNAMENT SCORING LEADERS

Rk.	Player, Team	GP	G-A-P
1.	Alex Newhook, BC	2	3-3-6
	Matt Boldy, BC	2	0-6-6
	Bobby Trivigno, UMass	3	2-4-6
4.	Matt Brown, UML	4	4-1-5
5.	Anthony Baxter, UML	4	3-1-4
	Andre Lee, UML	4	1-3-4
7.	14 tied with 3 points		

## 2022 TOURNAMENT SCORING LEADERS

Rk.	Player, Team	GP	G-A-P
1.	Bobby Trivigno, UMass	3	3-2-5
	Josh Lopina, UMass	3	2-3-5
3.	Marc McLaughlin, BC	2	2-2-4
	Jack McBain, BC	2	1-3-4
	Filip Forsmark, MC	2	1-3-4
6.	Tyler Ward, UNH	1	3-0-3
	Max Newton, MC	2	2-1-3
	Marshall Warren, BC	2	1-2-3
	Steven Jandric, MC	2	1-2-3
	Ryan Ufko, UMass	1	0-3-3
	Isac Jonsson, UML	1	0-3-3

## 2023 TOURNAMENT SCORING LEADERS

Rk.	Player, Team	GP	G-A-P
1.	Lane Hutson, BU	3	2-2-4
	Dylan Peterson, BU	3	1-3-4
	Ryan Greene, BU	3	0-4-4
4.	Nick Zabaneh, BU	2	3-0-3
	Nikita Nesterenko, BC	2	2-1-3
	Andre Gasseau, BC	2	1-2-3
	Cutter Gauthier, BC	2	0-3-3
	Robbie Stucker, UVM	2	0-3-3
	Jeremy Wilmer, BU	2	0-3-3

# HOCKEY EAST TOURNAMENT GOALTENDING RECORDS

## GOALS AGAINST AVERAGE (CAREER)

(minimum of 200 minutes played - **bold** denotes active player)

Rk.	Player, School	Years	Min.	GA	GAA
1.	Nick Ellis - PC	2016	232:27	3	0.77
2.	Filip Lindberg - UMA	2019-21	350:42	6	1.03
3.	Connor Hellebuyck - UML	2013-14	547:07	10	1.10
4.	Cory Schneider - BC	2004-07	706:19	15	1.27
5.	Jimmy Howard - Maine	2004-05	471:26	12	1.53
6.	Drew Vogler - MC	2016-18	308:22	8	1.56
7.	Jeff Pietrasiak - UNH	2003-06	229:45	6	1.57
8.	Craig Pantano - MC	2018	273:53	8	1.75
9.	John Curry - BU	2005-07	710:51	21	1.77
10.	Matt O'Connor - BU	2011-15	297:30	9	1.82
11.	Chris Terreri - PC	1985-86	436:52	14	1.92

## SAVE PERCENTAGE (CAREER)

(minimum of 200 minutes played - **bold** denotes active player)

Rk.	Player, School	Years	Saves	GA	Save%
1.	Nick Ellis - PC	2016	87	3	.967
2.	Connor Hellebuyck, UML	2013-14	256	10	.962
3.	Cory Schneider, BC	2004-07	313	15	.954
4.	Filip Lindberg, UMA	2019-21	121	6	.953
5.	Chris Terreri, PC	1985-86	244	14	.946
6.	Rasmus Tirronen, MC	2012-15	222	13	.945
7.	Jeff Pietrasiak, UNH	2003-06	100	6	.943
8.	Drew Vogler, MC	2016-18	132	8	.943
9.	Jimmy Howard, Maine	2004-05	196	12	.942
10.	Kevin Regan, UNH	2005-08	382	24	.941
11.	Danny Tirone, UNH	2015-18	577	37	.940

## SAVES (CAREER)

Rk.	Player	Year	Games	Saves
1.	Danny Tirone, UNH	2015-18	19	577
2.	Kieran Millan, BU	2009-12	16	513
3.	Sean Fields, BU	2001-04	14	445
4.	John Muse, BC	2008-11	14	411
5.	Kevin Regan, UNH	2005-08	11	382
6.	Scott Clemmensen, BC	1998-01	16	364
7.	Cal Petersen, ND	2015-17	11	335
8.	Casey DeSmith - UNH	2013-14	11	326
9.	Martin Fillion, UML	1995-98	12	325
10.	Cory Schneider, BC	2005-07	11	313
11.	Jon Gillies, PC	2013-15	10	300

## WINS (CAREER)

Rk.	Player, School	Years	W-L
1.	Scott Clemmensen, BC	1998-01	15-1
2.	John Muse, BC	2008-11	13-1
3.	Cory Schneider, BC	2005-07	10-1
4.	Kieran Millan, BU	2009-12	9-6
5.	Connor Hellebuyck, UML	2012-14	8-1
	Mike Ayers, UNH	2002-04	8-2
	Matt Yeats, Maine	2000-02	8-2
	Ryan Ruck, NU	2016-20	8-2
	Kevin Regan, UNH	2005-08	8-3
	Jake Oettinger, BU	2017-19	8-3
	John Curry, BU	2005-07	8-4
	Joseph Woll, BC	2017-19	8-4
	Sean Fields, BU	2001-04	8-6
	Danny Tirone, UNH	2015-18	8-9

## WINNING PERCENTAGE (CAREER)

(minimum of five decisions)

Rk.	Player, School	Year	W-L	Win%
1.	Scott Clemmensen, BC	1998-2001	15-1	.938
2.	John Muse, BC	2008-2011	13-1	.929
3.	Cory Schneider, BC	2005-2007	10-1	.909
4.	Connor Hellebuyck, UML	2013-2014	8-1	.889
5.	Parker Milner, BC	2010-13	7-1	.875
6.	Jake Oettinger, BU	2017-19	6-1	.857
	Cayden Primeau, NU	2018-19	6-1	.857
8.	Tyler Wall, UML	2017-19	5-1	.833
	Filip Lindberg, UMA	2019-21	5-1	.833
10.	Ryan Ruck, NU	2016-20	8-2	.800
	Matt O'Connor, BU	2013-16	4-1	.800
12.	Mike Ayers, UNH	2001-04	6-2	.750

## GOAL AGAINST AVERAGE (ONE TOURNAMENT)

(minimum of 100 minutes played)

Rk.	Player, School	Year	GAA
1.	Jimmy Howard, Maine	2004	0.52
2.	Cory Schneider, BC	2005	0.86
3.	Connor Hellebuyck, UML	2013	0.99
4.	Filip Lindberg, UMass	2021	1.00
5.	Derek Herlofsky, BU	1993	1.00
6.	Matt O'Connor - BU	2015	1.01
7.	Nick Ellis - PC	2016	1.01
8.	Filip Lindberg, UMass	2019	1.05
9.	Gabe Winer, UMass	2004	1.10
10.	Brody Hoffman, UVM	2015	1.12

## SAVE PERCENTAGE (ONE TOURNAMENT)

(minimum of 100 minutes played)

Rk.	Player, School	Save%
1.	Jimmy Howard, Maine (2004)	.980
2.	Chris Terreri, PC (1985)	.969
3.	Gabe Winer, UMass (2004)	.967
4.	Brody Hoffman, UVM (2015)	.967
5.	Cayden Primeau, NU (2019)	.966
	Connor Hellebuyck, UML (2013)	.966
7.	Cory Schneider, BC (2005)	.964
8.	Kevin Regan, UNH (2007)	.963
9.	Connor Hellebuyck, UML (2014)	.960
10.	John Muse, BC (2008)	.959

## SAVES (ONE TOURNAMENT)

Rk.	Player	Year	Games	Saves
1.	Kieran Millan, BU	2012	4	189
	Rasmus Tirronen, MC	2015	4	189
	Danny Tirone, UNH	2017	6	189
4.	Cal Petersen, ND	2015	6	181
5.	Daniel Tirone, UNH	2015	6	171
6.	Joseph Woll, BC	2019	5	164
7.	Kevin Regan, UNH	2007	4	157
8.	Chris Terreri, PC	1985	4	155
9.	Connor Hellebuyck, UML	2014	5	144
10.	John Muse, BC	2008	4	142
11.	Cayden Primeau, NU	2019	4	141
	Sean Fields, BU	2003	4	141
	Sean Maguire, BU	2013	4	141

## WINS (ONE TOURNAMENT)

Rk.	Player, School	Year	Wins
1.	Ryan Ruck, NU	2016	6
2.	Cayden Primeau, NU	2019	4
	Jake Oettinger, BU	2018	4
	Tyler Wall, UML	2017	4
	Scott Clemmensen, BC	'98, '99, '01	4
	Connor Hellebuyck, UML	2013, '14	4
	Parker Milner, BC	2012	4
	John Muse, BC	2011	4
	Kieran Millan, BU	2009	4
	John Muse, BC	2008	4
	Cory Schneider, BC	2007	4
	John Curry, BU	2006	4
	Matt Yeats, Maine	2000	4
	Dan Dennis, Providence	1996	4
	Chris Terreri, Providence	1985	4
	Daniel Tirone, UNH	2015	4
	Matt O'Connor, BU	2015	4

## SAVES (SINGLE GAME)

Rk.	Player, School	Date	Opp.	Rd.	Result	Saves
1.	Cal Petersen, ND	3/6/15	vs. UMass	O	L, 3-4 5OT	87
2.	Steve Mastalerz, UMA	3/6/15	at ND	O	W, 4-3 5OT	75
3.	Kieran Millan, BU	3/11/12	vs. UNH	Q	W, 5-4 2OT	68
4.	Chris Terreri, PC	3/16/85	vs. BC	F	W, 2-1 2OT	65
5.	Jimmy Howard, ME	3/19/04	vs. UMass	F	W, 2-1 3OT	63
	Rasmus Tirronen, MC	3/7/15	at NU	O	W, 2-1 2OT	63
7.	Kevin Regan, UNH	3/21/08	vs. BC	S	L, 4-5 3OT	62
	Joe Exter, MC	3/9/02	at UNH	Q	L, 4-5 OT	62
9.	Tyler Sims, PC	3/10/06	at UNH	Q	L, 1-2 2OT	59
	Gabe Winer, UMass	3/19/04	vs. Maine	F	L, 1-2 3OT	59
11.	Kevin Boyle, UML	3/18/16	vs. PC	S	W, 2-1 3OT	58
12.	Brian Regan, UMass	3/7/97	at UNH	Q	L, 1-5	55
13.	Tyler Sims, PC	3/11/05	at BU	Q	W, 4-1	51
14.	Jeff Levy, UNH	3/8/92	NU	Q	W, 4-2	50
	Brian Foster, UNH	3/14/10	UVM	Q	L, 0-1	50
	Casey DeSmith, UNH	3/11/12	at BU	Q	L, 4-5 2OT	50
	Rasmus Tirronen	3/14/15	at BU	Q	L, 0-5	50

# HOCKEY EAST TOURNAMENT TEAM RECORDS

## MISCELLANEOUS

### Consecutive wins

12 - Boston College (2010-2013)  
11 - Boston College (1998-2000)  
10 - Boston College (2007-2009)  
9 - Boston University (1994-1996)  
9 - New Hampshire (2002-2004)

### Consecutive losses

14 - Merrimack (1998-2010)  
10 - Merrimack (1990-1997)  
10 - UMass Lowell (2002-2008)  
9 - UMass (1995-2000)  
9 - UConn (2015-21)  
8 - Boston College (1992-1996)  
8 - Providence (2005-2008)  
8 - UConn (2015-2018)

### Most shots-on-goal by one team in one game —

Open: 91; UMass (3/6/15 at ND, 5OT)  
in regulation time: 50; Merrimack (3/4/16 vs. UNH)  
Qtrs: 72; New Hampshire (3/11/12 vs. BU - 2OT)  
in regulation time: 60; UNH (3/7/97 vs. UMass)  
Semis: 67; Boston College (3/21/08 vs. UNH - 3OT)  
in regulation time: 50; Maine (3/17/95 vs. PC)  
Final: 66; Boston College (3/16/85 vs. PC - 2OT)  
in regulation time: 47; BC (3/11/89 vs. Maine)  
47; BC (3/17/01 vs. PC)

### Most shots-on-goal by both teams in one game —

Open: 169; at Notre Dame 91, UMass 78 (3/6/15 - 5OT)  
in regulation time: 79; at BU 43, UMass 36 (3/5/16)  
Qtrs: 127; at Boston U. 55, New Hampshire 72 (3/11/12 - 2OT)  
in regulation time: 92; at UNH 58, MC 34 (3/9/02)  
Semis: 116; Boston College 67, UNH 49 (3/21/03 - 3OT)  
in regulation time: 82; BC 45, Lowell 37 (3/15/85)  
Final: 125; Massachusetts 64, Maine 61 (3/19/04 - 3OT)  
in regulation time: 83; BC 43, BU 40 (3/15/86)

### Fewest shots-on-goal by one team in one game —

Open: 18; Vermont (3/9/22 at PC)  
18; UMass (3/8/23 at BC)  
Qtrs: 10; Boston University (3/11/04 at BC)  
Semis: 16; Providence (3/14/86 vs. BU)  
16; Vermont (3/21/08 vs. BU)  
Final: 15; Providence (3/17/01 vs. BC)

### Fewest shots-on-goal by both teams in one game —

Open: 39; at UNH 1, UML 0 (3/13/24)  
Qtrs: 40; at Boston College 30, Boston University 10 (3/11/04)  
40; UMass Lowell 21, Maine 19 (3/12/10)  
Semis: 42; Vermont 16, Boston University 26 (3/21/08)  
Final: 46; Boston College 27, Maine 19 (3/21/98)

### Most shots-on-goal by one team in one period —

Open: 21; Maine (3/3/18 vs. UNH)  
20; BC (3/8/23 vs. UMass)  
Qtrs: 25; Boston College (3/12/22 at NU)  
Semis: 24; Boston College (3/21/08 vs. UNH)  
Final: 22; Boston College (3/17/01 vs. PC)

### Most shots-on-goal by both teams in one period —

Open: 35; Massachusetts 18, at Boston Univ. 13 (3/5/16)  
Qtrs: 37; New Hampshire 21, Boston Univ. 16 (3/11/12)  
Semis: 32; Boston College 24, New Hampshire 8 (3/21/08)  
Final: 32; Boston College 19, New Hampshire 13 (3/17/07)

### Fewest shots-on-goal by one team in one full period —

Open: 3; New Hampshire (3/13/24 vs UML)  
3; Massachusetts (3/8/15 at ND)  
3; UConn (3/7/15 at UNH)

Qtrs: 1; Massachusetts (3/7/03 at Maine)  
1; Boston College (3/15/08 vs. PC)  
1; New Hampshire (3/10/17 at UML)  
1; New Hampshire (3/11/17 at UML)

Semis: 2; Boston University (3/17/23 vs. PC)  
2; Northeastern (3/15/87 vs. BC)  
2; UMass Lowell (3/16/01 vs. BC)  
2; Boston College (3/19/10 vs. UVM)

Final: 2; UMass Lowell (3/18/17 vs. BC)  
2; UConn (3/29/22 vs. UMA)  
3; Maine (3/21/98 vs. BC)

### Fewest shots-on-goal by both teams in one full period —

Open: 9; at UNH 1, UML 0 (3/13/24)  
10; at ND 7, Massachusetts 3 (3/8/15)  
Qtrs: 6; New Hampshire 1, UMass Lowell 5 (3/11/17)  
Semis: 9; Maine 5, UMass Lowell 4 (3/20/98)  
Final: 9; UConn 2, Massachusetts 7 (3/29/22)  
13; Boston College 7, New Hampshire 6 (3/20/99)  
13; Northeastern 8, UMass Lowell 5 (3/19/16)

## PENALTIES

**Most penalties by all teams in one tournament —**  
227; 1993

**Most penalty minutes by all teams in one tournament —**  
526; 1993

**Most penalties by one team in one tournament —**  
43; Maine (1993)

**Most penalty minutes by one team in one tournament —**  
138; Merrimack (2012)

### Most penalties by one team in one game —

Open: 10; Merrimack (3/6/15 at NU)  
Qtrs: 26; Merrimack (3/10/12 at Maine)  
Semis: 17; Providence (3/9/88 at Maine)  
Final: 13; Maine (3/10/91 vs. BU)  
13; Boston University (3/20/93 vs. Maine)

### Most penalty minutes by one team in one game —

Open: 41; Vermont (3/1/18 at UMass)  
Qtrs: 98; Merrimack (3/10/12 vs. Maine)  
Semis: 44; Lowell (3/10/88 at NU)  
Final: 34; Maine (3/10/91 vs. BU)  
34; Boston University (3/20/93 vs. Maine)

### Most penalty minutes by one player in one game —

Open: 15; Hampus Gustafsson, MC (3/6/15 at NU)  
Robbie Hennessey, PC (3/4/17 vs. UMass)  
Jarrid Privitera, UVM (3/1/18 at UMass)  
Qtrs: 32; Patrick Eaves, BC (3/7/03 vs. MC)  
Semis: 16; Brendan Buckley, BC (3/20/98 vs. MC)  
Final: 14; Eric Fenton, Maine (3/20/03 vs. BU)  
14; Joe Sacco, BU (3/20/93 vs. Maine)  
14; Matt Martin, Maine (3/10/91 vs. BU)

### Most penalties by both teams in one game —

Open: 16; UNH (7/14) at Maine (9/29) (3/3/18)  
Qtrs: 50; Merrimack at Maine (3/10/12)  
Semis: 32; Providence at Maine (3/9/88)  
Final: 24; Maine and Boston University (3/10/91)  
24; Maine and Boston University (3/20/93)

### Most penalty minutes by both teams in one game —

Open: 43; UNH (7/14) at Maine (9/29) (3/3/18)  
Qtrs: 184; Merrimack at Maine (3/10/12)  
Semis: 71; Boston College vs. Boston University (3/17/17)  
68; Lowell at Northeastern (3/10/88)  
Final: 64; Maine and Boston University (3/20/93)

### Most penalties by one team in one period —

Open: 5; UConn (3/7/15 at UNH)  
Qtrs: 20; Merrimack (3/7/03 at BC)  
Semis: 10; Providence (3/9/88 at Maine)  
Final: 9; three times  
Last by Maine and Boston University (3/20/93)

### Most penalty minutes by one team in one period —

Open: 22; Vermont (3/1/18 at UMass)  
Qtrs: 81; Merrimack (3/7/03 at BC)  
Semis: 41; Boston University (3/17/17 vs. BC)  
30; Lowell (3/10/88 at NU)  
30; Boston College (3/17/17 vs. BU)  
Final: 26; Maine (3/10/91 vs. BU)

### Most penalties by both teams in one period —

Open: 7; several, most recent UNH at ME (3/3/18)  
Qtrs: 36; Merrimack at Boston College (3/7/03)  
Semis: 16; Providence at Maine (3/9/88)  
Final: 18; Maine and Boston University (3/20/93)

### Most penalty minutes by both teams in one period —

Open: 24; Vermont at Massachusetts (3/1/18)  
Qtrs: 146; Merrimack at Boston College (3/7/03)  
Semis: 71; Boston College and Boston University (3/17/17)  
40; Maine and Boston College (3/20/98)  
Final: 48; Maine and Boston University (3/20/93)



# HOCKEY EAST TOURNAMENT MISCELLANEOUS RECORDS

## TEAM RAPID FIRE

### Quickest two goals by one team —

Open: 0:12; Vermont (3/4/17 vs. Maine)  
Qtrs: 0:08; Boston University (3/9/96 vs. UMass)  
Semis: 0:10; Massachusetts (3/14/03 vs. UNH)  
Final: 0:10; New Hampshire (3/20/99 vs. BC)

### Quickest two goals by both teams —

Open: 0:12; Vermont (3/4/17 vs. Maine)  
Qtrs: 0:08; Boston University 2, Massachusetts 0 (3/9/96)  
Semis: 0:06; Maine 1, UMass Lowell 1 (3/20/98)  
Final: 0:10; New Hampshire 2, Boston College 0 (3/20/99)

### Quickest three goals by one team —

Open: 2:06; Northeastern (3/5/16 vs. Maine)  
Qtrs: 1:01; Maine (3/3/90 vs. Lowell)  
Semis: 0:44; Boston University (3/20/09 vs. UNH)  
Final: 4:47; Boston College (3/17/01 vs. PC)

### Quickest three goals by both teams —

Open: 1:21; New Hampshire 2, at Maine 1 (3/10/21)  
Qtrs: 0:48; at Boston University 2, Northeastern 1 (3/8/97)  
Semis: 1:29; Boston University 3, New Hampshire 0 (3/17/06)  
Final: 1:48; Boston College 2, Merrimack 1 (3/19/11)

### Quickest four goals by one team —

Open: 22:03; Maine (3/3/18 vs. UNH)  
Qtrs: 3:06; Providence (3/12/99 vs. BU)  
Semis: 2:54; Boston University (3/17/06 vs. UNH)  
Final: 7:50; Boston University (3/15/86 vs. BC)

### Quickest four goals by both teams —

Open: 6:20; UMass 4 at Notre Dame 2 (3/6/15)  
Qtrs: 2:40; at Maine 2, New Hampshire 2 (3/8/96)  
Semis: 2:54; Boston University 4, New Hampshire 0 (3/17/06)  
Final: 4:11; Boston College 2, Maine 2 (3/20/10)

### Quickest five goals by one team —

Open: 42:29; Vermont (3/3/17 vs. Maine)  
Qtrs: 4:56; Providence (3/12/99 vs. BU)  
Semis: 10:40; Providence (3/17/95 vs. Maine)  
Final: 16:41; Boston University (3/15/86 vs. BC)

### Quickest five goals by both teams —

Open: 7:51; New Hampshire 3, at Maine 2 (3/10/21)  
Qtrs: 3:42; UMass Lowell 3, at Providence 2 (3/8/97)  
Semis: 6:14; Maine 3, UMass Lowell 2 (3/20/98)  
Final: 9:38; New Hampshire 3, Boston College 2 (3/20/99)

## INDIVIDUAL RAPID FIRE

### Fastest goal from the start of a game —

Open: 0:48; Thomas DiPauli, ND (3/8/15 vs. UMA)  
Qtrs: 0:08; Austin Cangelosi, BC (3/10/17 vs. UVM)  
Semis: 0:13; Mario Thyer, Maine (3/9/88 vs. PC)  
0:15; Miles Wood, Boston College (3/18/16 vs. NU)  
Final: 0:34; Rico Rossi, NU (3/14/88 vs. Maine)

### Fastest goal from the start of a period —

Open: 0:12; Cory Thomas, UVM (3/2/18 at UMass)  
Qtrs: 0:08; Austin Cangelosi, BC (3/10/17 vs. UVM)  
Semis: 0:08; Dave Buda, NU (3/15/87 vs. BC)  
Final: 0:18; Oliver Wahlstrom, BC (3/23/19 vs. NU)  
0:27; Tim Sweeney, BC (3/11/89 vs. Maine)

### Quickest two goals —

Open: 2:03; John Stevens, NU (3/4/17 vs. UConn)  
Qtrs: 0:30; Brian Gionta, BC (3/10/01 vs. MC)  
Semis: 1:41; Brian Collins, BU (3/15/02 vs. Maine)  
Final: 3:34; Kent Salvi, Maine (3/14/92 vs. UNH)

### Quickest three goals —

Open: 36:54; Tyler Ward, UNH (3/9/22 at BC)  
Qtrs: 5:10; Andy Heinze, MC (3/4/90 vs. BC)  
Semis: 23:21; David Van der Gulik, BU (3/17/06 vs. UNH)  
Final: 22:50; Peter Marshall, BU (3/15/86 vs. BC)

## LONGEST GAMES

Open: 1. 151:42; UMass 4 at Notre Dame 3 (3/6/15 - 5OT)  
2. 95:42; Merrimack 2 at Northeastern 1 (3/7/15 - 2OT)  
3. 79:56; UMass 3 vs. Vermont 2 (3/1/18 - OT)  
4. 78:01; Merrimack 2 at UMass Lowell 1 (3/2/18 - OT)  
5. 76:05; Vermont 3 vs. Maine 2 (3/8/15 - OT)

Qtrs: 1. 96:26 Providence 4, Boston University 3 (3/11/01 - 2OT)  
2. 94:18 New Hampshire 2, Providence 1 (3/10/06 - 2OT)  
3. 90:28 New Hampshire 6, Boston College 5 (3/12/94 - 2OT)  
4. 88:34 Maine 3, New Hampshire 2 (3/13/98 - 2OT)  
5. 88:20 Merrimack 1, Boston College 0 (3/11/23 - 2OT)

Semis: 1. 112:27; UMass Lowell 2, Providence 1 (3/18/16 - 3OT)  
2. 100:43; Boston College 5, UNH 4 (3/21/08 - 3OT)  
3. 92:00; UMass Lowell 6, Boston College 5 (3/18/21 - 2OT)  
4. 90:05; Merrimack 2, UMass Lowell 1 (3/17/23 - 2OT)  
5. 89:09; Boston College 2, Maine 1 (3/18/05 - 2OT)

Final: 1. 109:27; Maine 2, Massachusetts 1 (3/20/04 - 3OT)  
2. 77:50; Providence 2, Boston College 1 (3/16/85 - 2OT)  
3. 74:22; Boston U. 2, Boston College 1 (3/18/06 - OT)  
4. 71:43; New Hampshire 1, Boston U. (3/15/03 - OT)  
5. 66:58; Boston College 5, New Hampshire 4 (3/20/99 - OT)

Overall: 1. 151:42; UMass 4 at Notre Dame 3 (3/6/15 - 5OT) Open  
2. 112:27; UMass Lowell 2, Providence 1 (3/18/16 - 3OT) Semis  
3. 109:27; Maine 2, Massachusetts 1 (3/20/04 - 3OT) Finals  
4. 100:43; Boston College 5, UNH 4 (3/21/08 - 3OT) Semis  
5. 96:26; Providence 4, Boston U. 3 (3/11/01 - 2OT) Qtrs

### Longest scoreless from start of game —

Open: 51:02; UConn vs. New Hampshire (3/7/15)  
Qtrs: 88:20; Boston College at Merrimack (3/11/23)  
75:52; Vermont vs. New Hampshire (3/14/10)  
Semis: 52:25; Boston University vs. Providence (3/17/23)  
49:34; Merrimack vs. UMass Lowell (3/17/23)  
47:09; Maine vs. Boston University (3/19/04)  
Final: 71:43; Boston University vs. New Hampshire (3/15/03)

## THE LAST TIME

### A player scored four goals: Four times

Quarterfinals: Jason Krog, UNH, 3/13/99 vs. Merrimack  
Marty McInnis, BC, 3/5/90 vs. Merrimack (5 goals)  
Joe Sacco, BU, 3/3/90 vs. Northeastern (5 goals)  
Martin Robitaille, Maine, 3/3/90 vs. Lowell

### A rookie had a hat trick: Five times

Open: --  
Quarterfinals: Peter Ferraro, Maine, 3/14/93 vs. Northeastern  
Mario Thyer, Maine, 3/9/88 vs. Providence  
Jon Morris, Lowell, 3/9/85 at New Hampshire  
Semifinals: Chuck Kobasew, BC, 3/16/01 vs. UMass Lowell  
Final: --  
Consolation: Eric Boguniecki, UNH, 3/19/94 vs. Northeastern

### A team scored 10 goals: Three times

Open: --  
Quarterfinals: Maine, 16 (3/3/90 vs. Lowell)  
Boston University, 14 (3/9/96 vs. UMass)  
Semifinals: Maine, 11 (3/9/88 vs. Providence)  
Final: --

# Hockey East Tournament Records

## TEAM SCORING

### Most goals by one team in one tournament

30; Boston University (1996)

### Most goals per game by one team in one tournament

7.50; Boston University (1996)

### Fewest goals allowed per game by one team in one tournament

1.00; Maine (2004)  
UMass Lowell (2013)

### Most goals by one team in one game

Open: 7; Notre Dame (3/8/15 vs. UMass)  
Qtrs: 16; Maine (3/3/90 vs. Lowell)  
Semis: 11; Maine (3/9/88 vs. PC)  
Final: 9; Boston University (3/15/86 vs. BC)

### Most goals by both teams in one game

Open: 9; Boston University 5, UMass 4 (3/5/16)  
Qtrs: 16; Maine 16, Lowell 0 (3/3/90)  
Semis: 13; Maine 11, Providence 2 (3/9/88)  
Final: 13; Boston University 9, Boston College 4 (3/15/86)  
13; Boston College 7, Maine 6 (OT) (3/20/10)

### Most goals by one team in one period

Open: 5; Notre Dame (3/8/15 vs. Massachusetts)  
Qtrs: 7; Maine (3/3/90 vs. Lowell)  
7; Providence (3/12/99 vs. BU)  
Semis: 6; Boston College (3/15/87 vs. NU)  
Final: 5; Boston University (3/15/86 vs. BC)

### Most goals by both teams in one period

Open: 5; Notre Dame 2, Massachusetts 3 (3/6/15)  
Qtrs: 7; several times  
[Last known by BU and Providence (3/12/99)]  
Semis: 6; several times  
Last by Maine and UMass Lowell (3/20/98)  
Final: 6; Boston College and Maine (3/11/90)

### Most consecutive goals by one team

Open: 7; Notre Dame 7, Massachusetts 0 (3/8/15)  
Qtrs: 16; Maine (3/3/90 vs. Lowell)  
Semis: 7; Boston College (3/15/87 vs. NU)  
Final: 5; Boston University (3/15/86 vs. BC)

### Greatest goal differential in one game

Open: 7; Notre Dame 7, Massachusetts 0 (3/8/15)  
Qtrs: 16; Maine 16, Lowell 0 (3/3/90)  
Semis: 9; Maine 11, Providence 2 (3/9/88)  
Final: 5; Boston University 9, Boston College 4 (3/15/86)

## INDIVIDUAL RECORDS BY GAME/PERIOD

### Most points in one game

Open: 4; twice by Boston University (3/5/16 vs. UMass)  
Danny O'Regan (2g, 2a), Charlie McAvoy (4a)  
John Stevens, NU (2g, 2a, 3/4/17 vs. UConn)  
Qtrs: 5; several times  
[Last known by Chris Kelleher, BU (3/14/98 vs. MC)]  
Twice by Peter Ferraro, Maine (3/14/93 vs. NU and 3/11/94 at BU)  
Semis: 5; Alex Newhook, BC (3/18/21 vs. UML - 2g, 3a)  
5; Mario Thyer, Maine (3/9/88 vs. PC)  
5; Brady Kramer, PC (3/17/95 vs. Maine)  
Final: 4; Matt Lombardi, BC (3/20/10 vs. Maine)

### Most points in one period

Open: 3; Charlie McAvoy, BU (3/5/16 vs. UMass)  
Qtrs: 4; Martin Robitaille, Maine (3/3/90 vs. Lowell)  
Semis: 4; Brady Kramer, PC (3/17/95 vs. Maine)  
4; Chad Quenneville, PC (3/17/95 vs. Maine)  
Final: 3; Brandon Hawkins, NU (3/23/19 vs. BC)

### Most goals in one game

Open: 3; Tyler Ward, UNH (3/9/22 at BC)  
Qtrs: 5; Joe Sacco, BU (3/3/90 vs. NU)  
5; Marty McInnis, BC (3/5/90 vs. MC)  
Semis: 3; several times  
Last by David Van der Gulik, BU (3/17/06 vs. UNH)  
Final: 3; Peter Marshall, BU (3/15/86 vs. BC)  
3; Matt Lombardi, BC (3/20/10 vs. Maine)

### Most goals in one period

Open: 2; several times  
Last by Tyler Ward, UNH (3/9/22 at BC)  
Qtrs: 4; Martin Robitaille, Maine (3/3/90 vs. Lowell)  
Semis: 2; several times  
Last by Alex Newhook, BC (3/18/21 vs. UML - 2nd)  
Final: 2; several times  
Last by Brandon Hawkins, NU (3/23/19 vs. BC)

### Most assists in one game

Open: 4; Charlie McAvoy, BU (3/5/16 vs. UMass)  
Qtrs: 4; several times  
[Last known by Brett Motherwell, BC (3/9/07 vs. NU)]  
Semis: 4; Matt Boldy, BC (3/17/21 vs. UML)  
Final: 3; Jayme Filipowicz, UNH (3/20/99 vs. BC)  
3; Joseph Pendenza, UML (3/22/14 vs. UNH)

### Most assists in one period

Open: 3; Charlie McAvoy, BU (3/5/16 vs. UMass)  
Qtrs: 3; several times  
[Last by Jeremy Wilmer, BU (3/11/23 vs. UVM)]  
Semis: 3; Chad Quenneville, PC (3/17/95 vs. Maine)  
3; Nathan Gerbe, BC (3/21/08 vs. UNH)  
Final: 2; several times  
last by Logan Hutsko, BC (3/23/19 vs. NU)

### Most saves in one period

Open: 19; Several - Last by Danny Tirone, UNH (3/3/18 at ME)  
Qtrs: 21; Brian Regan, UMA (3/7/97 at UNH)  
21; Joe Exter, MC (3/9/02 at UNH)  
Semis: 23; Scott Clemmensen, BC (3/16/01 vs. UML)  
Final: 21; Nolan Schaefer, PC (3/17/01 vs. BC)

# Hockey East Tournament Records

## SPECIAL TEAMS

### Best power play percentage by one team in one tournament

(minimum of 10 opportunities)  
61.5 (8 for 13); Maine (1994)

### Best penalty-killing by one team in one tournament

(minimum of 10 opportunities)  
16 for 16; Northeastern (1988)  
11 for 11; Boston University (2017)  
10 for 10; Massachusetts (2019)

### Most power play goals by one team in one tournament

11; Maine (1990)  
11; Maine (1993)  
11; Boston University (1996)

### Most short-handed goals by one team in one tournament

5; Boston University (1996)  
4; Boston College (2017)

### Most short-handed goals by all teams in one tournament

10; 1996

### Most power play attempts by one team in one game

Open: 8; Northeastern (3/6/15 vs. Merrimack)  
Qtrs: 11; Maine (3/3/90 vs. Lowell)  
Semis: 12; New Hampshire (3/18/94 vs. UML)  
Final: 7; Maine (3/10/91 vs. BU)  
7; Maine (3/14/92 vs. UNH)  
7; UMass Lowell (3/21/09 vs. BU)

### Most power play goals by one team in one game

Open: 4; Northeastern (3/4/17 vs. UConn)  
Qtrs: 8; Maine (3/3/90 vs. Lowell)  
Semis: 6; Maine (3/9/88 vs. PC)  
Final: 3; Providence (3/16/96 vs. Maine)

### Best penalty-killing by one team in one game

Open: 7 for 7; Vermont (3/8/15 vs. Maine)  
Qtrs: 9 for 9; Providence (3/9/02 at BU)  
Semis: 7 for 7; Northeastern (3/10/88 vs. Lowell)  
Final: 7 for 7; New Hampshire (3/14/92 vs. Maine)  
7 for 7; Boston University (3/21/09 vs. UML)

### Most short-handed goals by one team in one game

Open: 1; Boston College (3/9/22 vs. UNH)  
Merrimack (3/6/15 vs. NU, OT GWG)  
Massachusetts (3/7/15 vs. ND)  
Qtrs: 3; Boston University (3/9/96 vs. UMass)  
Semis: 2; several times  
Last by Merrimack (3/18/11 vs. UNH)  
Final: 1; several times  
Last by Merrimack (3/18/23 vs. BU)  
Boston College (3/17/01 vs. PC)

### Most power play goals BY ONE PLAYER in one game —

Open: 2; John Stevens, NU (3/4/17 vs. UConn)  
Qtrs: 3; Martin Robitaille, Maine (3/3/90 vs. Lowell)  
3; Albie O'Connell, BU (3/14/98)  
Semis: 2; David Tomlinson, BU (3/8/91 vs. PC)  
2; Blake Bellefeuille, BC (3/19/99 vs. Maine)  
2; Chuck Kobasew, BC (3/16/01 vs. UML)  
2; Jacob Micflikier, UNH (3/17/06 vs. BU)  
2; Danny O'Regan, BU (3/22/13 vs. BC)  
Final: 2; Joe Hulbig, PC (3/16/96 vs. Maine)

# HOCKEY EAST IN THE NCAA TOURNAMENT

## Teams Chosen By Conference (1985 - 2023\*)

Hockey East Association	123
Western Collegiate Hockey Association	112
Central Collegiate Hockey Association	94
ECAC Hockey	88
National Collegiate Hockey Conference	35
Big Ten	24
Atlantic Hockey	20
Other Conferences and Independents	34



## Hockey East Appearances in the NCAA Tournament

School	App.	Last	Frozen 4	Runner-up	Titles	Record
Boston College	24	2021	14	5	4 ('01, '08, '10, '12)	43-26-0
Boston University	24	2021	10	3	2 (1995, 2009)	30-24-0
UConn	0	--	0	0	0	0-0-0
Maine	18	2012	11	3	2 (1993, 1999)	30-19-0
Massachusetts	4	2022	2	1	1 (2021)	8-3-0
UMass Lowell	9	2022	1	0	0	8-9-1
Merrimack	2	2023	0	0	0	0-2-0
New Hampshire	18	2013	4	2	0	13-18-0
Northeastern	7	2022	0	0	0	1-7-0
Notre Dame	3	2017	1	0	0	2-3-0
Providence	11	2019	3	1	1 (2015)	14-14-0
Vermont	3	2014	1	0	0	2-3-0
<b>Total Hockey East</b>	<b>123</b>	<b>2023</b>	<b>47</b>	<b>15</b>	<b>10</b>	<b>151-129-1</b>

## Hockey East Programs

### All-Time in the Division-I NCAA Tournament (1948 - 2022)

School	App.	Last	Frozen 4	Runner-up	Titles	Record
Boston College	36	2016	25	6	5 ('49, '01, '08, '10, '12)	49-42-0
Boston University	38	2021	23	6	5 ('71, '72, '78, '95, '09)	45-38-0
UConn	0	--	0	0	0	0-0-0
Maine	18	2012	11	3	2 ('93, '99)	30-20-0
Massachusetts	4	2022	2	1	1 (2021)	8-3-0
UMass Lowell	9	2022	1	0	0	8-9-1
Merrimack	3	2023	0	0	0	2-4-0
New Hampshire	22	2013	7	2	0	15-25-0
Northeastern	8	2022	1	0	0	3-8-1
Providence	15	2019	5	1	1 (2015)	17-20-0
Vermont	6	2014	2	0	0	3-7-0
<b>Totals</b>	<b>165</b>	<b>2023</b>	<b>80</b>	<b>19</b>	<b>14</b>	<b>188-185-2</b>

*There was no NCAA Tournament in 2020 due to the COVID-19 Pandemic.*

# HOCKEY EAST IN THE NCAA TOURNAMENT

## **By the Numbers**

Seasons: 39  
NCAA Bids: 123

Championships: 10  
1993 - University of Maine  
1995 - Boston University  
1999 - University of Maine  
2001 - Boston College  
2008 - Boston College  
2009 - Boston University  
2010 - Boston College  
2012 - Boston College  
2015 - Providence College  
2021 - Massachusetts

Runners-up: 15  
Total number of Frozen Four representatives: 47

Overall Record: 151-129-1  
First Round: 59-47-1  
Second Round: 56-44  
Semifinals: 26-21  
Championship Game: 10-15  
Consolation Game: 1-2

### **Hockey East Regular Season Champions (43 Total):**

(title was shared in 94-95, 96-97, 02-03, 15-16, 16-17 three ways)

- Overall Record in NCAA Tournament: 63-39
- 21 qualified for the Frozen Four
- 12 advanced to the NCAA Championship Game
- Five won the NCAA title

### **Hockey East Tournament Champions (38 Total):**

- Overall Record in NCAA Tournament: 71-33
- 24 qualified for the Frozen Four
- 18 advanced to the NCAA Championship Game
- Eight won the NCAA title

### **Hockey East Combined Champions (18 Total):**

- (won both regular season and tournament)
- Overall Record in NCAA Tournament: 38-15
  - 13 qualified for the Frozen Four
  - Nine advanced to the NCAA Championship Game
  - Five won the NCAA title

## **Regionals**

• Since regional tournament play began in 1992, 35 of the 60 teams that have advanced to the Frozen Four from the eastern regional tournaments have been from Hockey East. Eighteen Hockey East teams have been sent to the western regionals in the same span, but only two of those have advanced to the Frozen Four.

## **Frozen Four**

• Over the last 24 NCAA Tournaments, Hockey East has boasted 30 of the 96 Frozen Four qualifiers, the most of any conference. By comparison:

Hockey East: 30	WCHA: 20
CCHA: 16	NCHC: 14
ECACH: 9	Big Ten: 8

• At least two Hockey East teams have qualified for the Frozen Four in 14 of the conference's 38 seasons, dominating the competition in that span. By comparison:

Hockey East: 14 times
WCHA: Six times
CCHA: Six times
NCHC: Four times
Big Ten: Three times
ECACH: Two times

## **Championship Game**

• At least one Hockey East team has appeared in the National Championship Game in 20 of the last 31 years. Hockey East was represented by at least one team in the NCAA championship game in each of eight straight years from 1997 to 2004. That is the most consecutive appearances in the title game by any conference since the inception of Hockey East in 1984-85.

• Hockey East has boasted 23 of the 58 teams that have advanced to the championship game since 1993.

• On three occasions (1995, 1999, 2015) the NCAA championship game featured two Hockey East squads. The only three other occurrences of this since the inception of Hockey East in 1984-85 were once each by the WCHA (2005) and ECAC (2013) and NCHC (2017).

• A Hockey East team has won the NCAA championship game in six of the last 14 National Tournaments.

# 1993 NCAA CHAMPIONS



## 1992-93 Maine Black Bears

No.	Player	Cl.	Pos.	Hometown
1	Mike Dunham	Jr.	G	Endwell, N.Y.
2	Andy Silverman	So.	D	Beverly, Mass.
3	Matt Martin	Jr.	D	Hamden, Conn.
4	Chris Imes	Jr.	D	Birchdale, Minn.
5	Jack Rodrigue	So.	D	Nashua, N.H.
6	Jason Weinrich	Jr.	D	Gardiner, Maine
9	Paul Kariya	Fr.	F	No. Vancouver, B.C.
10	Mike Latendresse	So.	F	Montreal, Que.
11	Dan Murphy	Sr.	D	Hamden, Conn.
12	Wayne Conlan	So.	F	West Haven, Conn.
13	Dave MacIsaac	So.	D	Arlington, Mass.
14	Dave LaCouture	Sr.	F	Natick, Mass.
15	Peter Ferraro	Fr.	F	Sound Beach, N.Y.
16	Patrice Tardif	Jr.	F	St. Methode, Que.
17	Chris Ferraro	Fr.	F	Sound Beach, N.Y.
18	Eric Fenton	Sr.	F	So. Portland, Maine
19	Jim Montgomery (C)	Sr.	F	Montreal, Que.
20	Brad Purdie	Fr.	F	Ormeaux, Que.
22	Kent Salfi	Sr.	F	Clifton Park, N.Y.
24	Lee Saunders	Jr.	D	Fernie, B.C.
25	Justin Tomberlin	Jr.	F	Coleraine, Minn.
26	Chuck Texiera	Jr.	F	Easton, Mass.
27	Martin Mercier	Sr.	F	Lachine, Que.
30	Garth Snow	Sr.	G	Wrentham, Mass.
31	Cal Ingraham	Jr.	F	Georgetown, Mass.
33	Greg Hirsch	Fr.	G	Chelmsford, Mass.
36	Jamie Thompson	Fr.	F	Wayland, Mass.

**Head Coach:** Shawn Walsh  
**Assistant Coaches:** Red Gendron  
 Grant Standbrook

## 1993 NCAA Championship Game

April 3, 1993 • Bradley Center • Milwaukee, Wis.

	1	2	3	F
Maine	2	0	3	5
Lake Superior State	1	3	0	4

### First Period:

Maine – Patrice Tardif (Latendresse), 0:03  
 Maine – Chris Ferraro (Imes, P. Ferraro), 7:10  
 LSSU – Mike Bachusz (Angelelli, Ness), 17:02

### Second Period:

LSSU – Clayton Beddoes (unassisted), 7:01 (PP)  
 LSSU – John Hendry (Beddoes), 15:46  
 LSSU – Wayne Strachan (Hullett), 18:42

### Third Period:

Maine – Jim Montgomery (Kariya), 4:19  
 Maine – Jim Montgomery (Imes, Kariya), 7:40  
 Maine – Jim Montgomery (Kariya), 8:54 (PP)

### Shots on Goal:

Maine – 11-10-8 – 29  
 LSSU – 6-10-8 – 24

### Saves:

Maine – Dunham 12, Snow 8  
 LSSU – Blaine Lacher 24

**Penalties:** Maine 5-10; LSSU 6-12

**Power Plays:** Maine 1 for 3; LSSU 1 for 2

**Most Outstanding Player:** Jim Montgomery (Maine)

# 1995 NCAA CHAMPIONS



## 1994-95 Boston University Terriers

No.	Player	Cl.	Pos.	Hometown
2	Kaj Linna	Sr.	D	Helsinki, Finland
3	Chris O'Sullivan	So.	F	Dorchester, Mass.
4	Chris Kelleher	Fr.	D	Dedham, Mass.
5	Doug Wood	Jr.	D	Sudbury, Mass.
7	Rich Brennan	Sr.	D	Guilderland, N.Y.
8	Bill Pierce	So.	F	Burlington, Mass.
9	Shawn Bates	So.	F	Medford, Mass.
10	Peter Donatelli	Fr.	F	No. Providence, R.I.
11	Bob Lachance	Jr.	F	Bristol, Conn.
12	Mike Grier	So.	F	Holliston, Mass.
14	John Hynes	Fr.	F	Warwick, R.I.
15	Mike Sylvania	Fr.	F	Newton, Mass.
16	Kenny Rausch	Sr.	F	Danbury, Conn.
17	Jay Pandolfo	Jr.	F	Burlington, Mass.
18	Chris Drury	Fr.	F	Fairfield, Conn.
19	Steve Thornton	Sr.	F	Gloucester, Ont.
20	Jeff Kealty	Fr.	D	Framingham, Mass.
21	Mike Prendergast	Sr.	F	So. Boston, Mass.
22	Matt Wright	So.	F	Belmont, Mass.
24	Jacques Joubert (C)	Sr.	F	South Bend, Ind.
26	Jon Coleman	So.	D	Canton, Mass.
27	Shane Johnson	So.	D	Brandon, Man.
30	Tom Noble	Fr.	G	Hanover, Mass.
35	Derek Herlofsky	Sr.	G	Minneapolis, Minn.

**Head Coach:**

Jack Parker

**Assistant Coaches:**

Bill Berglund

Mike Eruzione

Blaise MacDonald

## 1995 NCAA Championship Game

April 1, 1995 • Providence Civic Center • Providence, R.I.

	1	2	3	F
Boston University	1	2	3	6
Maine	0	1	1	2

### First Period:

BU – Steve Thornton (unassisted), 14:57 (PP)

### Second Period:

BU – Chris O'Sullivan (Thornton, Grier), 7:27

BU – Jacques Joubert (Linna, Prendergast), 9:15 (PP)

Maine – Tim Lovell (Frenette, Thompson), 14:51

### Third Period:

Maine – Trevor Roenick (Rodrigue, Tory), 0:31 (PP)

BU – Mike Sylvania (Bates, Pandolfo), 5:23

BU – Chris O'Sullivan (Brennan, Grier), 8:30 (PP)

BU – Bob Lachance (Thornton), 18:47 (SH)

### Shots on Goal:

BU – 11-14-14 – 39

Maine – 9-5-9 – 23

### Saves:

BU – Tom Noble 21

Maine – Blair Allison 33

**Penalties:** BU 10-20; Maine 6-12

**Power Plays:** BU 3 for 4; Maine 1 for 8

**Most Outstanding Player:** Chris O'Sullivan (BU)

# 1999 NCAA CHAMPIONS



## 1998-99 Maine Black Bears

No.	Player	Cl.	Pos.	Hometown
2	Eric Turgeon	Fr.	D	Augusta, Maine
3	Doug Janik	Fr.	D	Agawam, Mass.
4	Peter Metcalf	Fr.	D	Pembroke, Mass.
5	Robert Ek	Jr.	D	Lulea, Sweden
7	Adam Tate	So.	D	Kanata, Ont.
10	Tuomo Jaaskelainen	So.	F	Helsinki, Finland
11	Jason Vitorino (C)	Sr.	F	Brookline, Mass.
12	Ben Guite	Jr.	F	Montreal, Que.
13	Marcus Gustafsson	Sr.	F	Knivsta, Sweden
15	Niko Dimitrakos	Fr.	F	Somerville, Mass.
16	Dan Kerluke	So.	F	Brampton, Ont.
17	Bobby Stewart (C)	Sr.	F	Ft. McMurray, Alb.
18	Steve Kariya (C)	Sr.	F	No. Vancouver, B.C.
21	Matthias Trattnig	So.	F	Graz, Austria
24	Jim Leger	Jr.	F	Saugus, Mass.
25	David Cullen (C)	Sr.	D	St. Catharines, Ont.
26	A.J. Begg	Fr.	F	Vancouver, B.C.
27	Ed Wood	Fr.	F	Thompson, Man.
29	Anders Lundback	So.	F	Lulea, Sweden
30	Mike Morrison	Fr.	G	Exeter, N.H.
31	Brendan Walsh	Jr.	F	Dorchester, Mass.
32	Magnus Lundback	So.	F	Lulea, Sweden
33	Alfie Michaud	Jr.	G	Selkirk, Man.
37	Barrett Heisten	Fr.	F	Anchorage, Alaska
39	Cory Larose	So.	F	Campbellton, N.B.

**Head Coach:**  
**Assistant Coaches:**

Shawn Walsh  
Nate Leaman  
Gene Reilly  
Grant Standbrook

## 1999 NCAA Championship Game

April 3, 1999 • Arrowhead Pond • Anaheim, Calif.

	1	2	3	OT	F
Maine	1	1	0	1	3
New Hampshire	0	1	1	0	2

### First Period:

Maine – Ben Guite (Vitorino, Kerluke), 15:47 (PP)

### Second Period:

Maine – a Niko Dimitrakos (Cullen, Metcalf), 4:10  
UNH – Darren Haydar (Souza, Conklin), 15:58

### Third Period:

UNH – Mike Souza (Krog, Haydar), 3:33

### Overtime:

Maine – Marcus Gustafsson (Larose), 10:50

### Shots on Goal:

Maine – 12-11-7-9 – 36  
UNH – 16-19-8-5 – 48

### Saves:

Maine – Alfie Michaud 46  
UNH – Ty Conklin 36


**Penalties:** Maine 8-16; UNH 9-26

**Power Plays:** Maine 1 for 7; UNH 0 for 7

**Most Outstanding Player:** Alfie Michaud (Maine)



# 2001 NCAA CHAMPIONS



## 2000-01 BOSTON COLLEGE EAGLES

No.	Player	Cl.	Pos.	Hometown
1	Tim Kelleher	So.	G	Belmont, Mass.
2	Bobby Allen	Sr.	D	Hull, Mass.
4	Brooks Orpik	Jr.	D	East Amherst, N.Y.
5	Bill Cass	So.	D	Hingham, Mass.
6	Marty Hughes	Sr.	F	Hicksville, N.Y.
7	Rob Scuderi	Sr.	D	Bethpage, N.Y.
8	Anthony D'Arpino	So.	D	Johnston, R.I.
10	Jeff Giuliano	Jr.	F	Nashua, N.H.
11	Krys Kolanos	So.	F	Calgary, Alb.
12	Brian Gionta (C)	Sr.	F	Rochester, N.Y.
13	Tony Voce	Fr.	F	Philadelphia, Pa.
14	Ty Hennes	Fr.	F	Kent, Wash.
15	Ales Dolinar	Jr.	F	East Northport, N.Y.
17	A.J. Walker	So.	F	Faribault, Minn.
18	Mark McLennan	Sr.	F	Kanata, Ont.
19	Chuck Kobasew	Fr.	F	Osoyoos, B.C.
20	Joe Schuman	Fr.	D	Bloomington, Minn.
22	Ben Eaves	Fr.	F	Faribault, Minn.
23	J.D. Forrest	Fr.	D	Auburn, N.Y.
24	Brett Peterson	Fr.	D	Northborough, Mass.
25	Justin Dziama	Fr.	F	Natick, Mass.
27	Mike Lephart	Sr.	F	Niskayuna, N.Y.
28	Dan Sullivan	Sr.	D	So. Windsor, Conn.
29	Tom Egan	So.	G	Rye, N.Y.
30	Scott Clemmensen	Sr.	G	Urbandale, Iowa

**Head Coach:** Jerry York  
**Assistant Coaches:** Mikeavanaugh  
 Jim Logue  
 Scott Paluch

## 2001 NCAA Championship Game

April 7, 2001 • Pepsi Arena • Albany, NY

	1	2	3	OT	F
Boston College	0	2	0	1	3
North Dakota	0	0	2	0	2

### First Period:

No scoring

### Second Period:

BC – Chuck Kobasew (Giuliano), 5:26 (PP)

BC – Mike Lephart (Forrest, Allen), 8:50

### Third Period:

UND – Tim Skarperud (Roche, Lundbohm), 16:18 (PP)

UND – Wes Dorey (Schneekloth, Lundbohm), 19:24

### Overtime:

BC – Krys Kolanos (Voce, Kobasew), 4:43

### Shots on Goal:

BC – 9-12-7-3 – 31

UND – 9-9-16-3 – 37

### Saves:

BC – Scott Clemmensen 35

UND – Karl Goehring 28

**Penalties:** BC 7-14; UND 7-14

**Power Plays:** BC 1 for 7; UND 1 for 7

**Most Outstanding Player:** Chuck Kobasew (BC)

# 2008 NCAA CHAMPIONS



## 2007-08 Boston College Eagles

No.	Player	Cl.	Pos.	Hometown
1	John Muse	Fr.	G	East Falmouth, Mass.
2	Anthony Aiello	Jr.	D	Braintree, Mass.
4	Mike Brennan (C)	Sr.	D	Smithtown, N.Y.
5	Tim Filangieri	Jr.	D	Islip Terrace, N.Y.
6	Tim Kunes	Jr.	D	Huntington, N.Y.
7	Carl Sneep	So.	D	Nisswa, Minn.
9	Nathan Gerbe	Jr.	F	Oxford, Mich.
10	Ryan Hayes	Fr.	F	Syracuse, N.Y.
11	Joe Adams	Sr.	F	Wayzata, Minn.
12	Ben Smith	So.	F	Avon, Conn.
13	Pat Gannon	Sr.	F	Arlington, Mass.
14	Matt Greene (A)	Sr.	F	Plymouth, Mass.
15	Joe Whitney	Fr.	F	Reading, Mass.
17	Brian Gibbons	Fr.	F	Braintree, Mass.
18	Kyle Kucharski	Jr.	F	Saugus, Mass.
19	Brock Bradford	Jr.	F	Burnaby, B.C.
20	Joseph Ehiorobo	So.	F	Farmingdale, Maine
21	Benn Ferriero	Jr.	F	Essex, Mass.
22	Dan Bertram (A)	Sr.	F	Calgary, Alb.
24	Matt Lombardi	So.	F	Milton, Mass.
25	Matt Price	So.	F	Milton, Ont.
26	Nick Petrecki	Fr.	D	Clifton Park, N.Y.
27	Andrew Orpik	Jr.	F	East Amherst, N.Y.
28	Corey Griffin	So.	F	Hingham, Mass.
29	Alex Kremer	So.	G	Darien, Conn.
30	Andrew Margolin	Fr.	G	Mahwah, N.J.

**Head Coach:**

**Associate Head Coach:**

**Assistant Coaches:**

Jerry York

Mike Cavanaugh

Greg Brown

Jim Logue

## 2008 NCAA Championship Game

April 12, 2008 • Pepsi Center • Denver, Colo.

	1	2	3	F
Boston College	0	3	1	4
Notre Dame	0	1	0	1

### First Period:

No Goals

### Second Period:

BC - Nathan Gerbe (Gibbons, Smith), 2:23

BC - Nathan Gerbe (Smith, Bertram), 5:37

BC - Joe Whitney (Gerbe, Ferriero), 8:11

ND - Kevin Deeth (Lawson, Cole), 9:07

### Third Period:

BC - Ben Smith (Gerbe, Gibbons), 5:31

### Shots on Goal:

BC - 7-11-5 - 23

ND - 5-8-8 - 21

### Saves:

BC - John Muse 20

ND - Jordan Pearce 19

**Penalties:** BC 8-16; ND 5-10

**Power Plays:** BC 2 for 5; ND 0 for 8

**Most Outstanding Player:** Nathan Gerbe (BC)

# 2009 NCAA CHAMPIONS



## 2008-09 Boston University Terriers

No.	Player	Cl.	Pos.	Hometown
2	Eric Gryba	Jr.	D	Saskatoon, Sask.
3	Kevin Shattenkirk	So.	D	New Rochelle, N.Y.
4	Ryan Ruikka	Fr.	D	Chelsea, Mich.
5	David Warsofsky	Fr.	D	Marshfield, Mass.
6	Joe Pereira	So.	F	West Haven, Conn.
7	Brian Strait (A)	Jr.	D	Waltham, Mass.
8	Steve Smolinsky	Sr.	F	Plymouth, Mass.
9	Corey Trivino	Fr.	F	Toronto, Ont.
10	Chris Higgins	Sr.	F	Lynnfield, Mass.
11	Zach Cohen	Jr.	F	Schaumburg, Ill.
12	Chris Connolly	Fr.	F	Duluth, Minn.
13	Nick Bonino	So.	F	Unionville, Conn.
14	Andrew Glass	Fr.	F	Wrentham, Mass.
15	John McCarthy (C)	Sr.	F	Andover, Mass.
16	Kevin Gilroy	Fr.	F	North Bellmore, N.Y.
17	Victor Saponari	So.	F	Powder Springs, Ga.
18	Brandon Yip	Sr.	F	Maple Ridge, B.C.
21	Jason Lawrence	Sr.	F	Saugus, Mass.
22	Russ Gaudet	Fr.	F	Burlington, Mass.
25	Colby Cohen	So.	D	Villanova, Pa.
26	Luke Popko	Jr.	F	Skillman, N.J.
27	Vinny Saponari	Fr.	F	Powder Mills, Ga.
31	Kieran Millan	Fr.	G	Edmonton, Alb.
32	Adam Kraus	So.	G	Irving, Texas
33	Colin Wilson	So.	F	Winnipeg, Man.
35	Grant Rollheiser	Fr.	G	Chilliwack, B.C.
97	Matt Gilroy (C)	Sr.	D	North Bellmore, N.Y.

**Head Coach:** Jack Parker  
**Associate Head Coach:** David Quinn  
**Assistant Coaches:** Mike Bavis  
 Mike Geragosian

## 2009 NCAA Championship Game

April 11, 2009 • Verizon Center • Washington, D.C.

	1	2	3	OT	F
Miami	1	2	0	0	3
Boston Univeristy	1	0	2	1	4

### First Period:

BU -- Chris Connolly (Warsofsky, Gryba), 15:15

### Second Period:

MIA -- Gary Steffes (Miele, Palmer), 2:01

### Third Period:

MIA -- Tommy Wingels (Camper), 12:31  
 MIA -- Trent Vogelhuber (Kaufman), 15:52  
 BU -- Zach Cohen (Bonino, Brandon Yip), 19:00  
 BU -- Nick Bonino (Gilroy, Higgins), 19:42

### Overtime:

BU -- Colby Cohen (Shattenkirk, Connolly), 11:47

### Shots on Goal:

MIA – 10-9-9-4 – 32  
 BU – 9-7-7-9 – 32

### Saves:

MIA – Cody Reichard- 28  
 BU – Kieran Millan- 29

**Penalties:** Miami 3-6; BU 8-16

**Power Plays:** Miami 0-7; BU 0-2

**Most Outstanding Player:** Colby Cohen (BU)

# 2010 NCAA CHAMPIONS



## 2009-10 Boston College Eagles

No.	Player	Cl.	Pos.	Hometown
1	John Muse	Jr.	G	East Falmouth, Mass.
2	Brian Dumoulin	Fr.	D	Biddeford, Maine
4	Tommy Cross	So.	D	Simsbury, Conn.
5	Philip Samuelsson	Fr.	D	Scottsdale, Ariz.
6	Patrick Wey	Fr.	D	Pittsburgh, Pa.
7	Carl Sneep	Sr.	D	Nisswa, Minn.
8	Edwin Shea	So.	D	Shrewsbury, Mass.
9	Barry Almeida	So.	F	Springfield, Mass.
10	Jimmy Hayes	So.	F	Dorchester, Mass.
11	Pat Mullane	Fr.	F	Wallingford, Conn.
12	Ben Smith	Sr.	F	Avon, Conn.
13	Cam Atkinson	So.	F	Greenwich, Conn.
14	Brooks Dyrhoff	Fr.	F	Boulder, Col.
15	Joe Whitney	Jr.	F	Reading, Mass.
17	Brian Gibbons	Jr.	F	Braintree, Mass.
19	Chris Kreider	Fr.	F	Boxford, Mass.
21	Steven Whitney	Fr.	F	Reading, Mass.
22	Paul Carey	So.	F	Weymouth, Mass.
23	Malcolm Lyles	So.	D	Miami Gardens, Fla.
24	Matt Lombardi	Sr.	F	Milton, Mass.
25	Matt Price	Sr.	F	Milton, Ont.
27	Patch Alber	Fr.	D	Clifton Park, N.Y.
28	Tommy Atkinson	So.	F	Greenwich, Conn.
30	Chris Venti	So.	G	Needham, Mass.
35	Parker Milner	Fr.	G	Pittsburgh, Pa.

**Head Coach:**

Jerry York

**Associate Head Coach:**

Mike Cavanaugh

**Assistant Coaches:**

Greg Brown

Jim Logue

## 2010 NCAA CHAMPIONSHIP GAME

April 10, 2010 • Ford Field • Detroit, Mich.

	1	2	3	F
Boston College	1	0	4	5
Wisconsin	0	0	0	0

### First Period:

BC - Ben Smith (S. Whitney, J. Whitney), 12:57

### Second Period:

No Scoring

### Third Period:

BC - Cam Atkinson (J. Whitney, Gibbons), 1:38

BC - Jimmy Hayes (Hayes, Samuelsson), 3:40

BC - Cam Atkinson (Gibbons, J. Whitney), 7:20

BC - Matt Price (unassisted), 15:29

### Shots on Goal:

BC - 12-6-8 - 26

WIS - 5-9-6 - 20

### Saves:

BC - John Muse 20


WIS - Scott Gudmandson 21

**Penalties:** BC 4-8; WIS 6-12

**Power Plays:** BC 2-5; WIS 0-3

**Most Outstanding Player:** Ben Smith (BC)

# 2012 NCAA CHAMPIONS



## 2011-12 Boston College Eagles

No.	Player	Cl.	Pos.	Hometown
1	Brian Billett	Fr.	G	Brunswick, Maine
2	Brian Dumoulin	Jr.	D	Biddeford, Maine
3	Patch Alber	Jr.	D	Clifton Park, N.Y.
4	Tommy Cross (C)	Sr.	D	Simbury, Conn.
5	Mark Begert	Fr.	D	West Vancouver, B.C.
6	Patrick Wey	Jr.	D	Pittsburgh, Pa.
7	Isaac MacLeod	So.	D	Nelson, B.C.
8	Edwin Shea	Sr.	D	Shrewsbury, Mass.
9	Barry Almeida (A)	Sr.	F	Springfield, Mass.
10	Danny Linell	Fr.	F	Great Neck, N.Y.
11	Pat Mullane	Jr.	F	Wallingford, Conn.
12	Kevin Hayes	So.	F	Dorchester, Mass.
13	Johnny Gaudreau	Fr.	F	Carneys Point, N.J.
14	Brooks Dyrhoff	Jr.	F	Boulder, Col.
15	Cam Spiro	Fr.	F	Hingham, Mass.
17	Destry Straight	Fr.	F	West Vancouver, B.C.
18	Michael Sit	Fr.	F	Edina, Minn.
19	Chris Kreider	Jr.	F	Boxford, Mass.
21	Steven Whitney	Jr.	F	Reading, Mass.
22	Paul Carey (A)	Sr.	F	Weymouth, Mass.
23	Patrick Brown	So.	F	Bloomfield Hills, Mich.
24	Bill Arnold	So.	F	Needham, Mass.
27	Quinn Smith	Fr.	F	Fairfield, Conn.
28	Tommy Atkinson	Sr.	F	Greenwich, Conn.
30	Chris Venti	Sr.	G	Needham, Mass.
35	Parker Milner	Jr.	G	Pittsburgh, Pa.

**Head Coach:**

Jerry York

**Associate Head Coach:**

Mike Cavanaugh

**Assistant Coaches:**

Greg Brown

Jim Logue

## 2012 NCAA CHAMPIONSHIP GAME

April 7, 2012 • TB Times Forum • Tampa, Fla.

	1	2	3	F
Ferris State	1	0	0	1
Boston College	2	0	2	4

### First Period:

BC - Steven Whitney - 15 (Almeida), 3:18

FSU - Garrett Thompson - 11 (Huff, Ouellette), 5:19

BC - Paul Carey - 18 (Dumoulin, Mullane), 10:33 (PP)

### Second Period:

No Scoring

### Third Period:

BC - Johnny Gaudreau - 21 (Hayes, Wey), 16:58

BC - Steven Whitney - 16 (Arnold), 18:57

### Shots on Goal:

FSU - 7-15-6 - 28

BC - 8-14-15 - 37

### Saves:

FSU - Taylor Nelson 33

BC - Parker Milner 27

**Penalties:** FSU 4-8; BC 5-10

**Power Plays:** FSU 0-4; BC 1-3

**Most Outstanding Player:** Parker Milner (BC)

# 2015 NCAA CHAMPIONS



## 2015 Providence College Friars

No.	Name	Cl.	Pos.	Hometown
1	Brendan Leahy	So.	G	Reading, Massachusetts
2	Logan Day	Fr.	D	Seminole, Florida
3	John Gilmour	Jr.	D	Montreal, Quebec
4	Mark Adams	Sr.	D	Boxford, Massachusetts
5	Kyle McKenzie	So.	D	Aston, Pennsylvania
6	Tom Parisi	Jr.	D	Commack, New York
7	Drew Brown	Sr.	F	Grass Lake, Michigan
9	Trevor Mingoia	Jr.	F	Fairport, New York
10	Mark Jankowski	Jr.	F	Dundas, Ontario
11	Niko Rufo	So.	F	Stoneham, Massachusetts
12	Stefan Demopoulos	Sr.	F	La Mesa, California
14	Ross Mauermann	Sr.	F	Janesville, Wisconsin
15	Steven McParland	Jr.	F	Schreiber, Ontario
16	Anthony Florentino	So.	D	West Roxbury, Massachusetts
17	Brooks Behling	Jr.	F	Pittsburgh, Pennsylvania
18	Nick Saracino	Jr.	F	St. Louis, Missouri
19	Jake Walman	Fr.	D	Toronto, Ontario
20	Shane Luke	Sr.	F	Dauphin, Manitoba
21	Kevin Rooney	Jr.	F	Canton, Massachusetts
22	Brandon Tanev	Jr.	F	Toronto, Ontario
23	Truman Reed	Fr.	D	Anchorage, Alaska
24	Noel Acciari	Jr.	F	Johnston, Rhode Island
25	Robbie Hennessey	Fr.	F	Garnet Valley, Pennsylvania
26	Brian Pinho	Fr.	D	North Andover, Massachusetts
27	Josh Monk	So.	D	Langley, British Columbia
28	Alex Cromwell	Fr.	F	McKinney, Texas
29	Conor MacPhee	So.	F	Windham, New Hampshire
32	Jon Gillies	Jr.	G	South Portland, Maine
35	Nick Ellis	So.	G	Millersville, Maryland

**Head Coach:** Nate Leaman  
**Associate Head Coach:** Steve Miller  
**Assistant Coach:** Kris Mayotte

## 2015 NCAA Championship Game

April 11, 2015 • TD Garden • Boston, Mass.

	1	2	3	F
Providence	1	1	2	4
Boston University	2	1	0	3

### First Period:

Prov – Anthony Florentino (Acciari, Luke), 9:25

BU – Ahti Oksanen, 12:50

BU – Danny O'Regan (Eichel), 12:54

### Second Period:

Prov – Mark Jankowski (Mingoia, Mauermann), 4:29 (PP)

BU – Cason Hohmann (Oksanen), 11:36

### Third Period:

Prov – Tom Parisi, 11:24

Prov – Brandon Tanev (Rooney), 13:43

### Shots on Goal:

Prov – 6-17-20 – 43

BU – 18-22-12 – 52

### Saves:

Prov – Gillies 49


BU – O'Connor 39

**Penalties:** Providence 1-2; BU 3-6

**Power Plays:** Providence 1 for 3; BU 0 for 1

**Most Outstanding Player:** Jon Gillies - Providence

# 2021 NCAA CHAMPIONS



## 2021 Massachusetts Minutemen

No.	Name	Cl.	Pos.	Hometown
1	Zac Steigmeyer	Sr	G	Ludlow, Mass.
2	Marc Del Gaizo	Jr	D	Basking Ridge, N.J.
3	Ty Farmer	Jr	D	O'Fallon, Mo.
4	Matthew Kessel	So	D	Bloomfield Hills, Mich.
5	Linden Alger	Fr	D	Centerville, Mass.
6	Kolby Vegara	Jr	D	Malden, Mass.
7	Cal Kiefiuk	So	F	Macomb, Mich.
8	Bobby Trivigno	Jr	F	Setauket, N.Y.
10	Josh Lopina	Fr	F	Minooka, Ill.
11	Carson Gicewicz	Sr	F	Orchard Park, N.Y.
12	Garrett Wait	Jr	F	Edina, Minn.
13	Reed Lebster	So	F	Grand Rapids, Mich.
15	Oliver MacDonald	Fr	F	Grosse Pointe, Mich.
17	Phillip Lagunov	Sr	F	Hamilton, Ont.
18	Jake Gaudet	Sr	F	Ottawa, Ont.
19	Ryan Sullivan	Fr	F	Grosse Pointe, Mich.
20	Oliver Chau	Sr	F	Oakville, Ont.
22	Jerry Harding	So	F	Canton, Mass.
23	Gianfranco Cassaro	So	D	Nobleton, Ont.
24	Zac Jones	So	D	Glen Allen, Va.
25	Aaron Bohlinger	Fr	D	Walden, N.Y.
26	Colin Felix	Jr	D	Ocean City, N.J.
27	Anthony Del Gaizo	Jr	F	Basking Ridge, N.J.
28	Eric Faith	So	F	Carp, Ont.
29	George Mika	Sr	F	Naples, Fla.
31	Matt Murray	Sr	G	St. Albert, Alta.
32	Henry Graham	Fr	G	Manhattan, N.Y.
35	Filip Lindberg	Jr	G	Espoo, Finland

**Head Coach:** Greg Carvel  
**Associate Head Coach:** Ben Barr  
**Associate Head Coach:** Jared DeMichiel

## 2021 NCAA Championship Game

April 10, 2021 • PPG Paints Arena • Pittsburgh, Pa.

	1	2	3	F
St. Cloud State	0	0	0	0
Massachusetts	2	2	1	5

### First Period:

UMass (GW) – Aaron Bohlinger (Ryan Sullivan, Ty Farmer), 7:26

UMass – Reed Lebster (Cal Kiefiuk), 18:56

### Second Period:

UMass (SH) – Philip Lagunov, 5:10

UMass (PP) – Matthew Kessel (Oliver Chau, Jake Gaudet), 13:45

### Third Period:

UMass – Bobby Trivigno (Lebster), 6:00

### Shots on Goal:

SCSU – 3-12-10 -- 25  
 UMass – 7-6-9 -- 22

### Saves:

SCSU – David Hrenak 17  
 UMass – Filip Lindberg 25

**Penalties:** SCSU 2-4; UMass 3-6

**Power Plays:** SCSU 0 for 3; UMass 1 for 2

**Most Outstanding Player:** Bobby Trivigno, UMass

# NCAA TOURNAMENT RESULTS

Season	Opening Round	Quarterfinals	Semifinals	Championship	Consolation
1985	--	BC def. Minnesota (5-7, 4-1) PC def. MSU (2-3, 4-2)	PC def. BC (4-3 3 OT)	RPI def. PC (2-1)	UMD def. BC (7-6 OT)
1986	--	Minnesota def. BU (6-4, 5-3) MSU def. BC (6-4, 4-2)	--	--	--
1987	--	Minnesota def. BC (4-1, 2-3) Michigan State def. ME (6-2, 5-3)	--	--	--
1988	MC def. NU (3-5, 7-3) Wisconsin def. UML (7-1, 4-4)	ME def. Bowling Green (5-1, 4-3)	Lake Superior def. ME (6-3)	--	ME def. Minnesota (5-2)
1989	PC def. NMU (5-9, 4-2, 2-0) BC def. Bowling Green (8-5, 4-2)	ME def. PC (6-8, 3-2, 4-3 2OT) MSU def. BC (3-6, 7-2, 5-4 OT)	Minnesota def. ME (7-4)	--	MUS def. ME (7-4)
1990	ME def. Bowling Green (8-4, 5-2) BU def. UND (5-8, 5-3, 5-0)	BC def. Minnesota (4-2, 1-2, 6-1) Wisconsin def. ME (7-3, 4-3 OT) BU def. MSU (3-6, 5-3, 5-3)	Wisconsin def. BC (2-1) Colgate def. BU (3-2)	--	--
1991	Minnesota def. PC (3-4, 8-4, 8-3) UAA def. BC (3-2, 3-1)	ME def. Minnesota (4-0, 5-0) BU def. Michigan (4-1, 8-1)	NMU def. ME (5-3) BU def. Clarkson (7-3)	NMU def. BU (8-7 3OT)	--
1992	MSU def. BU (4-2) Wisconsin def. UNH (4-2)	MSU def. ME (3-2)	--	--	--

Season	Opening Round	Regional Finals	Semifinals	Championship
1993	--	ME def. Minnesota (6-2) BU def. NMU (4-1)	Lake Superior def. BU (6-1) ME def. Michigan (4-3 OT)	ME def. Lake Superior (5-4)
1994	UNH def. RPI (2-0) UML def. MSU (4-3) Lake Superior def. NU (6-5 OT)	BU def. Wisconsin (4-1) Harvard def. UNH (7-1) Minnesota def. UML (2-1 2OT)	BU def. Minnesota (4-1)	Lake Superior def. BU (9-1)
1995	Denver def. UNH (9-2)	BU def. Lake Superior (6-2) ME def. Denver (4-2)	BU def. Minnesota (7-3) ME def. Michigan (4-3 OT)	BU def. ME (6-2)
1996	Minnesota def. PC (5-1) UML def. MSU (6-2)	BU def. Clarkson (3-2) Colorado College def. UML (5-3)	Michigan def. BU (4-0)	--
1997	Colorado College def. UNH (3-2)	BU def. Denver (4-3 OT)	BU def. Michigan (3-2)	UND def. BU (6-4)
1998	UNH def. Wisconsin (7-4)	BC def. Colorado College (6-1) UNH def. BU (4-3 OT)	Michigan def. UNH (4-0) BC def. Ohio State (5-2)	Michigan def. BC (3-2 OT)
1999	ME def. Ohio State (4-2) BC def. NMU (2-1)	ME def. Clarkson (7-2) UNH def. Michigan (2-1 OT) BC def. UND (3-1)	UNH def. MSU (5-3) ME def. BC (2-1 OT)	ME def. UNH (3-2 OT)
2000	Niagara def. UNH (4-1) BC def. MSU (6-5 OT) BU def. St. Cloud State (5-3)	ME def. Michigan (5-2) BC def. Wisconsin (4-1) St. Lawrence def. BU (4-2 4OT)	UND def. ME (2-0) BC def. St. Lawrence (4-2)	UND def. BC (4-2)
2001	ME def. Minnesota (5-4 OT) Wisconsin def. PC (4-1)	BC def. ME (3-1)	BC def. Michigan (4-2)	BC def. UND (3-2 OT)
2002	ME def. Harvard (4-3 OT)	ME def. BU (4-3) UNH def. Cornell (4-3)	ME def. UNH (7-2)	Minnesota def. ME (4-3 OT)
2003	BU def. Harvard (6-4) UNH def. St. Cloud State (5-2) BC def. Ohio State (1-0) Michigan def. ME (2-1)	UNH def. BU (3-0) Cornell def. BC (2-1 2OT)	UNH def. Cornell (3-2)	Minnesota def. UNH (5-1)
2004	ME def. Harvard (5-4) BC def. Niagara (5-2) Michigan def. UNH (4-1)	ME def. Wisconsin (2-1 OT) BC def. Michigan (3-2 OT)	ME def. BC (2-1)	Denver def. ME (1-0)
2005	BC def. Mercyhurst (5-4) UND def. BU (4-0) Minnesota def. ME (1-0 OT) UNH def. Harvard (3-2 OT)	Denver def. UNH (4-2) UND def. BC (6-3)	--	--



# NCAA TOURNAMENT RESULTS

Season	Opening Round	Regional Finals	Semifinals	Championship
2006	BU def. Nebraska Omaha (9-2) BC def. Miami (5-0) ME def. Harvard (6-1) Michigan State def. UNH (1-0)	BC def. BU (5-0) ME def. MSU (5-4)	BC def. UND (6-5) Wisconsin def. ME (5-2)	Wisconsin def. BC (2-1)
2007	UMass def. Clarkson (1-0 OT) BC def. St. Lawrence (4-1) ME def. St. Cloud State (4-1) Michigan State def. BU (5-1) Miami def. UNH (2-1)	BC def. Miami (4-0) ME def. UMass (3-1)	BC def. UND (6-4) MSU def. ME (4-2)	MSU def. BC (3-1)
2008	Notre Dame def. UNH (7-3) BC def. Minnesota (5-2)	BC def. Miami (4-3 OT)	BC def. UND (6-1)	BC def. Notre Dame (4-1)
2009	BU def. Ohio State (8-3) UNH def. North Dakota (6-5 OT) UVM def. Yale (4-1) Cornell def. NU (3-2)	BU def. UNH (2-1) UVM def. Air Force (2OT)	BU def. UVM (5-4)	BU def. Miami (4-3 OT)
2010	BC def. Alaska (3-1) UNH def. Cornell (6-2) Wisconsin def. UVM (3-2)	BC def. Yale (9-7) RIT def. UNH (6-2)	BC def. Miami (7-1)	BC def. Wisconsin (5-0)
2011	UNH def. Miami (3-1) Notre Dame def. MC (4-3 OT) Colorado College def. BC (8-4)	Notre Dame def. UNH (2-1)	--	--
2012	UML def. Miami (4-3 OT) BC def. Air Force (2-0) Minnesota def. BU (7-3) UMD def. ME (5-2)	BC def. UMD (4-0) Union def. UML (4-2)	BC def. UND (6-1)	BC def. Ferris State (4-1)
2013	UML def. Wisconsin (6-1) Union def. BC (5-1)	UML def. UNH (2-0)	Yale def. UML (3-2 OT)	--
2014	UML def. Minn. State (2-1) BC def. Denver (6-2) PC def. Quinnipiac (4-0) Union def. UVM (5-2) St. Cloud State def. ND (4-3 OT)	BC def. UML (4-3) Union def. PC (3-1)	Union def. BC (5-4)	--
2015	BU def. Yale (3-2 OT) PC def. Miami (7-5) Denver def. BC (5-2)	BU def. UMD (3-2) PC def. Denver (4-1)	BU def. UND (5-3) PC def. Omaha (4-1)	PC def. BU (4-3)
2016	UML def. Yale (2-1) BC def. Harvard (4-1) Denver def. BU (7-2) NoDak def. NU (6-2) Michigan def. ND (3-2 OT) UMD def. PC (2-1 2OT)	BC def. UMD (3-2) Quinnipiac def. UML (4-1)	Quinnipiac def. BC (3-2)	--
2017	ND def. Minnesota (3-2) UML def. Cornell (5-0) BU def. UND (4-3 2OT) Harvard def. PC (3-0)	ND def. UML (3-2 OT) UMD def. BU (3-2 OT)	Denver def. ND (6-1)	--
2018	BU def. Cornell (3-1) PC def. Clarkson (1-0) Michigan def. NU (3-2)	Michigan def. BU (6-3) Notre Dame def. PC (2-1)	--	--
2019	UMA def. Harvard (4-0) PC def. Minn. State (6-3) Cornell def. NU (5-1)	UMA def. Notre Dame (4-0) PC def. Cornell (4-0)	UMA def. Denver (4-3 OT) UMD def. PC (4-1)	UMD def. UMA (3-0)
2020	No NCAA Tournament was held due to the COVID-19 pandemic.			
2021	UMA def. Lake Superior St. (5-1) St. Cloud St. def. BU (6-2) BC vs. Notre Dame (No Contest)	UMA def. Bemidji St. (4-0) St. Cloud St. def. BC (4-1)	UMA def. UMD (3-2 OT)	UMA def. St. Cloud (5-0)
2022	Denver def. UML (3-2) Western Mich def. NU (2-1) Minnesota def. UMA (4-3)	--	--	--

# NCAA TOURNAMENT RESULTS

<b>Season</b>	<b>Opening Round</b>	<b>Regional Finals</b>	<b>Semifinals</b>	<b>Championship</b>
2023	BU def. Western Mich. (5-1) Quinnipiac def. MC (5-0)	BU def. Cornell (2-1)	Minnesota def. BU (6-2)	--

# FROZEN FOUR ALL-TOURNAMENT TEAM SELECTIONS

Year	Goalie	Forwards	Defensemen
1985	Chris Terreri* - PC*		
1988		David Capuano - Maine	
1991		Tony Amonte -BU Jean Yves-Roy - Maine	
1993	Garth Snow - Maine	Jim Montgomery* - Maine Paul Kariya - Maine Chris Imes - Maine	
1994		Tony Amonte - BU Jean Yves-Roy - Maine	
1995	Blair Allison -Maine	Chris O'Sullivan* - BU Shawn Bates - BU Dan Shermerhorn - Maine	Chris Imes - Maine Kaj Linna - BU
1997		Chris Drury - BU	Tom Poti -BU
1998		Marty Reasoner - BC	Mike Mottau - BU
1999	Alfie Michaud* - Maine	Niko Dimitrakos - Maine Jason Krog - UNH Mike Souza - UNH	David Cullen - Maine Jayme Filipowicz - UNH
2000		Jeff Farkas - BC	Mike Mottau -BC
2001	Scott Clemmensen -BC	Chuck Kobasew* - BC Krys Kolanos - BC	Rob Scuderi - BC
2002		Robert Liscak -Maine	Peter Metcalf - Maine Michael Schutte - Maine
2003		Nathan Martz - UNH Steve Saviano -UNH	
2004		Dustin Penner - Maine	Prestin Ryan - Maine
2006		Chris Collins - BC	Brett Motherwell - BC
2007		Brian Boyle - BC Nathan Gerbe - BC	
2008	John Muse - BC	Nathan Gerbe* - BC Ben Smith - BC	Mike Brennan - BC
2009	Kieran Millan -BU	Nick Bonino - BU Colin Wilson - BU	Colby Cohen - BU
2010	John Muse - BC	Ben Smith* - BC Cam Atkinson - BC Joe Whitney - BC	Brian Dumoulin - BC
2012	Parker Milner - BC	Paul Carey - BC Steven Whitney - BC	Brian Dumoulin - BC
2015	Jon Gillies* - PC	Mark Jankowski - PC Jack Eichel - BU Athi Oksanen - BU	Anthony Florentino - PC Matt Grzelczyk - BU
2019			Marc Del Gaizo - UMass
2021	Filip Lindberg - UMass	Bobby Trivigno* - UMass	Zac Jones - UMass Matthew Kessel - UMass

\* Frozen Four Most Outstanding Player

# ALL-TIME FROZEN FOUR RESULTS

Year	Champion	Runner-up	Third	Fourth	Site
1948	Michigan	Dartmouth	<b>Boston College</b>	Colorado College	Col. Springs, Colo.
1949	<b>Boston College</b>	Dartmouth	Michigan	Colorado College	Col. Springs, Colo.
1950	Colorado College	<b>Boston University</b>	Michigan	<b>Boston College</b>	Col. Springs, Colo.
1951	Michigan	Brown	<b>Boston University</b>	Colorado College	Col. Springs, Colo.
1952	Michigan	Colorado College	Yale	St. Lawrence	Col. Springs, Colo.
1953	Michigan	Minnesota	Rensselaer	<b>Boston University</b>	Col. Springs, Colo.
1954	Rensselaer	Minnesota	Michigan	<b>Boston College</b>	Col. Springs, Colo.
1955	Michigan	Colorado College	Harvard	St. Lawrence	Col. Springs, Colo.
1956	Michigan	Michigan Tech	St. Lawrence	<b>Boston College</b>	Col. Springs, Colo.
1957	Colorado College	Michigan	Clarkson	Harvard	Col. Springs, Colo.
1958	Denver	North Dakota	Clarkson	Harvard	Minneapolis, Minn.
1959	North Dakota	Michigan State	<b>Boston College</b>	St. Lawrence	Troy, N.Y.
1960	Denver	Michigan Tech	<b>Boston University</b>	St. Lawrence	Boston, Mass.
1961	Denver	St. Lawrence	Minnesota	Rensselaer	Denver, Colo.
1962	Michigan Tech	Clarkson	Michigan	St. Lawrence	Utica, N.Y.
1963	North Dakota	Denver	Clarkson	<b>Boston College</b>	Chestnut Hill, Mass.
1964	Michigan	Denver	Rensselaer	<b>Providence</b>	Denver, Colo.
1965	Michigan Tech	<b>Boston College</b>	North Dakota	Brown	Providence, R.I.
1966	Michigan State	Clarkson	Denver	<b>Boston University</b>	Minneapolis, Minn.
1967	Cornell	<b>Boston University</b>	Michigan State	North Dakota	Syracuse, N.Y.
1968	Denver	North Dakota	Cornell	<b>Boston College</b>	Duluth, Minn.
1969	Denver	Cornell	Harvard	Michigan Tech	Col. Springs, Colo.
1970	Cornell	Clarkson	Wisconsin	Michigan Tech	Lake Placid, N.Y.
1971	<b>Boston University</b>	Minnesota	Denver	Harvard	Syracuse, N.Y.
1972	<b>Boston University</b>	Cornell	Wisconsin	Denver	Boston, Mass.
1973	Wisconsin	Denver	<b>Boston College</b>	Cornell	Boston, Mass.
1974	Minnesota	Michigan Tech	<b>Boston University</b>	Harvard	Boston, Mass.
1975	Michigan Tech	Minnesota	<b>Boston University</b>	Harvard	St. Louis, Mo.
1976	Minnesota	Michigan Tech	Brown	<b>Boston University</b>	Denver, Colo.
1977	Wisconsin	Michigan	<b>Boston University</b>	<b>New Hampshire</b>	Detroit, Mich.
1978	<b>Boston University</b>	<b>Boston College</b>	Bowling Green	Wisconsin	Providence, R.I.
1979	Minnesota	North Dakota	Dartmouth	<b>New Hampshire</b>	Detroit, Mich.
1980	North Dakota	Northern Michigan	Dartmouth	Cornell	Providence, R.I.
1981	Wisconsin	Minnesota	Michigan Tech	Northern Michigan	Duluth, Minn.
1982	North Dakota	Wisconsin	<b>Northeastern</b>	<b>New Hampshire</b>	Providence, R.I.
1983	Wisconsin	Harvard	<b>Providence</b>	Minnesota	Grand Forks, ND
1984	Bowling Green	Minnesota Duluth	North Dakota	Michigan State	Lake Placid, N.Y.
1985	Rensselaer	<b>Providence</b>	Minnesota Duluth	<b>Boston College</b>	Detroit, Mich.
1986	Michigan State	Harvard	Minnesota	Denver	Providence, R.I.
1987	North Dakota	Michigan State	Minnesota	Harvard	Detroit, Mich.
1988	Lake Superior State	St. Lawrence	<b>Maine</b>	Minnesota	Lake Placid, N.Y.
1989	Harvard	Minnesota	Michigan State	<b>Maine</b>	St. Paul, Minn.
Year	Champion	Runner-up	Other Semifinalists		Site
1990	Wisconsin	Colgate	<b>Boston College</b>	<b>Boston University</b>	Detroit, Mich.
1991	Northern Michigan	<b>Boston University</b>	<b>Maine</b>	Clarkson	St. Paul, Minn.
1992	Lake Superior State	Wisconsin	Michigan	Michigan State	Albany, N.Y.
1993	<b>Maine</b>	Lake Superior State	<b>Boston University</b>	Michigan	Milwaukee, Wis.
1994	Lake Superior State	<b>Boston University</b>	Harvard	Minnesota	St. Paul, Minn.
1995	<b>Boston University</b>	<b>Maine</b>	Michigan	Minnesota	Providence, R.I.
1996	Michigan	Colorado College	<b>Boston University</b>	<b>Vermont</b>	Cincinnati, Ohio
1997	North Dakota	<b>Boston University</b>	Colorado College	Michigan	Milwaukee, Wis.
1998	Michigan	<b>Boston College</b>	<b>New Hampshire</b>	Ohio State	Boston, Mass.
1999	<b>Maine</b>	<b>New Hampshire</b>	<b>Boston College</b>	Michigan State	Anaheim, Calif.
2000	North Dakota	<b>Boston College</b>	<b>Maine</b>	St. Lawrence	Providence, R.I.
2001	<b>Boston College</b>	North Dakota	Michigan	Michigan State	Albany, N.Y.
2002	Minnesota	<b>Maine</b>	<b>New Hampshire</b>	Michigan	St. Paul, Minn.
2003	Minnesota	<b>New Hampshire</b>	Cornell	Michigan	Buffalo, N.Y.
2004	Denver	<b>Maine</b>	<b>Boston College</b>	Minnesota Duluth	Boston, Mass.
2005	Denver	North Dakota	Colorado College	Minnesota	Columbus, Ohio
2006	Wisconsin	<b>Boston College</b>	<b>Maine</b>	North Dakota	Milwaukee, Wis.
2007	Michigan State	<b>Boston College</b>	<b>Maine</b>	North Dakota	St. Louis, Mo.
2008	<b>Boston College</b>	<b>Notre Dame</b>	Michigan	North Dakota	Denver, Colo.
2009	<b>Boston University</b>	Miami	Bemidji State	<b>Vermont</b>	Washington, D.C.
2010	<b>Boston College</b>	Wisconsin	Miami	RIT	Detroit, Mich.
2011	Minnesota-Duluth	Michigan	<b>Notre Dame</b>	North Dakota	St. Paul, Minn.
2012	<b>Boston College</b>	Ferris State	Minnesota	Union	Tampa, Fla.
2013	Yale	Quinnipiac	<b>UMass Lowell</b>	St. Cloud State	Pittsburgh, Pa.
2014	Union	Minnesota	<b>Boston College</b>	North Dakota	Philadelphia, Pa.
2015	<b>Providence</b>	<b>Boston University</b>	North Dakota	Omaha	Boston, Mass.
2016	North Dakota	Quinnipiac	<b>Boston College</b>	Denver	Tampa, Fla.
2017	Denver	Minnesota Duluth	<b>Notre Dame</b>	Harvard	Chicago, Ill.
2018	Minnesota Duluth	Notre Dame	Ohio State	Michigan	St. Paul, Minn.
2019	Minnesota Duluth	<b>Massachusetts</b>	<b>Providence</b>	Denver	Buffalo, N.Y.
2020	No NCAA Tournament (COVID-19 Pandemic)				<i>Detroit, Mich.</i>
2021	<b>Massachusetts</b>	St. Cloud State	Minnesota State	Minnesota Duluth	Pittsburgh, Pa.
2022	Denver	Minnesota State	Michigan	Minnesota	Boston, Mass.
2023	Quinnipiac	Minnesota	<b>Boston University</b>	Michigan	Tampa, Fla.

## 1993 NCAA CHAMPIONSHIP GAME

April 3, 1993 • Bradley Center • Milwaukee, Wis.

	<u>1</u>	<u>2</u>	<u>3</u>	<u>F</u>
Maine	2	0	3	5
Lake Superior State	1	3	0	4

### First Period:

Maine – Patrice Tardif (Latendresse), 0:03

Maine – Chris Ferraro (Imes, P. Ferraro), 7:10

LSSU – Mike Bachusz (Angelelli, Ness), 17:02

### Second Period:

LSSU – Clayton Beddoes (unassisted), 7:01 (PP)

LSSU – John Hendry (Beddoes), 15:46

LSSU – Wayne Strachan (Hullett), 18:42

### Third Period:

Maine – Jim Montgomery (Kariya), 4:19

Maine – Jim Montgomery (Imes, Kariya), 7:40

Maine – Jim Montgomery (Kariya), 8:54 (PP)

### Shots on Goal:

Maine – 11-10-8 – 29

LSSU – 6-10-8 – 24

### Saves:

Maine – Dunham 12, Snow 8

LSSU – Blaine Lacher 24

**Penalties:** Maine 5-10; LSSU 6-12

**Power Plays:** Maine 1 for 3; LSSU 1 for 2

**Most Outstanding Player:** Jim Montgomery (Maine)

## 1995 NCAA CHAMPIONSHIP GAME

April 1, 1995 • Providence Civic Center • Providence, R.I.

	<u>1</u>	<u>2</u>	<u>3</u>	<u>F</u>
Boston University	1	2	3	6
Maine	0	1	1	2

### First Period:

BU – Steve Thornton (unassisted), 14:57 (PP)

### Second Period:

BU – Chris O'Sullivan (Thornton, Grier), 7:27

BU – Jacques Joubert (Linna, Prendergast), 9:15 (PP)

Maine – Tim Lovell (Frenette, Thompson), 14:51

### Third Period:

Maine – Trevor Roenick (Rodrigue, Tory), 0:31 (PP)

BU – Mike Sylvia (Bates, Pandolfo), 5:23

BU – Chris O'Sullivan (Brennan, Grier), 8:30 (PP)

BU – Bob Lachance (Thornton), 18:47 (SH)

### Shots on Goal:

BU – 11-14-14 – 39

Maine – 9-5-9 – 23

### Saves:

BU – Tom Noble 21

Maine – Blair Allison 33

**Penalties:** BU 10-20; Maine 6-12

**Power Plays:** BU 3 for 4; Maine 1 for 8

**Most Outstanding Player:** Chris O'Sullivan (BU)

## 1999 NCAA CHAMPIONSHIP GAME

April 3, 1999 • Arrowhead Pond • Anaheim, Calif.

	<u>1</u>	<u>2</u>	<u>3</u>	<u>OT</u>	<u>F</u>
Maine	1	1	0	1	3
New Hampshire	0	1	1	0	2

### First Period:

Maine – Ben Guite (Vitorino, Kerluke), 15:47 (PP)

### Second Period:

Maine – Niko Dimitrakos (Cullen, Metcalf), 4:10

UNH – Darren Haydar (Souza, Conklin), 15:58

### Third Period:

UNH – Mike Souza (Krog, Haydar), 3:33

### Overtime:

Maine – Marcus Gustafsson (Larose), 10:50

### Shots on Goal:

Maine – 12-11-7-9 – 36

UNH – 16-19-8-5 – 48

### Saves:

Maine – Alfie Michaud 46

UNH – Ty Conklin 36

**Penalties:** Maine 8-16; UNH 9-26

**Power Plays:** Maine 1 for 7; UNH 0 for 7

**Most Outstanding Player:** Alfie Michaud (Maine)

## 2001 NCAA CHAMPIONSHIP GAME

April 7, 2001 • Pepsi Arena • Albany, NY

	<u>1</u>	<u>2</u>	<u>3</u>	<u>OT</u>	<u>F</u>
Boston College	0	2	0	1	3
North Dakota	0	0	2	0	2

### First Period:

No scoring

### Second Period:

BC – Chuck Kobasew (Giuliano), 5:26 (PP)

BC – Mike Lephart (Forrest, Allen), 8:50

### Third Period:

UND – Tim Skarperud (Roche, Lundbohm), 16:18 (PP)

UND – Wes Dorey (Schneekloth, Lundbohm), 19:24

### Overtime:

BC – Krys Kolanos (Voce, Kobasew), 4:43

### Shots on Goal:

BC – 9-12-7-3 – 31

UND – 9-9-16-3 – 37

### Saves:

BC – Scott Clemmensen 35

UND – Karl Goehring 28

**Penalties:** BC 7-14; UND 7-14

**Power Plays:** BC 1 for 7; UND 1 for 7

**Most Outstanding Player:** Chuck Kobasew (BC)

**2008 NCAA CHAMPIONSHIP GAME**  
**APRIL 12, 2008 • PEPSI CENTER • DENVER, COLO.**

	<u>1</u>	<u>2</u>	<u>3</u>	<u>F</u>
Boston College	0	3	1	4
Notre Dame	0	1	0	1

**First Period:**  
 No Goals

**Second Period:**  
 BC - Nathan Gerbe (Gibbons, Smith), 2:23  
 BC - Nathan Gerbe (Smith, Bertram), 5:37  
 BC - Joe Whitney (Gerbe, Ferriero), 8:11  
 ND - Kevin Deeth (Lawson, Cole), 9:07

**Third Period:**  
 BC - Ben Smith (Gerbe, Gibbons), 5:31

**Shots on Goal:** BC - 7-11-5 - 23  
 ND - 5-8-8 - 21  
**Saves:** BC - John Muse 20  
 ND - Jordan Pearce 19

**Penalties:** BC 8-16; ND 5-10  
**Power Plays:** BC 2 for 5; ND 0 for 8

**Most Outstanding Player:** Nathan Gerbe (BC)

**2010 NCAA CHAMPIONSHIP GAME**  
**April 10, 2010 • Ford Field • Detroit, Mich.**

	<u>1</u>	<u>2</u>	<u>3</u>	<u>F</u>
Boston College	1	0	4	5
Wisconsin	0	0	0	0

**First Period:**  
 BC - Ben Smith (S. Whitney, J. Whitney), 12:57

**Second Period:**  
 No Scoring

**Third Period:**  
 BC - Cam Atkinson (J. Whitney, Gibbons), 1:38  
 BC - Jimmy Hayes (Hayes, Samuelsson), 3:40  
 BC - Cam Atkinson (Gibbons, J. Whitney), 7:20  
 BC - Matt Price (unassisted), 15:29

**Shots on Goal:** BC - 12-6-8 - 26  
 WIS - 5-9-6 - 20  
**Saves:** BC - John Muse 20  
 WIS - Scott Gudmandson 21

**Penalties:** BC 4-8; WIS 6-12  
**Power Plays:** BC 2-5; WIS 0-3

**Most Outstanding Player:** Ben Smith (BC)

**2009 NCAA CHAMPIONSHIP GAME**  
**April 11, 2009 • Verizon Center • Washington, D.C.**

	<u>1</u>	<u>2</u>	<u>3</u>	<u>OT</u>	<u>F</u>
Miami	1	2	0	0	3
Boston Univeristy	1	0	2	1	4

**First Period:**  
 BU -- Chris Connolly (Warsofsky, Gryba), 15:15

**Second Period:**  
 MIA -- Gary Steffes (Miele, Palmer), 2:01

**Third Period:**  
 MIA -- Tommy Wingels (Camper), 12:31  
 MIA -- Trent Vogelhuber (Kaufman), 15:52  
 BU -- Zach Cohen (Bonino, Brandon Yip), 19:00  
 BU -- Nick Bonino (Gilroy, Higgins), 19:42

**Overtime:**  
 BU -- Colby Cohen (Shattenkirk, Connolly), 11:47

**Shots on Goal:** MIA – 10-9-9-4 – 32  
 BU – 9-7-7-9 – 32  
**Saves:** MIA – Cody Reichard- 28  
 BU – Kieran Millan- 29

**Penalties:** Miami 3-6; BU 8-16  
**Power Plays:** Miami 0-7; BU 0-2

**Most Outstanding Player:** Colby Cohen (BU)

**2012 NCAA CHAMPIONSHIP GAME**  
**April 7, 2012 • Tampa Bay Times Forum • Tampa, Fla.**

	<u>1</u>	<u>2</u>	<u>3</u>	<u>F</u>
Ferris State	1	0	0	1
Boston College	2	0	2	4

**First Period:**  
 BC - Steven Whitney - 15 (Almeida), 3:18  
 FSU- Garrett Thompson - 11 (Huff, Ouellette), 5:19  
 BC- Paul Carey - 18 (Dumoulin, Mullane), 10:33 (PP)

**Second Period:**  
 No Scoring

**Third Period:**  
 BC- Johnny Gaudreau - 21 (Hayes, Wey), 16:58  
 BC- Steven Whitney- 16 (Arnold), 18:57

**Shots on Goal:** FSU - 7-15-6 - 28  
 BC - 8-14-15 - 37  
**Saves:** FSU - Taylor Nelson 33  
 BC - Parker Milner 27

**Penalties:** FSU 4-8; BC 5-10  
**Power Plays:** FSU 0-4; BC 1-3

**Most Outstanding Player:** Parker Milner (BC)

**2015 NCAA CHAMPIONSHIP GAME**  
April 11, 2015 • TD Garden • Boston, Mass.

	<u>1</u>	<u>2</u>	<u>3</u>	<u>F</u>
Providence	1	1	2	4
Boston University	2	1	0	3

**First Period:**

PC – Anthony Florentino (Acciari, Luke), 9:25

BU – Ahti Oksanen, 12:50

BU – Danny O'Regan (Eichel), 12:54

**Second Period:**

PC – Mark Jankowski (Mingoia, Mauermann), 4:29 (PP)

BU – Cason Hohmann (Oksanen), 11:36

**Third Period:**

PC – Tom Parisi, 11:24

PC – Brandon Tanev (Rooney), 13:43

**Shots on Goal:**

PC – 6-17-20 – 43

BU – 18-22-12 – 52

**Saves:**

PC – Jon Gillies 49

BU – Matt O'Connor 39

**Penalties:** Providence 1-2; BU 3-6

**Power Plays:** Providence 1 for 3; BU 0 for 1

**Most Outstanding Player:** Jon Gillies (Providence)

**2021 NCAA CHAMPIONSHIP GAME**  
April 10, 2021 • PPG Paints Area • Pittsburgh, Pa.

	<u>1</u>	<u>2</u>	<u>3</u>	<u>F</u>
St. Cloud	0	0	0	0
UMass	2	2	1	5

**First Period:**

UMass - Aaron Bohlinger (Sullivan, Farmer), 7:26

UMass - Reed Lebster (Kiefiuk), 18:56

**Second Period:**

UMass - Lagunov, 5:10 (SH)

UMass - Matthew Kessel (Chau, Gaudet), 13:45 (PP)

**Third Period:**

UMass - Bobby Trivigno (Lebster), 6:00

**Shots on Goal:**

SCSU – 3-12-10 -- 25

UMass – 7-6-9 -- 22

**Saves:**

SCSU – Hrenak 17

UMass – Filip Lindberg 25

**Penalties:** SCSU 2-4, UMass 3-6

**Power Plays:** SCSU 0 for 3; UMass 1 for 2

**Most Outstanding Player:** Bobby Trivigno (UMass)



## 2023-24 Men's Ice Hockey Box Score Report

Mar 13, 2024, Start time: 07:03 PM, Toscano Family Ice Forum, Storrs, Connecticut  
Attendance: 2021

Game duration: 2:26

**VERMONT (13-19-3)**

**VS**

**UCONN (15-18-2)**

### Box score

	Prd	Time	Team		Scored by	Assists	Visitors on ice	Home on ice
1.	1st	15:28	UConn	PP	Matthew Wood/14	Jake Richard/10 Ryan Tattle/8	G35, 39, 18, 16, 9	G30, 6, 9, 71, 11, 22
2.	2nd	02:19	UVM	EV	Thomas Sinclair/5	Jeremie Bucheler/12	G35, 4, 33, 19, 16, 26	G30, 16, 18, 23, 20, 12
3.	3rd	13:53	UConn	PP	Andrew Lucas/5	Jake Richard/11 Matthew Wood/12	G35, 39, 4, 9, 26	G30, 6, 9, 11, 71, 22
4.	3rd	15:53	UConn	EV	Harrison Rees/3	Hudson Schandor/14 Andrew Lucas/11	G35, 4, 15, 10, 16	G30, 6, 27, 71, 22
5.	3rd	19:11	UConn	EN	Joey Muldowney/5	Tom Messineo/11	39, 10, 29, 19, 9, 26	G30, 16, 15, 9, 8, 21

### Goals by period

Team	1	2	3	Tot
UVM	0	1	0	1
UConn	1	0	3	4

### Shots by period

Team	1	2	3	Tot
UVM	10	7	10	27
UConn	12	5	10	27

### Team summary

#### Catamounts

#	Player	G	A	P	PM	BL	SH	+/-
4	Jeremie Bucheler	0	1	1	0	0	4	0
7	Chris Theodore	0	0	0	0	0	5	0
9	Joel Maatta	0	0	0	0	0	2	-1
10	Mario Gasparini	0	0	0	0	0	0	-2
12	Andrei Buyalsky	0	0	0	2	0	3	0
13	Timofei Spitserov	0	0	0	0	0	1	0
15	Luca Münzenberger	0	0	0	12	0	1	-1
16	Will Zapernick	0	0	0	0	0	0	0
18	Massimo Lombardi	0	0	0	0	0	0	0
19	Simon Jellus	0	0	0	0	0	0	0
20	Xavier Henry	0	0	0	0	0	1	0
22	Isak Walther	0	0	0	0	1	1	0
23	Ryan Miotto	0	0	0	2	0	3	0
24	Duncan Ramsay	0	0	0	0	0	2	0
26	Thomas Sinclair	1	0	1	0	0	1	0
29	Jens Richards	0	0	0	0	0	1	-1
32	Zach Dubinsky	0	0	0	0	0	0	0
33	Philip Törnqvist	0	0	0	0	1	0	1
35	Gabe Carriere	0	0	0	0	0	0	0
39	Ralfs Bergmanis	0	0	0	0	0	2	-1
1	Connor MacKenzie				dnp			
50	Axel Mangbo				dnp			
<b>Totals:</b>		<b>1</b>	<b>1</b>	<b>2</b>	<b>16</b>	<b>2</b>	<b>27</b>	<b>-5</b>

#### Huskies

#	Player	G	A	P	PM	BL	SH	+/-
2	Jack Pascucci	0	0	0	0	1	2	0
6	Andrew Lucas	1	1	2	0	0	3	1
8	Joey Muldowney	1	0	1	0	0	6	1
9	Ryan Tattle	0	1	1	0	0	1	1
10	Tristan Fraser	0	0	0	0	0	0	0
11	Jake Richard	0	2	2	0	1	1	0
12	Oliver Flynn	0	0	0	0	0	0	-1
13	Samu Salminen	0	0	0	0	0	0	0
15	Tom Messineo	0	1	1	0	1	0	1
16	Jake Flynn	0	0	0	0	0	1	0
17	Jake Percival	0	0	0	2	0	3	0
18	John Spetz	0	0	0	2	2	1	-1
19	Jake Black	0	0	0	0	0	0	0
20	Chase Bradley	0	0	0	2	1	0	-1
21	Nick Capone	0	0	0	0	1	3	1
22	Hudson Schandor	0	1	1	0	0	2	1
23	Tabor Heaslip	0	0	0	0	1	0	-1
27	Harrison Rees	1	0	1	0	0	1	1
30	Arsenii Sergeev	0	0	0	0	0	0	0
71	Matthew Wood	1	1	2	0	0	3	1
1	Ethan Haider				dnp			
31	Matt Pasquale				dnp			
<b>Totals:</b>		<b>4</b>	<b>7</b>	<b>11</b>	<b>6</b>	<b>8</b>	<b>27</b>	<b>4</b>

### Power play goals-ATT (SH)

Period	UVM	UConn
1st	0-0(0)	1-1(3)
2nd	0-1(0)	0-0(0)
3rd	0-1(0)	1-1(2)
<b>Total</b>	<b>0-2(0)</b>	<b>2-2(5)</b>

### Penalty minutes

Period	UVM	UConn
1st	1-2	0-0
2nd	0-0	1-2
3rd	3-14	2-4
<b>Total</b>	<b>4-16</b>	<b>3-6</b>

### Three stars

1. Andrew Lucas
2. Matthew Wood
3. Jake Richard

### Officials

Referee: Walker Holton  
 Referee: Terrence Murphy  
 Linesman: Kevin Briganti  
 Linesman: Nicholas Briganti

### Goaltenders

#### Catamounts

#	Player	Min	GA	1	2	3	Saves
35	Gabe Carriere	58:45	3	11	5	7	23
TM	EMPTY NET	01:15	1	0	0	0	0
<b>Loss - Gabe Carriere (13-18-3)</b>							

#### Huskies

#	Player	Min	GA	1	2	3	Saves
30	Arsenii Sergeev	60:00	1	10	6	10	26
<b>Win - Arsenii Sergeev (8-7-0)</b>							

Referee's Signature \_\_\_\_\_







## 2023-24 Men's Ice Hockey Box Score Report

Mar 13, 2024, Start time: 07:03 PM, Toscano Family Ice Forum, Storrs, Connecticut  
Attendance: 2021

Game duration: 2:26

### Penalty summary

Prd	Player	Team	Min	Offense	Time	
1st	Ryan Miotto	UVM	2	Tripping	14:51	PP
2nd	Chase Bradley	UConn	2	Tripping	03:47	PP
3rd	Luca Münzenberger	UVM	2	Hooking	12:32	PP
3rd	Luca Münzenberger	UVM	10	Game misconduct	14:25	

Prd	Player	Team	Min	Offense	Time	
3rd	Andrei Buyalsky	UVM	2	Roughing	14:25	
3rd	Jake Percival	UConn	2	Roughing	14:25	
3rd	John Spetz	UConn	2	Holding	16:24	PP

### Faceoff summary

#### Catamounts

#	Player	W	L	FO%
9	Joel Maatta	9	12	42.9
32	Zach Dubinsky	5	7	41.7
23	Ryan Miotto	4	11	26.7
19	Simon Jellus	2	1	66.7
16	Will Zapernick	0	2	0.0
18	Massimo Lombardi	0	2	0.0
26	Thomas Sinclair	0	7	0.0
<b>Totals:</b>		<b>20</b>	<b>42</b>	<b>32.3</b>


#### Huskies

#	Player	W	L	FO%
22	Hudson Schandor	18	9	66.7
13	Samu Salminen	14	2	87.5
21	Nick Capone	6	5	54.5
23	Tabor Heaslip	4	2	66.7
10	Tristan Fraser	0	2	0.0
<b>Totals:</b>		<b>42</b>	<b>20</b>	<b>67.7</b>

### Faceoff chart

#### Catamounts

FACEOFFS	WON
1st Period	7
2nd Period	5
3rd Period	8
At even strength	19
Power play	1
Short handed	0



#### Huskies

WON	FACEOFFS
11	1st Period
15	2nd Period
16	3rd Period
38	At even strength
2	Power play
2	Short handed

### Power play summary

#### Catamounts

Prd	Start	End	Elapsed	Shots	(Opp)
2	03:47	05:47	02:00	0	0
3	16:24	18:24	02:00	0	0
Summary: 2 opps, 0 shots, 0 goal, time 04:00					

#### Huskies

Prd	Start	End	Elapsed	Shots	(Opp)	
1	14:51	15:28	00:37	3	0	PPG
3	12:32	13:53	01:21	2	0	PPG
Summary: 2 opps, 5 shots, 2 goal, time 01:58						

### Shootout summary

No Shootouts

### Penalty shot summary

No Penalty Shots

Referee's Signature \_\_\_\_\_



2023-24 Men's Ice Hockey  
Play By Play Report

Mar 13, 2024, Start time: 07:03 PM, Toscano Family Ice Forum, Storrs, Connecticut  
Attendance: 2021

Game duration: 2:26

VERMONT 1 - 4 UCONN

Scoring by period

Team	1	2	3
VERMONT	0	1	0
UCONN	1	0	3

Start of 1st period

Catamounts				Huskies
Action	Time	Score	On Ice	Action
Starting lineups <b>UVM</b> : #35 Gabe Carriere, #29 Jens Richards, #9 Joel Maatta, #22 Isak Walther, #33 Philip Törnqvist, #4 Jeremie Bucheler.	00:00			Starting lineups <b>UConn</b> : #30 Arsenii Sergeev, #20 Chase Bradley, #22 Hudson Schandor, #11 Jake Richard, #18 John Spetz, #16 Jake Flynn.
Start of 1st period.	00:00			Start of 1st period.
Faceoff #9 Joel Maatta vs #22 Hudson Schandor won by <b>UVM</b> .	00:00			
	01:15			Faceoff #23 Ryan Miotto vs #13 Samu Salminen won by <b>UConn</b> .
Shot by <b>UVM</b> #7 Chris Theodore BLOCKED by #18 John Spetz.	01:30			
Shot by <b>UVM</b> #24 Duncan Ramsay, saved by #30 Arsenii Sergeev.	01:51			
Shot by <b>UVM</b> #15 Luca Münzenberger, saved by #30 Arsenii Sergeev.	02:07			
	02:07			Faceoff #26 Thomas Sinclair vs #23 Tabor Heaslip won by <b>UConn</b> .
	04:16			Shot by <b>UConn</b> #18 John Spetz BLOCKED by #22 Isak Walther.
	04:33			Shot by <b>UConn</b> #18 John Spetz, saved by #35 Gabe Carriere.
	04:48			Shot by <b>UConn</b> #21 Nick Capone, saved by #35 Gabe Carriere.
Media Timeout.	06:44			Media Timeout.
	06:44			Faceoff #26 Thomas Sinclair vs #13 Samu Salminen won by <b>UConn</b> .
	07:00			Shot by <b>UConn</b> #8 Joey Muldowney, saved by #35 Gabe Carriere.
	07:08			Shot by <b>UConn</b> #9 Ryan Tattle, saved by #35 Gabe Carriere.
Shot by <b>UVM</b> #29 Jens Richards OFF TARGET.	07:32			
Shot by <b>UVM</b> #33 Philip Törnqvist OFF TARGET.	07:37			
	08:11			Shot by <b>UConn</b> #2 Jack Pascucci, saved by #35 Gabe Carriere.
Faceoff #32 Zach Dubinsky vs #10 Tristan Fraser won by <b>UVM</b> .	08:11			
Shot by <b>UVM</b> #13 Timofei Spitserev BLOCKED by #23 Tabor Heaslip.	08:29			
Faceoff #32 Zach Dubinsky vs #22 Hudson Schandor won by <b>UVM</b> .	08:29			
Shot by <b>UVM</b> #12 Andrei Buyalsky OFF TARGET.	08:39			
Shot by <b>UVM</b> #4 Jeremie Bucheler, saved by #30 Arsenii Sergeev.	09:06			
Faceoff #23 Ryan Miotto vs #13 Samu Salminen won by <b>UVM</b> .	09:19			
Shot by <b>UVM</b> #4 Jeremie Bucheler, saved by #30 Arsenii Sergeev.	09:51			
Shot by <b>UVM</b> #26 Thomas Sinclair OFF TARGET.	10:02			
	10:16			Shot by <b>UConn</b> #21 Nick Capone, saved by #35 Gabe Carriere.
	10:21			Shot by <b>UConn</b> #8 Joey Muldowney, saved by #35 Gabe Carriere.
	10:50			Shot by <b>UConn</b> #2 Jack Pascucci, saved by #35 Gabe Carriere.
Media Timeout.	11:26			Media Timeout.
Faceoff #9 Joel Maatta vs #22 Hudson Schandor won by <b>UVM</b> .	11:26			



## 2023-24 Men's Ice Hockey Play By Play Report

Mar 13, 2024, Start time: 07:03 PM, Toscano Family Ice Forum, Storrs, Connecticut  
Attendance: 2021

Game duration: 2:26

Action	Time	Score	On Ice	Action
	11:38			Shot by <b>UConn</b> #22 Hudson Schandor, saved by #35 Gabe Carriere.
Shot by <b>UVM</b> #13 Timofei Spitserev, saved by #30 Arsenii Sergeev.	12:04			
	12:04			Faceoff #32 Zach Dubinsky vs #13 Samu Salminen won by <b>UConn</b> .
	12:54			Faceoff #26 Thomas Sinclair vs #21 Nick Capone won by <b>UConn</b> .
	13:11			Shot by <b>UConn</b> #17 Jake Percival OFF TARGET.
Shot by <b>UVM</b> #19 Simon Jellus BLOCKED by #2 Jack Pascucci.	13:32			
Shot by <b>UVM</b> #4 Jeremie Bucheler BLOCKED by #21 Nick Capone.	13:37			
Shot by <b>UVM</b> #9 Joel Maatta OFF TARGET.	13:57			
Media Timeout.	14:15			Media Timeout.
	14:15			Faceoff #32 Zach Dubinsky vs #22 Hudson Schandor won by <b>UConn</b> .
	14:22			Shot by <b>UConn</b> #18 John Spetz OFF TARGET.
Shot by <b>UVM</b> #12 Andrei Buyalsky, saved by #30 Arsenii Sergeev.	14:35			
	14:35			Faceoff #23 Ryan Miotto vs #13 Samu Salminen won by <b>UConn</b> .
Penalty on #23 Ryan Miotto <b>UVM</b> 2 minutes for <b>TRIPPING</b> .	14:51			
	14:51			Faceoff #9 Joel Maatta vs #22 Hudson Schandor won by <b>UConn</b> .
	14:51			<b>UConn</b> start of power play.
	15:04			Shot by <b>UConn</b> #9 Ryan Tattle ON PIPE.
	15:12			Shot by <b>UConn</b> #11 Jake Richard, saved by #35 Gabe Carriere.
	15:25			Shot by <b>UConn</b> #71 Matthew Wood, saved by #35 Gabe Carriere.
	15:28	0 - 1	4 - 5	GOAL by <b>UConn</b> #71 Matthew Wood, Assist by #11 Jake Richard and #9 Ryan Tattle, On ice for <b>UConn</b> : #30 Arsenii Sergeev, #71 Matthew Wood, #6 Andrew Lucas, #11 Jake Richard, #9 Ryan Tattle, #22 Hudson Schandor. On ice for <b>UVM</b> : #35 Gabe Carriere, #9 Joel Maatta, #18 Massimo Lombardi, #39 Ralfs Bergmanis, #16 Will Zapernick.
<b>UVM</b> #23 Ryan Miotto penalty complete.	15:28			
	15:28			<b>UConn</b> end of power play.
Faceoff #32 Zach Dubinsky vs #21 Nick Capone won by <b>UVM</b> .	15:28			
Shot by <b>UVM</b> #24 Duncan Ramsay, saved by #30 Arsenii Sergeev.	15:54			
Faceoff #23 Ryan Miotto vs #22 Hudson Schandor won by <b>UVM</b> .	15:54			
Shot by <b>UVM</b> #7 Chris Theodore, saved by #30 Arsenii Sergeev.	15:58			
Shot by <b>UVM</b> #23 Ryan Miotto BLOCKED by #20 Chase Bradley.	16:20			
	16:26			Faceoff #9 Joel Maatta vs #22 Hudson Schandor won by <b>UConn</b> .
	16:48			Shot by <b>UConn</b> #16 Jake Flynn BLOCKED by #33 Philip Törnqvist.
	17:43			Faceoff #32 Zach Dubinsky vs #13 Samu Salminen won by <b>UConn</b> .
Shot by <b>UVM</b> #13 Timofei Spitserev BLOCKED by #18 John Spetz.	18:03			
	18:08			Faceoff #23 Ryan Miotto vs #21 Nick Capone won by <b>UConn</b> .
	18:42			Shot by <b>UConn</b> #6 Andrew Lucas OFF TARGET.
Shot by <b>UVM</b> #22 Isak Walther, saved by #30 Arsenii Sergeev.	19:17.4			
Shot by <b>UVM</b> #9 Joel Maatta, saved by #30 Arsenii Sergeev.	19:26.5			
End of 1st period.	20:00.0			End of 1st period.



## 2023-24 Men's Ice Hockey Play By Play Report

Mar 13, 2024, Start time: 07:03 PM, Toscano Family Ice Forum, Storrs, Connecticut  
Attendance: 2021

Game duration: 2:26

### Start of 2nd period

Catamounts				Huskies
Action	Time	Score	On Ice	Action
Start of 2nd period.	00:00			Start of 2nd period.
Faceoff #9 Joel Maatta vs #22 Hudson Schandor won by <b>UVM</b> .	00:00			
Shot by <b>UVM</b> #4 Jeremie Bucheler BLOCKED by #11 Jake Richard.	00:40			
	00:41			Faceoff #23 Ryan Miotto vs #21 Nick Capone won by <b>UConn</b> .
Shot by <b>UVM</b> #12 Andrei Buyalsky OFF TARGET.	01:38			
	01:38			Faceoff #32 Zach Dubinsky vs #13 Samu Salminen won by <b>UConn</b> .
	02:02			Faceoff #26 Thomas Sinclair vs #13 Samu Salminen won by <b>UConn</b> .
GOAL by <b>UVM</b> #26 Thomas Sinclair, Assist by #4 Jeremie Bucheler, On ice for <b>UVM</b> : #35 Gabe Carriere, #26 Thomas Sinclair, #16 Will Zapernick, #4 Jeremie Bucheler, #33 Philip Törnqvist, #19 Simon Jellus. On ice for <b>UConn</b> : #30 Arsenii Sergeev, #12 Oliver Flynn, #16 Jake Flynn, #18 John Spetz, #23 Tabor Heaslip, #20 Chase Bradley.	02:19	1 - 1	5 - 5	
	02:19			Faceoff #9 Joel Maatta vs #23 Tabor Heaslip won by <b>UConn</b> .
	03:47			Penalty on #20 Chase Bradley <b>UConn</b> 2 minutes for <b>TRIPPING</b> .
Faceoff #9 Joel Maatta vs #23 Tabor Heaslip won by <b>UVM</b> .	03:47			
<b>UVM</b> start of power play.	03:47			
Shot by <b>UVM</b> #12 Andrei Buyalsky OFF TARGET.	04:07			
	04:08			Faceoff #19 Simon Jellus vs #22 Hudson Schandor won by <b>UConn</b> .
Shot by <b>UVM</b> #19 Simon Jellus BLOCKED by #15 Tom Messineo.	05:05			
	05:47			<b>UConn</b> #20 Chase Bradley penalty complete.
<b>UVM</b> end of power play.	05:47			
	05:48			Faceoff #26 Thomas Sinclair vs #13 Samu Salminen won by <b>UConn</b> .
	06:42			Shot by <b>UConn</b> #71 Matthew Wood OFF TARGET.
	06:52			Shot by <b>UConn</b> #15 Tom Messineo OFF TARGET.
Shot by <b>UVM</b> #32 Zach Dubinsky OFF TARGET.	07:32			
Shot by <b>UVM</b> #20 Xavier Henry, saved by #30 Arsenii Sergeev.	07:59			
Shot by <b>UVM</b> #12 Andrei Buyalsky, saved by #30 Arsenii Sergeev.	08:06			
Media Timeout.	08:06			Media Timeout.
	08:06			Faceoff #23 Ryan Miotto vs #22 Hudson Schandor won by <b>UConn</b> .
Shot by <b>UVM</b> #4 Jeremie Bucheler, saved by #30 Arsenii Sergeev.	08:39			
	09:04			Faceoff #9 Joel Maatta vs #23 Tabor Heaslip won by <b>UConn</b> .
Shot by <b>UVM</b> #12 Andrei Buyalsky, saved by #30 Arsenii Sergeev.	10:31			
Media Timeout.	11:22			Media Timeout.
	11:22			Faceoff #26 Thomas Sinclair vs #21 Nick Capone won by <b>UConn</b> .
	11:32			Shot by <b>UConn</b> #8 Joey Muldowney, saved by #35 Gabe Carriere.
Faceoff #23 Ryan Miotto vs #21 Nick Capone won by <b>UVM</b> .	11:32			
	12:03			Shot by <b>UConn</b> #17 Jake Percival, saved by #35 Gabe Carriere.
	12:05			Shot by <b>UConn</b> #17 Jake Percival, saved by #35 Gabe Carriere.
	12:36			Shot by <b>UConn</b> #23 Tabor Heaslip ON PIPE.
	12:43			Faceoff #9 Joel Maatta vs #13 Samu Salminen won by <b>UConn</b> .



## 2023-24 Men's Ice Hockey Play By Play Report

Mar 13, 2024, Start time: 07:03 PM, Toscano Family Ice Forum, Storrs, Connecticut  
Attendance: 2021

Game duration: 2:26

Action	Time	Score	On Ice	Action
Faceoff #9 Joel Maatta vs #13 Samu Salminen won by <b>UVM</b> .	12:51			
	13:36			Shot by <b>UConn</b> #2 Jack Pascucci OFF TARGET.
Media Timeout.	16:07			Media Timeout.
	16:07			Faceoff #9 Joel Maatta vs #13 Samu Salminen won by <b>UConn</b> .
	16:13			Faceoff #9 Joel Maatta vs #13 Samu Salminen won by <b>UConn</b> .
	16:59			Faceoff #23 Ryan Miotto vs #22 Hudson Schandor won by <b>UConn</b> .
	17:04			Shot by <b>UConn</b> #6 Andrew Lucas, saved by #35 Gabe Carriere.
	17:04			Faceoff #23 Ryan Miotto vs #22 Hudson Schandor won by <b>UConn</b> .
Shot by <b>UVM</b> #7 Chris Theodore, saved by #30 Arsenii Sergeev.	17:29			
Shot by <b>UVM</b> #23 Ryan Miotto, saved by #30 Arsenii Sergeev.	18:10			
Faceoff #19 Simon Jellus vs #21 Nick Capone won by <b>UVM</b> .	18:11			
	19:00.3			Shot by <b>UConn</b> #21 Nick Capone, saved by #35 Gabe Carriere.
	19:02.6			Faceoff #9 Joel Maatta vs #22 Hudson Schandor won by <b>UConn</b> .
	19:06.7			Shot by <b>UConn</b> #27 Harrison Rees OFF TARGET.
End of 2nd period.	20:00.0			End of 2nd period.



## 2023-24 Men's Ice Hockey Play By Play Report

Mar 13, 2024, Start time: 07:03 PM, Toscano Family Ice Forum, Storrs, Connecticut  
Attendance: 2021

Game duration: 2:26

### Start of 3rd period

Catamounts					Huskies
Action	Time	Score	On Ice	Action	
Start of 3rd period.	00:00			Start of 3rd period.	
Faceoff #9 Joel Maatta vs #22 Hudson Schandor won by <b>UVM</b> .	00:00				
	00:10			Faceoff #9 Joel Maatta vs #22 Hudson Schandor won by <b>UConn</b> .	
	00:16			Faceoff #9 Joel Maatta vs #22 Hudson Schandor won by <b>UConn</b> .	
Shot by <b>UVM</b> #29 Jens Richards OFF TARGET.	00:45				
	03:22			Shot by <b>UConn</b> #22 Hudson Schandor, saved by #35 Gabe Carriere.	
	03:36			Faceoff #26 Thomas Sinclair vs #13 Samu Salminen won by <b>UConn</b> .	
	03:41			Shot by <b>UConn</b> #27 Harrison Rees OFF TARGET.	
Faceoff #9 Joel Maatta vs #21 Nick Capone won by <b>UVM</b> .	03:59				
Shot by <b>UVM</b> #39 Ralfs Bergmanis, saved by #30 Arsenii Sergeev.	04:04				
Shot by <b>UVM</b> #9 Joel Maatta, saved by #30 Arsenii Sergeev.	04:31				
Shot by <b>UVM</b> #23 Ryan Miotto, saved by #30 Arsenii Sergeev.	05:32				
Faceoff #32 Zach Dubinsky vs #22 Hudson Schandor won by <b>UVM</b> .	05:32				
Shot by <b>UVM</b> #4 Jeremie Bucheler OFF TARGET.	05:38				
	06:40			Shot by <b>UConn</b> #71 Matthew Wood OFF TARGET.	
Media Timeout.	06:42			Media Timeout.	
	06:42			Faceoff #9 Joel Maatta vs #13 Samu Salminen won by <b>UConn</b> .	
	07:49			Shot by <b>UConn</b> #17 Jake Percival, saved by #35 Gabe Carriere.	
	08:05			Shot by <b>UConn</b> #6 Andrew Lucas, saved by #35 Gabe Carriere.	
Faceoff #23 Ryan Miotto vs #23 Tabor Heaslip won by <b>UVM</b> .	08:05				
Shot by <b>UVM</b> #7 Chris Theodore, saved by #30 Arsenii Sergeev.	08:21				
	08:21			Faceoff #23 Ryan Miotto vs #22 Hudson Schandor won by <b>UConn</b> .	
Shot by <b>UVM</b> #7 Chris Theodore, saved by #30 Arsenii Sergeev.	08:42				
	09:03			Faceoff #32 Zach Dubinsky vs #13 Samu Salminen won by <b>UConn</b> .	
	10:02			Shot by <b>UConn</b> #8 Joey Muldowney, saved by #35 Gabe Carriere.	
	10:13			Shot by <b>UConn</b> #8 Joey Muldowney OFF TARGET.	
Faceoff #9 Joel Maatta vs #10 Tristan Fraser won by <b>UVM</b> .	10:22				
Shot by <b>UVM</b> #22 Isak Walther OFF TARGET.	10:25				
Shot by <b>UVM</b> #4 Jeremie Bucheler, saved by #30 Arsenii Sergeev.	10:56				
Media Timeout.	11:58			Media Timeout.	
	11:58			Faceoff #23 Ryan Miotto vs #21 Nick Capone won by <b>UConn</b> .	
	12:17			Shot by <b>UConn</b> #17 Jake Percival OFF TARGET.	
Penalty on #15 Luca Münzenberger <b>UVM</b> 2 minutes for <b>HOOKING</b> .	12:32				
	12:32			<b>UConn</b> start of power play.	
	12:32			Faceoff #16 Will Zapernick vs #22 Hudson Schandor won by <b>UConn</b> .	
	13:04			Shot by <b>UConn</b> #71 Matthew Wood, saved by #35 Gabe Carriere.	
	13:09			Faceoff #16 Will Zapernick vs #22 Hudson Schandor won by <b>UConn</b> .	



## 2023-24 Men's Ice Hockey Play By Play Report

Mar 13, 2024, Start time: 07:03 PM, Toscano Family Ice Forum, Storrs, Connecticut  
Attendance: 2021

Game duration: 2:26

Action	Time	Score	On Ice	Action
	13:53	1 - 2	4 - 5	GOAL by <b>UConn</b> #6 Andrew Lucas, Assist by #11 Jake Richard and #71 Matthew Wood, On ice for <b>UConn</b> : #30 Arsenii Sergeev, #6 Andrew Lucas, #11 Jake Richard, #22 Hudson Schandor, #9 Ryan Tattle, #71 Matthew Wood. On ice for <b>UVM</b> : #35 Gabe Carriere, #9 Joel Maatta, #39 Ralfs Bergmanis, #4 Jeremie Bucheler, #26 Thomas Sinclair.
<b>UVM</b> #15 Luca Münzenberger penalty complete.	13:53			
	13:53			<b>UConn</b> end of power play.
Faceoff #32 Zach Dubinsky vs #21 Nick Capone won by <b>UVM</b> .	13:53			
	14:17			Shot by <b>UConn</b> #17 Jake Percival OFF TARGET.
	14:25			Shot by <b>UConn</b> #8 Joey Muldowney, saved by #35 Gabe Carriere.
Penalty on #15 Luca Münzenberger <b>UVM</b> 10 minutes for <b>GAME MISCONDUCT</b> .	14:25			
Penalty on #12 Andrei Buyalsky <b>UVM</b> 2 minutes for <b>ROUGHING</b> .	14:25			
	14:25			Penalty on #17 Jake Percival <b>UConn</b> 2 minutes for <b>ROUGHING</b> .
Faceoff #9 Joel Maatta vs #22 Hudson Schandor won by <b>UVM</b> .	14:25			
Media Timeout.	14:25			Media Timeout.
	14:25			Faceoff #23 Ryan Miotto vs #22 Hudson Schandor won by <b>UConn</b> .
Shot by <b>UVM</b> #39 Ralfs Bergmanis, saved by #30 Arsenii Sergeev.	14:38			
	14:38			Faceoff #18 Massimo Lombardi vs #22 Hudson Schandor won by <b>UConn</b> .
	15:13			Shot by <b>UConn</b> #16 Jake Flynn, saved by #35 Gabe Carriere.
	15:34			Shot by <b>UConn</b> #8 Joey Muldowney OFF TARGET.
	15:35			Faceoff #18 Massimo Lombardi vs #22 Hudson Schandor won by <b>UConn</b> .
	15:53	1 - 3	5 - 5	GOAL by <b>UConn</b> #27 Harrison Rees, Assist by #22 Hudson Schandor and #6 Andrew Lucas, On ice for <b>UConn</b> : #30 Arsenii Sergeev, #27 Harrison Rees, #22 Hudson Schandor, #6 Andrew Lucas, #71 Matthew Wood. On ice for <b>UVM</b> : #35 Gabe Carriere, #4 Jeremie Bucheler, #15 Luca Münzenberger, #16 Will Zapernick, #10 Mario Gasparini.
	15:53			Faceoff #32 Zach Dubinsky vs #23 Tabor Heaslip won by <b>UConn</b> .
EMPTY NET for <b>UVM</b> .	16:22			
Goalie #35 Gabe Carriere in for <b>UVM</b> .	16:24			
	16:24			Penalty on #18 John Spetz <b>UConn</b> 2 minutes for <b>HOLDING</b> .
<b>UVM</b> start of power play.	16:24			
	16:24			Faceoff #23 Ryan Miotto vs #22 Hudson Schandor won by <b>UConn</b> .
<b>UVM</b> #12 Andrei Buyalsky penalty complete.	16:25			
Faceoff #19 Simon Jellus vs #22 Hudson Schandor won by <b>UVM</b> .	17:25			
Shot by <b>UVM</b> #18 Massimo Lombardi OFF TARGET.	17:43			
EMPTY NET for <b>UVM</b> .	17:44			
	18:24			<b>UConn</b> #18 John Spetz penalty complete.
<b>UVM</b> end of power play.	18:24			
Shot by <b>UVM</b> #7 Chris Theodore, saved by #30 Arsenii Sergeev.	18:28			
Goalie #35 Gabe Carriere in for <b>UVM</b> .	18:50			
	18:50			Faceoff #9 Joel Maatta vs #21 Nick Capone won by <b>UConn</b> .
	18:53			Shot by <b>UConn</b> #9 Ryan Tattle OFF TARGET.
EMPTY NET for <b>UVM</b> .	19:03.9			
Shot by <b>UVM</b> #29 Jens Richards, saved by #30 Arsenii Sergeev.	19:05.0			



2023-24 Men's Ice Hockey  
Play By Play Report

Mar 13, 2024, Start time: 07:03 PM, Toscano Family Ice Forum, Storrs, Connecticut  
Attendance: 2021

Game duration: 2:26

Action	Time	Score	On Ice	Action
	19:10.2	1 - 4	5 - 5	GOAL by <b>UConn</b> #8 Joey Muldowney, Assist by #15 Tom Messineo, On ice for <b>UConn</b> : #30 Arsenii Sergeev, #9 Ryan Tattle, #16 Jake Flynn, #15 Tom Messineo, #21 Nick Capone, #8 Joey Muldowney. On ice for <b>UVM</b> : #29 Jens Richards, #9 Joel Maatta, #39 Ralfs Bergmanis, #10 Mario Gasparini, #26 Thomas Sinclair, #19 Simon Jellus.
Goalie #35 Gabe Carriere in for <b>UVM</b> .	19:10.2			
	19:10.2			Faceoff #32 Zach Dubinsky vs #22 Hudson Schandor won by <b>UConn</b> .
Shot by <b>UVM</b> #23 Ryan Miotto, saved by #30 Arsenii Sergeev.	19:39.4			
End of 3rd period.	20:00.0			End of 3rd period.
	20:00.0			<b>UConn</b> #17 Jake Percival penalty complete.





## 2023-24 Men's Ice Hockey Shot Chart Report

Mar 13, 2024, Start time: 07:03 PM, Toscano Family Ice Forum, Storrs, Connecticut  
Attendance: 2021

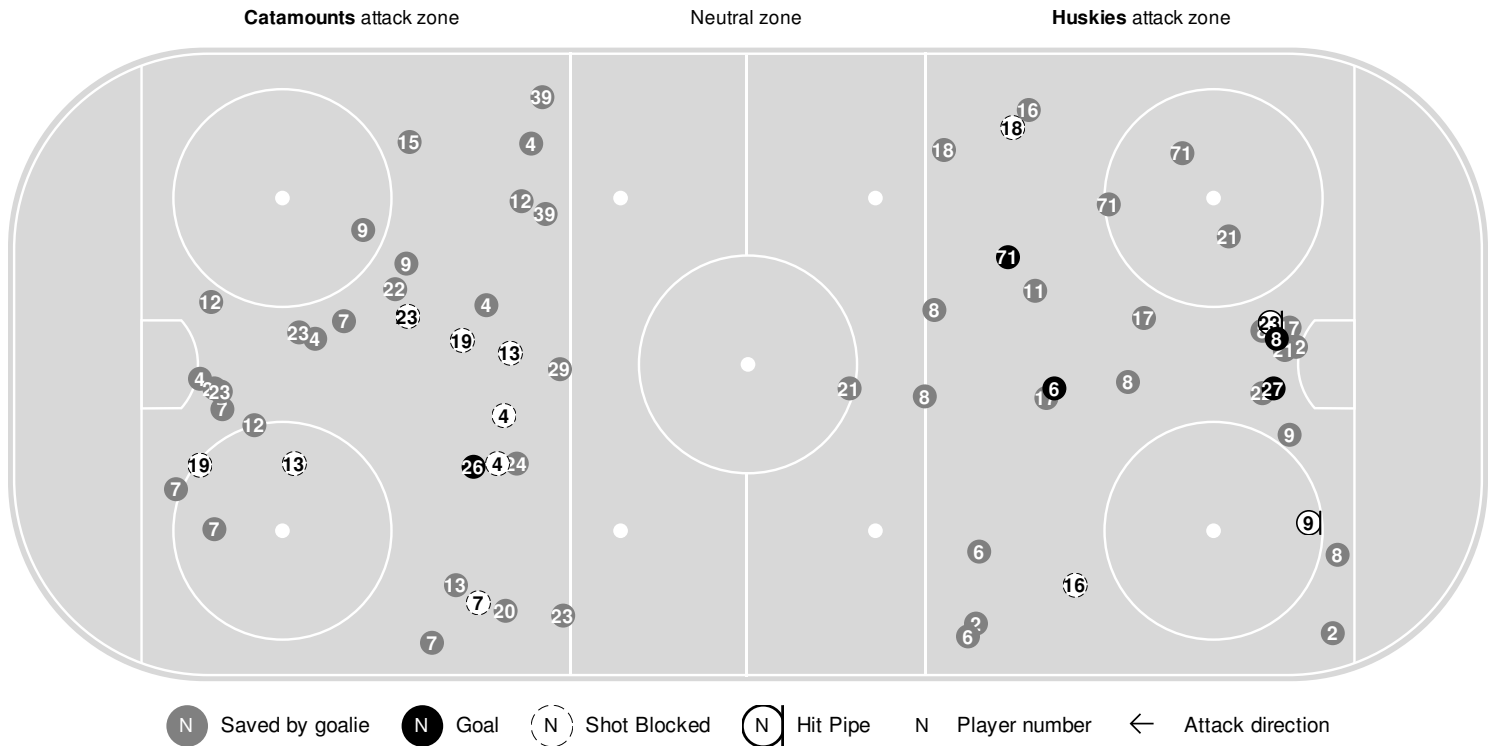
Game duration: 2:26

**VERMONT**      **1 - 4**      **UCONN**

### Scoring by period

Team	1	2	3
Vermont	0	1	0
UConn	1	0	3

### Shot chart



N Saved by goalie   
 N Goal   
 N Shot Blocked   
 N Hit Pipe   
 N Player number   
 ← Attack direction

### Shot summary

	Catamounts					Huskies			
	1	2	3	Tot		1	2	3	Tot
Total shots attempted	21	12	14	47		18	10	17	45
Blocked by defense	6	2	0	8		2	0	0	2
Shots Off Target	5	3	4	12		3	4	7	14
Pipes	0	0	0	0		1	1	0	2
Total shots on-target	10	7	10	27		12	5	10	27
Shots saved by goalie <b>Gabe Carriere</b>	11	5	7	23		10	6	10	26
<b>Goals scored:</b>				<b>1</b>		<b>Goals scored:</b>			<b>4</b>



## 2023-24 Men's Ice Hockey Shot Chart (Advanced) Report

Mar 13, 2024, Start time: 07:03 PM, Toscano Family Ice Forum, Storrs, Connecticut  
Attendance: 2021

Game duration: 2:26

**VERMONT**

**1 - 4**

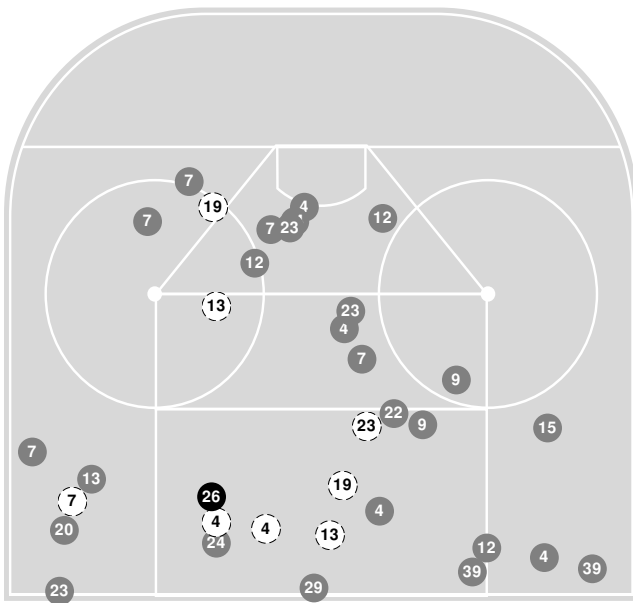
**UCONN**

### Scoring by period

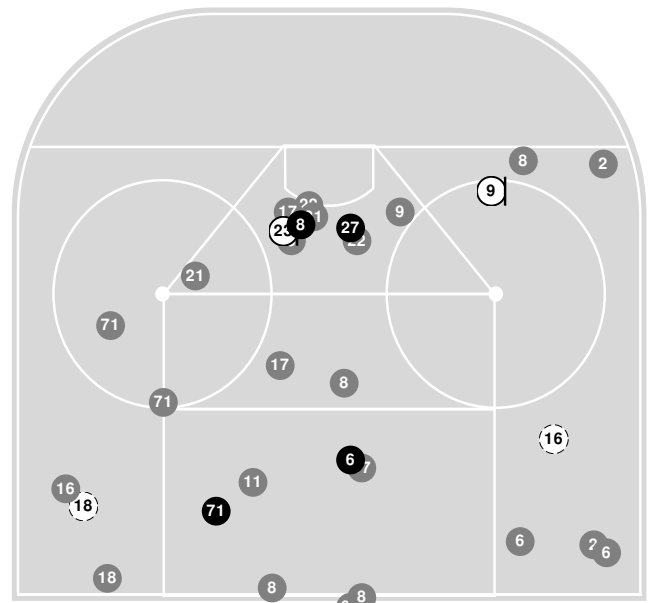
Team	1	2	3
Vermont	0	1	0
UConn	1	0	3

### Shot chart

Catamounts Attack zone



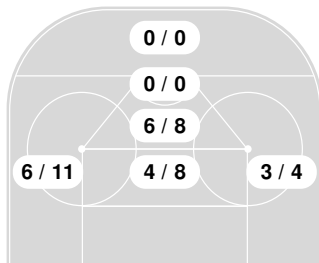
Huskies Attack zone



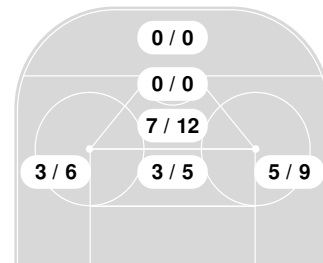
(N) Saved by goalie  
 (N) Goal  
 (N) Shot On-target  
 (N) Shot Blocked  
 (N) Hit Pipe  
 N Player number

### Shot statistics

Catamounts Attack zone



Huskies Attack zone



### Shot summary

Catamounts

Huskies



## 2023-24 Men's Ice Hockey Shot Chart (Advanced) Report

Mar 13, 2024, Start time: 07:03 PM, Toscano Family Ice Forum, Storrs, Connecticut  
Attendance: 2021

Game duration: 2:26

	1	2	3	Tot
Total shots attempted	21	12	14	47
Blocked by defense	6	2	0	8
Shots Off Target	5	3	4	12
Pipes	0	0	0	0
Total shots on-target	10	7	10	27
Shots saved by goalie <b>Gabe Carriere</b>	11	5	7	23
<b>Goals scored:</b>				<b>1</b>

	1	2	3	Tot
Total shots attempted	18	10	17	45
Blocked by defense	2	0	0	2
Shots Off Target	3	4	7	14
Pipes	1	1	0	2
Total shots on-target	12	5	10	27
Shots saved by goalie <b>Arsenii Sergeev</b>	10	6	10	26
<b>Goals scored:</b>				<b>4</b>



## 2023-24 Men's Ice Hockey Lineup Report

Mar 13, 2024, Start time: 07:03 PM, Toscano Family Ice Forum, Storrs, Connecticut  
Attendance: 2021

Game duration: 2:26

**VERMONT (13-18-3, 7-14-3)**

**VS**

**UCONN (14-18-2, 9-14-1)**

### Officials

**Referee:** Walker Holton  
**Referee:** Terrence Murphy  
**Linesman:** Kevin Briganti  
**Linesman:** Nicholas Briganti

### Goaltenders

#### Catamounts

#	Player
35	Gabe Carriere
1	Connor MacKenzie
50	Axel Mangbo

#### Huskies

#	Player
30	Arsenii Sergeev
1	Ethan Haider
31	Matt Pasquale

### Team Lineups

#### Catamounts

#	Pos	Player	Current season stats
Line #1			
29	LW	Jens Richards	31 GP (10-11-21)
9	C	Joel Maatta	25 GP (4-5-9)
22	RW	Isak Walther	23 GP (5-7-12)
33	LD	Philip Törnqvist	28 GP (2-4-6)
4	RD	Jeremie Bucheler	32 GP (6-11-17)
Line #2			
7	LW	Chris Theodore	29 GP (8-6-14)
23	C	Ryan Miotto	34 GP (9-8-17)
18	RW	Massimo Lombardi	31 GP (5-7-12)
10	LD	Mario Gasparini	10 GP (1-0-1)
39	RD	Ralfs Bergmanis	31 GP (2-10-12)
Line #3			
12	LW	Andrei Buyalsky	24 GP (3-8-11)
32	C	Zach Dubinsky	29 GP (2-9-11)
13	RW	Timofei Spitzerov	34 GP (7-7-14)
24	LD	Duncan Ramsay	25 GP (0-1-1)
15	RD	Luca Münzenberger	31 GP (1-2-3)
Line #4			
19	LW	Simon Jellus	29 GP (6-4-10)
26	C	Thomas Sinclair	31 GP (4-4-8)
16	RW	Will Zapernick	34 GP (3-9-12)
20	XD	Xavier Henry	21 GP (1-1-2)

#### Huskies

#	Pos	Player	Current season stats
Line #1			
20	LW	Chase Bradley	29 GP (11-11-22)
22	C	Hudson Schandor	32 GP (5-13-18)
11	RW	Jake Richard	34 GP (6-9-15)
27	LD	Harrison Rees	34 GP (2-3-5)
6	RD	Andrew Lucas	34 GP (4-10-14)
Line #2			
9	LW	Ryan Tattle	32 GP (4-7-11)
13	C	Samu Salminen	33 GP (7-9-16)
71	RW	Matthew Wood	33 GP (13-11-24)
18	LD	John Spetz	34 GP (1-3-4)
16	RD	Jake Flynn	31 GP (1-5-6)
Line #3			
17	LW	Jake Percival	34 GP (7-7-14)
21	C	Nick Capone	30 GP (4-4-8)
8	RW	Joey Muldowney	33 GP (4-9-13)
15	LD	Tom Messineo	34 GP (0-10-10)
2	RD	Jack Pascucci	22 GP (0-0-0)
Line #4			
23	LW	Tabor Heaslip	34 GP (1-7-8)
10	C	Tristan Fraser	33 GP (7-4-11)
19	RW	Jake Black	24 GP (2-2-4)
12	XF	Oliver Flynn	21 GP (1-1-2)

### Head Coach

**UVM:**  
**UConn:**

### Legend

**D** Defense      **LW** Left Wing      **RW** Right Wing      **C** Center  
**F** Forward      **LD** Left Defense      **RD** Right Defense





## 2023-24 Men's Ice Hockey Box Score Report

Mar 13, 2024, Start time: 07:05 PM, Whittemore Center at Key Auto Group  
Complex, Durham, New Hampshire  
Attendance: 4032

Game duration: 2:24

**UMASS LOWELL (8-24-4)**

**VS**

**NEW HAMPSHIRE (20-14-1)**

### Box score

Prd	Time	Team	EV	Scored by	Assists	Visitors on ice	Home on ice
1.	1st	10:46	UNH	EV	Harrison Blaisdell/11	Luke Reid/15 Robert Cronin/12	G33, 4, 14, 26, 13, 19 G37, 16, 19, 18, 22, 24

### Goals by period

Team	1	2	3	Tot
UML	0	0	0	0
UNH	1	0	0	1

### Team summary

#### River Hawks

#	Player	G	A	P	PM	BL	SH	+/-
2	Mitchell Becker	0	0	0	0	3	1	0
4	TJ Schweighardt	0	0	0	0	1	1	-1
5	Owen Cole	0	0	0	0	0	0	0
6	Isac Jonsson	0	0	0	0	1	0	0
7	Mark Cooper	0	0	0	0	2	1	0
10	Brehdan Engum	0	0	0	0	1	0	0
11	Alex Peterson	0	0	0	2	1	0	0
13	Filip Fornåå Svensson	0	0	0	0	0	1	-1
14	Ben Meehan	0	0	0	0	3	4	-1
18	Sean Kilcullen	0	0	0	0	0	0	0
19	Dillan Bentley	0	0	0	0	0	3	-1
21	Girts Silkalns	0	0	0	0	1	0	0
24	Scout Truman	0	0	0	2	1	4	0
25	Matt Crasa	0	0	0	2	0	0	0
26	Nick Rhéaume	0	0	0	0	0	3	-1
27	Stefan Owens	0	0	0	0	0	0	0
28	Jake Stella	0	0	0	2	0	1	0
29	Jak Vaarwerk	0	0	0	0	0	0	0
33	Henry Welsch	0	0	0	0	0	0	0
71	Nick Granowicz	0	0	0	0	2	1	0
1	Luke Pavicich				dnp			
39	Edvard Nordlund				dnp			
<b>Totals:</b>		<b>0</b>	<b>0</b>	<b>0</b>	<b>8</b>	<b>16</b>	<b>20</b>	<b>-5</b>

#### Wildcats

#	Player	G	A	P	PM	BL	SH	+/-
3	Conor Lovett	0	0	0	0	1	0	0
6	Marty Lavins	0	0	0	0	3	0	0
7	Stiven Sardarian	0	0	0	0	0	2	0
8	Nikolai Jenson	0	0	0	0	0	1	0
9	Connor Sweeney	0	0	0	0	1	0	0
11	Nick Cafarelli	0	0	0	0	0	0	0
12	Liam Devlin	0	0	0	0	0	0	0
15	Luis Lindner	0	0	0	0	1	1	0
16	Luke Reid	0	1	1	2	3	1	1
17	Kristaps Skrastins	0	0	0	0	1	3	0
18	Harrison Blaisdell	1	0	1	0	1	2	1
19	Brendan Fitzgerald	0	0	0	0	1	1	1
20	Colton Huard	0	0	0	2	1	0	0
22	J.P. Turner	0	0	0	2	2	0	1
24	Robert Cronin	0	1	1	0	0	2	1
26	Morgan Winters	0	0	0	0	2	1	0
28	Alex Gagne	0	0	0	0	3	2	0
29	Cy LeClerc	0	0	0	0	0	1	0
36	Ryan Conmy	0	0	0	0	1	2	0
37	Jakob Hellsten	0	0	0	0	0	0	0
1	Jeremy Forman				dnp			
30	Tyler Muszelik				dnp			
<b>Totals:</b>		<b>1</b>	<b>2</b>	<b>3</b>	<b>6</b>	<b>21</b>	<b>19</b>	<b>5</b>

### Shots by period

Team	1	2	3	Tot
UML	10	3	7	20
UNH	5	6	8	19

### Power play goals-ATT (SH)

Period	UML	UNH
1st	0-1(2)	0-1(0)
2nd	0-1(0)	0-2(1)
3rd	0-1(0)	0-1(1)
<b>Total</b>	<b>0-3(2)</b>	<b>0-4(2)</b>

### Penalty minutes

Period	UML	UNH
1st	1-2	1-2
2nd	2-4	1-2
3rd	1-2	1-2
<b>Total</b>	<b>4-8</b>	<b>3-6</b>

### Three stars

1. Jakob Hellsten
2. Harrison Blaisdell
3. Henry Welsch

### Officials

Referee: Geoffrey Miller  
 Referee: Steven Rouillard  
 Linesman: Bill Kingdon  
 Linesman: Kyle Richetelle

### Goaltenders

#### River Hawks

#	Player	Min	GA	1	2	3	Saves
33	Henry Welsch	58:00	1	4	6	8	18
TM	EMPTY NET	02:00	0	0	0	0	0
<b>Loss - Henry Welsch (5-13-4)</b>							

#### Wildcats

#	Player	Min	GA	1	2	3	Saves
37	Jakob Hellsten	59:59	0	10	3	7	20
TM	EMPTY NET	00:01	0	0	0	0	0
<b>Win - Jakob Hellsten (15-11-1)</b>							

Referee's Signature \_\_\_\_\_





## 2023-24 Men's Ice Hockey Box Score Report

Mar 13, 2024, Start time: 07:05 PM, Whittemore Center at Key Auto Group  
Complex, Durham, New Hampshire  
Attendance: 4032

Game duration: 2:24

### Penalty summary

Prd	Player	Team	Min	Offense	Time	
1st	Matt Crasa	UML	2	Slashing	11:44	PP
1st	Luke Reid	UNH	2	Holding	16:37	PP
2nd	J.P. Turner	UNH	2	High Sticking	04:04	PP
2nd	Alex Peterson	UML	2	Holding	11:36	PP

Prd	Player	Team	Min	Offense	Time	
2nd	Jake Stella	UML	2	Roughing	16:28	PP
3rd	Scout Truman	UML	2	Tripping	03:23	PP
3rd	Colton Huard	UNH	2	Tripping	12:14	PP

### Faceoff summary

#### River Hawks

#	Player	W	L	FO%
29	Jak Vaarwerk	8	9	47.1
11	Alex Peterson	5	8	38.5
27	Stefan Owens	3	3	50.0
28	Jake Stella	3	6	33.3
5	Owen Cole	1	3	25.0
19	Dillan Bentley	0	6	0.0
<b>Totals:</b>		<b>20</b>	<b>35</b>	<b>36.4</b>


#### Wildcats

#	Player	W	L	FO%
24	Robert Cronin	12	4	75.0
6	Marty Lavins	9	4	69.2
29	Cy LeClerc	9	8	52.9
3	Conor Lovett	3	1	75.0
26	Morgan Winters	1	0	100.0
17	Kristaps Skrastins	1	1	50.0
9	Connor Sweeney	0	1	0.0
18	Harrison Blaisdell	0	1	0.0
<b>Totals:</b>		<b>35</b>	<b>20</b>	<b>63.6</b>

### Faceoff chart

#### River Hawks

FACEOFFS	WON
1st Period	7
2nd Period	5
3rd Period	8
At even strength	17
Power play	1
Short handed	2



#### Wildcats

WON	FACEOFFS
14	1st Period
8	2nd Period
13	3rd Period
29	At even strength
3	Power play
3	Short handed

### Power play summary

#### River Hawks

Prd	Start	End	Elapsed	Shots	(Opp)	
1	16:37	18:37	02:00	2	0	
2	04:04	06:04	02:00	0	0	
3	12:14	14:14	02:00	0	0	
<b>Summary: 3 opps, 2 shots, 0 goal, time 06:00</b>						

#### Wildcats

Prd	Start	End	Elapsed	Shots	(Opp)	
1	11:44	13:44	02:00	0	0	
2	11:36	13:36	02:00	0	0	
2	16:28	18:28	02:00	1	1	
3	03:23	05:23	02:00	1	0	
<b>Summary: 4 opps, 2 shots, 0 goal, time 08:00</b>						

### Shootout summary

No Shootouts

### Penalty shot summary

No Penalty Shots

Referee's Signature \_\_\_\_\_





2023-24 Men's Ice Hockey  
Play By Play Report

Mar 13, 2024, Start time: 07:05 PM, Whittemore Center at Key Auto Group  
Complex, Durham, New Hampshire  
Attendance: 4032

Game duration: 2:24

UMASS LOWELL

0 - 1

NEW HAMPSHIRE

Scoring by period

Team	1	2	3
UMASS LOWELL	0	0	0
NEW HAMPSHIRE	1	0	0

Start of 1st period

River Hawks				Wildcats
Action	Time	Score	On Ice	Action
Starting lineups <b>UML</b> : #33 Henry Welsch, #14 Ben Meehan, #4 TJ Schweighardt, #26 Nick Rhéaume, #19 Dillan Bentley, #13 Filip Fornåå Svensson.	00:00			Starting lineups <b>UNH</b> : #37 Jakob Hellsten, #28 Alex Gagne, #8 Nikolai Jenson, #26 Morgan Winters, #6 Marty Lavins, #17 Kristaps Skrastins.
Start of 1st period.	00:00			Start of 1st period.
	00:00			Faceoff #19 Dillan Bentley vs #6 Marty Lavins won by <b>UNH</b> .
	00:09			Faceoff #19 Dillan Bentley vs #6 Marty Lavins won by <b>UNH</b> .
	01:11			Shot by <b>UNH</b> #15 Luis Lindner OFF TARGET.
Shot by <b>UML</b> #25 Matt Crasa BLOCKED by #15 Luis Lindner.	01:28			
Shot by <b>UML</b> #29 Jak Vaarwerk BLOCKED by #22 J.P. Turner.	01:40			
	02:02			Shot by <b>UNH</b> #36 Ryan Conmy, saved by #33 Henry Welsch.
Faceoff #11 Alex Peterson vs #29 Cy LeClerc won by <b>UML</b> .	02:02			
	02:25			Shot by <b>UNH</b> #19 Brendan Fitzgerald, saved by #33 Henry Welsch.
	02:25			Faceoff #19 Dillan Bentley vs #3 Conor Lovett won by <b>UNH</b> .
	02:35			Shot by <b>UNH</b> #7 Stiven Sardarian BLOCKED by #4 TJ Schweighardt.
	02:39			Faceoff #19 Dillan Bentley vs #3 Conor Lovett won by <b>UNH</b> .
	03:43			Shot by <b>UNH</b> #17 Kristaps Skrastins, saved by #33 Henry Welsch.
	03:43			Faceoff #28 Jake Stella vs #24 Robert Cronin won by <b>UNH</b> .
Shot by <b>UML</b> #28 Jake Stella, saved by #37 Jakob Hellsten.	04:07			
	05:16			Shot by <b>UNH</b> #19 Brendan Fitzgerald BLOCKED by #71 Nick Granowicz.
Media Timeout.	06:03			Media Timeout.
	06:03			Faceoff #29 Jak Vaarwerk vs #6 Marty Lavins won by <b>UNH</b> .
Faceoff #29 Jak Vaarwerk vs #6 Marty Lavins won by <b>UML</b> .	06:13			
Shot by <b>UML</b> #14 Ben Meehan, saved by #37 Jakob Hellsten.	07:00			
	07:00			Faceoff #28 Jake Stella vs #24 Robert Cronin won by <b>UNH</b> .
Shot by <b>UML</b> #26 Nick Rhéaume, saved by #37 Jakob Hellsten.	08:59			
	08:59			Faceoff #29 Jak Vaarwerk vs #6 Marty Lavins won by <b>UNH</b> .
	09:17			Shot by <b>UNH</b> #6 Marty Lavins OFF TARGET.
	09:56			Shot by <b>UNH</b> #15 Luis Lindner, saved by #33 Henry Welsch.
Faceoff #11 Alex Peterson vs #9 Connor Sweeney won by <b>UML</b> .	09:56			
Shot by <b>UML</b> #71 Nick Granowicz, saved by #37 Jakob Hellsten.	10:12			
Media Timeout.	10:16			Media Timeout.
	10:16			Faceoff #19 Dillan Bentley vs #24 Robert Cronin won by <b>UNH</b> .
	10:42			Shot by <b>UNH</b> #22 J.P. Turner BLOCKED by #14 Ben Meehan.



## 2023-24 Men's Ice Hockey Play By Play Report

Mar 13, 2024, Start time: 07:05 PM, Whittemore Center at Key Auto Group  
Complex, Durham, New Hampshire  
Attendance: 4032

Game duration: 2:24

Action	Time	Score	On Ice	Action
	10:46	0 - 1	5 - 5	GOAL by <b>UNH</b> #18 Harrison Blaisdell, Assist by #16 Luke Reid and #24 Robert Cronin, On ice for <b>UNH</b> : #37 Jakob Hellsten, #18 Harrison Blaisdell, #22 J.P. Turner, #24 Robert Cronin, #19 Brendan Fitzgerald, #16 Luke Reid. On ice for <b>UML</b> : #33 Henry Welsch, #26 Nick Rhéaume, #14 Ben Meehan, #4 TJ Schweighardt, #19 Dillan Bentley, #13 Filip Fornåå Svensson.
Faceoff #28 Jake Stella vs #29 Cy LeClerc won by <b>UML</b> .	10:46			
	11:44			Shot by <b>UNH</b> #6 Marty Lavins BLOCKED by #2 Mitchell Becker.
Penalty on #25 Matt Crasa <b>UML</b> 2 minutes for <b>SLASHING</b> .	11:44			
	11:44			Faceoff #27 Stefan Owens vs #29 Cy LeClerc won by <b>UNH</b> .
	11:44			<b>UNH</b> start of power play.
	12:40			Shot by <b>UNH</b> #20 Colton Huard BLOCKED by #11 Alex Peterson.
	13:26			Shot by <b>UNH</b> #17 Kristaps Skrastins OFF TARGET.
Faceoff #27 Stefan Owens vs #18 Harrison Blaisdell won by <b>UML</b> .	13:26			
<b>UML</b> #25 Matt Crasa penalty complete.	13:44			
	13:44			<b>UNH</b> end of power play.
Faceoff #11 Alex Peterson vs #17 Kristaps Skrastins won by <b>UML</b> .	13:45			
Shot by <b>UML</b> #4 TJ Schweighardt BLOCKED by #26 Morgan Winters.	13:49			
Shot by <b>UML</b> #24 Scout Truman, saved by #37 Jakob Hellsten.	14:10			
Media Timeout.	14:10			Media Timeout.
	14:10			Faceoff #11 Alex Peterson vs #24 Robert Cronin won by <b>UNH</b> .
Shot by <b>UML</b> #24 Scout Truman, saved by #37 Jakob Hellsten.	14:59			
Shot by <b>UML</b> #26 Nick Rhéaume BLOCKED by #22 J.P. Turner.	15:08			
Shot by <b>UML</b> #7 Mark Cooper, saved by #37 Jakob Hellsten.	15:15			
	15:15			Faceoff #28 Jake Stella vs #29 Cy LeClerc won by <b>UNH</b> .
Faceoff #29 Jak Vaarwerk vs #6 Marty Lavins won by <b>UML</b> .	16:01			
	16:37			Penalty on #16 Luke Reid <b>UNH</b> 2 minutes for <b>HOLDING</b> .
<b>UML</b> start of power play.	16:37			
	16:37			Faceoff #5 Owen Cole vs #29 Cy LeClerc won by <b>UNH</b> .
	16:48			Shot by <b>UNH</b> #29 Cy LeClerc OFF TARGET.
Shot by <b>UML</b> #2 Mitchell Becker, saved by #37 Jakob Hellsten.	17:26			
Shot by <b>UML</b> #6 Isac Jonsson OFF TARGET.	18:01			
Shot by <b>UML</b> #24 Scout Truman BLOCKED by #6 Marty Lavins.	18:11			
Shot by <b>UML</b> #24 Scout Truman BLOCKED by #6 Marty Lavins.	18:19			
Shot by <b>UML</b> #6 Isac Jonsson BLOCKED by #17 Kristaps Skrastins.	18:26			
Shot by <b>UML</b> #19 Dillan Bentley, saved by #37 Jakob Hellsten.	18:36			
	18:37			<b>UNH</b> #16 Luke Reid penalty complete.
<b>UML</b> end of power play.	18:37			
	18:48			Faceoff #11 Alex Peterson vs #24 Robert Cronin won by <b>UNH</b> .
Shot by <b>UML</b> #14 Ben Meehan, saved by #37 Jakob Hellsten.	19:56.3			
End of 1st period.	20:00.0			End of 1st period.





## 2023-24 Men's Ice Hockey Play By Play Report

Mar 13, 2024, Start time: 07:05 PM, Whittemore Center at Key Auto Group  
Complex, Durham, New Hampshire  
Attendance: 4032

Game duration: 2:24

### Start of 2nd period

River Hawks				Wildcats
Action	Time	Score	On Ice	Action
Start of 2nd period.	00:00			Start of 2nd period.
Faceoff #28 Jake Stella vs #24 Robert Cronin won by <b>UML</b> .	00:00			
	01:09			Shot by <b>UNH</b> #36 Ryan Conmy, saved by #33 Henry Welsch.
	01:42			Faceoff #19 Dillan Bentley vs #29 Cy LeClerc won by <b>UNH</b> .
	01:54			Shot by <b>UNH</b> #29 Cy LeClerc BLOCKED by #7 Mark Cooper.
	02:29			Shot by <b>UNH</b> #6 Marty Lavins BLOCKED by #2 Mitchell Becker.
	02:29			Shot by <b>UNH</b> #26 Morgan Winters BLOCKED by #2 Mitchell Becker.
Faceoff #11 Alex Peterson vs #3 Conor Lovett won by <b>UML</b> .	02:44			
	03:15			Shot by <b>UNH</b> #16 Luke Reid OFF TARGET.
Shot by <b>UML</b> #27 Stefan Owens BLOCKED by #19 Brendan Fitzgerald.	03:54			
Shot by <b>UML</b> #10 Brehdan Engum BLOCKED by #18 Harrison Blaisdell.	04:04			
	04:04			Penalty on #22 J.P. Turner <b>UNH</b> 2 minutes for <b>HIGH STICKING</b> .
<b>UML</b> start of power play.	04:04			
Faceoff #5 Owen Cole vs #29 Cy LeClerc won by <b>UML</b> .	04:04			
Shot by <b>UML</b> #24 Scout Truman BLOCKED by #16 Luke Reid.	05:08			
Shot by <b>UML</b> #29 Jak Vaarwerk BLOCKED by #20 Colton Huard.	05:43			
	06:04			<b>UNH</b> #22 J.P. Turner penalty complete.
<b>UML</b> end of power play.	06:04			
Shot by <b>UML</b> #24 Scout Truman BLOCKED by #16 Luke Reid.	06:06			
Shot by <b>UML</b> #24 Scout Truman, saved by #37 Jakob Hellsten.	06:11			
	07:03			Shot by <b>UNH</b> #28 Alex Gagne, saved by #33 Henry Welsch.
Media Timeout.	07:03			Media Timeout.
	07:03			Faceoff #28 Jake Stella vs #24 Robert Cronin won by <b>UNH</b> .
	07:40			Shot by <b>UNH</b> #22 J.P. Turner BLOCKED by #7 Mark Cooper.
	08:44			Shot by <b>UNH</b> #17 Kristaps Skrastins, saved by #33 Henry Welsch.
	09:59			Faceoff #11 Alex Peterson vs #3 Conor Lovett won by <b>UNH</b> .
	11:25			Shot by <b>UNH</b> #15 Luis Lindner BLOCKED by #21 Girts Silkalns.
	11:36			Shot by <b>UNH</b> #20 Colton Huard BLOCKED by #71 Nick Granowicz.
Penalty on #11 Alex Peterson <b>UML</b> 2 minutes for <b>HOLDING</b> .	11:36			
	11:36			<b>UNH</b> start of power play.
Media Timeout.	11:36			Media Timeout.
	11:36			Faceoff #27 Stefan Owens vs #29 Cy LeClerc won by <b>UNH</b> .
	12:55			Shot by <b>UNH</b> #12 Liam Devlin OFF TARGET.
<b>UML</b> #11 Alex Peterson penalty complete.	13:36			
	13:36			<b>UNH</b> end of power play.
Shot by <b>UML</b> #13 Filip Fornåå Svensson, saved by #37 Jakob Hellsten.	13:45			
Shot by <b>UML</b> #6 Isac Jonsson BLOCKED by #9 Connor Sweeney.	14:21			
	14:50			Shot by <b>UNH</b> #3 Conor Lovett BLOCKED by #14 Ben Meehan.
Media Timeout.	15:05			Media Timeout.
	15:05			Faceoff #29 Jak Vaarwerk vs #24 Robert Cronin won by <b>UNH</b> .
Faceoff #29 Jak Vaarwerk vs #24 Robert Cronin won by <b>UML</b> .	15:21			
	15:29			Faceoff #29 Jak Vaarwerk vs #24 Robert Cronin won by <b>UNH</b> .



## 2023-24 Men's Ice Hockey Play By Play Report

Mar 13, 2024, Start time: 07:05 PM, Whittemore Center at Key Auto Group  
Complex, Durham, New Hampshire  
Attendance: 4032

Game duration: 2:24

Action	Time	Score	On Ice	Action
	15:49			Shot by <b>UNH</b> #8 Nikolai Jenson, saved by #33 Henry Welsch.
	15:49			Faceoff #28 Jake Stella vs #6 Marty Lavins won by <b>UNH</b> .
	16:26			EMPTY NET for <b>UNH</b> .
	16:27			Goalie #37 Jakob Hellsten in for <b>UNH</b> .
Penalty on #28 Jake Stella <b>UML</b> 2 minutes for <b>ROUGHING</b> .	16:28			
	16:28			<b>UNH</b> start of power play.
Faceoff #27 Stefan Owens vs #29 Cy LeClerc won by <b>UML</b> .	16:28			
	16:58			Shot by <b>UNH</b> #7 Stiven Sardarian, saved by #33 Henry Welsch.
	17:01			Shot by <b>UNH</b> #36 Ryan Conmy OFF TARGET.
Shot by <b>UML</b> #26 Nick Rhéaume, saved by #37 Jakob Hellsten.	17:19			
	17:40			Shot by <b>UNH</b> #36 Ryan Conmy BLOCKED by #10 Brehdan Engum.
	18:05			Shot by <b>UNH</b> #29 Cy LeClerc OFF TARGET.
	18:24			Shot by <b>UNH</b> #7 Stiven Sardarian BLOCKED by #6 Isac Jonsson.
	18:25			Faceoff #5 Owen Cole vs #24 Robert Cronin won by <b>UNH</b> .
<b>UML</b> #28 Jake Stella penalty complete.	18:28			
	18:28			<b>UNH</b> end of power play.
	18:51			Shot by <b>UNH</b> #18 Harrison Blaisdell, saved by #33 Henry Welsch.
End of 2nd period.	20:00.0			End of 2nd period.



## 2023-24 Men's Ice Hockey Play By Play Report

Mar 13, 2024, Start time: 07:05 PM, Whittemore Center at Key Auto Group  
Complex, Durham, New Hampshire  
Attendance: 4032

Game duration: 2:24

### Start of 3rd period

River Hawks				Wildcats
Action	Time	Score	On Ice	Action
Start of 3rd period.	00:00			Start of 3rd period.
	00:00			Faceoff #29 Jak Vaarwerk vs #6 Marty Lavins won by <b>UNH</b> .
	00:20			Shot by <b>UNH</b> #6 Marty Lavins OFF TARGET.
	00:35			Shot by <b>UNH</b> #17 Kristaps Skrastins OFF TARGET.
Shot by <b>UML</b> #19 Dillan Bentley, saved by #37 Jakob Hellsten.	01:01			
	01:21			Shot by <b>UNH</b> #24 Robert Cronin, saved by #33 Henry Welsch.
Faceoff #28 Jake Stella vs #29 Cy LeClerc won by <b>UML</b> .	01:45			
	02:21			Shot by <b>UNH</b> #19 Brendan Fitzgerald OFF TARGET.
	02:26			Shot by <b>UNH</b> #16 Luke Reid, saved by #33 Henry Welsch.
	02:26			Faceoff #29 Jak Vaarwerk vs #6 Marty Lavins won by <b>UNH</b> .
	02:35			Shot by <b>UNH</b> #28 Alex Gagne, saved by #33 Henry Welsch.
	03:06			Shot by <b>UNH</b> #8 Nikolai Jenson BLOCKED by #24 Scout Truman.
Penalty on #24 Scout Truman <b>UML</b> 2 minutes for <b>TRIPPING</b> .	03:23			
	03:23			<b>UNH</b> start of power play.
	03:23			Faceoff #27 Stefan Owens vs #29 Cy LeClerc won by <b>UNH</b> .
	03:57			Shot by <b>UNH</b> #7 Stiven Sardarian OFF TARGET.
	04:04			Shot by <b>UNH</b> #36 Ryan Conmy OFF TARGET.
	05:16			Shot by <b>UNH</b> #26 Morgan Winters, saved by #33 Henry Welsch.
<b>UML</b> #24 Scout Truman penalty complete.	05:23			
	05:23			<b>UNH</b> end of power play.
Shot by <b>UML</b> #2 Mitchell Becker BLOCKED by #3 Conor Lovett.	06:01			
Media Timeout.	06:01			Media Timeout.
	06:01			Faceoff #11 Alex Peterson vs #24 Robert Cronin won by <b>UNH</b> .
	06:41			Shot by <b>UNH</b> #7 Stiven Sardarian, saved by #33 Henry Welsch.
Shot by <b>UML</b> #4 TJ Schweighardt, saved by #37 Jakob Hellsten.	07:21			
Faceoff #29 Jak Vaarwerk vs #29 Cy LeClerc won by <b>UML</b> .	07:21			
Shot by <b>UML</b> #25 Matt Crasa BLOCKED by #16 Luke Reid.	07:25			
Shot by <b>UML</b> #29 Jak Vaarwerk BLOCKED by #36 Ryan Conmy.	07:56			
Shot by <b>UML</b> #14 Ben Meehan, saved by #37 Jakob Hellsten.	08:03			
Shot by <b>UML</b> #19 Dillan Bentley, saved by #37 Jakob Hellsten.	08:57			
Shot by <b>UML</b> #6 Isac Jonsson BLOCKED by #28 Alex Gagne.	09:02			
	09:51			Faceoff #11 Alex Peterson vs #24 Robert Cronin won by <b>UNH</b> .
Shot by <b>UML</b> #25 Matt Crasa OFF TARGET.	10:36			
Media Timeout.	10:41			Media Timeout.
	10:41			Faceoff #29 Jak Vaarwerk vs #29 Cy LeClerc won by <b>UNH</b> .
	10:54			Faceoff #29 Jak Vaarwerk vs #29 Cy LeClerc won by <b>UNH</b> .
Shot by <b>UML</b> #24 Scout Truman, saved by #37 Jakob Hellsten.	11:25			
Faceoff #11 Alex Peterson vs #24 Robert Cronin won by <b>UML</b> .	11:25			
Shot by <b>UML</b> #14 Ben Meehan OFF TARGET.	11:29			
Shot by <b>UML</b> #26 Nick Rhéaume, saved by #37 Jakob Hellsten.	12:11			
	12:14			Penalty on #20 Colton Huard <b>UNH</b> 2 minutes for <b>TRIPPING</b> .
<b>UML</b> start of power play.	12:14			
	12:14			Faceoff #5 Owen Cole vs #29 Cy LeClerc won by <b>UNH</b> .
Shot by <b>UML</b> #5 Owen Cole OFF TARGET.	12:38			
Shot by <b>UML</b> #19 Dillan Bentley BLOCKED by #28 Alex Gagne.	13:44			



## 2023-24 Men's Ice Hockey Play By Play Report

Mar 13, 2024, Start time: 07:05 PM, Whittemore Center at Key Auto Group  
Complex, Durham, New Hampshire  
Attendance: 4032

Game duration: 2:24

Action	Time	Score	On Ice	Action
Shot by <b>UML</b> #26 Nick Rhéaume BLOCKED by #26 Morgan Winters.	13:52			
	14:12			Faceoff #28 Jake Stella vs #24 Robert Cronin won by <b>UNH</b> .
	14:14			<b>UNH</b> #20 Colton Huard penalty complete.
<b>UML</b> end of power play.	14:14			
Media Timeout.	15:06			Media Timeout.
	15:06			Faceoff #11 Alex Peterson vs #6 Marty Lavins won by <b>UNH</b> .
	15:52			Shot by <b>UNH</b> #17 Kristaps Skrastins, saved by #33 Henry Welsch.
Faceoff #29 Jak Vaarwerk vs #29 Cy LeClerc won by <b>UML</b> .	15:52			
	16:25			Shot by <b>UNH</b> #29 Cy LeClerc, saved by #33 Henry Welsch.
Faceoff #27 Stefan Owens vs #24 Robert Cronin won by <b>UML</b> .	16:26			
	17:08			Shot by <b>UNH</b> #24 Robert Cronin OFF TARGET.
	17:10			Shot by <b>UNH</b> #24 Robert Cronin, saved by #33 Henry Welsch.
Faceoff #29 Jak Vaarwerk vs #6 Marty Lavins won by <b>UML</b> .	17:10			
Timeout requested by <b>UML</b> .	17:31			
	17:31			Faceoff #29 Jak Vaarwerk vs #6 Marty Lavins won by <b>UNH</b> .
EMPTY NET for <b>UML</b> .	17:45			
Faceoff #29 Jak Vaarwerk vs #6 Marty Lavins won by <b>UML</b> .	17:45			
Shot by <b>UML</b> #14 Ben Meehan BLOCKED by #28 Alex Gagne.	18:01			
Shot by <b>UML</b> #6 Isac Jonsson BLOCKED by #6 Marty Lavins.	18:29			
	18:30			Timeout requested by <b>UNH</b> .
Faceoff #29 Jak Vaarwerk vs #29 Cy LeClerc won by <b>UML</b> .	18:30			
Shot by <b>UML</b> #14 Ben Meehan, saved by #37 Jakob Hellsten.	18:36			
	19:08.0			Shot by <b>UNH</b> #29 Cy LeClerc ON PIPE.
	19:12.9			Shot by <b>UNH</b> #29 Cy LeClerc BLOCKED by #14 Ben Meehan.
Goalie #33 Henry Welsch in for <b>UML</b> .	19:32.4			
	19:32.4			Faceoff #11 Alex Peterson vs #26 Morgan Winters won by <b>UNH</b> .
EMPTY NET for <b>UML</b> .	19:47.7			
	19:56.5			Faceoff #11 Alex Peterson vs #17 Kristaps Skrastins won by <b>UNH</b> .
End of 3rd period.	20:00.0			End of 3rd period.



## 2023-24 Men's Ice Hockey Shot Chart Report

Mar 13, 2024, Start time: 07:05 PM, Whittemore Center at Key Auto Group  
Complex, Durham, New Hampshire  
Attendance: 4032

Game duration: 2:24

**UMASS LOWELL**

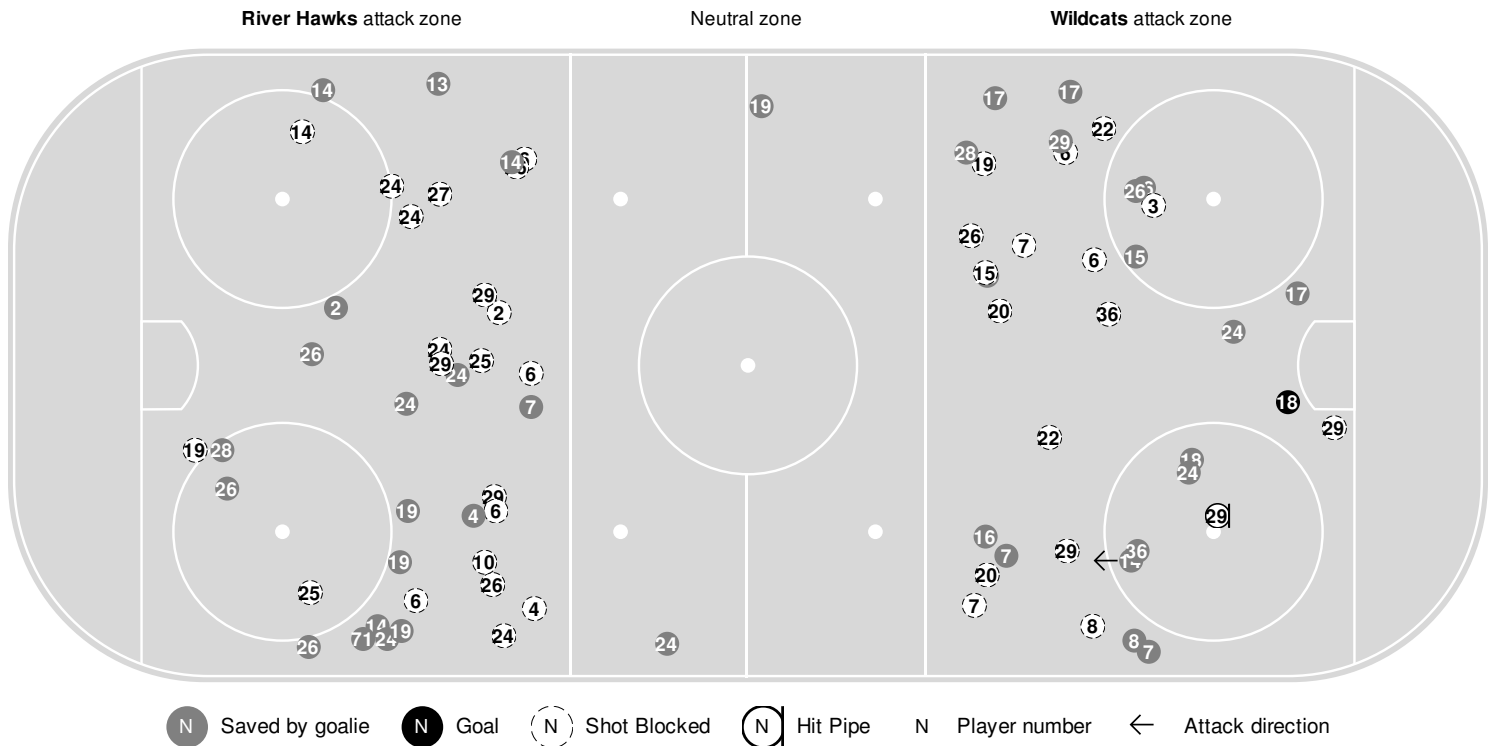
**0 - 1**

**NEW HAMPSHIRE**

### Scoring by period

Team	1	2	3
UMass Lowell	0	0	0
New Hampshire	1	0	0

### Shot chart



N Saved by goalie  
 N Goal  
 N Shot Blocked  
 N Hit Pipe  
 N Player number  
 ← Attack direction

### Shot summary

	River Hawks				Wildcats			
	1	2	3	Tot	1	2	3	Tot
Total shots attempted	18	9	18	45	14	19	17	50
Blocked by defense	7	6	8	21	5	9	2	16
Shots Off Target	1	0	3	4	4	4	6	14
Pipes	0	0	0	0	0	0	1	1
Total shots on-target	10	3	7	20	5	6	8	19
Shots saved by goalie <b>Henry Welsch</b>	4	6	8	18	10	3	7	20
<b>Goals scored:</b>				<b>0</b>				<b>1</b>



## 2023-24 Men's Ice Hockey Shot Chart (Advanced) Report

Mar 13, 2024, Start time: 07:05 PM, Whittemore Center at Key Auto Group  
Complex, Durham, New Hampshire  
Attendance: 4032

Game duration: 2:24

**UMASS LOWELL**

**0 - 1**

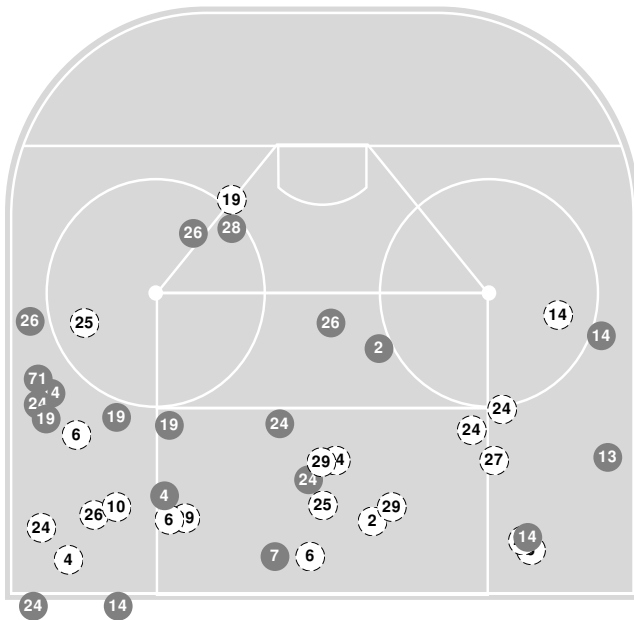
**NEW HAMPSHIRE**

### Scoring by period

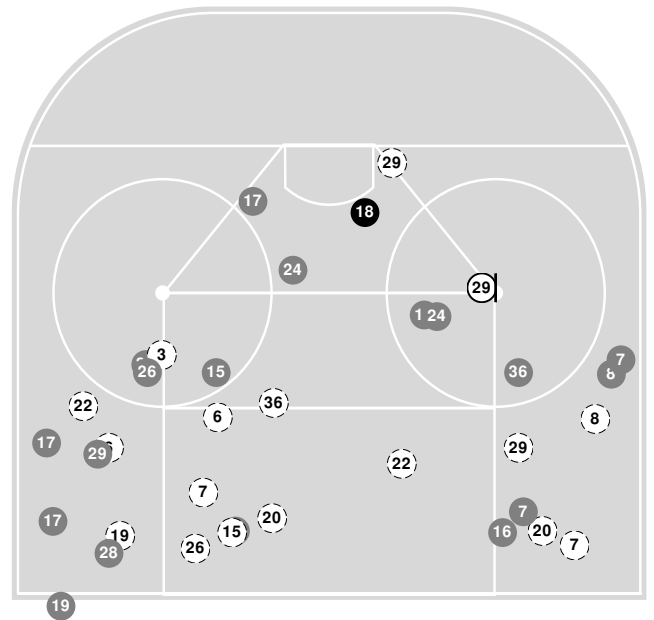
Team	1	2	3
UMass Lowell	0	0	0
New Hampshire	1	0	0

### Shot chart

River Hawks Attack zone



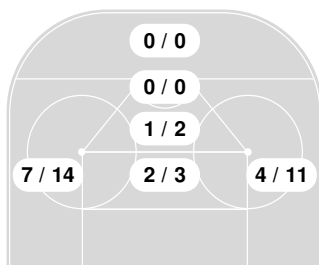
Wildcats Attack zone



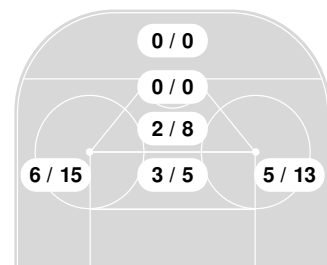
(N) Saved by goalie
(●) Goal
(N) Shot On-target
(N) Shot Blocked
(N) Hit Pipe
N Player number

### Shot statistics

River Hawks Attack zone



Wildcats Attack zone



### Shot summary

River Hawks

Wildcats



## 2023-24 Men's Ice Hockey Shot Chart (Advanced) Report

Mar 13, 2024, Start time: 07:05 PM, Whittemore Center at Key Auto Group  
Complex, Durham, New Hampshire  
Attendance: 4032

Game duration: 2:24

	1	2	3	Tot
Total shots attempted	18	9	18	45
Blocked by defense	7	6	8	21
Shots Off Target	1	0	3	4
Pipes	0	0	0	0
Total shots on-target	10	3	7	20
Shots saved by goalie <b>Henry Welsch</b>	4	6	8	18
<b>Goals scored:</b>				<b>0</b>

	1	2	3	Tot
Total shots attempted	14	19	17	50
Blocked by defense	5	9	2	16
Shots Off Target	4	4	6	14
Pipes	0	0	1	1
Total shots on-target	5	6	8	19
Shots saved by goalie <b>Jakob Hellsten</b>	10	3	7	20
<b>Goals scored:</b>				<b>1</b>



## 2023-24 Men's Ice Hockey Lineup Report

Mar 13, 2024, Start time: 07:05 PM, Whittemore Center at Key Auto Group  
Complex, Durham, New Hampshire  
Attendance: 4032

Game duration: 2:24

**UMASS LOWELL (8-23-4, 4-17-3)**

**VS**

**NEW HAMPSHIRE (19-14-1, 12-11-1)**

### Officials

**Referee:** Geoffrey Miller  
**Referee:** Steven Rouillard  
**Linesman:** Bill Kingdon  
**Linesman:** Kyle Richetelle

### Goaltenders

#### River Hawks

#	Player
33	Henry Welsch
1	Luke Pavicich
39	Edvard Nordlund

#### Wildcats

#	Player
37	Jakob Helsten
1	Jeremy Forman
30	Tyler Muszelik

### Team Lineups

#### River Hawks

#	Pos	Player	Current season stats
Line #1			
24	LW	Scout Truman	34 GP (7-14-21)
29	C	Jak Vaarwerk	35 GP (5-10-15)
27	RW	Stefan Owens	33 GP (1-1-2)
14	LD	Ben Meehan	24 GP (1-11-12)
4	RD	TJ Schweighardt	32 GP (1-3-4)
Line #2			
26	LW	Nick Rhéaume	33 GP (9-4-13)
19	C	Dillan Bentley	31 GP (4-8-12)
13	RW	Filip Fornåå Svensson	34 GP (5-4-9)
18	LD	Sean Kilcullen	27 GP (0-2-2)
6	RD	Isac Jonsson	35 GP (3-9-12)
Line #3			
5	LW	Owen Cole	35 GP (10-7-17)
28	C	Jake Stella	28 GP (3-6-9)
25	RW	Matt Crasa	33 GP (8-5-13)
7	LD	Mark Cooper	22 GP (1-3-4)
2	RD	Mitchell Becker	29 GP (3-3-6)
Line #4			
71	LW	Nick Granowicz	24 GP (4-4-8)
11	C	Alex Peterson	29 GP (1-3-4)
21	RW	Girts Silkalns	17 GP (0-2-2)
10	XF	Brehdan Engum	33 GP (0-4-4)

#### Wildcats

#	Pos	Player	Current season stats
Line #1			
12	LW	Liam Devlin	26 GP (13-7-20)
29	C	Cy LeClerc	34 GP (10-18-28)
36	RW	Ryan Conmy	32 GP (14-17-31)
28	LD	Alex Gagne	34 GP (1-13-14)
8	RD	Nikolai Jenson	33 GP (4-5-9)
Line #2			
26	LW	Morgan Winters	31 GP (10-12-22)
6	C	Marty Lavins	33 GP (5-9-14)
17	RW	Kristaps Skrastins	33 GP (5-7-12)
15	LD	Luis Lindner	34 GP (0-10-10)
20	RD	Colton Huard	34 GP (5-17-22)
Line #3			
18	LW	Harrison Blaisdell	30 GP (10-3-13)
24	C	Robert Cronin	31 GP (4-11-15)
22	RW	J.P. Turner	22 GP (4-6-10)
19	LD	Brendan Fitzgerald	26 GP (0-5-5)
16	RD	Luke Reid	34 GP (1-14-15)
Line #4			
7	LW	Stiven Sardarian	30 GP (7-7-14)
3	C	Conor Lovett	19 GP (1-2-3)
11	RW	Nick Cafarelli	27 GP (6-5-11)
9	XF	Connor Sweeney	31 GP (0-4-4)

### Head Coach

**UML:** Norm Bazin  
**UNH:** Mike Souza

### Legend

**D** Defense      **LW** Left Wing      **RW** Right Wing      **C** Center







## 2023-24 Men's Ice Hockey Lineup Report

Mar 13, 2024, Start time: 07:05 PM, Whittemore Center at Key Auto Group  
Complex, Durham, New Hampshire  
Attendance: 4032

Game duration: 2:24

**F** Forward

**LD** Left Defense

**RD** Right Defense



# 2023-24 Men's Ice Hockey Box Score Report

Mar 13, 2024, Start time: 07:15 PM, Matthews Arena, Boston, Massachusetts  
Attendance: 1254

Game duration: 2:12

## MERRIMACK (13-21-1)

## VS

## NORTHEASTERN (17-15-3)

### Box score

	Prd	Time	Team		Scored by	Assists	Visitors on ice	Home on ice
1.	1st	03:15	NEU	EV	Alex Campbell/22	Justin Hryckowian/28	G1, 8, 16, 28, 11, 25	G39, 22, 5, 27, 13, 29
2.	2nd	11:15	NEU	EV	Vinny Borgesi/5	Alex Campbell/17 Dylan Hryckowian/24	G1, 23, 37, 18, 43, 19	G39, 22, 4, 27, 13, 29
3.	2nd	16:28	NEU	EV	Pito Walton/5	Justin Hryckowian/29 Dylan Hryckowian/25	G1, 23, 37, 18, 43, 19	G39, 4, 25, 8, 27, 13
4.	3rd	16:28	NEU	EN	Dylan Hryckowian/7	Justin Hryckowian/30 Alex Campbell/18	37, 18, 43, 28, 22, 19	G39, 4, 5, 27, 13, 29

### Goals by period

Team	1	2	3	Tot
MCW	0	0	0	0
NEU	1	2	1	4

### Shots by period

Team	1	2	3	Tot
MCW	10	6	6	22
NEU	7	9	10	26

### Team summary

#### Warriors

#	Player	G	A	P	PM	BL	SH	+/-
<u>1</u>	Hugo Ollas	0	0	0	0	0	0	0
7	Max Wattvil	0	0	0	2	0	1	0
<u>8</u>	Liam Dennison	0	0	0	0	1	0	-1
9	Brady Hunter	0	0	0	0	0	0	0
<u>10</u>	Mark Hillier	0	0	0	0	3	2	0
11	Devlin O'Brien	0	0	0	0	0	0	-1
<u>15</u>	Mark Gallant	0	0	0	0	0	2	0
16	Nikita Borodayenko	0	0	0	0	0	0	-1
17	Mac Welsher	0	0	0	0	0	0	0
18	Ben Brar	0	0	0	0	1	4	-3
19	Alex Jefferies	0	0	0	2	0	4	-3
20	Ethan Bono	0	0	0	0	2	2	0
22	Michael Citara	0	0	0	0	0	1	-1
23	Frank Djurasevic	0	0	0	0	3	0	-2
25	Luke Weilandt	0	0	0	2	0	0	-1
<u>26</u>	Ivan Zivlak	0	0	0	0	2	2	0
27	Adam Arvedson	0	0	0	0	0	0	0
<u>28</u>	Filip Forsmark	0	0	0	0	3	2	-2
37	Zach Bookman	0	0	0	0	1	0	-3
43	Ty Daneault	0	0	0	0	3	2	-3
29	Zachary Borgiel				dnp			
30	Steven Bacovsky				dnp			
<b>Totals:</b>		<b>0</b>	<b>0</b>	<b>0</b>	<b>6</b>	<b>19</b>	<b>22</b>	<b>-21</b>

#### Huskies

#	Player	G	A	P	PM	BL	SH	+/-
<u>4</u>	Pito Walton	1	0	1	2	0	1	3
5	Hunter McDonald	0	0	0	2	3	1	2
<u>8</u>	Jackson Dorrington	0	0	0	0	1	1	1
9	Matt Choupani	0	0	0	0	0	2	0
10	Patrick Dawson	0	0	0	0	1	3	0
11	Gunnarwolfe Fontaine	0	0	0	0	0	1	0
12	Cam Lund	0	0	0	0	1	1	0
<u>13</u>	Dylan Hryckowian	1	2	3	2	0	2	4
14	Liam Walsh	0	0	0	0	1	2	0
15	Jack Williams	0	0	0	0	0	3	0
18	Andy Moore	0	0	0	0	2	0	0
19	Billy Norcross	0	0	0	0	0	0	0
20	Brett Edwards	0	0	0	0	1	0	0
21	Matt DeMelis	0	0	0	0	1	1	0
22	Vinny Borgesi	1	0	1	0	0	3	2
23	Eli Sebastian	0	0	0	0	0	2	0
25	Matthew Staudacher	0	0	0	0	0	0	1
<u>27</u>	Alex Campbell	1	2	3	0	1	2	4
<u>29</u>	Justin Hryckowian	0	3	3	0	0	1	3
<u>39</u>	Cameron Whitehead	0	0	0	0	0	0	0
1	Connor Hopkins				dnp			
35	Harrison Chesney				dnp			
<b>Totals:</b>		<b>4</b>	<b>7</b>	<b>11</b>	<b>6</b>	<b>12</b>	<b>26</b>	<b>20</b>

### Power play goals-ATT (SH)

Period	MCW	NEU
1st	0-2(4)	0-0(0)
2nd	0-0(0)	0-1(3)
3rd	0-0(0)	0-1(2)
<b>Total</b>	<b>0-2(4)</b>	<b>0-2(5)</b>

### Penalty minutes

Period	MCW	NEU
1st	1-2	2-4
2nd	2-4	1-2
3rd	0-0	0-0
<b>Total</b>	<b>3-6</b>	<b>3-6</b>

### Three stars

- Cameron Whitehead
- Justin Hryckowian
- Dylan Hryckowian

### Officials

Referee: Scott Hansen  
 Referee: Peter Schlittenhardt  
 Linesman: Robert Griffin  
 Linesman: Steven Murray

### Goaltenders

#### Warriors

#	Player	Min	GA	1	2	3	Saves
1	Hugo Ollas	59:00	3	6	7	9	22
TM	EMPTY NET	01:00	1	0	0	0	0
<b>Loss - Hugo Ollas (8-14-0)</b>							

#### Huskies

#	Player	Min	GA	1	2	3	Saves
39	Cameron Whitehead	60:00	0	10	6	6	22
<b>Win - Cameron Whitehead (17-14-3)</b>							

Referee's Signature \_\_\_\_\_



## 2023-24 Men's Ice Hockey Box Score Report

Mar 13, 2024, Start time: 07:15 PM, Matthews Arena, Boston, Massachusetts  
Attendance: 1254

Game duration: 2:12

### Penalty summary


Prd	Player	Team	Min	Offense	Time	
1st	Pito Walton	NEU	2	Interference	08:47	PP
1st	Hunter McDonald	NEU	2	High Sticking	18:29	PP
1st	Alex Jefferies	MCW	2	Holding	19:52	PP

Prd	Player	Team	Min	Offense	Time	
2nd	Luke Weilandt	MCW	2	Roughing	19:21	
2nd	Max Wattvil	MCW	2	Hooking	19:21	PP
2nd	Dylan Hryckowian	NEU	2	Roughing	19:21	

### Faceoff summary

Warriors						Huskies						
#	Player	W	L	FO%		#	Player	W	L	FO%		
10	Mark Hillier	7	11	38.9		29	Justin Hryckowian	15	5	75.0		
17	Mac Welsher	2	1	66.7		15	Jack Williams	9	5	64.3		
19	Alex Jefferies	2	7	22.2		14	Liam Walsh	5	2	71.4		
20	Ethan Bono	2	10	16.7		21	Matt DeMelis	2	2	50.0		
25	Luke Weilandt	1	1	50.0		<b>Totals:</b>			<b>31</b>	<b>14</b>	<b>68.9</b>	
16	Nikita Borodayenko	0	1	0.0								
<b>Totals:</b>		<b>14</b>	<b>31</b>	<b>31.1</b>								

### Faceoff chart



### Power play summary

Warriors						Huskies					
Prd	Start	End	Elapsed	Shots	(Opp)	Prd	Start	End	Elapsed	Shots	(Opp)
1	08:47	10:47	02:00	3	0	2	00:29	01:52	01:23	0	0
1	18:29	19:52	01:23	1	0	3	19:21	01:21	02:00	5	0
<b>Summary: 2 opps, 4 shots, 0 goal, time 03:23</b>						<b>Summary: 2 opps, 5 shots, 0 goal, time 03:23</b>					

### Shootout summary

No Shootouts

### Penalty shot summary

No Penalty Shots

Referee's Signature \_\_\_\_\_



2023-24 Men's Ice Hockey  
Play By Play Report

Mar 13, 2024, Start time: 07:15 PM, Matthews Arena, Boston, Massachusetts  
Attendance: 1254

Game duration: 2:12

MERRIMACK

0 - 4

NORTHEASTERN

Scoring by period

Team	1	2	3
MERRIMACK	0	0	0
NORTHEASTERN	1	2	1

Start of 1st period

Warriors				Huskies
Action	Time	Score	On Ice	Action
Starting lineups <b>MCW</b> : #1 Hugo Ollas, #15 Mark Gallant, #10 Mark Hillier, #28 Filip Forsmark, #8 Liam Dennison, #26 Ivan Zivlak.	00:00			Starting lineups <b>NEU</b> : #39 Cameron Whitehead, #27 Alex Campbell, #29 Justin Hryckowian, #13 Dylan Hryckowian, #8 Jackson Dorrington, #4 Pito Walton.
Start of 1st period.	00:00			Start of 1st period.
	00:00			Faceoff #10 Mark Hillier vs #29 Justin Hryckowian won by <b>NEU</b> .
	00:28			Shot by <b>NEU</b> #8 Jackson Dorrington BLOCKED by #26 Ivan Zivlak.
	00:49			Shot by <b>NEU</b> #15 Jack Williams BLOCKED by #10 Mark Hillier.
Faceoff #20 Ethan Bono vs #21 Matt DeMelis won by <b>MCW</b> .	01:50			
	03:13			Shot by <b>NEU</b> #23 Eli Sebastian, saved by #1 Hugo Ollas.
	03:13			Faceoff #25 Luke Weilandt vs #29 Justin Hryckowian won by <b>NEU</b> .
	03:15	0 - 1	5 - 5	GOAL by <b>NEU</b> #27 Alex Campbell, Assist by #29 Justin Hryckowian, On ice for <b>NEU</b> : #39 Cameron Whitehead, #27 Alex Campbell, #29 Justin Hryckowian, #5 Hunter McDonald, #13 Dylan Hryckowian, #22 Vinny Borgesi. On ice for <b>MCW</b> : #1 Hugo Ollas, #28 Filip Forsmark, #16 Nikita Borodayenko, #11 Devlin O'Brien, #8 Liam Dennison, #25 Luke Weilandt.
Faceoff #10 Mark Hillier vs #29 Justin Hryckowian won by <b>MCW</b> .	03:15			
Shot by <b>MCW</b> #18 Ben Brar OFF TARGET.	04:05			
Shot by <b>MCW</b> #43 Ty Daneault, saved by #39 Cameron Whitehead.	04:24			
	04:25			Faceoff #20 Ethan Bono vs #15 Jack Williams won by <b>NEU</b> .
	05:37			Shot by <b>NEU</b> #21 Matt DeMelis OFF TARGET.
	05:45			Shot by <b>NEU</b> #5 Hunter McDonald, saved by #1 Hugo Ollas.
	06:05			Shot by <b>NEU</b> #21 Matt DeMelis, saved by #1 Hugo Ollas.
Shot by <b>MCW</b> #28 Filip Forsmark, saved by #39 Cameron Whitehead.	06:41			
Shot by <b>MCW</b> #15 Mark Gallant OFF TARGET.	06:43			
	07:40			Shot by <b>NEU</b> #27 Alex Campbell, saved by #1 Hugo Ollas.
	07:41			Shot by <b>NEU</b> #4 Pito Walton BLOCKED by #43 Ty Daneault.
Media Timeout.	07:42			Media Timeout.
	07:42			Faceoff #20 Ethan Bono vs #29 Justin Hryckowian won by <b>NEU</b> .
Faceoff #10 Mark Hillier vs #29 Justin Hryckowian won by <b>MCW</b> .	07:57			
	08:37			Shot by <b>NEU</b> #4 Pito Walton BLOCKED by #8 Liam Dennison.
	08:45			Shot by <b>NEU</b> #15 Jack Williams OFF TARGET.
	08:47			Penalty on #4 Pito Walton <b>NEU</b> 2 minutes for <b>INTERFERENCE</b> .
	08:47			Faceoff #19 Alex Jefferies vs #29 Justin Hryckowian won by <b>NEU</b> .
<b>MCW</b> start of power play.	08:47			



## 2023-24 Men's Ice Hockey Play By Play Report

Mar 13, 2024, Start time: 07:15 PM, Matthews Arena, Boston, Massachusetts  
Attendance: 1254

Game duration: 2:12

Action	Time	Score	On Ice	Action
	09:14			Shot by <b>NEU</b> #29 Justin Hryckowian BLOCKED by #37 Zach Bookman.
Shot by <b>MCW</b> #19 Alex Jefferies ON PIPE.	09:32			
Faceoff #10 Mark Hillier vs #15 Jack Williams won by <b>MCW</b> .	09:32			
Shot by <b>MCW</b> #19 Alex Jefferies, saved by #39 Cameron Whitehead.	10:02			
Shot by <b>MCW</b> #10 Mark Hillier ON PIPE.	10:11			
Shot by <b>MCW</b> #19 Alex Jefferies, saved by #39 Cameron Whitehead.	10:15			
	10:15			Faceoff #10 Mark Hillier vs #29 Justin Hryckowian won by <b>NEU</b> .
Shot by <b>MCW</b> #15 Mark Gallant, saved by #39 Cameron Whitehead.	10:45			
	10:47			<b>NEU</b> #4 Pito Walton penalty complete.
<b>MCW</b> end of power play.	10:47			
Shot by <b>MCW</b> #23 Frank Djurasevic OFF TARGET.	10:52			
Shot by <b>MCW</b> #15 Mark Gallant OFF TARGET.	11:02			
Shot by <b>MCW</b> #20 Ethan Bono, saved by #39 Cameron Whitehead.	11:22			
Shot by <b>MCW</b> #20 Ethan Bono, saved by #39 Cameron Whitehead.	11:47			
	12:17			Shot by <b>NEU</b> #15 Jack Williams ON PIPE.
	12:59			Shot by <b>NEU</b> #5 Hunter McDonald OFF TARGET.
	13:06			Shot by <b>NEU</b> #5 Hunter McDonald BLOCKED by #43 Ty Daneault.
Media Timeout.	14:07			Media Timeout.
Faceoff #10 Mark Hillier vs #29 Justin Hryckowian won by <b>MCW</b> .	14:07			
Faceoff #10 Mark Hillier vs #15 Jack Williams won by <b>MCW</b> .	14:36			
Shot by <b>MCW</b> #10 Mark Hillier, saved by #39 Cameron Whitehead.	14:46			
	14:46			Faceoff #19 Alex Jefferies vs #15 Jack Williams won by <b>NEU</b> .
	14:51			Faceoff #19 Alex Jefferies vs #29 Justin Hryckowian won by <b>NEU</b> .
	15:15			Shot by <b>NEU</b> #22 Vinny Borgesi, saved by #1 Hugo Ollas.
	15:23			Shot by <b>NEU</b> #22 Vinny Borgesi BLOCKED by #18 Ben Brar.
Shot by <b>MCW</b> #43 Ty Daneault BLOCKED by #5 Hunter McDonald.	15:32			
Faceoff #25 Luke Weilandt vs #15 Jack Williams won by <b>MCW</b> .	15:52			
Shot by <b>MCW</b> #22 Michael Citara ON PIPE.	16:01			
	16:20			Faceoff #16 Nikita Borodayenko vs #21 Matt DeMelis won by <b>NEU</b> .
	17:26			Shot by <b>NEU</b> #14 Liam Walsh, saved by #1 Hugo Ollas.
	17:26			Faceoff #10 Mark Hillier vs #14 Liam Walsh won by <b>NEU</b> .
	17:39			Shot by <b>NEU</b> #18 Andy Moore BLOCKED by #10 Mark Hillier.
Shot by <b>MCW</b> #18 Ben Brar, saved by #39 Cameron Whitehead.	18:18			
	18:19			Faceoff #19 Alex Jefferies vs #29 Justin Hryckowian won by <b>NEU</b> .
	18:29			Penalty on #5 Hunter McDonald <b>NEU</b> 2 minutes for <b>HIGH STICKING</b> .
	18:29			Faceoff #10 Mark Hillier vs #29 Justin Hryckowian won by <b>NEU</b> .
<b>MCW</b> start of power play.	18:29			
Shot by <b>MCW</b> #19 Alex Jefferies BLOCKED by #21 Matt DeMelis.	19:06.1			
	19:06.1			Faceoff #19 Alex Jefferies vs #14 Liam Walsh won by <b>NEU</b> .
Shot by <b>MCW</b> #18 Ben Brar, saved by #39 Cameron Whitehead.	19:39.2			



## 2023-24 Men's Ice Hockey Play By Play Report

Mar 13, 2024, Start time: 07:15 PM, Matthews Arena, Boston, Massachusetts  
Attendance: 1254

Game duration: 2:12

Action	Time	Score	On Ice	Action
Penalty on #19 Alex Jefferies <b>MCW</b> 2 minutes for <b>HOLDING</b> .	19:52.0			
<b>MCW</b> end of power play.	19:52.0			
	19:52.0			Faceoff #10 Mark Hillier vs #29 Justin Hryckowian won by <b>NEU</b> .
End of 1st period.	20:00.0			End of 1st period.



## 2023-24 Men's Ice Hockey Play By Play Report

Mar 13, 2024, Start time: 07:15 PM, Matthews Arena, Boston, Massachusetts  
Attendance: 1254

Game duration: 2:12

### Start of 2nd period

Warriors				Huskies
Action	Time	Score	On Ice	Action
Start of 2nd period.	00:00			Start of 2nd period.
	00:00			Faceoff #20 Ethan Bono vs #29 Justin Hryckowian won by <b>NEU</b> .
	00:29			<b>NEU</b> #5 Hunter McDonald penalty complete.
	00:29			<b>NEU</b> start of power play.
	01:18			Shot by <b>NEU</b> #15 Jack Williams BLOCKED by #23 Frank Djurasevic.
	01:33			Shot by <b>NEU</b> #15 Jack Williams OFF TARGET.
<b>MCW</b> #19 Alex Jefferies penalty complete.	01:52			
	01:52			<b>NEU</b> end of power play.
Shot by <b>MCW</b> #37 Zach Bookman BLOCKED by #18 Andy Moore.	03:59			
Shot by <b>MCW</b> #11 Devlin O'Brien BLOCKED by #18 Andy Moore.	04:02			
	04:10			Faceoff #20 Ethan Bono vs #29 Justin Hryckowian won by <b>NEU</b> .
Shot by <b>MCW</b> #8 Liam Dennison OFF TARGET.	04:23			
	04:56			Shot by <b>NEU</b> #4 Pito Walton BLOCKED by #20 Ethan Bono.
	05:55			Shot by <b>NEU</b> #15 Jack Williams ON PIPE.
	06:26			Shot by <b>NEU</b> #5 Hunter McDonald BLOCKED by #23 Frank Djurasevic.
Shot by <b>MCW</b> #28 Filip Forsmark, saved by #39 Cameron Whitehead.	06:51			
Media Timeout.	06:52			Media Timeout.
Faceoff #20 Ethan Bono vs #29 Justin Hryckowian won by <b>MCW</b> .	06:52			
Shot by <b>MCW</b> #18 Ben Brar, saved by #39 Cameron Whitehead.	08:40			
Shot by <b>MCW</b> #43 Ty Daneault, saved by #39 Cameron Whitehead.	08:40			
	08:41			Faceoff #10 Mark Hillier vs #15 Jack Williams won by <b>NEU</b> .
	09:01			Shot by <b>NEU</b> #4 Pito Walton BLOCKED by #28 Filip Forsmark.
	09:09			Shot by <b>NEU</b> #25 Matthew Staudacher BLOCKED by #28 Filip Forsmark.
	09:46			Faceoff #20 Ethan Bono vs #14 Liam Walsh won by <b>NEU</b> .
	10:27			Shot by <b>NEU</b> #8 Jackson Dorrington BLOCKED by #20 Ethan Bono.
	11:15	0 - 2	5 - 5	GOAL by <b>NEU</b> #22 Vinny Borgesi, Assist by #27 Alex Campbell and #13 Dylan Hryckowian, On ice for <b>NEU</b> : #39 Cameron Whitehead, #22 Vinny Borgesi, #27 Alex Campbell, #13 Dylan Hryckowian, #29 Justin Hryckowian, #4 Pito Walton. On ice for <b>MCW</b> : #1 Hugo Ollas, #43 Ty Daneault, #23 Frank Djurasevic, #18 Ben Brar, #37 Zach Bookman, #19 Alex Jefferies.
	11:15			Faceoff #10 Mark Hillier vs #15 Jack Williams won by <b>NEU</b> .
	11:49			Faceoff #20 Ethan Bono vs #15 Jack Williams won by <b>NEU</b> .
	11:53			Faceoff #20 Ethan Bono vs #15 Jack Williams won by <b>NEU</b> .
Shot by <b>MCW</b> #23 Frank Djurasevic BLOCKED by #8 Jackson Dorrington.	12:49			
Faceoff #19 Alex Jefferies vs #29 Justin Hryckowian won by <b>MCW</b> .	12:54			
Shot by <b>MCW</b> #19 Alex Jefferies OFF TARGET.	12:58			
Shot by <b>MCW</b> #23 Frank Djurasevic BLOCKED by #20 Brett Edwards.	13:34			
Shot by <b>MCW</b> #19 Alex Jefferies, saved by #39 Cameron Whitehead.	13:42			



## 2023-24 Men's Ice Hockey Play By Play Report

Mar 13, 2024, Start time: 07:15 PM, Matthews Arena, Boston, Massachusetts  
Attendance: 1254

Game duration: 2:12

Action	Time	Score	On Ice	Action
	14:07			Shot by <b>NEU</b> #9 Matt Choupani, saved by #1 Hugo Ollas.
Shot by <b>MCW</b> #28 Filip Forsmark BLOCKED by #5 Hunter McDonald.	14:26			
Shot by <b>MCW</b> #15 Mark Gallant OFF TARGET.	14:28			
Faceoff #17 Mac Welsher vs #14 Liam Walsh won by <b>MCW</b> .	14:47			
Shot by <b>MCW</b> #27 Adam Arvedson BLOCKED by #14 Liam Walsh.	14:56			
	15:07			Shot by <b>NEU</b> #22 Vinny Borgesi, saved by #1 Hugo Ollas.
Shot by <b>MCW</b> #18 Ben Brar, saved by #39 Cameron Whitehead.	15:57			
Media Timeout.	15:57			Media Timeout.
	15:57			Faceoff #19 Alex Jefferies vs #29 Justin Hryckowian won by <b>NEU</b> .
	16:12			Shot by <b>NEU</b> #13 Dylan Hryckowian BLOCKED by #23 Frank Djurasevic.
Shot by <b>MCW</b> #19 Alex Jefferies OFF TARGET.	16:20			
	16:25			Shot by <b>NEU</b> #13 Dylan Hryckowian, saved by #1 Hugo Ollas.
	16:26			Shot by <b>NEU</b> #29 Justin Hryckowian, saved by #1 Hugo Ollas.
	16:28	0 - 3	5 - 5	GOAL by <b>NEU</b> #4 Pito Walton, Assist by #29 Justin Hryckowian and #13 Dylan Hryckowian, On ice for <b>NEU</b> : #39 Cameron Whitehead, #4 Pito Walton, #13 Dylan Hryckowian, #27 Alex Campbell, #25 Matthew Staudacher, #8 Jackson Dorrington. On ice for <b>MCW</b> : #1 Hugo Ollas, #43 Ty Daneault, #18 Ben Brar, #37 Zach Bookman, #23 Frank Djurasevic, #19 Alex Jefferies.
Faceoff #10 Mark Hillier vs #15 Jack Williams won by <b>MCW</b> .	16:28			
Shot by <b>MCW</b> #28 Filip Forsmark BLOCKED by #5 Hunter McDonald.	17:06			
Shot by <b>MCW</b> #7 Max Wattvil, saved by #39 Cameron Whitehead.	19:07.6			
Penalty on #25 Luke Weilandt <b>MCW</b> 2 minutes for <b>ROUGHING</b> . Penalty on #7 Max Wattvil <b>MCW</b> 2 minutes for <b>HOOKING</b> .	19:20.8			Penalty on #13 Dylan Hryckowian <b>NEU</b> 2 minutes for <b>ROUGHING</b> .
	19:20.8			Faceoff #17 Mac Welsher vs #29 Justin Hryckowian won by <b>NEU</b> .
	19:20.8			<b>NEU</b> start of power play.
	19:45.9			Shot by <b>NEU</b> #15 Jack Williams, saved by #1 Hugo Ollas.
	19:46.8			Shot by <b>NEU</b> #12 Cam Lund, saved by #1 Hugo Ollas.
Faceoff #10 Mark Hillier vs #15 Jack Williams won by <b>MCW</b> .	19:47.1			
	19:54.6			Faceoff #10 Mark Hillier vs #15 Jack Williams won by <b>NEU</b> .
	19:58.8			Shot by <b>NEU</b> #9 Matt Choupani, saved by #1 Hugo Ollas.
End of 2nd period.	20:00.0			End of 2nd period.





## 2023-24 Men's Ice Hockey Play By Play Report

Mar 13, 2024, Start time: 07:15 PM, Matthews Arena, Boston, Massachusetts  
Attendance: 1254

Game duration: 2:12

### Start of 3rd period

Warriors					Huskies
Action	Time	Score	On Ice	Action	
Start of 3rd period.	00:00			Start of 3rd period.	
	00:00			Faceoff #10 Mark Hillier vs #15 Jack Williams won by <b>NEU</b> .	
	00:27			Shot by <b>NEU</b> #12 Cam Lund OFF TARGET.	
	00:39			Shot by <b>NEU</b> #11 Gunnarwolfe Fontaine BLOCKED by #10 Mark Hillier.	
	00:57			Shot by <b>NEU</b> #15 Jack Williams, saved by #1 Hugo Ollas.	
	01:19			Shot by <b>NEU</b> #15 Jack Williams, saved by #1 Hugo Ollas.	
Faceoff #17 Mac Welsher vs #21 Matt DeMelis won by <b>MCW</b> .	01:19				
	01:21			<b>NEU</b> #13 Dylan Hryckowian penalty complete.	
<b>MCW</b> #7 Max Wattvil penalty complete.	01:21				
	01:21			<b>NEU</b> end of power play.	
<b>MCW</b> #25 Luke Weilandt penalty complete.	01:21				
Shot by <b>MCW</b> #28 Filip Forsmark OFF TARGET.	01:50				
	02:11			Faceoff #20 Ethan Bono vs #14 Liam Walsh won by <b>NEU</b> .	
	02:42			Shot by <b>NEU</b> #14 Liam Walsh, saved by #1 Hugo Ollas.	
Faceoff #19 Alex Jefferies vs #14 Liam Walsh won by <b>MCW</b> .	02:42				
	03:13			Shot by <b>NEU</b> #4 Pito Walton OFF TARGET.	
	03:14			Faceoff #10 Mark Hillier vs #29 Justin Hryckowian won by <b>NEU</b> .	
	04:28			Shot by <b>NEU</b> #10 Patrick Dawson, saved by #1 Hugo Ollas.	
	04:44			Shot by <b>NEU</b> #22 Vinny Borgesi BLOCKED by #28 Filip Forsmark.	
	05:23			Shot by <b>NEU</b> #8 Jackson Dorrington, saved by #1 Hugo Ollas.	
	05:46			Faceoff #20 Ethan Bono vs #14 Liam Walsh won by <b>NEU</b> .	
	05:52			Shot by <b>NEU</b> #23 Eli Sebastian, saved by #1 Hugo Ollas.	
	07:21			Shot by <b>NEU</b> #22 Vinny Borgesi BLOCKED by #43 Ty Daneault.	
Shot by <b>MCW</b> #27 Adam Arvedson BLOCKED by #12 Cam Lund.	08:05				
	08:15			Shot by <b>NEU</b> #11 Gunnarwolfe Fontaine OFF TARGET.	
Shot by <b>MCW</b> #26 Ivan Zivlak, saved by #39 Cameron Whitehead.	09:03				
	09:40			Shot by <b>NEU</b> #20 Brett Edwards OFF TARGET.	
Shot by <b>MCW</b> #22 Michael Citara, saved by #39 Cameron Whitehead.	10:06				
Shot by <b>MCW</b> #22 Michael Citara BLOCKED by #27 Alex Campbell.	10:14				
	10:30			Shot by <b>NEU</b> #27 Alex Campbell OFF TARGET.	
Shot by <b>MCW</b> #19 Alex Jefferies OFF TARGET.	11:04				
	12:38			Shot by <b>NEU</b> #19 Billy Norcross BLOCKED by #26 Ivan Zivlak.	
	13:07			Shot by <b>NEU</b> #11 Gunnarwolfe Fontaine, saved by #1 Hugo Ollas.	
	13:17			Shot by <b>NEU</b> #4 Pito Walton OFF TARGET.	
	14:05			Shot by <b>NEU</b> #10 Patrick Dawson, saved by #1 Hugo Ollas.	
Media Timeout.	14:06			Media Timeout.	
	14:06			Faceoff #10 Mark Hillier vs #29 Justin Hryckowian won by <b>NEU</b> .	
Shot by <b>MCW</b> #10 Mark Hillier, saved by #39 Cameron Whitehead.	14:26				
Shot by <b>MCW</b> #15 Mark Gallant, saved by #39 Cameron Whitehead.	14:28				
	14:45			Shot by <b>NEU</b> #10 Patrick Dawson, saved by #1 Hugo Ollas.	
Shot by <b>MCW</b> #26 Ivan Zivlak, saved by #39 Cameron Whitehead.	15:21				
Shot by <b>MCW</b> #19 Alex Jefferies, saved by #39 Cameron Whitehead.	15:27				



2023-24 Men's Ice Hockey  
Play By Play Report

Mar 13, 2024, Start time: 07:15 PM, Matthews Arena, Boston, Massachusetts  
Attendance: 1254

Game duration: 2:12

Action	Time	Score	On Ice	Action
	15:28			Faceoff #19 Alex Jefferies vs #15 Jack Williams won by <b>NEU</b> .
EMPTY NET for <b>MCW</b> .	15:28			
	16:28	0 - 4	5 - 5	GOAL by <b>NEU</b> #13 Dylan Hryckowian, Assist by #29 Justin Hryckowian and #27 Alex Campbell, On ice for <b>NEU</b> : #39 Cameron Whitehead, #13 Dylan Hryckowian, #29 Justin Hryckowian, #5 Hunter McDonald, #4 Pito Walton, #27 Alex Campbell. On ice for <b>MCW</b> : #43 Ty Daneault, #37 Zach Bookman, #28 Filip Forsmark, #22 Michael Citara, #19 Alex Jefferies, #18 Ben Brar.
Goalie #1 Hugo Ollas in for <b>MCW</b> .	16:28			
	16:28			Faceoff #20 Ethan Bono vs #21 Matt DeMelis won by <b>NEU</b> .
Shot by <b>MCW</b> #7 Max Wattvil BLOCKED by #10 Patrick Dawson.	18:43			
	19:44.7			Shot by <b>NEU</b> #23 Eli Sebastian OFF TARGET.
End of 3rd period.	20:00.0			End of 3rd period.



## 2023-24 Men's Ice Hockey Shot Chart Report

Mar 13, 2024, Start time: 07:15 PM, Matthews Arena, Boston, Massachusetts  
Attendance: 1254

Game duration: 2:12

**MERRIMACK**

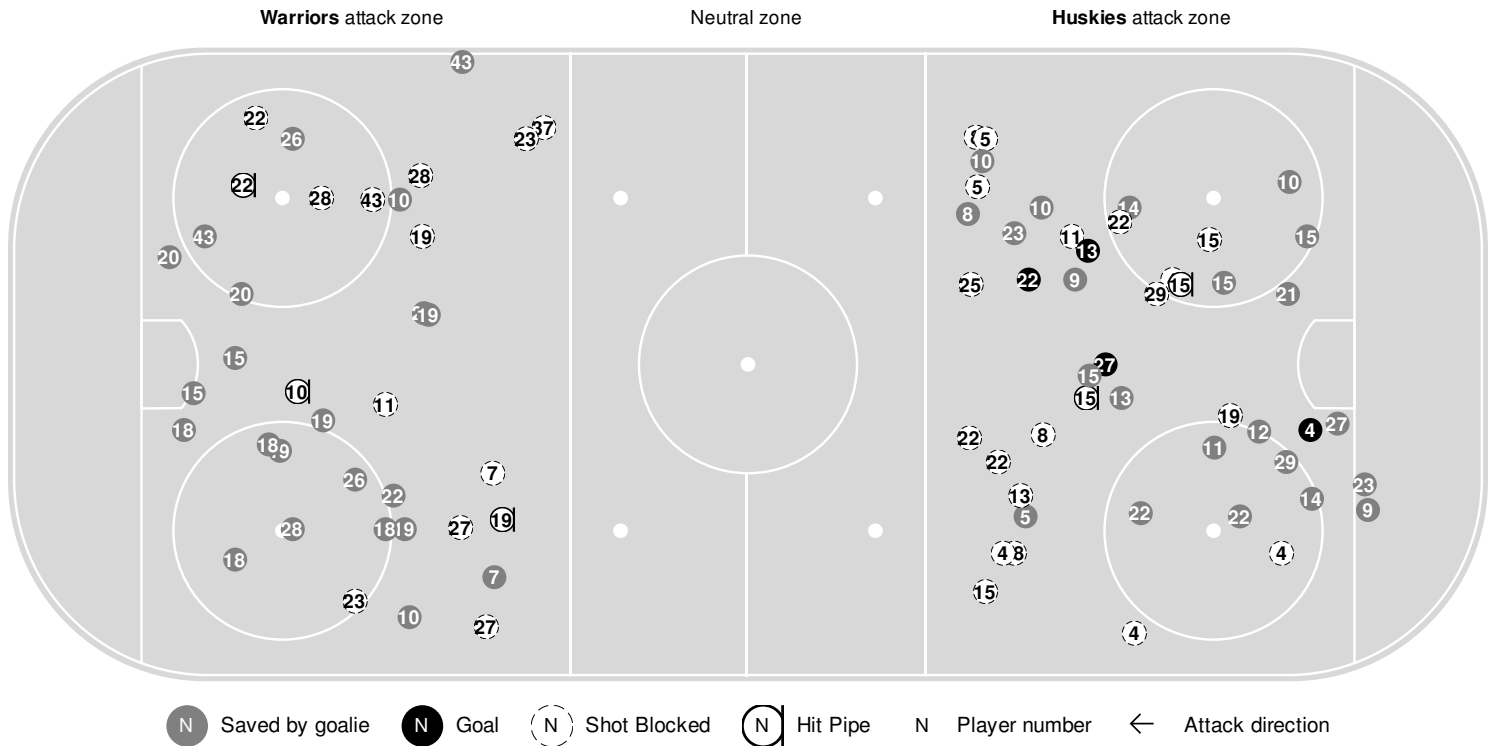
**0 - 4**

**NORTHEASTERN**

### Scoring by period

Team	1	2	3
Merrimack	0	0	0
Northeastern	1	2	1

### Shot chart



### Shot summary

Warriors					Huskies				
	1	2	3	Tot		1	2	3	Tot
Total shots attempted	19	17	11	47	Total shots attempted	19	18	21	58
Blocked by defense	2	7	3	12	Blocked by defense	8	7	4	19
Shots Off Target	4	4	2	10	Shots Off Target	3	1	7	11
Pipes	3	0	0	3	Pipes	1	1	0	2
Total shots on-target	10	6	6	22	Total shots on-target	7	9	10	26
Shots saved by goalie <b>Hugo Ollas</b>	6	7	9	22	Shots saved by goalie <b>Cameron Whitehead</b>	10	6	6	22
<b>Goals scored:</b>				<b>0</b>	<b>Goals scored:</b>				<b>4</b>



# 2023-24 Men's Ice Hockey Shot Chart (Advanced) Report

Mar 13, 2024, Start time: 07:15 PM, Matthews Arena, Boston, Massachusetts  
Attendance: 1254

Game duration: 2:12

**MERRIMACK**

**0 - 4**

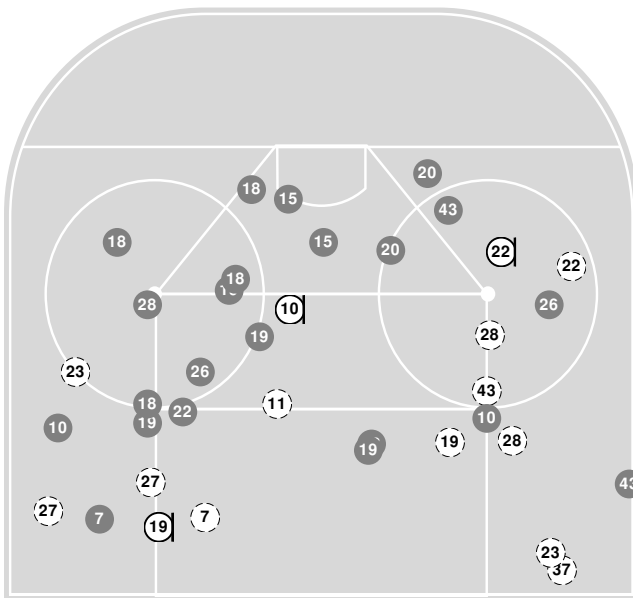
**NORTHEASTERN**

## Scoring by period

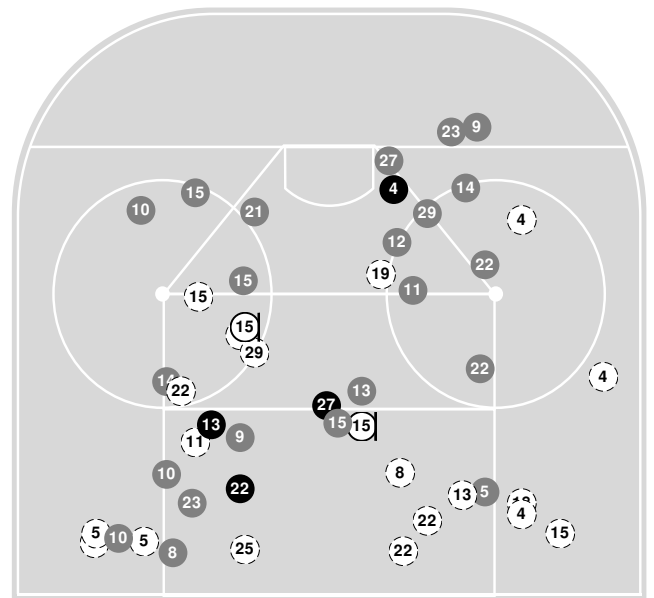
Team	1	2	3
Merrimack	0	0	0
Northeastern	1	2	1

## Shot chart

Warriors Attack zone



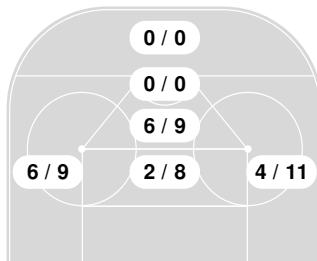
Huskies Attack zone



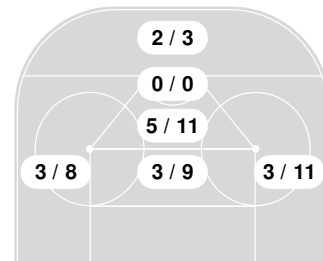
N Saved by goalie  
 N Goal  
 N Shot On-target  
 N Shot Blocked  
 N Hit Pipe  
 N Player number

## Shot statistics

Warriors Attack zone



Huskies Attack zone



## Shot summary

Warriors

Huskies



## 2023-24 Men's Ice Hockey Shot Chart (Advanced) Report

Mar 13, 2024, Start time: 07:15 PM, Matthews Arena, Boston, Massachusetts  
Attendance: 1254

Game duration: 2:12

	1	2	3	Tot
Total shots attempted	19	17	11	47
Blocked by defense	2	7	3	12
Shots Off Target	4	4	2	10
Pipes	3	0	0	3
Total shots on-target	10	6	6	22
Shots saved by goalie <b>Hugo Ollas</b>	6	7	9	22
<b>Goals scored:</b>				<b>0</b>

	1	2	3	Tot
Total shots attempted	19	18	21	58
Blocked by defense	8	7	4	19
Shots Off Target	3	1	7	11
Pipes	1	1	0	2
Total shots on-target	7	9	10	26
Shots saved by goalie <b>Cameron Whitehead</b>	10	6	6	22
<b>Goals scored:</b>				<b>4</b>



## 2023-24 Men's Ice Hockey Lineup Report

Mar 13, 2024, Start time: 07:15 PM, Matthews Arena, Boston, Massachusetts  
Attendance: 1254

Game duration: 2:12

**MERRIMACK (13-20-1, 6-17-1)**

**VS**

**NORTHEASTERN (16-15-3, 9-14-1)**

### Officials

**Referee:** Scott Hansen  
**Referee:** Peter Schlittenhardt  
**Linesman:** Robert Griffin  
**Linesman:** Steven Murray

### Goaltenders

Warriors		Huskies	
#	Player	#	Player
1	Hugo Ollas	39	Cameron Whitehead
29	Zachary Borgiel	1	Connor Hopkins
30	Steven Bacovsky	35	Harrison Chesney

### Team Lineups

Warriors				Huskies			
#	Pos	Player	Current season stats	#	Pos	Player	Current season stats
<b>Line #1</b>				<b>Line #1</b>			
18	LW	Ben Brar	34 GP (5-14-19)	27	LW	Alex Campbell	34 GP (21-16-37)
19	C	Alex Jefferies	21 GP (13-10-23)	29	C	Justin Hryckowian	30 GP (11-27-38)
43	RW	Ty Daneault	33 GP (13-8-21)	13	RW	Dylan Hryckowian	32 GP (6-23-29)
8	LD	Liam Dennison	34 GP (2-7-9)	5	LD	Hunter McDonald	21 GP (1-5-6)
26	RD	Ivan Zivlak	23 GP (1-2-3)	22	RD	Vinny Borgesi	32 GP (4-23-27)
<b>Line #2</b>				<b>Line #2</b>			
15	LW	Mark Gallant	32 GP (2-3-5)	11	LW	Gunnarwolfe Fontaine	34 GP (8-19-27)
10	C	Mark Hillier	34 GP (7-12-19)	15	C	Jack Williams	32 GP (17-19-36)
28	RW	Filip Forsmark	34 GP (5-13-18)	12	RW	Cam Lund	33 GP (11-19-30)
37	LD	Zach Bookman	32 GP (4-24-28)	8	LD	Jackson Dorrington	31 GP (6-6-12)
23	RD	Frank Djurasevic	34 GP (4-6-10)	4	RD	Pito Walton	34 GP (4-12-16)
<b>Line #3</b>				<b>Line #3</b>			
17	LW	Mac Welsher	29 GP (4-9-13)	20	LW	Brett Edwards	29 GP (5-2-7)
20	C	Ethan Bono	28 GP (6-3-9)	21	C	Matt DeMelis	21 GP (2-6-8)
22	RW	Michael Citara	30 GP (6-9-15)	19	RW	Billy Norcross	24 GP (0-4-4)
27	LD	Adam Arvedson	20 GP (1-3-4)	25	LD	Matthew Staudacher	29 GP (2-2-4)
7	RD	Max Wattvil	23 GP (2-1-3)	10	RD	Patrick Dawson	14 GP (0-0-0)
<b>Line #4</b>				<b>Line #4</b>			
16	LW	Nikita Borodayenko	11 GP (0-1-1)	23	LW	Eli Sebastian	30 GP (0-1-1)
25	C	Luke Weilandt	22 GP (3-2-5)	14	C	Liam Walsh	34 GP (4-3-7)
11	RW	Devlin O'Brien	29 GP (3-5-8)	18	RW	Andy Moore	29 GP (0-1-1)
9	XF	Brady Hunter	11 GP (0-2-2)	9	XF	Matt Choupani	27 GP (3-9-12)

### Head Coach

**MCW:** Scott Borek  
**NEU:** Jerry Keefe

### Legend

**D** Defense      **LW** Left Wing      **RW** Right Wing      **C** Center  
**F** Forward      **LD** Left Defense      **RD** Right Defense





## 2023-24 Men's Ice Hockey Box Score Report

Mar 16, 2024, Start time: 04:00 PM, Schneider Arena, Providence, Rhode Island  
Attendance: 2644

Game duration: 2:36

**MASSACHUSETTS (20-12-3)**

**VS**

**PROVIDENCE (18-13-4)**

**Box score**

	Prd	Time	Team		Scored by	Assists	Visitors on ice	Home on ice
1.	1st	01:07	UMASS	EV	Ryan Lautenbach/10	Lucas Mercuri/15 Taylor Makar/5	G30, 23, 7, 18, 14, 11	G35, 24, 6, 12, 19, 11
2.	1st	04:16	UMASS	EV	Ryan Ufko/10	Kenny Connors/15	G30, 6, 5, 16, 27, 17	G35, 2, 27, 12, 19, 11
3.	3rd	14:22	UMASS	EV	Kenny Connors/7	Ryan Lautenbach/13 Lucas Mercuri/16	G30, 23, 24, 14, 17, 11	G35, 27, 4, 11, 13, 17
4.	3rd	14:50	PC	PP, EA	Hudson Malinoski/9	Guillaume Richard/15 Tanner Adams/15	G30, 6, 7, 14, 27, 17	14, 12, 19, 8, 9, 17

**Goals by period**

Team	1	2	3	Tot
UMASS	2	0	1	3
PC	0	0	1	1

**Shots by period**

Team	1	2	3	Tot
UMASS	10	7	8	25
PC	14	8	6	28

**Team summary**

**Minutemen**

#	Player	G	A	P	PM	BL	SH	+/-
5	Linden Alger	0	0	0	0	0	1	1
6	Ryan Ufko	1	0	1	0	0	3	1
7	Samuli Niinisaari	0	0	0	0	2	0	1
9	Jack Musa	0	0	0	0	1	2	0
10	Dans Locmelis	0	0	0	0	1	1	0
11	Lucas Mercuri	0	2	2	0	0	1	2
12	Lucas Vanroboys	0	0	0	0	1	2	0
14	Ryan Lautenbach	1	1	2	2	1	4	2
15	Christian Sanda	0	0	0	0	0	0	0
16	Aydar Suniev	0	0	0	0	0	1	1
17	Kenny Connors	1	1	2	0	1	1	2
18	Taylor Makar	0	1	1	0	0	2	1
19	Cole O'Hara	0	0	0	0	2	2	0
20	Liam Gorman	0	0	0	0	1	1	0
23	Scott Morrow	0	0	0	0	1	4	2
24	Elliott McDermott	0	0	0	0	1	0	1
25	Aaron Bohlinger	0	0	0	0	2	0	0
26	Owen Murray	0	0	0	2	1	0	0
27	Michael Cameron	0	0	0	0	2	0	1
30	Michael Hrabal	0	0	0	0	0	0	0
TM	TEAM	0	0	0	2	0	0	0
1	Jackson Irving				dnp			
34	Cole Brady				dnp			
<b>Totals:</b>		<b>3</b>	<b>5</b>	<b>8</b>	<b>6</b>	<b>17</b>	<b>25</b>	<b>15</b>

**Friars**

#	Player	G	A	P	PM	BL	SH	+/-
2	Luke Kryz	0	0	0	2	0	3	-1
4	Guillaume Richard	0	1	1	2	1	2	-1
6	Cam McDonald	0	0	0	0	0	1	-1
8	Riley Duran	0	0	0	0	0	2	0
9	Hudson Malinoski	1	0	1	0	1	3	0
11	Graham Gamache	0	0	0	0	2	2	-3
12	Nick Poisson	0	0	0	0	0	1	-2
13	Craig Needham	0	0	0	0	0	2	-1
14	Cal Kiefiuk	0	0	0	0	0	0	0
15	Liam Valente	0	0	0	0	1	4	0
17	Chase Yoder	0	0	0	4	0	3	-1
19	Tanner Adams	0	1	1	0	0	1	-2
20	Andrew Centrella	0	0	0	0	0	3	0
22	Clint Levens	0	0	0	0	0	0	0
23	Bennett Schimek	0	0	0	0	1	0	0
24	Austen May	0	0	0	0	0	0	-1
25	Connor Kelley	0	0	0	0	0	1	0
27	Taige Harding	0	0	0	0	1	0	-2
28	Jaroslav Chmelar	0	0	0	0	1	0	0
35	Philip Svedebäck	0	0	0	0	0	0	0
TM	TEAM	0	0	0	2	0	0	0
1	John Driscoll				dnp			
33	Marcus Brännman				dnp			
<b>Totals:</b>		<b>1</b>	<b>2</b>	<b>3</b>	<b>10</b>	<b>8</b>	<b>28</b>	<b>-15</b>

**Power play goals-ATT (SH)**

Period	UMASS	PC
1st	0-1(0)	0-1(1)
2nd	0-2(2)	0-1(1)
3rd	0-2(4)	1-1(1)
<b>Total</b>	<b>0-5(6)</b>	<b>1-3(3)</b>

**Penalty minutes**

Period	UMASS	PC
1st	1-2	1-2
2nd	1-2	2-4
3rd	1-2	2-4
<b>Total</b>	<b>3-6</b>	<b>5-10</b>

**Three stars**

1. Ryan Lautenbach
2. Kenny Connors
3. Ryan Ufko

**Officials**

**Referee:** Terrence Murphy  
**Referee:** Steven Rouillard  
**Linesman:** Bill Kingdon  
**Linesman:** Kyle Richetelle

**Goaltenders**

**Minutemen**

#	Player	Min	GA	1	2	3	Saves
30	Michael Hrabal	60:00	1	14	8	5	27
<b>Win - Michael Hrabal (17-10-1)</b>							

**Friars**

#	Player	Min	GA	1	2	3	Saves
35	Philip Svedebäck	57:34	3	8	7	7	22
TM	EMPTY NET	02:26	0	0	0	0	0
<b>Loss - Philip Svedebäck (18-13-4)</b>							

Referee's Signature \_\_\_\_\_





## 2023-24 Men's Ice Hockey Box Score Report

Mar 16, 2024, Start time: 04:00 PM, Schneider Arena, Providence, Rhode Island  
Attendance: 2644

Game duration: 2:36

### Penalty summary

Prd	Player	Team	Min	Offense	Time		Prd	Player	Team	Min	Offense	Time	
1st	TEAM	UMASS	2	Too many players on ice	14:59	PP	2nd	Chase Yoder	PC	2	Tripping	14:50	PP
1st	Luke Kryz	PC	2	High Sticking	17:50	PP	3rd	Chase Yoder	PC	2	Unsportsmanlike conduct	12:12	PP
2nd	Owen Murray	UMASS	2	Hooking	00:18	PP	3rd	Ryan Lautenbach	UMASS	2	Tripping	14:46	PP
2nd	TEAM	PC	2	Too many players on ice	01:36	PP	3rd	Guillaume Richard	PC	2	Tripping	15:04	PP

### Faceoff summary

#### Minutemen

#	Player	W	L	FO%
11	Lucas Mercuri	10	8	55.6
10	Dans Locmelis	9	8	52.9
12	Lucas Vanrobays	8	7	53.3
17	Kenny Connors	8	12	40.0
<b>Totals:</b>		<b>35</b>	<b>35</b>	<b>50.0</b>


#### Friars

#	Player	W	L	FO%
17	Chase Yoder	14	8	63.6
13	Craig Needham	12	9	57.1
9	Hudson Malinoski	6	7	46.2
8	Riley Duran	2	3	40.0
11	Graham Gamache	1	8	11.1
<b>Totals:</b>		<b>35</b>	<b>35</b>	<b>50.0</b>

### Faceoff chart

#### Minutemen

FACEOFFS	WON
1st Period	13
2nd Period	14
3rd Period	8
At even strength	28
Power play	6
Short handed	1



#### Friars

WON	FACEOFFS
11	1st Period
10	2nd Period
14	3rd Period
32	At even strength
0	Power play
3	Short handed

### Power play summary

#### Minutemen

Prd	Start	End	Elapsed	Shots	(Opp)
1	17:50	19:50	02:00	0	0
2	02:18	03:36	01:18	1	0
2	14:50	16:50	02:00	1	0
3	12:12	14:12	02:00	1	0
3	15:04	17:04	02:00	3	0
<b>Summary: 5 opps, 6 shots, 0 goal, time 09:18</b>					

#### Friars

Prd	Start	End	Elapsed	Shots	(Opp)	
1	14:59	16:59	02:00	1	0	
2	00:18	01:36	01:18	1	0	
3	14:46	14:50	00:04	1	0	PPG
<b>Summary: 3 opps, 3 shots, 1 goal, time 03:22</b>						

### Shootout summary

No Shootouts

### Penalty shot summary

No Penalty Shots

Referee's Signature \_\_\_\_\_







2023-24 Men's Ice Hockey  
Play By Play Report

Mar 16, 2024, Start time: 04:00 PM, Schneider Arena, Providence, Rhode Island  
Attendance: 2644

Game duration: 2:36

MASSACHUSETTS

3 - 1

PROVIDENCE

Scoring by period

Team	1	2	3
MASSACHUSETTS	2	0	1
PROVIDENCE	0	0	1

Start of 1st period

Minutemen				Friars
Action	Time	Score	On Ice	Action
Starting lineups <b>UMASS</b> : #30 Michael Hrabal, #5 Linden Alger, #6 Ryan Ufko, #16 Aydar Suniev, #17 Kenny Connors, #27 Michael Cameron.	00:00			Starting lineups <b>PC</b> : #35 Philip Svedebäck, #4 Guillaume Richard, #25 Connor Kelley, #23 Bennett Schimek, #17 Chase Yoder, #8 Riley Duran.
Start of 1st period.	00:00			Start of 1st period.
Faceoff #17 Kenny Connors vs #17 Chase Yoder won by <b>UMASS</b> .	00:00			
Faceoff #17 Kenny Connors vs #17 Chase Yoder won by <b>UMASS</b> .	00:07			
	00:42			Shot by <b>PC</b> #8 Riley Duran, saved by #30 Michael Hrabal.
GOAL by <b>UMASS</b> #14 Ryan Lautenbach, Assist by #11 Lucas Mercuri and #18 Taylor Makar, On ice for <b>UMASS</b> : #30 Michael Hrabal, #14 Ryan Lautenbach, #11 Lucas Mercuri, #18 Taylor Makar, #7 Samuli Niinisaari, #23 Scott Morrow. On ice for <b>PC</b> : #35 Philip Svedebäck, #6 Cam McDonald, #11 Graham Gamache, #12 Nick Poisson, #19 Tanner Adams, #24 Austen May.	01:07	1 - 0	5 - 5	
Faceoff #11 Lucas Mercuri vs #13 Craig Needham won by <b>UMASS</b> .	01:07			
	02:08			Shot by <b>PC</b> #15 Liam Valente OFF TARGET.
	02:19			Shot by <b>PC</b> #4 Guillaume Richard BLOCKED by #25 Aaron Bohlinger.
Shot by <b>UMASS</b> #6 Ryan Ufko, saved by #35 Philip Svedebäck.	02:52			
	02:52			Faceoff #12 Lucas Vanroboys vs #13 Craig Needham won by <b>PC</b> .
	02:56			Faceoff #12 Lucas Vanroboys vs #13 Craig Needham won by <b>PC</b> .
Faceoff #17 Kenny Connors vs #11 Graham Gamache won by <b>UMASS</b> .	04:12			
GOAL by <b>UMASS</b> #6 Ryan Ufko, Assist by #17 Kenny Connors, On ice for <b>UMASS</b> : #30 Michael Hrabal, #6 Ryan Ufko, #17 Kenny Connors, #16 Aydar Suniev, #5 Linden Alger, #27 Michael Cameron. On ice for <b>PC</b> : #35 Philip Svedebäck, #2 Luke Kryz, #11 Graham Gamache, #12 Nick Poisson, #19 Tanner Adams, #27 Taige Harding.	04:16	2 - 0	5 - 5	
Faceoff #11 Lucas Mercuri vs #9 Hudson Malinoski won by <b>UMASS</b> .	04:16			
Shot by <b>UMASS</b> #18 Taylor Makar BLOCKED by #9 Hudson Malinoski.	04:34			
Shot by <b>UMASS</b> #25 Aaron Bohlinger BLOCKED by #28 Jaroslav Chmelar.	04:42			
	04:57			Shot by <b>PC</b> #15 Liam Valente, saved by #30 Michael Hrabal.
	05:16			Shot by <b>PC</b> #23 Bennett Schimek OFF TARGET.
Faceoff #10 Dans Locomelis vs #11 Graham Gamache won by <b>UMASS</b> .	05:18			
Shot by <b>UMASS</b> #5 Linden Alger, saved by #35 Philip Svedebäck.	05:34			
	06:07			Faceoff #12 Lucas Vanroboys vs #17 Chase Yoder won by <b>PC</b> .
Media Timeout.	06:22			Media Timeout.



## 2023-24 Men's Ice Hockey Play By Play Report

Mar 16, 2024, Start time: 04:00 PM, Schneider Arena, Providence, Rhode Island  
Attendance: 2644

Game duration: 2:36

Action	Time	Score	On Ice	Action
	06:22			Faceoff #17 Kenny Connors vs #13 Craig Needham won by <b>PC</b> .
Shot by <b>UMASS</b> #17 Kenny Connors BLOCKED by #4 Guillaume Richard.	07:03			
Shot by <b>UMASS</b> #6 Ryan Ufko, saved by #35 Philip Svedebäck.	07:15			
Shot by <b>UMASS</b> #18 Taylor Makar, saved by #35 Philip Svedebäck.	07:46			
	08:01			Shot by <b>PC</b> #17 Chase Yoder, saved by #30 Michael Hrabal.
	08:04			Shot by <b>PC</b> #17 Chase Yoder OFF TARGET.
	08:26			Shot by <b>PC</b> #9 Hudson Malinoski, saved by #30 Michael Hrabal.
	08:26			Faceoff #10 Dans Locmelis vs #9 Hudson Malinoski won by <b>PC</b> .
	08:33			Shot by <b>PC</b> #15 Liam Valente, saved by #30 Michael Hrabal.
Faceoff #12 Lucas Vanroboys vs #9 Hudson Malinoski won by <b>UMASS</b> .	08:33			
Shot by <b>UMASS</b> #20 Liam Gorman, saved by #35 Philip Svedebäck.	08:53			
	09:18			Shot by <b>PC</b> #28 Jaroslav Chmelar BLOCKED by #7 Samuli Niinisaari.
Faceoff #10 Dans Locmelis vs #11 Graham Gamache won by <b>UMASS</b> .	09:18			
	09:24			Shot by <b>PC</b> #12 Nick Poisson OFF TARGET.
	09:34			Shot by <b>PC</b> #2 Luke Kryz, saved by #30 Michael Hrabal.
	09:38			Shot by <b>PC</b> #12 Nick Poisson BLOCKED by #26 Owen Murray.
	09:38			Faceoff #17 Kenny Connors vs #17 Chase Yoder won by <b>PC</b> .
Faceoff #11 Lucas Mercuri vs #17 Chase Yoder won by <b>UMASS</b> .	10:08			
Shot by <b>UMASS</b> #23 Scott Morrow BLOCKED by #23 Bennett Schimek.	10:13			
Shot by <b>UMASS</b> #11 Lucas Mercuri OFF TARGET.	10:19			
Shot by <b>UMASS</b> #11 Lucas Mercuri, saved by #35 Philip Svedebäck.	10:45			
	11:17			Shot by <b>PC</b> #2 Luke Kryz, saved by #30 Michael Hrabal.
	11:33			Shot by <b>PC</b> #15 Liam Valente, saved by #30 Michael Hrabal.
	11:42			Shot by <b>PC</b> #15 Liam Valente, saved by #30 Michael Hrabal.
	12:03			Shot by <b>PC</b> #20 Andrew Centrella, saved by #30 Michael Hrabal.
Media Timeout.	12:03			Media Timeout.
Faceoff #12 Lucas Vanroboys vs #13 Craig Needham won by <b>UMASS</b> .	12:03			
	12:11			Faceoff #12 Lucas Vanroboys vs #13 Craig Needham won by <b>PC</b> .
	12:15			Shot by <b>PC</b> #20 Andrew Centrella, saved by #30 Michael Hrabal.
Faceoff #11 Lucas Mercuri vs #17 Chase Yoder won by <b>UMASS</b> .	12:15			
	12:37			Shot by <b>PC</b> #2 Luke Kryz OFF TARGET.
	12:45			Faceoff #11 Lucas Mercuri vs #9 Hudson Malinoski won by <b>PC</b> .
	12:49			Shot by <b>PC</b> #25 Connor Kelley BLOCKED by #14 Ryan Lautenbach.
	13:08			Shot by <b>PC</b> #15 Liam Valente OFF TARGET.
Shot by <b>UMASS</b> #10 Dans Locmelis, saved by #35 Philip Svedebäck.	13:35			
Shot by <b>UMASS</b> #9 Jack Musa, saved by #35 Philip Svedebäck.	13:37			
	14:28			Shot by <b>PC</b> #19 Tanner Adams BLOCKED by #23 Scott Morrow.
	14:32			Shot by <b>PC</b> #19 Tanner Adams, saved by #30 Michael Hrabal.
	14:40			Shot by <b>PC</b> #22 Clint Levens OFF TARGET.



## 2023-24 Men's Ice Hockey Play By Play Report

Mar 16, 2024, Start time: 04:00 PM, Schneider Arena, Providence, Rhode Island  
Attendance: 2644

Game duration: 2:36

Action	Time	Score	On Ice	Action
	14:47			Shot by <b>PC</b> #13 Craig Needham, saved by #30 Michael Hrabal.
Penalty on <b>UMASS</b> 2 minutes for <b>TOO MANY PLAYERS ON ICE</b> , served by #18 Taylor Makar.	14:59			
Media Timeout.	14:59			Media Timeout.
	14:59			Faceoff #11 Lucas Mercuri vs #17 Chase Yoder won by <b>PC</b> .
	14:59			<b>PC</b> start of power play.
	15:38			Shot by <b>PC</b> #4 Guillaume Richard OFF TARGET.
	15:44			Shot by <b>PC</b> #17 Chase Yoder, saved by #30 Michael Hrabal.
	16:48			Shot by <b>PC</b> #24 Austen May BLOCKED by #17 Kenny Connors.
<b>UMASS</b> #18 Taylor Makar penalty complete.	16:59			
	16:59			<b>PC</b> end of power play.
	16:59			Shot by <b>PC</b> #12 Nick Poisson OFF TARGET.
	17:12			Faceoff #11 Lucas Mercuri vs #13 Craig Needham won by <b>PC</b> .
Faceoff #11 Lucas Mercuri vs #13 Craig Needham won by <b>UMASS</b> .	17:26			
	17:50			Penalty on #2 Luke Kryz <b>PC</b> 2 minutes for <b>HIGH STICKING</b> .
	17:50			Faceoff #10 Dans Locmelis vs #17 Chase Yoder won by <b>PC</b> .
<b>UMASS</b> start of power play.	17:50			
	18:20			Shot by <b>PC</b> #17 Chase Yoder ON PIPE.
Faceoff #11 Lucas Mercuri vs #13 Craig Needham won by <b>UMASS</b> .	18:20			
Shot by <b>UMASS</b> #11 Lucas Mercuri ON PIPE.	18:49			
	19:50.0			<b>PC</b> #2 Luke Kryz penalty complete.
<b>UMASS</b> end of power play.	19:50.0			
End of 1st period.	20:00.0			End of 1st period.



## 2023-24 Men's Ice Hockey Play By Play Report

Mar 16, 2024, Start time: 04:00 PM, Schneider Arena, Providence, Rhode Island  
Attendance: 2644

Game duration: 2:36

### Start of 2nd period

Minutemen				Friars
Action	Time	Score	On Ice	Action
Start of 2nd period.	00:00			Start of 2nd period.
	00:00			Faceoff #17 Kenny Connors vs #17 Chase Yoder won by <b>PC</b> .
Penalty on #26 Owen Murray <b>UMASS</b> 2 minutes for <b>HOOKING</b> .	00:18			
	00:18			Faceoff #10 Dans Locmelis vs #17 Chase Yoder won by <b>PC</b> .
	00:18			<b>PC</b> start of power play.
	00:27			Shot by <b>PC</b> #17 Chase Yoder OFF TARGET.
	00:47			Shot by <b>PC</b> #4 Guillaume Richard, saved by #30 Michael Hrabal.
	00:50			Shot by <b>PC</b> #9 Hudson Malinoski BLOCKED by #9 Jack Musa.
	01:03			Shot by <b>PC</b> #19 Tanner Adams BLOCKED by #10 Dans Locmelis.
Faceoff #11 Lucas Mercuri vs #11 Graham Gamache won by <b>UMASS</b> .	01:03			
	01:36			Penalty on <b>PC</b> 2 minutes for <b>TOO MANY PLAYERS ON ICE</b> , served by #19 Tanner Adams.
	01:36			<b>PC</b> end of power play.
	01:36			Faceoff #17 Kenny Connors vs #13 Craig Needham won by <b>PC</b> .
<b>UMASS</b> #26 Owen Murray penalty complete.	02:18			
<b>UMASS</b> start of power play.	02:18			
Shot by <b>UMASS</b> #14 Ryan Lautenbach, saved by #35 Philip Svedebäck.	03:27			
Shot by <b>UMASS</b> #16 Aydar Suniev BLOCKED by #27 Taige Harding.	03:33			
	03:36			<b>PC</b> #19 Tanner Adams penalty complete.
<b>UMASS</b> end of power play.	03:36			
	03:38			Shot by <b>PC</b> #11 Graham Gamache, saved by #30 Michael Hrabal.
	04:06			Shot by <b>PC</b> #6 Cam McDonald, saved by #30 Michael Hrabal.
	04:10			Shot by <b>PC</b> #19 Tanner Adams OFF TARGET.
	04:48			Shot by <b>PC</b> #9 Hudson Malinoski, saved by #30 Michael Hrabal.
Faceoff #12 Lucas Vanroboys vs #9 Hudson Malinoski won by <b>UMASS</b> .	04:48			
Faceoff #12 Lucas Vanroboys vs #17 Chase Yoder won by <b>UMASS</b> .	05:04			
Shot by <b>UMASS</b> #18 Taylor Makar, saved by #35 Philip Svedebäck.	05:14			
	07:00			Shot by <b>PC</b> #2 Luke Kryz, saved by #30 Michael Hrabal.
	07:27			Shot by <b>PC</b> #4 Guillaume Richard BLOCKED by #25 Aaron Bohlinger.
	09:19			Faceoff #12 Lucas Vanroboys vs #8 Riley Duran won by <b>PC</b> .
	09:41			Faceoff #12 Lucas Vanroboys vs #11 Graham Gamache won by <b>PC</b> .
	10:02			Shot by <b>PC</b> #11 Graham Gamache, saved by #30 Michael Hrabal.
Media Timeout.	10:02			Media Timeout.
Faceoff #17 Kenny Connors vs #9 Hudson Malinoski won by <b>UMASS</b> .	10:02			
	10:40			Faceoff #17 Kenny Connors vs #17 Chase Yoder won by <b>PC</b> .
	10:44			Shot by <b>PC</b> #8 Riley Duran, saved by #30 Michael Hrabal.
Faceoff #11 Lucas Mercuri vs #13 Craig Needham won by <b>UMASS</b> .	12:02			
Shot by <b>UMASS</b> #14 Ryan Lautenbach, saved by #35 Philip Svedebäck.	12:04			



## 2023-24 Men's Ice Hockey Play By Play Report

Mar 16, 2024, Start time: 04:00 PM, Schneider Arena, Providence, Rhode Island  
Attendance: 2644

Game duration: 2:36

Action	Time	Score	On Ice	Action
Media Timeout.	12:04			Media Timeout.
	12:04			Faceoff #11 Lucas Mercuri vs #13 Craig Needham won by <b>PC</b> .
Shot by <b>UMASS</b> #23 Scott Morrow, saved by #35 Philip Svedebäck.	13:32			
Faceoff #12 Lucas Vanroboys vs #13 Craig Needham won by <b>UMASS</b> .	13:32			
Shot by <b>UMASS</b> #23 Scott Morrow BLOCKED by #15 Liam Valente.	13:38			
Faceoff #12 Lucas Vanroboys vs #13 Craig Needham won by <b>UMASS</b> .	13:38			
Shot by <b>UMASS</b> #23 Scott Morrow OFF TARGET.	13:45			
	14:13			Faceoff #17 Kenny Connors vs #13 Craig Needham won by <b>PC</b> .
	14:20			Faceoff #17 Kenny Connors vs #13 Craig Needham won by <b>PC</b> .
Media Timeout.	14:26			Media Timeout.
	14:26			Faceoff #17 Kenny Connors vs #17 Chase Yoder won by <b>PC</b> .
	14:50			Penalty on #17 Chase Yoder <b>PC</b> 2 minutes for <b>TRIPPING</b> .
Faceoff #10 Dans Locmelis vs #13 Craig Needham won by <b>UMASS</b> .	14:50			
<b>UMASS</b> start of power play.	14:50			
Shot by <b>UMASS</b> #9 Jack Musa OFF TARGET.	15:02			
Faceoff #10 Dans Locmelis vs #8 Riley Duran won by <b>UMASS</b> .	15:03			
Shot by <b>UMASS</b> #6 Ryan Ufko OFF TARGET.	15:14			
Shot by <b>UMASS</b> #14 Ryan Lautenbach, saved by #35 Philip Svedebäck.	16:34			
Shot by <b>UMASS</b> #19 Cole O'Hara ON PIPE.	16:45			
Faceoff #11 Lucas Mercuri vs #8 Riley Duran won by <b>UMASS</b> .	16:45			
	16:50			<b>PC</b> #17 Chase Yoder penalty complete.
<b>UMASS</b> end of power play.	16:50			
Shot by <b>UMASS</b> #14 Ryan Lautenbach OFF TARGET.	17:04			
Faceoff #12 Lucas Vanroboys vs #9 Hudson Malinoski won by <b>UMASS</b> .	17:15			
Faceoff #10 Dans Locmelis vs #11 Graham Gamache won by <b>UMASS</b> .	18:23			
Shot by <b>UMASS</b> #9 Jack Musa, saved by #35 Philip Svedebäck.	18:46			
Shot by <b>UMASS</b> #19 Cole O'Hara, saved by #35 Philip Svedebäck.	19:06.7			
Shot by <b>UMASS</b> #6 Ryan Ufko BLOCKED by #11 Graham Gamache.	19:13.1			
Faceoff #17 Kenny Connors vs #11 Graham Gamache won by <b>UMASS</b> .	19:26.1			
Faceoff #17 Kenny Connors vs #13 Craig Needham won by <b>UMASS</b> .	19:33.5			
	19:45.4			Shot by <b>PC</b> #13 Craig Needham, saved by #30 Michael Hrabal.
End of 2nd period.	20:00.0			End of 2nd period.



## 2023-24 Men's Ice Hockey Play By Play Report

Mar 16, 2024, Start time: 04:00 PM, Schneider Arena, Providence, Rhode Island  
Attendance: 2644

Game duration: 2:36

### Start of 3rd period

Minutemen				Friars
Action	Time	Score	On Ice	Action
Start of 3rd period.	00:00			Start of 3rd period.
Faceoff #17 Kenny Connors vs #17 Chase Yoder won by <b>UMASS</b> .	00:00			
	02:31			Shot by <b>PC</b> #4 Guillaume Richard, saved by #30 Michael Hrabal.
	02:31			Faceoff #17 Kenny Connors vs #17 Chase Yoder won by <b>PC</b> .
	02:34			Shot by <b>PC</b> #25 Connor Kelley BLOCKED by #27 Michael Cameron.
	02:51			Shot by <b>PC</b> #14 Cal Kiefiuk OFF TARGET.
Shot by <b>UMASS</b> #12 Lucas Vanroboys, saved by #35 Philip Svedebäck.	03:30			
Shot by <b>UMASS</b> #18 Taylor Makar ON PIPE.	04:46			
Shot by <b>UMASS</b> #19 Cole O'Hara, saved by #35 Philip Svedebäck.	04:56			
Shot by <b>UMASS</b> #10 Dans Locmelis ON PIPE.	05:11			
	06:29			Shot by <b>PC</b> #17 Chase Yoder BLOCKED by #7 Samuli Niinisaari.
	06:39			Faceoff #12 Lucas Vanroboys vs #17 Chase Yoder won by <b>PC</b> .
	06:45			Shot by <b>PC</b> #24 Austen May BLOCKED by #12 Lucas Vanroboys.
	07:59			Shot by <b>PC</b> #2 Luke Kryz BLOCKED by #20 Liam Gorman.
Media Timeout.	07:59			Media Timeout.
	07:59			Faceoff #11 Lucas Mercuri vs #13 Craig Needham won by <b>PC</b> .
Faceoff #10 Dans Locmelis vs #17 Chase Yoder won by <b>UMASS</b> .	08:38			
	09:01			Shot by <b>PC</b> #8 Riley Duran OFF TARGET.
	09:36			Shot by <b>PC</b> #12 Nick Poisson BLOCKED by #24 Elliott McDermott.
Faceoff #17 Kenny Connors vs #9 Hudson Malinoski won by <b>UMASS</b> .	09:36			
	09:52			Shot by <b>PC</b> #25 Connor Kelley, saved by #30 Michael Hrabal.
Shot by <b>UMASS</b> #12 Lucas Vanroboys, saved by #35 Philip Svedebäck.	11:28			
	11:36			Faceoff #10 Dans Locmelis vs #8 Riley Duran won by <b>PC</b> .
Media Timeout.	11:40			Media Timeout.
	11:40			Faceoff #10 Dans Locmelis vs #9 Hudson Malinoski won by <b>PC</b> .
	11:50			Faceoff #10 Dans Locmelis vs #9 Hudson Malinoski won by <b>PC</b> .
	11:53			Shot by <b>PC</b> #12 Nick Poisson OFF TARGET.
	12:03			Shot by <b>PC</b> #27 Taige Harding OFF TARGET.
	12:07			Shot by <b>PC</b> #12 Nick Poisson, saved by #30 Michael Hrabal.
	12:07			Faceoff #11 Lucas Mercuri vs #17 Chase Yoder won by <b>PC</b> .
	12:11			Shot by <b>PC</b> #20 Andrew Centrella BLOCKED by #27 Michael Cameron.
	12:12			Penalty on #17 Chase Yoder <b>PC</b> 2 minutes for <b>UNSPORTSMANLIKE CONDUCT</b> .
<b>UMASS</b> start of power play.	12:12			
	12:12			Faceoff #10 Dans Locmelis vs #13 Craig Needham won by <b>PC</b> .
Shot by <b>UMASS</b> #9 Jack Musa OFF TARGET.	12:34			
Shot by <b>UMASS</b> #6 Ryan Ufko BLOCKED by #11 Graham Gamache.	12:50			
Shot by <b>UMASS</b> #23 Scott Morrow, saved by #35 Philip Svedebäck.	12:55			
Faceoff #10 Dans Locmelis vs #8 Riley Duran won by <b>UMASS</b> .	12:55			
Shot by <b>UMASS</b> #16 Aydar Suniev OFF TARGET.	13:11			



## 2023-24 Men's Ice Hockey Play By Play Report

Mar 16, 2024, Start time: 04:00 PM, Schneider Arena, Providence, Rhode Island  
Attendance: 2644

Game duration: 2:36

Action	Time	Score	On Ice	Action
Shot by <b>UMASS</b> #6 Ryan Ufko OFF TARGET.	13:30			
	13:55			Faceoff #11 Lucas Mercuri vs #13 Craig Needham won by <b>PC</b> .
	14:01			Shot by <b>PC</b> #27 Taige Harding BLOCKED by #19 Cole O'Hara.
	14:12			<b>PC</b> #17 Chase Yoder penalty complete.
<b>UMASS</b> end of power play.	14:12			
GOAL by <b>UMASS</b> #17 Kenny Connors, Assist by #14 Ryan Lautenbach and #11 Lucas Mercuri, On ice for <b>UMASS</b> : #30 Michael Hrabal, #17 Kenny Connors, #11 Lucas Mercuri, #14 Ryan Lautenbach, #24 Elliott McDermott, #23 Scott Morrow. On ice for <b>PC</b> : #35 Philip Svedebäck, #11 Graham Gamache, #13 Craig Needham, #17 Chase Yoder, #27 Taige Harding, #4 Guillaume Richard.	14:22	3 - 0	5 - 5	
Faceoff #12 Lucas Vanroboys vs #9 Hudson Malinoski won by <b>UMASS</b> .	14:22			
Media Timeout.	14:32			Media Timeout.
	14:32			Faceoff #11 Lucas Mercuri vs #9 Hudson Malinoski won by <b>PC</b> .
Penalty on #14 Ryan Lautenbach <b>UMASS</b> 2 minutes for <b>TRIPPING</b> .	14:46			
	14:46			Faceoff #17 Kenny Connors vs #17 Chase Yoder won by <b>PC</b> .
	14:46			<b>PC</b> start of power play.
	14:50			EMPTY NET for <b>PC</b> .
	14:50	3 - 1	4 - 5	GOAL by <b>PC</b> #9 Hudson Malinoski, Assist by #4 Guillaume Richard and #19 Tanner Adams, On ice for <b>PC</b> : #9 Hudson Malinoski, #14 Cal Kiefiuk, #19 Tanner Adams, #17 Chase Yoder, #8 Riley Duran, #12 Nick Poisson. On ice for <b>UMASS</b> : #30 Michael Hrabal, #6 Ryan Ufko, #7 Samuli Niinisaari, #17 Kenny Connors, #14 Ryan Lautenbach, #27 Michael Cameron.
<b>UMASS</b> #14 Ryan Lautenbach penalty complete.	14:50			
	14:50			<b>PC</b> end of power play.
	14:50			Goalie #35 Philip Svedebäck in for <b>PC</b> .
	14:50			Faceoff #17 Kenny Connors vs #17 Chase Yoder won by <b>PC</b> .
	15:04			Penalty on #4 Guillaume Richard <b>PC</b> 2 minutes for <b>TRIPPING</b> .
<b>UMASS</b> start of power play.	15:04			
Faceoff #10 Dans Locmelis vs #11 Graham Gamache won by <b>UMASS</b> .	15:04			
Faceoff #10 Dans Locmelis vs #11 Graham Gamache won by <b>UMASS</b> .	15:20			
Shot by <b>UMASS</b> #23 Scott Morrow, saved by #35 Philip Svedebäck.	15:29			
Shot by <b>UMASS</b> #9 Jack Musa ON PIPE.	15:39			
Shot by <b>UMASS</b> #10 Dans Locmelis OFF TARGET.	15:47			
Shot by <b>UMASS</b> #23 Scott Morrow, saved by #35 Philip Svedebäck.	15:50			
	15:50			Faceoff #10 Dans Locmelis vs #17 Chase Yoder won by <b>PC</b> .
	16:04			Shot by <b>PC</b> #17 Chase Yoder OFF TARGET.
Shot by <b>UMASS</b> #16 Aydar Suniev, saved by #35 Philip Svedebäck.	16:26			
	17:04			<b>PC</b> #4 Guillaume Richard penalty complete.
<b>UMASS</b> end of power play.	17:04			
Shot by <b>UMASS</b> #15 Christian Sanda OFF TARGET.	17:25			
	17:34			EMPTY NET for <b>PC</b> .
Timeout requested by <b>UMASS</b> .	17:46			



## 2023-24 Men's Ice Hockey Play By Play Report

Mar 16, 2024, Start time: 04:00 PM, Schneider Arena, Providence, Rhode Island  
Attendance: 2644

Game duration: 2:36

Action	Time	Score	On Ice	Action
Faceoff #11 Lucas Mercuri vs #17 Chase Yoder won by <b>UMASS</b> .	17:46			
	18:06			Shot by <b>PC</b> #23 Bennett Schimek OFF TARGET.
	18:15			Shot by <b>PC</b> #17 Chase Yoder, saved by #30 Michael Hrabal.
	18:22			Shot by <b>PC</b> #8 Riley Duran OFF TARGET.
Shot by <b>UMASS</b> #14 Ryan Lautenbach ON PIPE.	18:35			
Shot by <b>UMASS</b> #10 Dans Locmelis OFF TARGET.	19:02.2			
	19:03.4			Faceoff #17 Kenny Connors vs #9 Hudson Malinoski won by <b>PC</b> .
	19:06.7			Shot by <b>PC</b> #2 Luke Kryz BLOCKED by #19 Cole O'Hara.
Shot by <b>UMASS</b> #19 Cole O'Hara OFF TARGET.	19:11.7			
	19:54.1			Shot by <b>PC</b> #20 Andrew Centrella, saved by #30 Michael Hrabal.
End of 3rd period.	20:00.0			End of 3rd period.





## 2023-24 Men's Ice Hockey Shot Chart Report

Mar 16, 2024, Start time: 04:00 PM, Schneider Arena, Providence, Rhode Island  
Attendance: 2644

Game duration: 2:36

**MASSACHUSETTS**

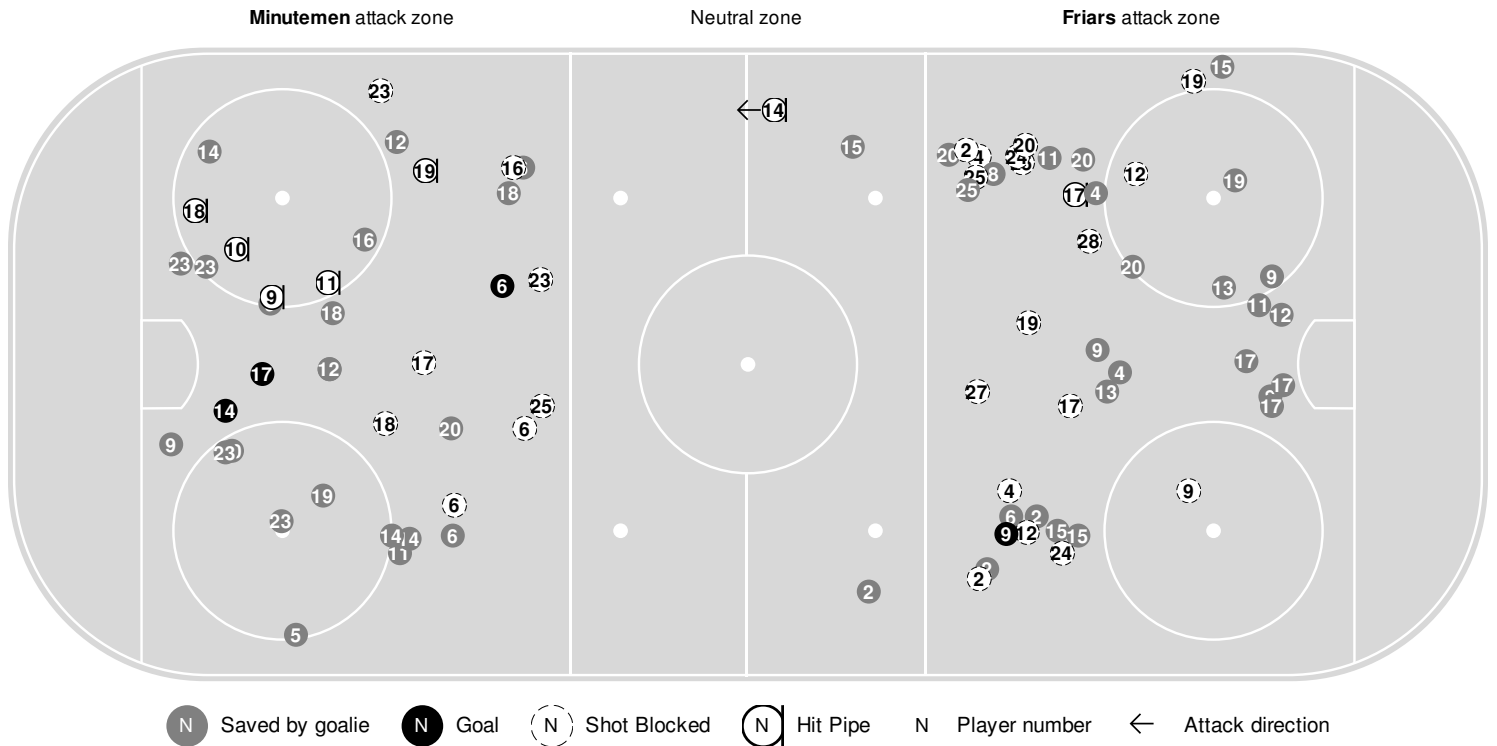
**3 - 1**

**PROVIDENCE**

### Scoring by period

Team	1	2	3
Massachusetts	2	0	1
Providence	0	0	1

### Shot chart



### Shot summary

#### Minutemen

	1	2	3	Tot
Total shots attempted	16	15	20	51
Blocked by defense	4	3	1	8
Shots Off Target	1	4	7	12
Pipes	1	1	4	6
Total shots on-target	10	7	8	25
Shots saved by goalie <b>Michael Hrabal</b>	14	8	5	27
<b>Goals scored:</b>				<b>3</b>

#### Friars

	1	2	3	Tot
Total shots attempted	30	13	21	64
Blocked by defense	6	3	8	17
Shots Off Target	9	2	7	18
Pipes	1	0	0	1
Total shots on-target	14	8	6	28
Shots saved by goalie <b>Philip Svedebäck</b>	8	7	7	22
<b>Goals scored:</b>				<b>1</b>



# 2023-24 Men's Ice Hockey Shot Chart (Advanced) Report

Mar 16, 2024, Start time: 04:00 PM, Schneider Arena, Providence, Rhode Island  
Attendance: 2644

Game duration: 2:36

**MASSACHUSETTS**

**3 - 1**

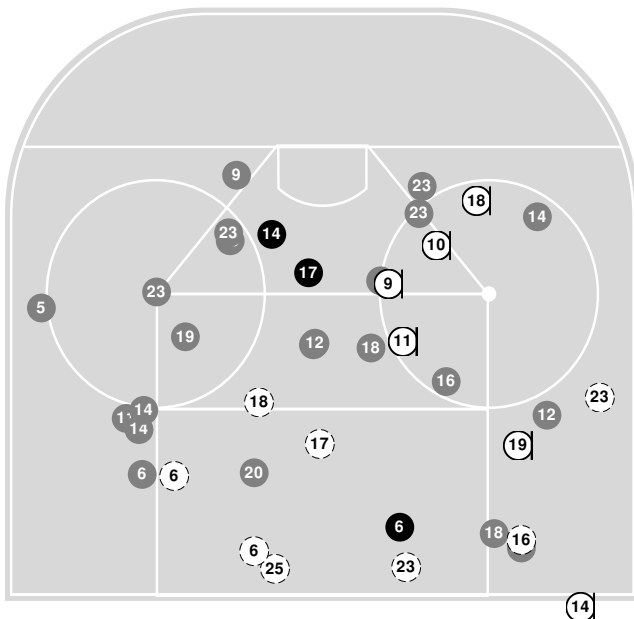
**PROVIDENCE**

## Scoring by period

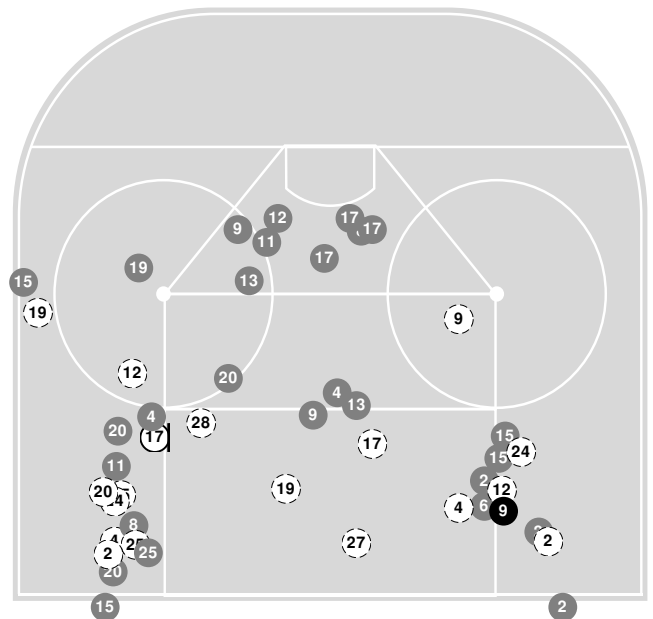
Team	1	2	3
Massachusetts	2	0	1
Providence	0	0	1

## Shot chart

Minutemen Attack zone



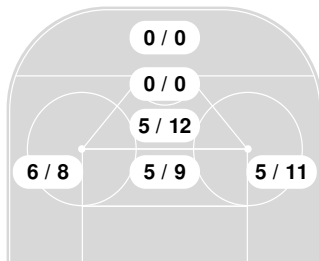
Friars Attack zone



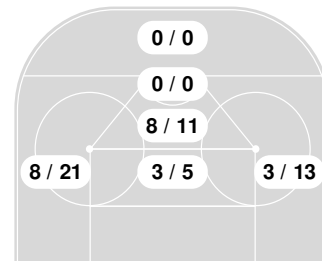
N Saved by goalie  
 N Goal  
 N Shot On-target  
 N Shot Blocked  
 N Hit Pipe  
 N Player number

## Shot statistics

Minutemen Attack zone



Friars Attack zone



## Shot summary

Minutemen

Friars



## 2023-24 Men's Ice Hockey Shot Chart (Advanced) Report

Mar 16, 2024, Start time: 04:00 PM, Schneider Arena, Providence, Rhode Island  
Attendance: 2644

Game duration: 2:36

	1	2	3	Tot
Total shots attempted	16	15	20	51
Blocked by defense	4	3	1	8
Shots Off Target	1	4	7	12
Pipes	1	1	4	6
Total shots on-target	10	7	8	25
Shots saved by goalie <b>Michael Hrabal</b>	14	8	5	27
<b>Goals scored:</b>				<b>3</b>

	1	2	3	Tot
Total shots attempted	30	13	21	64
Blocked by defense	6	3	8	17
Shots Off Target	9	2	7	18
Pipes	1	0	0	1
Total shots on-target	14	8	6	28
Shots saved by goalie <b>Philip Svedebäck</b>	8	7	7	22
<b>Goals scored:</b>				<b>1</b>



## 2023-24 Men's Ice Hockey Lineup Report

Mar 16, 2024, Start time: 04:00 PM, Schneider Arena, Providence, Rhode Island  
Attendance: 2644

Game duration: 2:36

**MASSACHUSETTS (19-12-3, 12-10-2)**

**VS**

**PROVIDENCE (18-12-4, 11-9-4)**

### Officials

**Referee:** Terrence Murphy  
**Referee:** Steven Rouillard  
**Linesman:** Bill Kingdon  
**Linesman:** Kyle Richetelle

### Goaltenders

#### Minutemen

#	Player
30	Michael Hrabal
1	Jackson Irving
34	Cole Brady

#### Friars

#	Player
35	Philip Svedebäck
1	John Driscoll
33	Marcus Brännman

### Team Lineups

#### Minutemen

#	Pos	Player	Current season stats
Line #1			
18	LW	Taylor Makar	33 GP (4-4-8)
11	C	Lucas Mercuri	34 GP (8-14-22)
14	RW	Ryan Lautenbach	34 GP (9-12-21)
5	LD	Linden Alger	32 GP (2-2-4)
6	RD	Ryan Ufko	34 GP (9-16-25)
Line #2			
16	LW	Aydar Suniev	33 GP (12-13-25)
17	C	Kenny Connors	34 GP (6-14-20)
27	RW	Michael Cameron	32 GP (6-4-10)
7	LD	Samuli Niinisaari	24 GP (3-9-12)
23	RD	Scott Morrow	34 GP (6-23-29)
Line #3			
9	LW	Jack Musa	34 GP (12-17-29)
10	C	Dans Locmelis	27 GP (7-7-14)
19	RW	Cole O'Hara	34 GP (7-11-18)
24	LD	Elliott McDermott	32 GP (0-2-2)
25	RD	Aaron Bohlinger	31 GP (3-5-8)
Line #4			
20	LW	Liam Gorman	25 GP (0-3-3)
12	C	Lucas Vanroboys	26 GP (3-4-7)
15	RW	Christian Sanda	14 GP (0-2-2)
26	XD	Owen Murray	28 GP (2-7-9)

#### Friars

#	Pos	Player	Current season stats
Line #1			
23	LW	Bennett Schimek	33 GP (8-9-17)
17	C	Chase Yoder	34 GP (11-9-20)
8	RW	Riley Duran	34 GP (9-7-16)
6	LD	Cam McDonald	28 GP (1-6-7)
2	RD	Luke Kryz	34 GP (6-11-17)
Line #2			
12	LW	Nick Poisson	34 GP (9-15-24)
11	C	Graham Gamache	34 GP (6-8-14)
19	RW	Tanner Adams	34 GP (6-14-20)
4	LD	Guillaume Richard	34 GP (3-14-17)
25	RD	Connor Kelley	33 GP (1-11-12)
Line #3			
15	LW	Liam Valente	28 GP (4-5-9)
9	C	Hudson Malinoski	34 GP (8-9-17)
28	RW	Jaroslav Chmelar	25 GP (5-10-15)
27	LD	Taige Harding	33 GP (2-6-8)
24	RD	Austen May	29 GP (4-9-13)
Line #4			
14	LW	Cal Kiefiuk	24 GP (2-8-10)
13	C	Craig Needham	33 GP (4-7-11)
22	RW	Clint Levens	23 GP (0-3-3)
20	XD	Andrew Centrella	17 GP (0-3-3)

### Head Coach

**UMASS:** Greg Carvel  
**PC:** Nate Leaman

### Legend

**D** Defense      **LW** Left Wing      **RW** Right Wing      **C** Center  
**F** Forward      **LD** Left Defense      **RD** Right Defense





## 2023-24 Men's Ice Hockey Box Score Report

Mar 16, 2024, Start time: 04:15 PM, Agganis Arena, Boston, Massachusetts  
Attendance: 5455

Game duration: 2:16

**NORTHEASTERN (17-16-3)**

**VS**

**BOSTON UNIVERSITY (25-8-2)**

**Box score**

	Prd	Time	Team		Scored by	Assists	Visitors on ice	Home on ice
1.	2nd	09:51	BU	EV	Quinn Hutson/17	Ryan Greene/22 Jack Hughes/11	G39, 22, 5, 27, 13, 29	G62, 20, 4, 27, 17, 9
2.	2nd	13:40	BU	PP	Luke Tuch/9	Jeremy Wilmer/30 Tom Willander/18	G39, 22, 5, 15, 14	G62, 5, 11, 16, 27, 21
3.	2nd	17:53	BU	EV	Case McCarthy/3	Luke Tuch/18 Dylan Peterson/10	G39, 22, 8, 27, 13, 29	G62, 7, 20, 11, 13, 25
4.	2nd	18:51	NU	EV	Justin Hryckowian/12	Dylan Hryckowian/26 Alex Campbell/19	G39, 22, 5, 27, 13, 29	G62, 7, 20, 18, 12, 71
5.	3rd	15:09	NU	EV	Justin Hryckowian/13	Alex Campbell/20 Dylan Hryckowian/27	G39, 4, 8, 27, 13, 29	G62, 7, 5, 17, 21, 9
6.	3rd	15:35	BU	EV	Macklin Celebrini/30	Jack Harvey/7 Lane Hutson/32	G39, 4, 8, 27, 15, 29	G62, 5, 20, 18, 12, 71

**Goals by period**

Team	1	2	3	Tot
NU	0	1	1	2
BU	0	3	1	4

**Shots by period**

Team	1	2	3	Tot
NU	4	9	10	23
BU	11	11	10	32

**Power play goals-ATT (SH)**

Period	NU	BU
1st	0-0(0)	0-1(2)
2nd	0-1(0)	1-1(4)
3rd	0-1(0)	0-0(0)
<b>Total</b>	<b>0-2(0)</b>	<b>1-2(6)</b>

**Team summary**

**Huskies**

#	Player	G	A	P	PM	BL	SH	+/-
4	Pito Walton	0	0	0	0	1	1	0
5	Hunter McDonald	0	0	0	2	5	2	0
8	Jackson Dorrington	0	0	0	0	2	0	-1
10	Patrick Dawson	0	0	0	0	0	0	0
11	Gunnarwolfe Fontaine	0	0	0	0	0	0	0
12	Cam Lund	0	0	0	0	1	2	0
13	Dylan Hryckowian	0	2	2	0	0	3	0
14	Liam Walsh	0	0	0	2	1	0	0
15	Jack Williams	0	0	0	0	1	4	-1
16	Michael Fisher	0	0	0	0	0	0	0
18	Andy Moore	0	0	0	0	0	1	0
19	Billy Norcross	0	0	0	0	0	0	0
20	Brett Edwards	0	0	0	0	0	1	0
21	Matt DeMelis	0	0	0	0	1	1	0
22	Vinny Borgesi	0	0	0	0	3	2	-1
23	Eli Sebastian	0	0	0	0	0	1	0
25	Matthew Staudacher	0	0	0	0	0	1	0
27	Alex Campbell	0	2	2	0	0	0	-1
29	Justin Hryckowian	2	0	2	0	2	4	-1
39	Cameron Whitehead	0	0	0	0	0	0	0
TM	TEAM	0	0	0	2	0	0	0
1	Connor Hopkins				dnp			
35	Harrison Chesney				dnp			
<b>Totals:</b>		<b>2</b>	<b>4</b>	<b>6</b>	<b>6</b>	<b>17</b>	<b>23</b>	<b>-5</b>

**Terriers**

#	Player	G	A	P	PM	BL	SH	+/-
2	Gavin McCarthy	0	0	0	0	0	0	0
4	Ty Gallagher	0	0	0	0	1	0	1
5	Tom Willander	0	1	1	0	2	0	0
7	Case McCarthy	1	0	1	0	3	1	-1
8	Cade Webber	0	0	0	0	1	0	0
9	Ryan Greene	0	1	1	0	0	0	0
10	Nick Zabaneh	0	0	0	2	0	0	0
11	Luke Tuch	1	1	2	0	0	6	1
12	Jack Harvey	0	1	1	0	0	2	0
13	Dylan Peterson	0	1	1	0	1	2	1
16	Jeremy Wilmer	0	1	1	0	0	0	0
17	Quinn Hutson	1	0	1	2	0	4	0
18	Shane Lachance	0	0	0	0	2	4	0
20	Lane Hutson	0	1	1	0	3	5	2
21	Devin Kaplan	0	0	0	0	0	1	-1
22	Aiden Celebrini	0	0	0	0	0	0	0
25	Sam Stevens	0	0	0	0	1	1	1
27	Jack Hughes	0	1	1	0	0	1	1
62	Mathieu Caron	0	0	0	0	0	0	0
71	Macklin Celebrini	1	0	1	2	0	5	0
30	Henry Graham				dnp			
33	Max Lacroix				dnp			
<b>Totals:</b>		<b>4</b>	<b>8</b>	<b>12</b>	<b>6</b>	<b>14</b>	<b>32</b>	<b>5</b>

**Penalty minutes**

Period	NU	BU
1st	1-2	0-0
2nd	1-2	1-2
3rd	1-2	2-4
<b>Total</b>	<b>3-6</b>	<b>3-6</b>

**Three stars**

**Officials**

**Referee:** Walker Holton  
**Referee:** Jeremy Tufts  
**Linesman:** Kevin Briganti  
**Linesman:** Robert Griffin

Referee's Signature \_\_\_\_\_





## 2023-24 Men's Ice Hockey Box Score Report

Mar 16, 2024, Start time: 04:15 PM, Agganis Arena, Boston, Massachusetts  
Attendance: 5455

Game duration: 2:16

### Goaltenders

Huskies								Terriers							
#	Player	Min	GA	1	2	3	Saves	#	Player	Min	GA	1	2	3	Saves
39	Cameron Whitehead	58:53	4	11	8	9	28	62	Mathieu Caron	60:00	2	4	8	9	21
TM	EMPTY NET	01:07	0	0	0	0	0	<b>Win - Mathieu Caron (25-8-2)</b>							
<b>Loss - Cameron Whitehead (17-15-3)</b>															

### Penalty summary

Prd	Player	Team	Min	Offense	Time		Prd	Player	Team	Min	Offense	Time	
1st	Hunter McDonald	NU	2	Cross Checking	09:25	PP	3rd	Quinn Hutson	BU	2	High Sticking	06:12	PP
2nd	Nick Zabaneh	BU	2	Tripping	10:04	PP	3rd	Liam Walsh	NU	2	Cross Checking	08:46	PP
2nd	TEAM	NU	2	Too many players on ice	12:00	PP	3rd	Macklin Celebrini	BU	2	Embellishment	08:46	PP

### Faceoff summary

Huskies						Terriers					
#	Player	W	L	FO%		#	Player	W	L	FO%	
29	Justin Hryckowian	12	13	48.0		71	Macklin Celebrini	10	6	62.5	
15	Jack Williams	6	12	33.3		25	Sam Stevens	7	3	70.0	
14	Liam Walsh	3	5	37.5		9	Ryan Greene	5	7	41.7	
21	Matt DeMelis	1	4	20.0		10	Nick Zabaneh	4	2	66.7	
<b>Totals:</b>		<b>22</b>	<b>34</b>	<b>39.3</b>		<b>Totals:</b>		<b>34</b>	<b>22</b>	<b>60.7</b>	

### Faceoff chart

Huskies		Terriers	
FACEOFFS	WON	WON	FACEOFFS
1st Period	5	7	1st Period
2nd Period	12	13	2nd Period
3rd Period	5	14	3rd Period
At even strength	19	32	At even strength
Power play	3	1	Power play
Short handed	0	1	Short handed

### Power play summary

Huskies							Terriers						
Prd	Start	End	Elapsed	Shots	(Opp)		Prd	Start	End	Elapsed	Shots	(Opp)	
2	10:04	12:00	01:56	0	0		1	09:25	11:25	02:00	2	0	
3	06:12	08:12	02:00	0	1		2	12:04	13:40	01:36	4	0	PPG
<b>Summary: 2 opps, 0 shots, 0 goal, time 03:56</b>							<b>Summary: 2 opps, 6 shots, 1 goal, time 03:36</b>						

### Shootout summary

No Shootouts

Referee's Signature \_\_\_\_\_





**2023-24 Men's Ice Hockey  
Box Score Report**

Mar 16, 2024, Start time: 04:15 PM, Agganis Arena, Boston, Massachusetts  
Attendance: 5455

Game duration: 2:16

**Penalty shot summary**

No Penalty Shots

Referee's Signature \_\_\_\_\_



2023-24 Men's Ice Hockey  
Play By Play Report

Mar 16, 2024, Start time: 04:15 PM, Agganis Arena, Boston, Massachusetts  
Attendance: 5455

Game duration: 2:16

NORTHEASTERN

2 - 4

BOSTON UNIVERSITY

Scoring by period

Team	1	2	3
NORTHEASTERN	0	1	1
BOSTON UNIVERSITY	0	3	1

Start of 1st period

Huskies				Terriers
Action	Time	Score	On Ice	Action
Starting lineups <b>NU</b> : #39 Cameron Whitehead, #27 Alex Campbell, #29 Justin Hryckowian, #13 Dylan Hryckowian, #5 Hunter McDonald, #22 Vinny Borgesi.	00:00			Starting lineups <b>BU</b> : #62 Mathieu Caron, #18 Shane Lachance, #71 Macklin Celebrini, #12 Jack Harvey, #20 Lane Hutson, #7 Case McCarthy.
Start of 1st period.	00:00			Start of 1st period.
Faceoff #29 Justin Hryckowian vs #71 Macklin Celebrini won by <b>NU</b> .	00:00			
	00:40			Shot by <b>BU</b> #20 Lane Hutson BLOCKED by #5 Hunter McDonald.
	00:44			Shot by <b>BU</b> #18 Shane Lachance, saved by #39 Cameron Whitehead.
	00:45			Faceoff #15 Jack Williams vs #9 Ryan Greene won by <b>BU</b> .
	00:48			Shot by <b>BU</b> #27 Jack Hughes, saved by #39 Cameron Whitehead.
	00:53			Shot by <b>BU</b> #27 Jack Hughes BLOCKED by #8 Jackson Dorrington.
	01:12			Shot by <b>BU</b> #8 Cade Webber OFF TARGET.
Shot by <b>NU</b> #21 Matt DeMelis OFF TARGET.	02:05			
	02:14			Shot by <b>BU</b> #25 Sam Stevens, saved by #39 Cameron Whitehead.
Shot by <b>NU</b> #23 Eli Sebastian, saved by #62 Mathieu Caron.	03:09			
Faceoff #29 Justin Hryckowian vs #71 Macklin Celebrini won by <b>NU</b> .	03:10			
	03:46			Shot by <b>BU</b> #12 Jack Harvey, saved by #39 Cameron Whitehead.
	03:59			Shot by <b>BU</b> #71 Macklin Celebrini, saved by #39 Cameron Whitehead.
	04:50			Shot by <b>BU</b> #2 Gavin McCarthy OFF TARGET.
	05:46			Faceoff #21 Matt DeMelis vs #18 Shane Lachance won by <b>BU</b> .
	07:17			Shot by <b>BU</b> #11 Luke Tuch, saved by #39 Cameron Whitehead.
	07:21			Shot by <b>BU</b> #13 Dylan Peterson, saved by #39 Cameron Whitehead.
Media Timeout.	07:22			Media Timeout.
	07:22			Faceoff #29 Justin Hryckowian vs #27 Jack Hughes won by <b>BU</b> .
Shot by <b>NU</b> #13 Dylan Hryckowian BLOCKED by #5 Tom Willander.	07:50			
Shot by <b>NU</b> #15 Jack Williams, saved by #62 Mathieu Caron.	08:24			
	08:25			Faceoff #15 Jack Williams vs #25 Sam Stevens won by <b>BU</b> .
Shot by <b>NU</b> #15 Jack Williams OFF TARGET.	08:36			
	09:08			Faceoff #29 Justin Hryckowian vs #71 Macklin Celebrini won by <b>BU</b> .
	09:22			Shot by <b>BU</b> #71 Macklin Celebrini, saved by #39 Cameron Whitehead.
Penalty on #5 Hunter McDonald <b>NU</b> 2 minutes for <b>CROSS CHECKING</b> .	09:25			





## 2023-24 Men's Ice Hockey Play By Play Report

Mar 16, 2024, Start time: 04:15 PM, Agganis Arena, Boston, Massachusetts  
Attendance: 5455

Game duration: 2:16

Action	Time	Score	On Ice	Action
Faceoff #29 Justin Hryckowian vs #18 Shane Lachance won by <b>NU</b> .	09:25			
	09:25			<b>BU</b> start of power play.
	09:34			Shot by <b>BU</b> #17 Quinn Hutson, saved by #39 Cameron Whitehead.
	09:40			Shot by <b>BU</b> #71 Macklin Celebrini BLOCKED by #29 Justin Hryckowian.
	09:46			Shot by <b>BU</b> #20 Lane Hutson, saved by #39 Cameron Whitehead.
	10:49			Shot by <b>BU</b> #71 Macklin Celebrini BLOCKED by #4 Pito Walton.
	11:06			Shot by <b>BU</b> #27 Jack Hughes BLOCKED by #8 Jackson Dorrington.
	11:18			Shot by <b>BU</b> #11 Luke Tuch OFF TARGET.
<b>NU</b> #5 Hunter McDonald penalty complete.	11:25			
	11:25			<b>BU</b> end of power play.
Media Timeout.	11:27			Media Timeout.
Faceoff #15 Jack Williams vs #25 Sam Stevens won by <b>NU</b> .	11:27			
	11:31			Faceoff #15 Jack Williams vs #25 Sam Stevens won by <b>BU</b> .
Shot by <b>NU</b> #4 Pito Walton OFF TARGET.	11:55			
Shot by <b>NU</b> #22 Vinny Borgesi BLOCKED by #18 Shane Lachance.	12:37			
Shot by <b>NU</b> #27 Alex Campbell OFF TARGET.	13:02			
	13:29			Shot by <b>BU</b> #20 Lane Hutson BLOCKED by #22 Vinny Borgesi.
	13:44			Shot by <b>BU</b> #20 Lane Hutson OFF TARGET.
	13:52			Shot by <b>BU</b> #20 Lane Hutson, saved by #39 Cameron Whitehead.
	13:53			Faceoff #15 Jack Williams vs #27 Jack Hughes won by <b>BU</b> .
	15:53			Shot by <b>BU</b> #25 Sam Stevens BLOCKED by #22 Vinny Borgesi.
Shot by <b>NU</b> #13 Dylan Hryckowian OFF TARGET.	16:17			
Faceoff #14 Liam Walsh vs #25 Sam Stevens won by <b>NU</b> .	19:16.5			
Shot by <b>NU</b> #5 Hunter McDonald, saved by #62 Mathieu Caron.	19:20.8			
Shot by <b>NU</b> #21 Matt DeMelis, saved by #62 Mathieu Caron.	19:37.7			
End of 1st period.	20:00.0			End of 1st period.



## 2023-24 Men's Ice Hockey Play By Play Report

Mar 16, 2024, Start time: 04:15 PM, Agganis Arena, Boston, Massachusetts  
Attendance: 5455

Game duration: 2:16

### Start of 2nd period

Huskies					Terriers
Action	Time	Score	On Ice	Action	
Start of 2nd period.	00:00			Start of 2nd period.	
	00:00			Faceoff #29 Justin Hryckowian vs #71 Macklin Celebrini won by <b>BU</b> .	
	00:22			Shot by <b>BU</b> #71 Macklin Celebrini BLOCKED by #5 Hunter McDonald.	
	00:38			Faceoff #15 Jack Williams vs #71 Macklin Celebrini won by <b>BU</b> .	
Shot by <b>NU</b> #11 Gunnarwolfe Fontaine BLOCKED by #20 Lane Hutson.	01:08				
	02:06			Faceoff #14 Liam Walsh vs #10 Nick Zabaneh won by <b>BU</b> .	
Faceoff #29 Justin Hryckowian vs #10 Nick Zabaneh won by <b>NU</b> .	02:14				
Shot by <b>NU</b> #22 Vinny Borgesi, saved by #62 Mathieu Caron.	02:17				
Faceoff #14 Liam Walsh vs #10 Nick Zabaneh won by <b>NU</b> .	02:18				
Shot by <b>NU</b> #22 Vinny Borgesi, saved by #62 Mathieu Caron.	02:22				
Shot by <b>NU</b> #5 Hunter McDonald OFF TARGET.	03:07				
	04:06			Faceoff #15 Jack Williams vs #71 Macklin Celebrini won by <b>BU</b> .	
	04:36			Shot by <b>BU</b> #5 Tom Willander BLOCKED by #15 Jack Williams.	
Faceoff #15 Jack Williams vs #18 Shane Lachance won by <b>NU</b> .	04:38				
Faceoff #15 Jack Williams vs #18 Shane Lachance won by <b>NU</b> .	04:51				
	05:39			Shot by <b>BU</b> #20 Lane Hutson, saved by #39 Cameron Whitehead.	
	05:39			Faceoff #29 Justin Hryckowian vs #27 Jack Hughes won by <b>BU</b> .	
Shot by <b>NU</b> #20 Brett Edwards BLOCKED by #7 Case McCarthy.	07:10				
Shot by <b>NU</b> #25 Matthew Staudacher, saved by #62 Mathieu Caron.	07:14				
Media Timeout.	07:15			Media Timeout.	
	07:15			Faceoff #14 Liam Walsh vs #25 Sam Stevens won by <b>BU</b> .	
	07:31			Shot by <b>BU</b> #25 Sam Stevens BLOCKED by #14 Liam Walsh.	
	07:54			Shot by <b>BU</b> #8 Cade Webber ON PIPE.	
Shot by <b>NU</b> #18 Andy Moore, saved by #62 Mathieu Caron.	08:03				
Shot by <b>NU</b> #4 Pito Walton, saved by #62 Mathieu Caron.	08:27				
Faceoff #29 Justin Hryckowian vs #71 Macklin Celebrini won by <b>NU</b> .	08:48				
Shot by <b>NU</b> #13 Dylan Hryckowian, saved by #62 Mathieu Caron.	08:54				
	09:16			Shot by <b>BU</b> #12 Jack Harvey, saved by #39 Cameron Whitehead.	
Faceoff #29 Justin Hryckowian vs #9 Ryan Greene won by <b>NU</b> .	09:18				
Shot by <b>NU</b> #5 Hunter McDonald BLOCKED by #4 Ty Gallagher.	09:35				
	09:51	0 - 1	5 - 5	GOAL by <b>BU</b> #17 Quinn Hutson, Assist by #9 Ryan Greene and #27 Jack Hughes. On ice for <b>BU</b> : #62 Mathieu Caron, #17 Quinn Hutson, #9 Ryan Greene, #20 Lane Hutson, #27 Jack Hughes, #4 Ty Gallagher. On ice for <b>NU</b> : #39 Cameron Whitehead, #22 Vinny Borgesi, #13 Dylan Hryckowian, #29 Justin Hryckowian, #5 Hunter McDonald, #27 Alex Campbell.	
	09:51			Faceoff #21 Matt DeMelis vs #10 Nick Zabaneh won by <b>BU</b> .	
	10:04			Penalty on #10 Nick Zabaneh <b>BU</b> 2 minutes for <b>TRIPPING</b> .	
<b>NU</b> start of power play.	10:04				
Faceoff #29 Justin Hryckowian vs #9 Ryan Greene won by <b>NU</b> .	10:04				
	10:31			Shot by <b>BU</b> #9 Ryan Greene OFF TARGET.	
Faceoff #29 Justin Hryckowian vs #71 Macklin Celebrini won by <b>NU</b> .	10:33				



## 2023-24 Men's Ice Hockey Play By Play Report

Mar 16, 2024, Start time: 04:15 PM, Agganis Arena, Boston, Massachusetts  
Attendance: 5455

Game duration: 2:16

Action	Time	Score	On Ice	Action
Shot by <b>NU</b> #4 Pito Walton BLOCKED by #13 Dylan Peterson.	11:17			
Shot by <b>NU</b> #29 Justin Hryckowian BLOCKED by #8 Cade Webber.	11:33			
Penalty on <b>NU</b> 2 minutes for <b>TOO MANY PLAYERS ON ICE</b> , served by #23 Eli Sebastian.	12:00			
<b>NU</b> end of power play.	12:00			
	12:00			Faceoff #15 Jack Williams vs #18 Shane Lachance won by <b>BU</b> .
	12:04			<b>BU</b> #10 Nick Zabaneh penalty complete.
	12:04			<b>BU</b> start of power play.
	12:14			Shot by <b>BU</b> #18 Shane Lachance, saved by #39 Cameron Whitehead.
	12:21			Shot by <b>BU</b> #71 Macklin Celebrini BLOCKED by #22 Vinny Borgesi.
	12:37			Shot by <b>BU</b> #71 Macklin Celebrini, saved by #39 Cameron Whitehead.
	13:03			Shot by <b>BU</b> #71 Macklin Celebrini OFF TARGET.
	13:06			Faceoff #29 Justin Hryckowian vs #11 Luke Tuch won by <b>BU</b> .
	13:14			Shot by <b>BU</b> #11 Luke Tuch, saved by #39 Cameron Whitehead.
	13:40	0 - 2	4 - 5	GOAL by <b>BU</b> #11 Luke Tuch, Assist by #16 Jeremy Wilmer and #5 Tom Willander, On ice for <b>BU</b> : #62 Mathieu Caron, #11 Luke Tuch, #5 Tom Willander, #16 Jeremy Wilmer, #21 Devin Kaplan, #27 Jack Hughes. On ice for <b>NU</b> : #39 Cameron Whitehead, #15 Jack Williams, #14 Liam Walsh, #22 Vinny Borgesi, #5 Hunter McDonald.
<b>NU</b> #23 Eli Sebastian penalty complete.	13:40			
	13:40			<b>BU</b> end of power play.
	13:40			Faceoff #15 Jack Williams vs #25 Sam Stevens won by <b>BU</b> .
	14:32			Shot by <b>BU</b> #20 Lane Hutson, saved by #39 Cameron Whitehead.
Media Timeout.	14:33			Media Timeout.
	14:33			Faceoff #29 Justin Hryckowian vs #18 Shane Lachance won by <b>BU</b> .
	15:32			Shot by <b>BU</b> #71 Macklin Celebrini BLOCKED by #5 Hunter McDonald.
	15:46			Faceoff #21 Matt DeMelis vs #9 Ryan Greene won by <b>BU</b> .
	17:13			Shot by <b>BU</b> #21 Devin Kaplan, saved by #39 Cameron Whitehead.
Shot by <b>NU</b> #15 Jack Williams, saved by #62 Mathieu Caron.	17:35			
	17:53	0 - 3	5 - 5	GOAL by <b>BU</b> #7 Case McCarthy, Assist by #11 Luke Tuch and #13 Dylan Peterson, On ice for <b>BU</b> : #62 Mathieu Caron, #7 Case McCarthy, #25 Sam Stevens, #11 Luke Tuch, #13 Dylan Peterson, #20 Lane Hutson. On ice for <b>NU</b> : #39 Cameron Whitehead, #22 Vinny Borgesi, #27 Alex Campbell, #29 Justin Hryckowian, #13 Dylan Hryckowian, #8 Jackson Dorrington.
Faceoff #14 Liam Walsh vs #25 Sam Stevens won by <b>NU</b> .	17:53			
Shot by <b>NU</b> #29 Justin Hryckowian OFF TARGET.	18:49			
GOAL by <b>NU</b> #29 Justin Hryckowian, Assist by #13 Dylan Hryckowian and #27 Alex Campbell, On ice for <b>NU</b> : #39 Cameron Whitehead, #29 Justin Hryckowian, #13 Dylan Hryckowian, #27 Alex Campbell, #22 Vinny Borgesi, #5 Hunter McDonald. On ice for <b>BU</b> : #62 Mathieu Caron, #7 Case McCarthy, #12 Jack Harvey, #18 Shane Lachance, #71 Macklin Celebrini, #20 Lane Hutson.	18:51	1 - 3	5 - 5	
Faceoff #15 Jack Williams vs #71 Macklin Celebrini won by <b>NU</b> .	18:51			



2023-24 Men's Ice Hockey  
Play By Play Report

Mar 16, 2024, Start time: 04:15 PM, Agganis Arena, Boston, Massachusetts  
Attendance: 5455

Game duration: 2:16

Action	Time	Score	On Ice	Action
Shot by <b>NU</b> #15 Jack Williams, saved by #62 Mathieu Caron.	19:05.7			
	19:07.0			Faceoff #15 Jack Williams vs #71 Macklin Celebrini won by <b>BU</b> .
Faceoff #15 Jack Williams vs #71 Macklin Celebrini won by <b>NU</b> .	19:13.3			
	19:24.5			Shot by <b>BU</b> #18 Shane Lachance OFF TARGET.
	19:37.4			Shot by <b>BU</b> #18 Shane Lachance, saved by #39 Cameron Whitehead.
	19:54.5			Shot by <b>BU</b> #18 Shane Lachance BLOCKED by #5 Hunter McDonald.
Faceoff #29 Justin Hryckowian vs #9 Ryan Greene won by <b>NU</b> .	19:55.8			
End of 2nd period.	20:00.0			End of 2nd period.



## 2023-24 Men's Ice Hockey Play By Play Report

Mar 16, 2024, Start time: 04:15 PM, Agganis Arena, Boston, Massachusetts  
Attendance: 5455

Game duration: 2:16

### Start of 3rd period

Huskies					Terriers
Action	Time	Score	On Ice	Action	
Start of 3rd period.	00:00			Start of 3rd period.	
	00:00			Faceoff #29 Justin Hryckowian vs #71 Macklin Celebrini won by <b>BU</b> .	
Shot by <b>NU</b> #13 Dylan Hryckowian, saved by #62 Mathieu Caron.	00:45				
	00:46			Faceoff #15 Jack Williams vs #9 Ryan Greene won by <b>BU</b> .	
	00:53			Shot by <b>BU</b> #17 Quinn Hutson, saved by #39 Cameron Whitehead.	
	01:27			Shot by <b>BU</b> #27 Jack Hughes OFF TARGET.	
Shot by <b>NU</b> #20 Brett Edwards, saved by #62 Mathieu Caron.	01:42				
	01:55			Faceoff #14 Liam Walsh vs #10 Nick Zabaneh won by <b>BU</b> .	
	02:14			Shot by <b>BU</b> #2 Gavin McCarthy OFF TARGET.	
	02:26			Faceoff #29 Justin Hryckowian vs #10 Nick Zabaneh won by <b>BU</b> .	
Shot by <b>NU</b> #5 Hunter McDonald, saved by #62 Mathieu Caron.	03:00				
Shot by <b>NU</b> #11 Gunnarwolfe Fontaine OFF TARGET.	03:41				
Shot by <b>NU</b> #8 Jackson Dorrington OFF TARGET.	03:51				
Shot by <b>NU</b> #12 Cam Lund BLOCKED by #18 Shane Lachance.	04:03				
	04:04			Faceoff #15 Jack Williams vs #71 Macklin Celebrini won by <b>BU</b> .	
	04:34			Shot by <b>BU</b> #18 Shane Lachance, saved by #39 Cameron Whitehead.	
Faceoff #29 Justin Hryckowian vs #9 Ryan Greene won by <b>NU</b> .	05:04				
	05:24			Shot by <b>BU</b> #17 Quinn Hutson, saved by #39 Cameron Whitehead.	
Faceoff #21 Matt DeMelis vs #9 Ryan Greene won by <b>NU</b> .	05:26				
	06:12			Penalty on #17 Quinn Hutson <b>BU</b> 2 minutes for <b>HIGH STICKING</b> .	
<b>NU</b> start of power play.	06:12				
Media Timeout.	06:12			Media Timeout.	
Faceoff #29 Justin Hryckowian vs #9 Ryan Greene won by <b>NU</b> .	06:12				
Shot by <b>NU</b> #11 Gunnarwolfe Fontaine OFF TARGET.	06:40				
Shot by <b>NU</b> #29 Justin Hryckowian BLOCKED by #7 Case McCarthy.	07:33				
	07:41			Faceoff #29 Justin Hryckowian vs #9 Ryan Greene won by <b>BU</b> .	
	07:48			Shot by <b>BU</b> #20 Lane Hutson, saved by #39 Cameron Whitehead.	
	08:12			<b>BU</b> #17 Quinn Hutson penalty complete.	
<b>NU</b> end of power play.	08:12				
Shot by <b>NU</b> #4 Pito Walton BLOCKED by #25 Sam Stevens.	08:15				
	08:16			Faceoff #14 Liam Walsh vs #71 Macklin Celebrini won by <b>BU</b> .	
	08:37			Shot by <b>BU</b> #71 Macklin Celebrini OFF TARGET.	
Penalty on #14 Liam Walsh <b>NU</b> 2 minutes for <b>CROSS CHECKING</b> .	08:46			Penalty on #71 Macklin Celebrini <b>BU</b> 2 minutes for <b>EMBELLISHMENT</b> .	
Faceoff #15 Jack Williams vs #27 Jack Hughes won by <b>NU</b> .	08:46				
Shot by <b>NU</b> #15 Jack Williams, saved by #62 Mathieu Caron.	09:01				
Shot by <b>NU</b> #22 Vinny Borgesi BLOCKED by #20 Lane Hutson.	09:05				
Shot by <b>NU</b> #12 Cam Lund, saved by #62 Mathieu Caron.	09:14				
Shot by <b>NU</b> #13 Dylan Hryckowian, saved by #62 Mathieu Caron.	09:58				
Shot by <b>NU</b> #29 Justin Hryckowian, saved by #62 Mathieu Caron.	10:35				
Shot by <b>NU</b> #29 Justin Hryckowian, saved by #62 Mathieu Caron.	10:37				
	10:46			<b>BU</b> #71 Macklin Celebrini penalty complete.	
<b>NU</b> #14 Liam Walsh penalty complete.	10:46				



## 2023-24 Men's Ice Hockey Play By Play Report

Mar 16, 2024, Start time: 04:15 PM, Agganis Arena, Boston, Massachusetts  
Attendance: 5455

Game duration: 2:16

Action	Time	Score	On Ice	Action
	11:15			Shot by <b>BU</b> #11 Luke Tuch, saved by #39 Cameron Whitehead.
	11:16			Shot by <b>BU</b> #13 Dylan Peterson, saved by #39 Cameron Whitehead.
Media Timeout.	11:17			Media Timeout.
	11:17			Faceoff #21 Matt DeMelis vs #18 Shane Lachance won by <b>BU</b> .
	11:28			Shot by <b>BU</b> #20 Lane Hutson OFF TARGET.
	11:37			Shot by <b>BU</b> #5 Tom Willander OFF TARGET.
Shot by <b>NU</b> #5 Hunter McDonald OFF TARGET.	12:21			
	12:28			Shot by <b>BU</b> #71 Macklin Celebrini BLOCKED by #5 Hunter McDonald.
	12:57			Shot by <b>BU</b> #11 Luke Tuch, saved by #39 Cameron Whitehead.
	13:21			Shot by <b>BU</b> #25 Sam Stevens BLOCKED by #29 Justin Hryckowian.
	13:31			Shot by <b>BU</b> #11 Luke Tuch, saved by #39 Cameron Whitehead.
Shot by <b>NU</b> #12 Cam Lund, saved by #62 Mathieu Caron.	14:41			
Media Timeout.	14:42			Media Timeout.
	14:42			Faceoff #14 Liam Walsh vs #9 Ryan Greene won by <b>BU</b> .
Shot by <b>NU</b> #14 Liam Walsh BLOCKED by #7 Case McCarthy.	14:54			
Faceoff #29 Justin Hryckowian vs #9 Ryan Greene won by <b>NU</b> .	14:55			
GOAL by <b>NU</b> #29 Justin Hryckowian, Assist by #27 Alex Campbell and #13 Dylan Hryckowian, On ice for <b>NU</b> : #39 Cameron Whitehead, #29 Justin Hryckowian, #13 Dylan Hryckowian, #27 Alex Campbell, #8 Jackson Dorrington, #4 Pito Walton. On ice for <b>BU</b> : #62 Mathieu Caron, #17 Quinn Hutson, #21 Devin Kaplan, #7 Case McCarthy, #9 Ryan Greene, #5 Tom Willander.	15:09	2 - 3	5 - 5	
	15:09			Faceoff #29 Justin Hryckowian vs #71 Macklin Celebrini won by <b>BU</b> .
	15:35	2 - 4	5 - 5	GOAL by <b>BU</b> #71 Macklin Celebrini, Assist by #12 Jack Harvey and #20 Lane Hutson, On ice for <b>BU</b> : #62 Mathieu Caron, #71 Macklin Celebrini, #5 Tom Willander, #18 Shane Lachance, #12 Jack Harvey, #20 Lane Hutson. On ice for <b>NU</b> : #39 Cameron Whitehead, #15 Jack Williams, #29 Justin Hryckowian, #4 Pito Walton, #8 Jackson Dorrington, #27 Alex Campbell.
	15:35			Faceoff #15 Jack Williams vs #25 Sam Stevens won by <b>BU</b> .
	16:54			Faceoff #29 Justin Hryckowian vs #71 Macklin Celebrini won by <b>BU</b> .
	17:05			Shot by <b>BU</b> #71 Macklin Celebrini, saved by #39 Cameron Whitehead.
Shot by <b>NU</b> #13 Dylan Hryckowian BLOCKED by #20 Lane Hutson.	17:20			
	17:49			Shot by <b>BU</b> #27 Jack Hughes BLOCKED by #12 Cam Lund.
EMPTY NET for <b>NU</b> .	18:53			
Shot by <b>NU</b> #29 Justin Hryckowian BLOCKED by #5 Tom Willander.	19:03.1			
	19:12.5			Shot by <b>BU</b> #13 Dylan Peterson BLOCKED by #21 Matt DeMelis.
	19:32.8			Shot by <b>BU</b> #7 Case McCarthy OFF TARGET.
Timeout requested by <b>NU</b> .	19:33.8			
	19:33.8			Timeout requested by <b>BU</b> .
	19:33.8			Faceoff #29 Justin Hryckowian vs #25 Sam Stevens won by <b>BU</b> .
	19:40.1			Faceoff #29 Justin Hryckowian vs #25 Sam Stevens won by <b>BU</b> .
End of 3rd period.	20:00.0			End of 3rd period.



## 2023-24 Men's Ice Hockey Shot Chart Report

Mar 16, 2024, Start time: 04:15 PM, Agganis Arena, Boston, Massachusetts  
Attendance: 5455

Game duration: 2:16

**NORTHEASTERN**

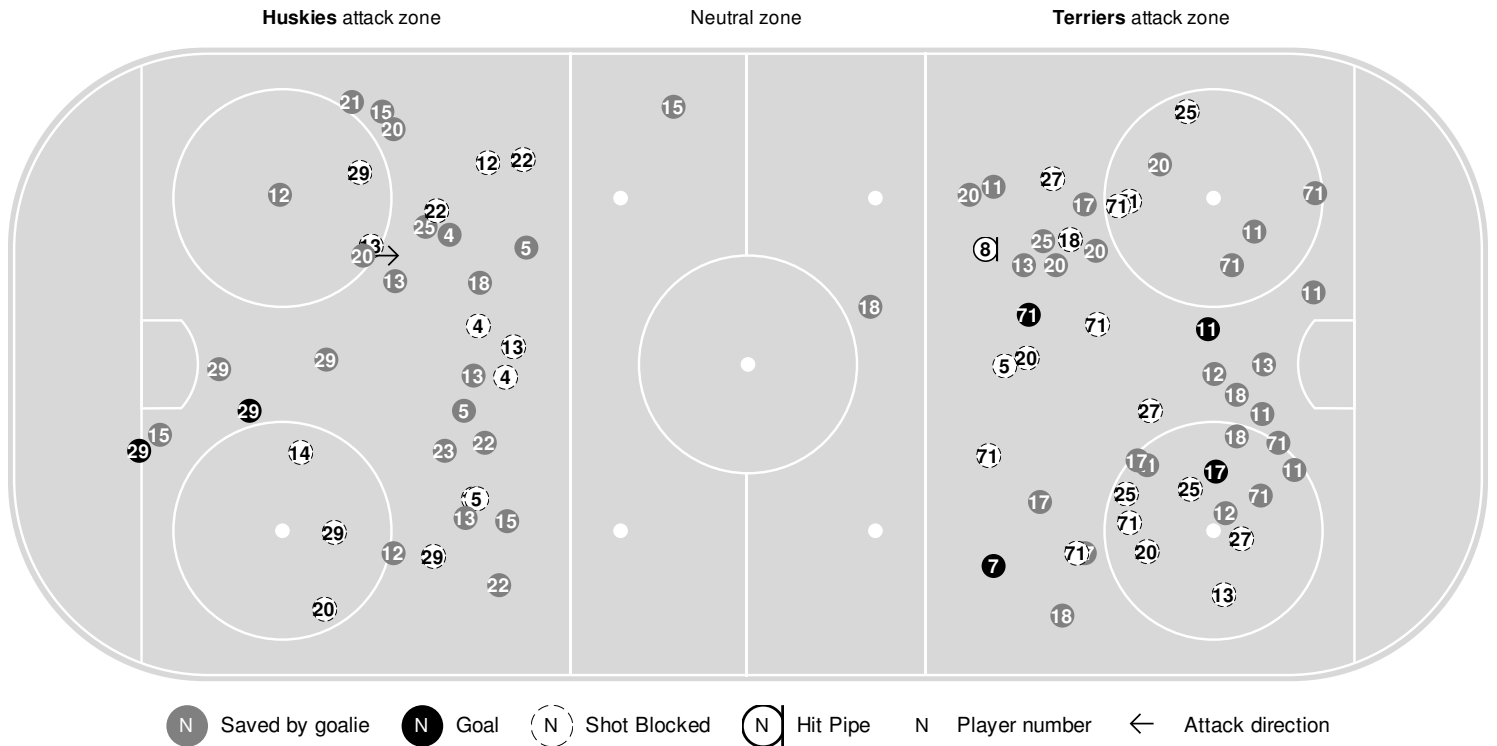
**2 - 4**

**BOSTON UNIVERSITY**

### Scoring by period

Team	1	2	3
Northeastern	0	1	1
Boston University	0	3	1

### Shot chart



### Shot summary

Huskies					Terriers				
	1	2	3	Tot		1	2	3	Tot
Total shots attempted	11	16	21	48	Total shots attempted	22	21	20	63
Blocked by defense	2	5	7	14	Blocked by defense	7	6	4	17
Shots Off Target	5	2	4	11	Shots Off Target	4	3	6	13
Pipes	0	0	0	0	Pipes	0	1	0	1
Total shots on-target	4	9	10	23	Total shots on-target	11	11	10	32
Shots saved by goalie <b>Cameron Whitehead</b>	11	8	9	28	Shots saved by goalie <b>Mathieu Caron</b>	4	8	9	21
<b>Goals scored:</b>				<b>2</b>	<b>Goals scored:</b>				<b>4</b>



## 2023-24 Men's Ice Hockey Shot Chart (Advanced) Report

Mar 16, 2024, Start time: 04:15 PM, Agganis Arena, Boston, Massachusetts  
Attendance: 5455

Game duration: 2:16

**NORTHEASTERN**

**2 - 4**

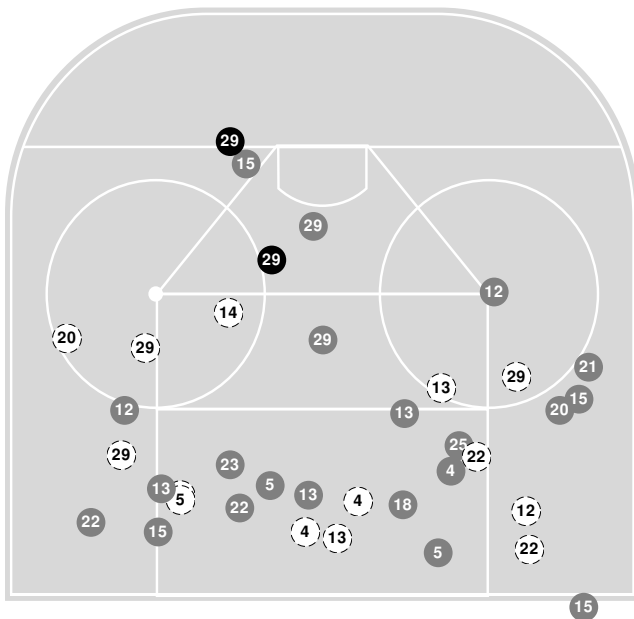
**BOSTON UNIVERSITY**

### Scoring by period

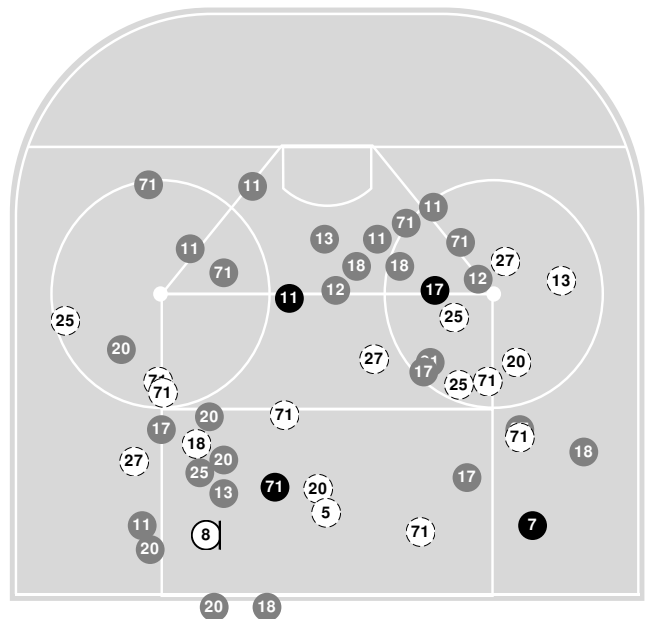
Team	1	2	3
Northeastern	0	1	1
Boston University	0	3	1

### Shot chart

Huskies Attack zone



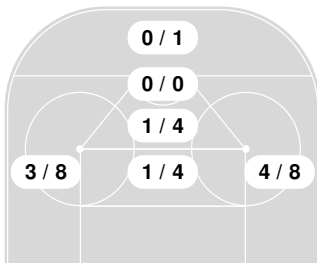
Terriers Attack zone



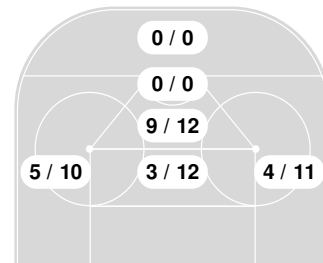
N Saved by goalie   
 N Goal   
 N Shot On-target   
 N Shot Blocked   
 N Hit Pipe   
 N Player number

### Shot statistics

Huskies Attack zone



Terriers Attack zone



### Shot summary

Huskies Terriers





## 2023-24 Men's Ice Hockey Shot Chart (Advanced) Report

Mar 16, 2024, Start time: 04:15 PM, Agganis Arena, Boston, Massachusetts  
Attendance: 5455

Game duration: 2:16

	1	2	3	Tot
Total shots attempted	11	16	21	48
Blocked by defense	2	5	7	14
Shots Off Target	5	2	4	11
Pipes	0	0	0	0
Total shots on-target	4	9	10	23
Shots saved by goalie <b>Cameron Whitehead</b>	11	8	9	28
<b>Goals scored:</b>				<b>2</b>

	1	2	3	Tot
Total shots attempted	22	21	20	63
Blocked by defense	7	6	4	17
Shots Off Target	4	3	6	13
Pipes	0	1	0	1
Total shots on-target	11	11	10	32
Shots saved by goalie <b>Mathieu Caron</b>	4	8	9	21
<b>Goals scored:</b>				<b>4</b>



## 2023-24 Men's Ice Hockey Lineup Report

Mar 16, 2024, Start time: 04:15 PM, Agganis Arena, Boston, Massachusetts  
Attendance: 5455

Game duration: 2:16

**NORTHEASTERN (17-15-3, 9-14-1)**

**VS**

**BOSTON UNIVERSITY (24-8-2, 18-4-2)**

### Officials

**Referee:** Walker Holton  
**Referee:** Jeremy Tufts  
**Linesman:** Kevin Briganti  
**Linesman:** Robert Griffin

### Goaltenders

Huskies		Terriers	
#	Player	#	Player
39	Cameron <b>Whitehead</b>	62	Mathieu <b>Caron</b>
1	Connor <b>Hopkins</b>	30	Henry <b>Graham</b>
35	Harrison <b>Chesney</b>	33	Max <b>Lacroix</b>

### Team Lineups

Huskies				Terriers			
#	Pos	Player	Current season stats	#	Pos	Player	Current season stats
Line #1				Line #1			
27	LW	Alex Campbell	35 GP (22-18-40)	18	LW	Shane Lachance	34 GP (12-11-23)
29	C	Justin Hryckowian	31 GP (11-30-41)	71	C	Macklin Celebrini	32 GP (29-25-54)
13	RW	Dylan Hryckowian	33 GP (7-25-32)	12	RW	Jack Harvey	14 GP (5-6-11)
5	LD	Hunter McDonald	22 GP (1-5-6)	20	LD	Lane Hutson	32 GP (12-31-43)
22	RD	Vinny Borgesi	33 GP (5-23-28)	7	RD	Case McCarthy	33 GP (2-5-7)
Line #2				Line #2			
11	LW	Gunnarwolfe Fontaine	35 GP (8-19-27)	27	LW	Jack Hughes	32 GP (7-10-17)
15	C	Jack Williams	33 GP (17-19-36)	9	C	Ryan Greene	34 GP (9-21-30)
12	RW	Cam Lund	34 GP (11-19-30)	17	RW	Quinn Hutson	34 GP (16-16-32)
8	LD	Jackson Dorrington	32 GP (6-6-12)	8	LD	Cade Webber	32 GP (0-6-6)
4	RD	Pito Walton	35 GP (5-12-17)	5	RD	Tom Willander	32 GP (4-17-21)
Line #3				Line #3			
20	LW	Brett Edwards	30 GP (5-2-7)	16	LW	Jeremy Wilmer	33 GP (6-29-35)
21	C	Matt DeMelis	22 GP (2-6-8)	10	C	Nick Zabaneh	34 GP (8-5-13)
19	RW	Billy Norcross	25 GP (0-4-4)	21	RW	Devin Kaplan	31 GP (5-15-20)
25	LD	Matthew Staudacher	30 GP (2-2-4)	4	LD	Ty Gallagher	31 GP (0-5-5)
10	RD	Patrick Dawson	15 GP (0-0-0)	2	RD	Gavin McCarthy	32 GP (0-4-4)
Line #4				Line #4			
23	LW	Eli Sebastian	31 GP (0-1-1)	11	LW	Luke Tuch	33 GP (8-17-25)
14	C	Liam Walsh	35 GP (4-3-7)	25	C	Sam Stevens	34 GP (7-7-14)
18	RW	Andy Moore	30 GP (0-1-1)	13	RW	Dylan Peterson	29 GP (7-9-16)
16	XD	Michael Fisher	28 GP (1-1-2)	22	XD	Aiden Celebrini	30 GP (1-5-6)

### Head Coach

**NU:** Jerry Keefe  
**BU:** Jay Pandolfo

### Legend

D	Defense	LW	Left Wing	RW	Right Wing	C	Center
F	Forward	LD	Left Defense	RD	Right Defense		





## 2023-24 Men's Ice Hockey Box Score Report

Mar 16, 2024, Start time: 07:00 PM, Alford Arena, Orono, Maine  
Attendance: 5043

Game duration: 2:28

**NEW HAMPSHIRE (20-15-1)**

**VS**

**MAINE (23-10-2)**

**Box score**

	Prd	Time	Team		Scored by	Assists	Visitors on ice	Home on ice
1.	2nd	00:52	Maine	EV	Josh Nadeau/17	Bradly Nadeau/25 Nolan Renwick/7	G37, 20, 15, 12, 36, 29	G30, 4, 37, 82, 20, 22
2.	2nd	08:23	Maine	PP	Ben Poisson/6	Josh Nadeau/26 Lynden Breen/21	G37, 20, 16, 26, 18	G30, 15, 12, 82, 20, 27
3.	2nd	15:07	Maine	EV	Bradly Nadeau/18	Josh Nadeau/27 Nolan Renwick/8	G37, 20, 15, 18, 17, 24	G30, 3, 37, 82, 20, 24
4.	3rd	08:48	Maine	PP	Bradly Nadeau/19	David Breazeale/7 Luke Antonacci/5	G37, 8, 15, 36, 29	G30, 3, 37, 82, 20, 27
5.	3rd	17:17	Maine	EV	Josh Nadeau/18	Bradly Nadeau/26 Nolan Renwick/9	G37, 28, 18, 36, 29, 6	G30, 6, 37, 82, 20, 24

**Goals by period**

Team	1	2	3	Tot
UNH	0	0	0	0
Maine	0	3	2	5

**Shots by period**

Team	1	2	3	Tot
UNH	8	3	7	18
Maine	7	11	7	25

**Power play goals-ATT (SH)**

Period	UNH	Maine
1st	0-0(0)	0-0(0)
2nd	0-1(0)	1-2(4)
3rd	0-0(0)	1-3(4)
<b>Total</b>	<b>0-1(0)</b>	<b>2-5(8)</b>

**Team summary**

**Wildcats**

#	Player	G	A	P	PM	BL	SH	+/-
6	Marty Lavins	0	0	0	0	3	3	-1
7	Stiven Sardarian	0	0	0	0	0	1	0
8	Nikolai Jenson	0	0	0	0	4	2	0
11	Nick Cafarelli	0	0	0	2	0	0	0
12	Liam Devlin	0	0	0	0	0	1	-1
15	Luis Lindner	0	0	0	0	0	0	-2
16	Luke Reid	0	0	0	0	2	0	0
17	Kristaps Skrastins	0	0	0	2	0	1	-1
18	Harrison Blaisdell	0	0	0	0	1	0	-2
19	Brendan Fitzgerald	0	0	0	0	0	2	0
20	Colton Huard	0	0	0	0	2	0	-2
21	Cam Gendron	0	0	0	0	1	0	0
22	J.P. Turner	0	0	0	0	0	2	0
24	Robert Cronin	0	0	0	0	0	2	-1
25	Nick Ring	0	0	0	0	0	0	0
26	Morgan Winters	0	0	0	0	1	1	0
28	Alex Gagne	0	0	0	6	1	0	-1
29	Cy LeClerc	0	0	0	0	0	2	-2
36	Ryan Conmy	0	0	0	0	0	1	-2
37	Jakob Hellsten	0	0	0	0	0	0	0
1	Jeremy Forman	dnp						
30	Tyler Muszelik	dnp						
<b>Totals:</b>		<b>0</b>	<b>0</b>	<b>0</b>	<b>10</b>	<b>15</b>	<b>18</b>	<b>-15</b>

**Black Bears**

#	Player	G	A	P	PM	BL	SH	+/-
2	Jack Dalton	0	0	0	0	0	1	0
3	Luke Antonacci	0	1	1	0	0	1	1
4	Brandon Holt	0	0	0	0	2	0	1
6	Liam Lesakowski	0	0	0	0	1	1	1
10	Cole Hanson	0	0	0	0	0	1	0
11	Donavan Villeneuve-Houle	0	0	0	0	0	2	0
12	Ben Poisson	1	0	1	2	0	2	0
14	Sully Scholle	0	0	0	0	0	0	0
15	Brandon Chabrier	0	0	0	0	0	1	0
18	Parker Lindauer	0	0	0	0	0	0	0
20	Josh Nadeau	2	2	4	0	0	7	3
22	Harrison Scott	0	0	0	0	0	1	1
23	Grayson Arnott	0	0	0	0	0	1	0
24	Nolan Renwick	0	3	3	0	0	0	2
26	Thomas Freel	0	0	0	0	0	2	0
27	Lynden Breen	0	1	1	0	3	0	0
28	Anthony Calafiore	0	0	0	0	2	0	0
30	Albin Boija	0	0	0	0	0	0	0
37	David Breazeale	0	1	1	0	0	2	3
82	Bradly Nadeau	2	2	4	0	0	3	3
32	Victor Ostman	dnp						
33	Connor Androlewicz	dnp						
<b>Totals:</b>		<b>5</b>	<b>10</b>	<b>15</b>	<b>2</b>	<b>8</b>	<b>25</b>	<b>15</b>

**Penalty minutes**

Period	UNH	Maine
1st	0-0	0-0
2nd	2-4	1-2
3rd	3-6	0-0
<b>Total</b>	<b>5-10</b>	<b>1-2</b>

**Three stars**

**Officials**

**Referee:** Scott Hansen  
**Referee:** Geoffrey Miller  
**Linesman:** Nicholas Briganti  
**Linesman:** Shane Kanaly

Referee's Signature \_\_\_\_\_





## 2023-24 Men's Ice Hockey Box Score Report

Mar 16, 2024, Start time: 07:00 PM, Alford Arena, Orono, Maine  
Attendance: 5043

Game duration: 2:28

### Goaltenders

Wildcats								Black Bears							
#	Player	Min	GA	1	2	3	Saves	#	Player	Min	GA	1	2	3	Saves
37	Jakob Hellsten	60:00	5	7	8	5	20	30	Albin Boija	59:42	0	8	3	7	18
<b>Loss - Jakob Hellsten (15-12-1)</b>								<b>Win - Albin Boija (10-6-1)</b>							
								TM EMPTY NET 00:18 0 0 0 0 0							

### Penalty summary

Prd	Player	Team	Min	Offense	Time		Prd	Player	Team	Min	Offense	Time	
2nd	Kristaps Skrastins	UNH	2	Slashing	07:10	PP	3rd	Alex Gagne	UNH	2	Tripping	06:52	PP
2nd	Ben Poisson	Maine	2	Holding	09:30	PP	3rd	Alex Gagne	UNH	2	Cross Checking	13:41	PP
2nd	Alex Gagne	UNH	2	Holding	12:26	PP	3rd	Nick Cafarelli	UNH	2	Elbowing	19:13	PP

### Faceoff summary

Wildcats						Black Bears					
#	Player	W	L	FO%		#	Player	W	L	FO%	
29	Cy LeClerc	8	8	50.0		22	Harrison Scott	11	7	61.1	
6	Marty Lavins	6	7	46.2		27	Lynden Breen	10	4	71.4	
24	Robert Cronin	6	12	33.3		24	Nolan Renwick	7	8	46.7	
25	Nick Ring	2	1	66.7		10	Cole Hanson	3	3	50.0	
18	Harrison Blaisdell	0	1	0.0		<b>Totals:</b>		<b>31</b>	<b>22</b>	<b>58.5</b>	
26	Morgan Winters	0	2	0.0							
<b>Totals:</b>		<b>22</b>	<b>31</b>	<b>41.5</b>							

### Faceoff chart

Wildcats		Black Bears	
FACEOFFS	WON	WON	FACEOFFS
1st Period	10	5	1st Period
2nd Period	7	9	2nd Period
3rd Period	5	17	3rd Period
At even strength	20	25	At even strength
Power play	1	6	Power play
Short handed	1	0	Short handed

### Power play summary

Wildcats							Black Bears						
Prd	Start	End	Elapsed	Shots	(Opp)		Prd	Start	End	Elapsed	Shots	(Opp)	
2	09:30	11:30	02:00	0	0		2	07:10	08:23	01:13	2	0	PPG
<b>Summary: 1 opps, 0 shots, 0 goal, time 02:00</b>							2	12:26	14:26	02:00	2	0	
							3	06:52	08:48	01:56	2	0	PPG
							3	13:41	15:41	02:00	1	0	
							3	19:13	20:00	00:47	1	0	
							<b>Summary: 5 opps, 8 shots, 2 goal, time 07:56</b>						

Referee's Signature \_\_\_\_\_



**2023-24 Men's Ice Hockey  
Box Score Report**

Mar 16, 2024, Start time: 07:00 PM, Alford Arena, Orono, Maine  
Attendance: 5043

Game duration: 2:28

**Shootout summary**

No Shootouts

**Penalty shot summary**

No Penalty Shots

Referee's Signature \_\_\_\_\_



2023-24 Men's Ice Hockey  
Play By Play Report

Mar 16, 2024, Start time: 07:00 PM, Alford Arena, Orono, Maine  
Attendance: 5043

Game duration: 2:28

**NEW HAMPSHIRE**

**0 - 5**

**MAINE**

**Scoring by period**

Team	1	2	3
NEW HAMPSHIRE	0	0	0
MAINE	0	3	2

**Start of 1st period**

Wildcats				Black Bears	
Action	Time	Score	On Ice	Action	
Starting lineups <b>UNH</b> : #37 Jakob Hellsten, #18 Harrison Blaisdell, #24 Robert Cronin, #22 J.P. Turner, #28 Alex Gagne, #8 Nikolai Jenson.	00:00			Starting lineups <b>Maine</b> : #30 Albin Boija, #82 Bradly Nadeau, #24 Nolan Renwick, #20 Josh Nadeau, #37 David Breazeale, #3 Luke Antonacci.	
Start of 1st period.	00:00			Start of 1st period.	
	00:00			Faceoff #24 Robert Cronin vs #24 Nolan Renwick won by <b>Maine</b> .	
	00:47			Shot by <b>Maine</b> #6 Liam Lesakowski, saved by #37 Jakob Hellsten.	
	00:57			Shot by <b>Maine</b> #22 Harrison Scott BLOCKED by #8 Nikolai Jenson.	
	01:35			Shot by <b>Maine</b> #4 Brandon Holt BLOCKED by #20 Colton Huard.	
Faceoff #25 Nick Ring vs #10 Cole Hanson won by <b>UNH</b> .	02:08				
Shot by <b>UNH</b> #11 Nick Cafarelli OFF TARGET.	02:11				
	02:24			Shot by <b>Maine</b> #37 David Breazeale, saved by #37 Jakob Hellsten.	
Shot by <b>UNH</b> #36 Ryan Conmy, saved by #30 Albin Boija.	03:03				
Shot by <b>UNH</b> #29 Cy LeClerc, saved by #30 Albin Boija.	03:05				
	03:48			Shot by <b>Maine</b> #11 Donovan Villeneuve-Houle, saved by #37 Jakob Hellsten.	
Shot by <b>UNH</b> #22 J.P. Turner, saved by #30 Albin Boija.	04:01				
Faceoff #29 Cy LeClerc vs #22 Harrison Scott won by <b>UNH</b> .	05:30				
	05:46			Shot by <b>Maine</b> #4 Brandon Holt BLOCKED by #26 Morgan Winters.	
	06:06			Shot by <b>Maine</b> #26 Thomas Freel, saved by #37 Jakob Hellsten.	
Media Timeout.	06:06			Media Timeout.	
	06:06			Faceoff #24 Robert Cronin vs #24 Nolan Renwick won by <b>Maine</b> .	
	06:13			Shot by <b>Maine</b> #20 Josh Nadeau OFF TARGET.	
	06:17			Shot by <b>Maine</b> #24 Nolan Renwick OFF TARGET.	
	06:24			Shot by <b>Maine</b> #3 Luke Antonacci BLOCKED by #18 Harrison Blaisdell.	
	06:28			Shot by <b>Maine</b> #3 Luke Antonacci BLOCKED by #8 Nikolai Jenson.	
Shot by <b>UNH</b> #6 Marty Lavins, saved by #30 Albin Boija.	07:23				
Shot by <b>UNH</b> #16 Luke Reid OFF TARGET.	07:29				
Shot by <b>UNH</b> #6 Marty Lavins, saved by #30 Albin Boija.	07:29				
	07:29			Faceoff #29 Cy LeClerc vs #22 Harrison Scott won by <b>Maine</b> .	
Faceoff #29 Cy LeClerc vs #22 Harrison Scott won by <b>UNH</b> .	07:46				
	08:09			Faceoff #25 Nick Ring vs #10 Cole Hanson won by <b>Maine</b> .	
Shot by <b>UNH</b> #28 Alex Gagne BLOCKED by #28 Anthony Calafiore.	08:39				
Shot by <b>UNH</b> #28 Alex Gagne OFF TARGET.	08:44				
Shot by <b>UNH</b> #28 Alex Gagne OFF TARGET.	08:59				
Shot by <b>UNH</b> #19 Brendan Fitzgerald, saved by #30 Albin Boija.	09:31				



## 2023-24 Men's Ice Hockey Play By Play Report

Mar 16, 2024, Start time: 07:00 PM, Alford Arena, Orono, Maine  
Attendance: 5043

Game duration: 2:28

Action	Time	Score	On Ice	Action
Shot by <b>UNH</b> #20 Colton Huard OFF TARGET.	09:44			
Shot by <b>UNH</b> #8 Nikolai Jenson, saved by #30 Albin Boija.	11:33			
Media Timeout.	11:33			Media Timeout.
Faceoff #29 Cy LeClerc vs #22 Harrison Scott won by <b>UNH</b> .	11:33			
Shot by <b>UNH</b> #28 Alex Gagne OFF TARGET.	11:58			
	12:15			Shot by <b>Maine</b> #27 Lynden Breen OFF TARGET.
	13:53			Shot by <b>Maine</b> #10 Cole Hanson, saved by #37 Jakob Hellsten.
Faceoff #29 Cy LeClerc vs #24 Nolan Renwick won by <b>UNH</b> .	13:55			
Shot by <b>UNH</b> #16 Luke Reid OFF TARGET.	14:18			
Shot by <b>UNH</b> #36 Ryan Conmy ON PIPE.	14:21			
	14:45			Shot by <b>Maine</b> #23 Grayson Arnott, saved by #37 Jakob Hellsten.
Media Timeout.	14:46			Media Timeout.
Faceoff #24 Robert Cronin vs #22 Harrison Scott won by <b>UNH</b> .	14:46			
Faceoff #25 Nick Ring vs #10 Cole Hanson won by <b>UNH</b> .	15:48			
	16:19			Shot by <b>Maine</b> #18 Parker Lindauer OFF TARGET.
Shot by <b>UNH</b> #17 Kristaps Skrastins, saved by #30 Albin Boija.	16:47			
	17:33			Shot by <b>Maine</b> #82 Bradly Nadeau, saved by #37 Jakob Hellsten.
Faceoff #29 Cy LeClerc vs #24 Nolan Renwick won by <b>UNH</b> .	17:46			
Faceoff #29 Cy LeClerc vs #24 Nolan Renwick won by <b>UNH</b> .	17:53			
Faceoff #24 Robert Cronin vs #22 Harrison Scott won by <b>UNH</b> .	18:24			
	18:34			Faceoff #24 Robert Cronin vs #22 Harrison Scott won by <b>Maine</b> .
End of 1st period.	20:00.0			End of 1st period.



## 2023-24 Men's Ice Hockey Play By Play Report

Mar 16, 2024, Start time: 07:00 PM, Alford Arena, Orono, Maine  
Attendance: 5043

Game duration: 2:28

### Start of 2nd period

Wildcats				Black Bears
Action	Time	Score	On Ice	Action
Start of 2nd period.	00:00			Start of 2nd period.
Faceoff #24 Robert Cronin vs #24 Nolan Renwick won by <b>UNH</b> .	00:00			
Shot by <b>UNH</b> #12 Liam Devlin BLOCKED by #4 Brandon Holt.	00:45			
	00:52	0 - 1	5 - 5	GOAL by <b>Maine</b> #20 Josh Nadeau, Assist by #82 Bradly Nadeau and #24 Nolan Renwick, On ice for <b>Maine</b> : #30 Albin Boija, #82 Bradly Nadeau, #20 Josh Nadeau, #4 Brandon Holt, #37 David Breazeale, #22 Harrison Scott. On ice for <b>UNH</b> : #37 Jakob Hellsten, #29 Cy LeClerc, #36 Ryan Conmy, #12 Liam Devlin, #15 Luis Lindner, #20 Colton Huard.
Faceoff #29 Cy LeClerc vs #22 Harrison Scott won by <b>UNH</b> .	00:52			
	01:10			Faceoff #29 Cy LeClerc vs #22 Harrison Scott won by <b>Maine</b> .
	01:21			Shot by <b>Maine</b> #4 Brandon Holt OFF TARGET.
	01:38			Shot by <b>Maine</b> #20 Josh Nadeau, saved by #37 Jakob Hellsten.
	01:47			Shot by <b>Maine</b> #4 Brandon Holt BLOCKED by #16 Luke Reid.
	03:35			Faceoff #24 Robert Cronin vs #24 Nolan Renwick won by <b>Maine</b> .
	04:23			Shot by <b>Maine</b> #2 Jack Dalton, saved by #37 Jakob Hellsten.
	04:46			Shot by <b>Maine</b> #11 Donovan Villeneuve-Houle, saved by #37 Jakob Hellsten.
Shot by <b>UNH</b> #12 Liam Devlin, saved by #30 Albin Boija.	05:11			
Shot by <b>UNH</b> #29 Cy LeClerc, saved by #30 Albin Boija.	05:19			
Shot by <b>UNH</b> #29 Cy LeClerc BLOCKED by #27 Lynden Breen.	05:26			
	05:33			Shot by <b>Maine</b> #12 Ben Poisson OFF TARGET.
Faceoff #6 Marty Lavins vs #24 Nolan Renwick won by <b>UNH</b> .	06:40			
	07:01			Shot by <b>Maine</b> #82 Bradly Nadeau BLOCKED by #6 Marty Lavins.
	07:06			Shot by <b>Maine</b> #24 Nolan Renwick OFF TARGET.
	07:08			Shot by <b>Maine</b> #20 Josh Nadeau, saved by #37 Jakob Hellsten.
Penalty on #17 Kristaps Skrastins <b>UNH</b> 2 minutes for <b>SLASHING</b> .	07:10			
	07:10			<b>Maine</b> start of power play.
Media Timeout.	07:10			Media Timeout.
	07:10			Faceoff #29 Cy LeClerc vs #22 Harrison Scott won by <b>Maine</b> .
	07:22			Shot by <b>Maine</b> #4 Brandon Holt OFF TARGET.
	08:23			Shot by <b>Maine</b> #20 Josh Nadeau, saved by #37 Jakob Hellsten.
	08:23	0 - 2	4 - 5	GOAL by <b>Maine</b> #12 Ben Poisson, Assist by #20 Josh Nadeau and #27 Lynden Breen, On ice for <b>Maine</b> : #30 Albin Boija, #27 Lynden Breen, #12 Ben Poisson, #20 Josh Nadeau, #82 Bradly Nadeau, #15 Brandon Chabrier. On ice for <b>UNH</b> : #37 Jakob Hellsten, #20 Colton Huard, #16 Luke Reid, #26 Morgan Winters, #18 Harrison Blaisdell.
<b>UNH</b> #17 Kristaps Skrastins penalty complete.	08:23			
	08:23			<b>Maine</b> end of power play.
Faceoff #6 Marty Lavins vs #24 Nolan Renwick won by <b>UNH</b> .	08:23			
	08:59			Shot by <b>Maine</b> #37 David Breazeale BLOCKED by #6 Marty Lavins.
	09:30			Penalty on #12 Ben Poisson <b>Maine</b> 2 minutes for <b>HOLDING</b> .
<b>UNH</b> start of power play.	09:30			
Faceoff #29 Cy LeClerc vs #22 Harrison Scott won by <b>UNH</b> .	09:30			
	11:30			<b>Maine</b> #12 Ben Poisson penalty complete.
<b>UNH</b> end of power play.	11:30			





## 2023-24 Men's Ice Hockey Play By Play Report

Mar 16, 2024, Start time: 07:00 PM, Alford Arena, Orono, Maine  
Attendance: 5043

Game duration: 2:28

Action	Time	Score	On Ice	Action
Shot by <b>UNH</b> #24 Robert Cronin OFF TARGET.	12:14			
Penalty on #28 Alex Gagne <b>UNH</b> 2 minutes for <b>HOLDING</b> .	12:26			
Faceoff #6 Marty Lavins vs #27 Lynden Breen won by <b>UNH</b> .	12:26			
	12:26			<b>Maine</b> start of power play.
Media Timeout.	12:26			Media Timeout.
	12:26			Faceoff #6 Marty Lavins vs #27 Lynden Breen won by <b>Maine</b> .
Faceoff #6 Marty Lavins vs #27 Lynden Breen won by <b>UNH</b> .	12:29			
	12:40			Shot by <b>Maine</b> #12 Ben Poisson, saved by #37 Jakob Hellsten.
	12:43			Shot by <b>Maine</b> #82 Bradly Nadeau OFF TARGET.
	13:19			Shot by <b>Maine</b> #15 Brandon Chabrier, saved by #37 Jakob Hellsten.
	13:49			Faceoff #6 Marty Lavins vs #22 Harrison Scott won by <b>Maine</b> .
	14:13			Shot by <b>Maine</b> #14 Sully Scholle OFF TARGET.
	14:21			Shot by <b>Maine</b> #11 Donovan Villeneuve-Houle OFF TARGET.
<b>UNH</b> #28 Alex Gagne penalty complete.	14:26			
	14:26			<b>Maine</b> end of power play.
	14:26			Shot by <b>Maine</b> #22 Harrison Scott BLOCKED by #8 Nikolai Jenson.
	14:29			Shot by <b>Maine</b> #22 Harrison Scott OFF TARGET.
	14:58			Shot by <b>Maine</b> #11 Donovan Villeneuve-Houle OFF TARGET.
	15:07	0 - 3	5 - 5	GOAL by <b>Maine</b> #82 Bradly Nadeau, Assist by #20 Josh Nadeau and #24 Nolan Renwick, On ice for <b>Maine</b> : #30 Albin Boija, #82 Bradly Nadeau, #20 Josh Nadeau, #24 Nolan Renwick, #3 Luke Antonacci, #37 David Breazeale.  On ice for <b>UNH</b> : #37 Jakob Hellsten, #15 Luis Lindner, #17 Kristaps Skrastins, #24 Robert Cronin, #20 Colton Huard, #18 Harrison Blaisdell.
	15:07			Faceoff #24 Robert Cronin vs #27 Lynden Breen won by <b>Maine</b> .
Shot by <b>UNH</b> #24 Robert Cronin OFF TARGET.	15:45			
Shot by <b>UNH</b> #8 Nikolai Jenson, saved by #30 Albin Boija.	15:52			
	16:21			Shot by <b>Maine</b> #20 Josh Nadeau, saved by #37 Jakob Hellsten.
Media Timeout.	16:45			Media Timeout.
	16:45			Faceoff #6 Marty Lavins vs #27 Lynden Breen won by <b>Maine</b> .
	17:31			Shot by <b>Maine</b> #6 Liam Lesakowski OFF TARGET.
	17:42			Faceoff #24 Robert Cronin vs #22 Harrison Scott won by <b>Maine</b> .
	18:44			Shot by <b>Maine</b> #20 Josh Nadeau OFF TARGET.
Shot by <b>UNH</b> #12 Liam Devlin OFF TARGET.	19:02.7			
Shot by <b>UNH</b> #36 Ryan Conmy OFF TARGET.	19:09.5			
	19:50.3			Faceoff #6 Marty Lavins vs #27 Lynden Breen won by <b>Maine</b> .
End of 2nd period.	20:00.0			End of 2nd period.



## 2023-24 Men's Ice Hockey Play By Play Report

Mar 16, 2024, Start time: 07:00 PM, Alford Arena, Orono, Maine  
Attendance: 5043

Game duration: 2:28

### Start of 3rd period

Wildcats				Black Bears
Action	Time	Score	On Ice	Action
Start of 3rd period.	00:00			Start of 3rd period.
	00:00			Faceoff #6 Marty Lavins vs #24 Nolan Renwick won by <b>Maine</b> .
	00:24			Faceoff #24 Robert Cronin vs #27 Lynden Breen won by <b>Maine</b> .
Shot by <b>UNH</b> #20 Colton Huard BLOCKED by #6 Liam Lesakowski.	02:40			
	03:01			Shot by <b>Maine</b> #3 Luke Antonacci OFF TARGET.
	03:17			Shot by <b>Maine</b> #37 David Breazeale, saved by #37 Jakob Hellsten.
Faceoff #6 Marty Lavins vs #27 Lynden Breen won by <b>UNH</b> .	03:18			
Shot by <b>UNH</b> #6 Marty Lavins, saved by #30 Albin Boija.	03:30			
Shot by <b>UNH</b> #16 Luke Reid BLOCKED by #27 Lynden Breen.	03:47			
Shot by <b>UNH</b> #16 Luke Reid OFF TARGET.	03:52			
Faceoff #24 Robert Cronin vs #24 Nolan Renwick won by <b>UNH</b> .	03:54			
Shot by <b>UNH</b> #7 Stiven Sardarian, saved by #30 Albin Boija.	03:57			
	03:57			Faceoff #24 Robert Cronin vs #24 Nolan Renwick won by <b>Maine</b> .
	04:36			Shot by <b>Maine</b> #23 Grayson Arnott BLOCKED by #28 Alex Gagne.
	04:36			Faceoff #29 Cy LeClerc vs #22 Harrison Scott won by <b>Maine</b> .
	04:47			Shot by <b>Maine</b> #26 Thomas Freel, saved by #37 Jakob Hellsten.
	04:47			Faceoff #29 Cy LeClerc vs #22 Harrison Scott won by <b>Maine</b> .
Faceoff #6 Marty Lavins vs #27 Lynden Breen won by <b>UNH</b> .	05:28			
Shot by <b>UNH</b> #19 Brendan Fitzgerald, saved by #30 Albin Boija.	05:38			
	05:38			Faceoff #26 Morgan Winters vs #27 Lynden Breen won by <b>Maine</b> .
	05:54			Shot by <b>Maine</b> #15 Brandon Chabrier BLOCKED by #21 Cam Gendron.
Shot by <b>UNH</b> #26 Morgan Winters, saved by #30 Albin Boija.	06:04			
Media Timeout.	06:06			Media Timeout.
	06:06			Faceoff #24 Robert Cronin vs #24 Nolan Renwick won by <b>Maine</b> .
Shot by <b>UNH</b> #24 Robert Cronin, saved by #30 Albin Boija.	06:19			
	06:19			Faceoff #24 Robert Cronin vs #24 Nolan Renwick won by <b>Maine</b> .
Penalty on #28 Alex Gagne <b>UNH</b> 2 minutes for <b>TRIPPING</b> .	06:52			
	06:52			Faceoff #29 Cy LeClerc vs #22 Harrison Scott won by <b>Maine</b> .
	06:52			<b>Maine</b> start of power play.
	07:16			Shot by <b>Maine</b> #11 Donovan Villeneuve-Houle OFF TARGET.
	08:05			Shot by <b>Maine</b> #27 Lynden Breen OFF TARGET.
	08:37			Shot by <b>Maine</b> #20 Josh Nadeau, saved by #37 Jakob Hellsten.
	08:41			Faceoff #29 Cy LeClerc vs #27 Lynden Breen won by <b>Maine</b> .
	08:48	0 - 4	4 - 5	GOAL by <b>Maine</b> #82 Bradly Nadeau, Assist by #37 David Breazeale and #3 Luke Antonacci, On ice for <b>Maine</b> : #30 Albin Boija, #82 Bradly Nadeau, #37 David Breazeale, #3 Luke Antonacci, #20 Josh Nadeau, #27 Lynden Breen. On ice for <b>UNH</b> : #37 Jakob Hellsten, #29 Cy LeClerc, #15 Luis Lindner, #8 Nikolai Jenson, #36 Ryan Conmy.
<b>UNH</b> #28 Alex Gagne penalty complete.	08:48			
	08:48			<b>Maine</b> end of power play.
Faceoff #24 Robert Cronin vs #24 Nolan Renwick won by <b>UNH</b> .	08:48			
Shot by <b>UNH</b> #24 Robert Cronin, saved by #30 Albin Boija.	08:59			
Shot by <b>UNH</b> #16 Luke Reid BLOCKED by #28 Anthony Calafiore.	09:39			



## 2023-24 Men's Ice Hockey Play By Play Report

Mar 16, 2024, Start time: 07:00 PM, Alford Arena, Orono, Maine  
Attendance: 5043

Game duration: 2:28

Action	Time	Score	On Ice	Action
Shot by <b>UNH</b> #20 Colton Huard BLOCKED by #27 Lynden Breen.	11:03			
Shot by <b>UNH</b> #28 Alex Gagne OFF TARGET.	12:42			
Media Timeout.	12:43			Media Timeout.
	12:43			Faceoff #29 Cy LeClerc vs #22 Harrison Scott won by <b>Maine</b> .
	13:04			Shot by <b>Maine</b> #4 Brandon Holt BLOCKED by #8 Nikolai Jenson.
	13:23			EMPTY NET for <b>Maine</b> .
Penalty on #28 Alex Gagne <b>UNH</b> 2 minutes for <b>CROSS CHECKING</b> .	13:41			
	13:41			Faceoff #6 Marty Lavins vs #27 Lynden Breen won by <b>Maine</b> .
	13:41			Goalie #30 Albin Boija in for <b>Maine</b> .
	13:41			<b>Maine</b> start of power play.
	13:47			Shot by <b>Maine</b> #20 Josh Nadeau OFF TARGET.
	14:46			Shot by <b>Maine</b> #27 Lynden Breen BLOCKED by #6 Marty Lavins.
	14:52			Shot by <b>Maine</b> #82 Bradly Nadeau BLOCKED by #16 Luke Reid.
	15:37			Shot by <b>Maine</b> #22 Harrison Scott, saved by #37 Jakob Hellsten.
	15:37			Faceoff #24 Robert Cronin vs #22 Harrison Scott won by <b>Maine</b> .
<b>UNH</b> #28 Alex Gagne penalty complete.	15:41			
	15:41			<b>Maine</b> end of power play.
Media Timeout.	16:16			Media Timeout.
	16:16			Faceoff #24 Robert Cronin vs #10 Cole Hanson won by <b>Maine</b> .
Faceoff #24 Robert Cronin vs #10 Cole Hanson won by <b>UNH</b> .	16:22			
Shot by <b>UNH</b> #22 J.P. Turner BLOCKED by #4 Brandon Holt.	16:33			
	17:17	0 - 5	5 - 5	GOAL by <b>Maine</b> #20 Josh Nadeau, Assist by #82 Bradly Nadeau and #24 Nolan Renwick, On ice for <b>Maine</b> : #30 Albin Boija, #24 Nolan Renwick, #82 Bradly Nadeau, #20 Josh Nadeau, #6 Liam Lesakowski, #37 David Breazeale. On ice for <b>UNH</b> : #37 Jakob Hellsten, #36 Ryan Conmy, #29 Cy LeClerc, #18 Harrison Blaisdell, #6 Marty Lavins, #28 Alex Gagne.
	17:17			Faceoff #26 Morgan Winters vs #27 Lynden Breen won by <b>Maine</b> .
	17:39			Shot by <b>Maine</b> #37 David Breazeale BLOCKED by #20 Colton Huard.
Shot by <b>UNH</b> #22 J.P. Turner, saved by #30 Albin Boija.	18:45			
	18:45			Faceoff #18 Harrison Blaisdell vs #27 Lynden Breen won by <b>Maine</b> .
Shot by <b>UNH</b> #21 Cam Gendron OFF TARGET.	18:59			
Penalty on #11 Nick Cafarelli <b>UNH</b> 2 minutes for <b>ELBOWING</b> .	19:12.1			
	19:12.1			<b>Maine</b> start of power play.
	19:12.1			Faceoff #6 Marty Lavins vs #10 Cole Hanson won by <b>Maine</b> .
	19:17.5			Shot by <b>Maine</b> #3 Luke Antonacci OFF TARGET.
	19:46.6			Shot by <b>Maine</b> #3 Luke Antonacci, saved by #37 Jakob Hellsten.
End of 3rd period.	20:00.0			End of 3rd period.
<b>UNH</b> #11 Nick Cafarelli penalty complete.	20:00.0			
	20:00.0			<b>Maine</b> end of power play.



## 2023-24 Men's Ice Hockey Shot Chart Report

Mar 16, 2024, Start time: 07:00 PM, Alford Arena, Orono, Maine  
Attendance: 5043

Game duration: 2:28

**NEW HAMPSHIRE**

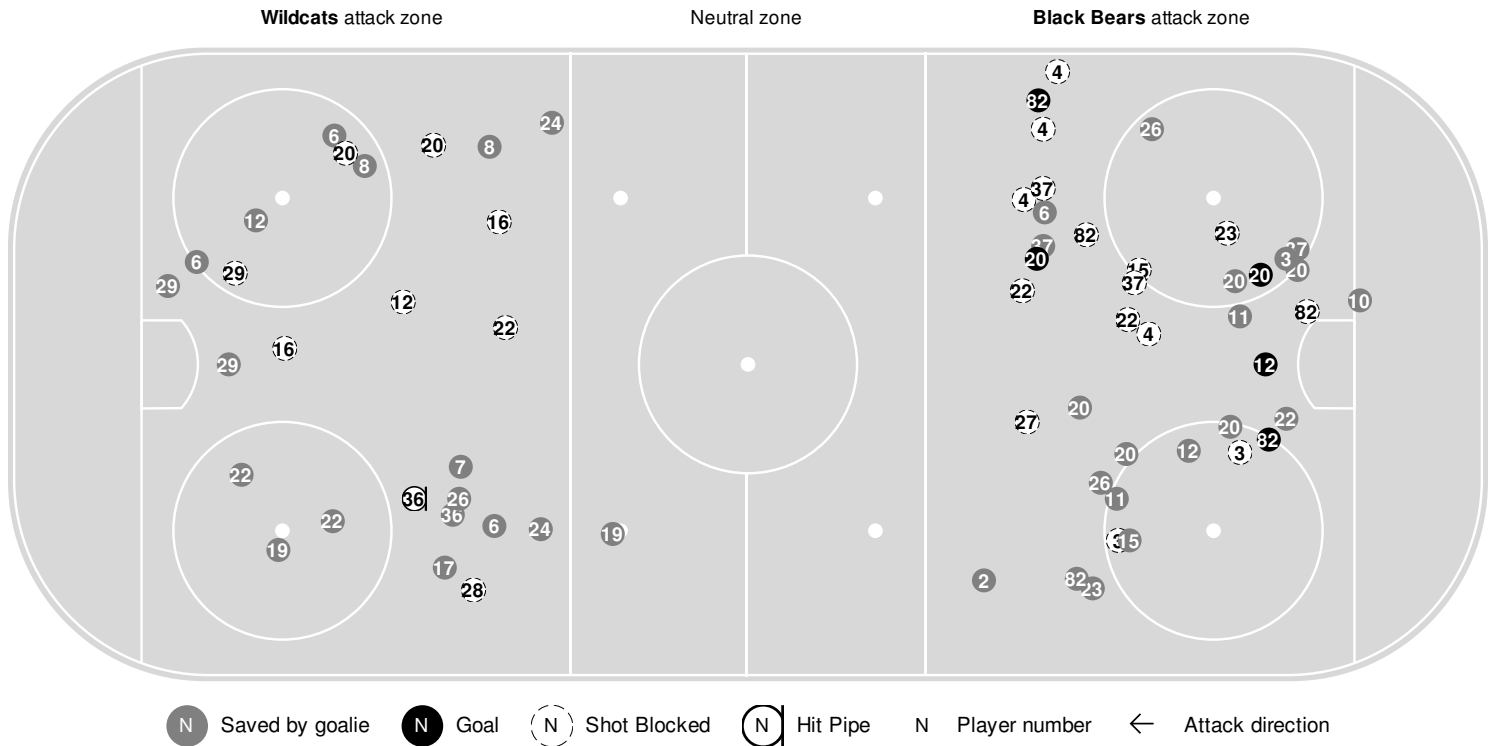
**0 - 5**

**MAINE**

### Scoring by period

Team	1	2	3
New Hampshire	0	0	0
Maine	0	3	2

### Shot chart



### Shot summary

Wildcats					Black Bears				
	1	2	3	Tot		1	2	3	Tot
Total shots attempted	17	9	15	41	Total shots attempted	16	26	18	60
Blocked by defense	1	2	5	8	Blocked by defense	5	4	6	15
Shots Off Target	7	4	3	14	Shots Off Target	4	11	5	20
Pipes	1	0	0	1	Pipes	0	0	0	0
Total shots on-target	8	3	7	18	Total shots on-target	7	11	7	25
Shots saved by goalie <b>Jakob Hellsten</b>	7	8	5	20	Shots saved by goalie <b>Albin Boija</b>	8	3	7	18
<b>Goals scored:</b>	<b>0</b>				<b>Goals scored:</b>	<b>5</b>			



## 2023-24 Men's Ice Hockey Shot Chart (Advanced) Report

Mar 16, 2024, Start time: 07:00 PM, Alford Arena, Orono, Maine  
Attendance: 5043

Game duration: 2:28

**NEW HAMPSHIRE**

**0 - 5**

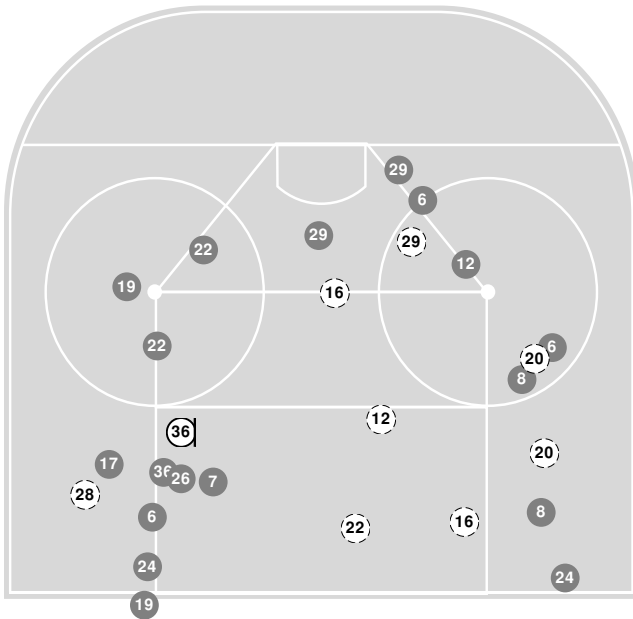
**MAINE**

### Scoring by period

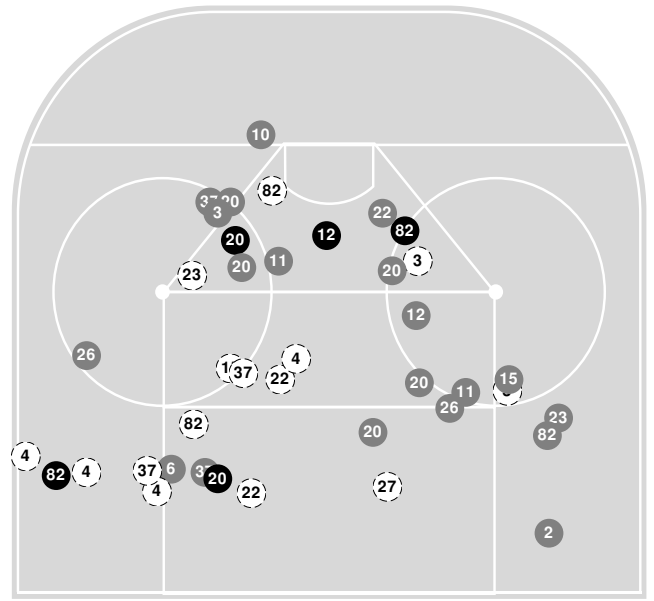
Team	1	2	3
New Hampshire	0	0	0
Maine	0	3	2

### Shot chart

Wildcats Attack zone



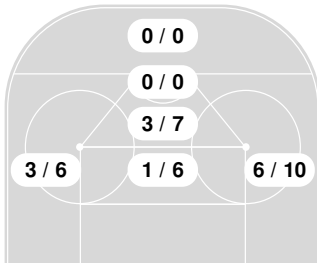
Black Bears Attack zone



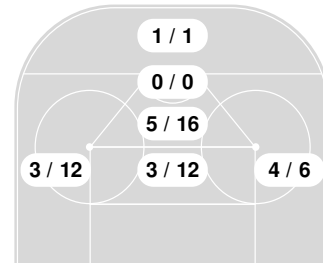
N Saved by goalie  
 N Goal  
 N Shot On-target  
 N Shot Blocked  
 N Hit Pipe  
 N Player number

### Shot statistics

Wildcats Attack zone



Black Bears Attack zone



### Shot summary

Wildcats Black Bears



## 2023-24 Men's Ice Hockey Shot Chart (Advanced) Report

Mar 16, 2024, Start time: 07:00 PM, Alford Arena, Orono, Maine  
Attendance: 5043

Game duration: 2:28

	1	2	3	Tot
Total shots attempted	17	9	15	41
Blocked by defense	1	2	5	8
Shots Off Target	7	4	3	14
Pipes	1	0	0	1
Total shots on-target	8	3	7	18
Shots saved by goalie <b>Jakob Hellsten</b>	7	8	5	20
<b>Goals scored:</b>				<b>0</b>

	1	2	3	Tot
Total shots attempted	16	26	18	60
Blocked by defense	5	4	6	15
Shots Off Target	4	11	5	20
Pipes	0	0	0	0
Total shots on-target	7	11	7	25
Shots saved by goalie <b>Albin Boija</b>	8	3	7	18
<b>Goals scored:</b>				<b>5</b>



## 2023-24 Men's Ice Hockey Lineup Report

Mar 16, 2024, Start time: 07:00 PM, Alford Arena, Orono, Maine  
Attendance: 5043

Game duration: 2:28

**NEW HAMPSHIRE (20-14-1, 12-11-1)**

**VS**

**MAINE (22-10-2, 14-9-1)**

### Officials

**Referee:** Scott Hansen  
**Referee:** Geoffrey Miller  
**Linesman:** Nicholas Briganti  
**Linesman:** Shane Kanaly

### Goaltenders

Wildcats		Black Bears	
#	Player	#	Player
37	Jakob Hellsten	30	Albin Boija
1	Jeremy Forman	32	Victor Ostman
30	Tyler Muszelik	33	Connor Androlewicz

### Team Lineups

Wildcats				Black Bears			
#	Pos	Player	Current season stats	#	Pos	Player	Current season stats
Line #1				Line #1			
12	LW	Liam Devlin	27 GP (13-7-20)	26	LW	Thomas Freel	34 GP (6-16-22)
29	C	Cy LeClerc	35 GP (10-18-28)	22	C	Harrison Scott	34 GP (14-12-26)
36	RW	Ryan Conmy	33 GP (14-17-31)	11	RW	Donavan Villeneuve-Houle	33 GP (9-14-23)
28	LD	Alex Gagne	35 GP (1-13-14)	37	LD	David Breazeale	34 GP (2-6-8)
8	RD	Nikolai Jenson	34 GP (4-5-9)	3	RD	Luke Antonacci	34 GP (0-4-4)
Line #2				Line #2			
26	LW	Morgan Winters	32 GP (10-12-22)	12	LW	Ben Poisson	34 GP (5-9-14)
6	C	Marty Lavins	34 GP (5-9-14)	27	C	Lynden Breen	34 GP (8-20-28)
17	RW	Kristaps Skrastins	34 GP (5-7-12)	14	RW	Sully Scholle	30 GP (7-4-11)
15	LD	Luis Lindner	35 GP (0-10-10)	4	LD	Brandon Holt	30 GP (4-11-15)
20	RD	Colton Huard	35 GP (5-17-22)	23	RD	Grayson Arnott	22 GP (2-3-5)
Line #3				Line #3			
18	LW	Harrison Blaisdell	31 GP (11-3-14)	82	LW	Bradly Nadeau	34 GP (17-24-41)
24	C	Robert Cronin	32 GP (4-12-16)	24	C	Nolan Renwick	22 GP (2-6-8)
22	RW	J.P. Turner	23 GP (4-6-10)	20	RW	Josh Nadeau	34 GP (16-25-41)
19	LD	Brendan Fitzgerald	27 GP (0-5-5)	6	LD	Liam Lesakowski	31 GP (0-2-2)
16	RD	Luke Reid	35 GP (1-15-16)	15	RD	Brandon Chabrier	34 GP (6-15-21)
Line #4				Line #4			
7	LW	Stiven Sardarian	31 GP (7-7-14)	18	LW	Parker Lindauer	13 GP (1-1-2)
25	C	Nick Ring	33 GP (2-8-10)	10	C	Cole Hanson	31 GP (4-4-8)
11	RW	Nick Cafarelli	27 GP (6-5-11)	28	RW	Anthony Calafiore	16 GP (2-2-4)
21	XD	Cam Gendron	9 GP (1-2-3)	2	XD	Jack Dalton	6 GP (0-0-0)

### Head Coach

**UNH:** Mike Sousa  
**Maine:** Ben Barr

### Legend

**D** Defense      **LW** Left Wing      **RW** Right Wing      **C** Center  
**F** Forward      **LD** Left Defense      **RD** Right Defense





## 2023-24 Men's Ice Hockey Box Score Report

Mar 16, 2024, Start time: 07:30 PM, Kelley Rink, Boston, Massachusetts  
Attendance: 6705

Game duration: 2:33

### UCONN (15-19-2) VS BOSTON COLLEGE (29-5-1)

#### Box score

	Prd	Time	Team		Scored by	Assists	Visitors on ice	Home on ice
1.	1st	02:19	BC	EV	Jacob Bengtsson/3	Mike Posma/6 Jamie Armstrong/7	G30, 2, 18, 12, 21, 10	G1, 8, 15, 25, 11, 12
2.	1st	03:26	BC	EV	Jack Malone/10	Andre Gasseau/15 Lukas Gustafsson/10	G30, 6, 27, 17, 11, 23	G1, 7, 4, 21, 24, 13
3.	1st	08:00	BC	EV	Drew Fortescue/4	Oskar Jellvik/23 Jack Malone/10	G30, 2, 15, 9, 71, 13	G1, 5, 21, 24, 12, 13
4.	1st	08:41	UCH	EV	John Spetz/2	Hudson Schandor/15	G30, 6, 18, 20, 11, 22	G1, 17, 7, 19, 9, 6
5.	2nd	19:48	BC	PP	Ryan Leonard/26	Eamon Powell/25 Will Smith/40	G30, 27, 15, 20, 22	G1, 2, 21, 19, 9, 6
6.	3rd	00:11	UCH	EV	Jake Richard/7	Hudson Schandor/16 John Spetz/4	G30, 16, 18, 20, 11, 22	G1, 2, 5, 19, 9, 6
7.	3rd	01:05	UCH	EV	Matthew Wood/15	Samu Salminen/10 Harrison Rees/4	G30, 6, 27, 17, 71, 13	G1, 17, 7, 25, 11, 13
8.	3rd	05:35	UCH	PP	Matthew Wood/16	-	G30, 6, 9, 71, 11, 22	G1, 17, 7, 21, 13
9.	3rd	09:25	BC	EV	Jack Malone/11	Andre Gasseau/16 Jacob Bengtsson/11	G30, 15, 27, 17, 21, 23	G1, 8, 15, 19, 24, 13

#### Goals by period

Team	1	2	3	Tot
UCH	1	0	3	4
BC	3	1	1	5

#### Shots by period

Team	1	2	3	Tot
UCH	15	7	12	34
BC	12	11	10	33

#### Power play goals-ATT (SH)

Period	UCH	BC
1st	0-1(0)	0-0(1)
2nd	0-0(0)	1-2(2)
3rd	1-2(2)	0-2(2)
<b>Total</b>	<b>1-3(2)</b>	<b>1-4(5)</b>

#### Team summary

##### Huskies, UConn

#	Player	G	A	P	PM	BL	SH	+/-
2	Jack Pascucci	0	0	0	0	0	0	-2
6	Andrew Lucas	0	0	0	0	0	1	1
8	Joey Muldowney	0	0	0	0	0	2	0
9	Ryan Tattle	0	0	0	0	0	1	-1
10	Tristan Fraser	0	0	0	0	0	0	-1
11	Jake Richard	1	0	1	0	0	3	1
12	Oliver Flynn	0	0	0	0	0	0	-1
13	Samu Salminen	0	1	1	2	0	2	0
15	Tom Messineo	0	0	0	0	2	0	-2
16	Jake Flynn	0	0	0	2	0	2	1
17	Jake Percival	0	0	0	0	0	1	-1
18	John Spetz	1	1	2	0	0	4	1
19	Jake Black	0	0	0	0	0	0	0
20	Chase Bradley	0	0	0	0	0	8	2
21	Nick Capone	0	0	0	0	0	0	-2
22	Hudson Schandor	0	2	2	0	0	1	2
23	Tabor Heaslip	0	0	0	0	0	3	-2
27	Harrison Rees	0	1	1	0	2	1	-1
30	Arsenii Sergeev	0	0	0	0	0	0	0
71	Matthew Wood	2	0	2	2	0	5	0
TM	TEAM	0	0	0	2	0	0	0
1	Ethan Haider				dnp			
31	Matt Pasquale				dnp			
<b>Totals:</b>		<b>4</b>	<b>5</b>	<b>9</b>	<b>8</b>	<b>4</b>	<b>34</b>	<b>-5</b>

##### Eagles

#	Player	G	A	P	PM	BL	SH	+/-
1	Jacob Fowler	0	0	0	0	0	0	0
2	Eamon Powell	0	1	1	0	2	3	-1
4	Charlie Leddy	0	0	0	0	1	0	1
5	Drew Fortescue	1	0	1	0	0	3	0
6	Will Smith	0	1	1	0	0	1	-2
7	Aidan Hreschuk	0	0	0	0	0	0	-1
8	Lukas Gustafsson	0	1	1	0	1	1	2
9	Ryan Leonard	1	0	1	2	0	6	-2
11	Colby Ambrosio	0	0	0	0	0	0	0
12	Mike Posma	0	1	1	0	1	4	2
13	Jack Malone	2	1	3	0	1	4	2
14	Gentry Shamburger	0	0	0	0	0	0	0
15	Jacob Bengtsson	1	1	2	0	2	4	2
17	Aram Minnetian	0	0	0	0	3	0	-2
19	Cutter Gauthier	0	0	0	0	0	2	-1
21	Oskar Jellvik	0	1	1	0	0	3	2
23	Will Traeger	0	0	0	0	0	0	0
24	Andre Gasseau	0	2	2	0	1	1	3
25	Jamie Armstrong	0	1	1	4	0	1	0
27	Connor Joyce	0	0	0	0	0	0	0
30	Jan Korec				dnp			
31	Alex Musielak				dnp			
<b>Totals:</b>		<b>5</b>	<b>10</b>	<b>15</b>	<b>6</b>	<b>12</b>	<b>33</b>	<b>5</b>

#### Penalty minutes

Period	UCH	BC
1st	1-2	1-2
2nd	1-2	0-0
3rd	2-4	2-4
<b>Total</b>	<b>4-8</b>	<b>3-6</b>

#### Three stars

1. Jack Malone
2. Matthew Wood
3. Jacob Bengtsson

#### Officials

Referee: Bobby Esposito  
 Referee: Peter Schlittenhardt  
 Linesman: Jeff McCorkle  
 Linesman: Steven Murray

Referee's Signature \_\_\_\_\_





## 2023-24 Men's Ice Hockey Box Score Report

Mar 16, 2024, Start time: 07:30 PM, Kelley Rink, Boston, Massachusetts  
Attendance: 6705

Game duration: 2:33

### Goaltenders

#### Huskies, UConn

#	Player	Min	GA	1	2	3	Saves
30	Arsenii Sergeev	58:11	5	9	10	9	28
TM	EMPTY NET	01:49	0	0	0	0	0
<b>Loss - Arsenii Sergeev (8-8-0)</b>							

#### Eagles

#	Player	Min	GA	1	2	3	Saves
1	Jacob Fowler	59:49	4	14	7	9	30
TM	EMPTY NET	00:11	0	0	0	0	0
<b>Win - Jacob Fowler (27-5-1)</b>							

### Penalty summary

Prd	Player	Team	Min	Offense	Time	
1st	Ryan Leonard	BC	2	Roughing	13:45	PP
1st	Matthew Wood	UCH	2	High Sticking	19:56	PP
2nd	TEAM	UCH	2	Too many players on ice	19:38	PP
3rd	Jamie Armstrong	BC	2	Tripping	05:04	PP

Prd	Player	Team	Min	Offense	Time	
3rd	Samu Salminen	UCH	2	Tripping	13:06	PP
3rd	Jake Flynn	UCH	2	Slashing	13:11	PP
3rd	Jamie Armstrong	BC	2	Hooking	18:32	PP

### Faceoff summary

#### Huskies, UConn

#	Player	W	L	FO%
22	Hudson Schandor	13	19	40.6
13	Samu Salminen	8	5	61.5
23	Tabor Heaslip	3	11	21.4
10	Tristan Fraser	1	6	14.3
9	Ryan Tattle	0	2	0.0
21	Nick Capone	0	2	0.0
<b>Totals:</b>		<b>25</b>	<b>45</b>	<b>35.7</b>

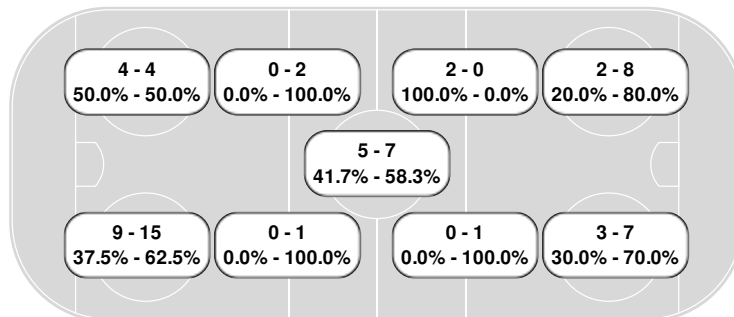
#### Eagles

#	Player	W	L	FO%
12	Mike Posma	11	4	73.3
6	Will Smith	10	12	45.5
19	Cutter Gauthier	8	0	100.0
13	Jack Malone	7	5	58.3
11	Colby Ambrosio	4	1	80.0
27	Connor Joyce	3	1	75.0
24	Andre Gasseau	2	2	50.0
<b>Totals:</b>		<b>45</b>	<b>25</b>	<b>64.3</b>

### Faceoff chart

#### Huskies, UConn

FACEOFFS	WON
1st Period	7
2nd Period	9
3rd Period	9
At even strength	23
Power play	2
Short handed	0



#### Eagles

WON	FACEOFFS
15	1st Period
9	2nd Period
21	3rd Period
37	At even strength
6	Power play
2	Short handed

Referee's Signature \_\_\_\_\_



# 2023-24 Men's Ice Hockey Box Score Report

Mar 16, 2024, Start time: 07:30 PM, Kelley Rink, Boston, Massachusetts  
Attendance: 6705

Game duration: 2:33

## Power play summary

### Huskies, UConn

Prd	Start	End	Elapsed	Shots	(Opp)	
1	13:45	15:45	02:00	0	0	
3	05:04	05:35	00:31	1	0	PPG
3	18:32	20:00	01:28	1	0	
Summary: 3 opps, 2 shots, 1 goal, time 03:59						

### Eagles

Prd	Start	End	Elapsed	Shots	(Opp)	
2	19:56	01:56	02:00	2	0	
2	19:38	19:48	00:10	1	0	PPG
3	13:06	15:06	02:00	2	0	
3	13:11	15:11	02:00	0	0	
Summary: 4 opps, 5 shots, 1 goal, time 04:15						

## Shootout summary

No Shootouts

## Penalty shot summary

No Penalty Shots

Referee's Signature \_\_\_\_\_



2023-24 Men's Ice Hockey  
Play By Play Report

Mar 16, 2024, Start time: 07:30 PM, Kelley Rink, Boston, Massachusetts  
Attendance: 6705

Game duration: 2:33

UCONN

4 - 5

BOSTON COLLEGE

Scoring by period

Team	1	2	3
UCONN	1	0	3
BOSTON COLLEGE	3	1	1

Start of 1st period

Huskies, UConn				Eagles
Action	Time	Score	On Ice	Action
Starting lineups <b>UCH</b> : #30 Arsenii Sergeev, #18 John Spetz, #16 Jake Flynn, #20 Chase Bradley, #22 Hudson Schandor, #11 Jake Richard.	00:00			Starting lineups <b>BC</b> : #1 Jacob Fowler, #19 Cutter Gauthier, #6 Will Smith, #9 Ryan Leonard, #2 Eamon Powell, #5 Drew Fortescue.
Start of 1st period.	00:00			Start of 1st period.
Faceoff #22 Hudson Schandor vs #6 Will Smith won by <b>UCH</b> .	00:00			
Shot by <b>UCH</b> #11 Jake Richard, saved by #1 Jacob Fowler.	00:17			
Shot by <b>UCH</b> #20 Chase Bradley, saved by #1 Jacob Fowler.	00:36			
	02:18			Shot by <b>BC</b> #25 Jamie Armstrong, saved by #30 Arsenii Sergeev.
	02:19	0 - 1	5 - 5	GOAL by <b>BC</b> #15 Jacob Bengtsson, Assist by #12 Mike Posma and #25 Jamie Armstrong, On ice for <b>BC</b> : #1 Jacob Fowler, #15 Jacob Bengtsson, #25 Jamie Armstrong, #12 Mike Posma, #11 Colby Ambrosio, #8 Lukas Gustafsson. On ice for <b>UCH</b> : #30 Arsenii Sergeev, #2 Jack Pascucci, #21 Nick Capone, #12 Oliver Flynn, #10 Tristan Fraser, #18 John Spetz.
Faceoff #22 Hudson Schandor vs #6 Will Smith won by <b>UCH</b> .	02:19			
	02:49			Faceoff #22 Hudson Schandor vs #24 Andre Gasseau won by <b>BC</b>
	03:25			Shot by <b>BC</b> #13 Jack Malone, saved by #30 Arsenii Sergeev.
	03:26	0 - 2	5 - 5	GOAL by <b>BC</b> #13 Jack Malone, Assist by #24 Andre Gasseau and #8 Lukas Gustafsson, On ice for <b>BC</b> : #1 Jacob Fowler, #13 Jack Malone, #24 Andre Gasseau, #21 Oskar Jellvik, #4 Charlie Leddy, #7 Aidan Hreschuk. On ice for <b>UCH</b> : #30 Arsenii Sergeev, #27 Harrison Rees, #17 Jake Percival, #6 Andrew Lucas, #11 Jake Richard, #23 Tabor Heaslip.
	03:26			Faceoff #23 Tabor Heaslip vs #27 Connor Joyce won by <b>BC</b>
Shot by <b>UCH</b> #17 Jake Percival OFF TARGET.	03:43			
Shot by <b>UCH</b> #23 Tabor Heaslip, saved by #1 Jacob Fowler.	04:02			
Faceoff #13 Samu Salminen vs #12 Mike Posma won by <b>UCH</b> .	04:02			
Shot by <b>UCH</b> #2 Jack Pascucci BLOCKED by #12 Mike Posma.	04:10			
	04:44			Shot by <b>BC</b> #12 Mike Posma, saved by #30 Arsenii Sergeev.
Shot by <b>UCH</b> #23 Tabor Heaslip, saved by #1 Jacob Fowler.	04:59			
Shot by <b>UCH</b> #16 Jake Flynn, saved by #1 Jacob Fowler.	05:02			
Shot by <b>UCH</b> #23 Tabor Heaslip, saved by #1 Jacob Fowler.	05:02			
Faceoff #10 Tristan Fraser vs #6 Will Smith won by <b>UCH</b> .	05:02			
Shot by <b>UCH</b> #18 John Spetz OFF TARGET.	05:07			
Shot by <b>UCH</b> #21 Nick Capone OFF TARGET.	05:15			
	05:35			Shot by <b>BC</b> #6 Will Smith OFF TARGET.
Media Timeout.	06:23			Media Timeout.
	06:23			Faceoff #23 Tabor Heaslip vs #12 Mike Posma won by <b>BC</b>
	06:28			Shot by <b>BC</b> #15 Jacob Bengtsson, saved by #30 Arsenii Sergeev.



## 2023-24 Men's Ice Hockey Play By Play Report

Mar 16, 2024, Start time: 07:30 PM, Kelley Rink, Boston, Massachusetts  
Attendance: 6705

Game duration: 2:33

Action	Time	Score	On Ice	Action
	06:49			Shot by <b>BC</b> #12 Mike Pasma, saved by #30 Arsenii Sergeev.
	08:00	0 - 3	5 - 5	GOAL by <b>BC</b> #5 Drew Fortescue, Assist by #21 Oskar Jellvik and #13 Jack Malone, On ice for <b>BC</b> : #1 Jacob Fowler, #5 Drew Fortescue, #21 Oskar Jellvik, #24 Andre Gasseau, #12 Mike Pasma, #13 Jack Malone. On ice for <b>UCH</b> : #30 Arsenii Sergeev, #71 Matthew Wood, #13 Samu Salminen, #15 Tom Messineo, #9 Ryan Tattle, #2 Jack Pascucci.
Faceoff #22 Hudson Schandor vs #6 Will Smith won by <b>UCH</b> .	08:00			
Shot by <b>UCH</b> #16 Jake Flynn, saved by #1 Jacob Fowler.	08:25			
Shot by <b>UCH</b> #20 Chase Bradley BLOCKED by #17 Aram Minnetian.	08:28			
GOAL by <b>UCH</b> #18 John Spetz, Assist by #22 Hudson Schandor, On ice for <b>UCH</b> : #30 Arsenii Sergeev, #18 John Spetz, #22 Hudson Schandor, #11 Jake Richard, #20 Chase Bradley, #6 Andrew Lucas. On ice for <b>BC</b> : #1 Jacob Fowler, #19 Cutter Gauthier, #7 Aidan Hreschuk, #6 Will Smith, #17 Aram Minnetian, #9 Ryan Leonard.	08:41	1 - 3	5 - 5	
	08:41			Faceoff #10 Tristan Fraser vs #27 Connor Joyce won by <b>BC</b> .
	09:08			Faceoff #23 Tabor Heaslip vs #12 Mike Pasma won by <b>BC</b> .
	09:28			Faceoff #23 Tabor Heaslip vs #13 Jack Malone won by <b>BC</b> .
	10:15			Shot by <b>BC</b> #2 Eamon Powell, saved by #30 Arsenii Sergeev.
Shot by <b>UCH</b> #13 Samu Salminen, saved by #1 Jacob Fowler.	10:24			
Media Timeout.	10:24			Media Timeout.
	10:24			Faceoff #13 Samu Salminen vs #12 Mike Pasma won by <b>BC</b> .
Shot by <b>UCH</b> #13 Samu Salminen BLOCKED by #17 Aram Minnetian.	10:43			
	10:50			Faceoff #13 Samu Salminen vs #6 Will Smith won by <b>BC</b> .
	10:51			Shot by <b>BC</b> #19 Cutter Gauthier, saved by #30 Arsenii Sergeev.
Faceoff #22 Hudson Schandor vs #6 Will Smith won by <b>UCH</b> .	10:52			
Shot by <b>UCH</b> #20 Chase Bradley, saved by #1 Jacob Fowler.	11:06			
	11:06			Faceoff #22 Hudson Schandor vs #12 Mike Pasma won by <b>BC</b> .
	12:18			Faceoff #23 Tabor Heaslip vs #13 Jack Malone won by <b>BC</b> .
Shot by <b>UCH</b> #6 Andrew Lucas, saved by #1 Jacob Fowler.	13:24			
Shot by <b>UCH</b> #17 Jake Percival, saved by #1 Jacob Fowler.	13:30			
	13:30			Faceoff #22 Hudson Schandor vs #6 Will Smith won by <b>BC</b> .
	13:44			Shot by <b>BC</b> #6 Will Smith, saved by #30 Arsenii Sergeev.
	13:45			Penalty on #9 Ryan Leonard <b>BC</b> 2 minutes for <b>ROUGHING</b> .
	13:45			Faceoff #22 Hudson Schandor vs #13 Jack Malone won by <b>BC</b> .
<b>UCH</b> start of power play.	13:45			
Shot by <b>UCH</b> #71 Matthew Wood BLOCKED by #2 Eamon Powell.	14:21			
Shot by <b>UCH</b> #6 Andrew Lucas OFF TARGET.	14:29			
Shot by <b>UCH</b> #11 Jake Richard OFF TARGET.	14:59			
Faceoff #13 Samu Salminen vs #6 Will Smith won by <b>UCH</b> .	15:00			
	15:03			Faceoff #13 Samu Salminen vs #6 Will Smith won by <b>BC</b> .
	15:45			<b>BC</b> #9 Ryan Leonard penalty complete.
<b>UCH</b> end of power play.	15:45			
Shot by <b>UCH</b> #20 Chase Bradley, saved by #1 Jacob Fowler.	15:48			
Shot by <b>UCH</b> #13 Samu Salminen, saved by #1 Jacob Fowler.	17:17			
Shot by <b>UCH</b> #20 Chase Bradley, saved by #1 Jacob Fowler.	18:17			
	18:17			Faceoff #10 Tristan Fraser vs #11 Colby Ambrosio won by <b>BC</b> .
Shot by <b>UCH</b> #17 Jake Percival ON PIPE.	18:23			



## 2023-24 Men's Ice Hockey Play By Play Report

Mar 16, 2024, Start time: 07:30 PM, Kelley Rink, Boston, Massachusetts  
Attendance: 6705

Game duration: 2:33

Action	Time	Score	On Ice	Action
Penalty on #71 Matthew Wood <b>UCH</b> 2 minutes for <b>HIGH STICKING</b> .	19:55.8			
	19:55.8			<b>BC</b> start of power play.
	19:55.8			Faceoff #22 Hudson Schandor vs #19 Cutter Gauthier won by <b>BC</b> .
	19:59.0			Shot by <b>BC</b> #21 Oskar Jellvik, saved by #30 Arsenii Sergeev.
End of 1st period.	20:00.0			End of 1st period.



## 2023-24 Men's Ice Hockey Play By Play Report

Mar 16, 2024, Start time: 07:30 PM, Kelley Rink, Boston, Massachusetts  
Attendance: 6705

Game duration: 2:33

### Start of 2nd period

Huskies, UConn				Eagles
Action	Time	Score	On Ice	Action
Start of 2nd period.	00:00			Start of 2nd period.
	00:00			Faceoff #22 Hudson Schandor vs #19 Cutter Gauthier won by <b>BC</b>
Shot by <b>UCH</b> #20 Chase Bradley OFF TARGET.	00:20			
Shot by <b>UCH</b> #23 Tabor Heaslip OFF TARGET.	00:44			
	00:53			Shot by <b>BC</b> #19 Cutter Gauthier BLOCKED by #15 Tom Messineo.
	01:19			Shot by <b>BC</b> #9 Ryan Leonard BLOCKED by #15 Tom Messineo.
	01:20			Shot by <b>BC</b> #9 Ryan Leonard, saved by #30 Arsenii Sergeev.
<b>UCH</b> #71 Matthew Wood penalty complete.	01:56			
	01:56			<b>BC</b> end of power play.
	01:58			Shot by <b>BC</b> #8 Lukas Gustafsson, saved by #30 Arsenii Sergeev.
Faceoff #22 Hudson Schandor vs #27 Connor Joyce won by <b>UCH</b> .	02:01			
	03:22			Shot by <b>BC</b> #19 Cutter Gauthier OFF TARGET.
	03:37			Faceoff #23 Tabor Heaslip vs #6 Will Smith won by <b>BC</b> .
Shot by <b>UCH</b> #16 Jake Flynn OFF TARGET.	04:03			
Shot by <b>UCH</b> #15 Tom Messineo BLOCKED by #15 Jacob Bengtsson.	04:09			
Shot by <b>UCH</b> #8 Joey Muldowney, saved by #1 Jacob Fowler.	04:14			
Shot by <b>UCH</b> #8 Joey Muldowney BLOCKED by #8 Lukas Gustafsson.	04:32			
Shot by <b>UCH</b> #11 Jake Richard, saved by #1 Jacob Fowler.	05:00			
	05:00			Faceoff #22 Hudson Schandor vs #24 Andre Gasseau won by <b>BC</b>
	05:40			Faceoff #10 Tristan Fraser vs #27 Connor Joyce won by <b>BC</b> .
	06:55			Shot by <b>BC</b> #25 Jamie Armstrong OFF TARGET.
Media Timeout.	06:55			Media Timeout.
Faceoff #13 Samu Salminen vs #6 Will Smith won by <b>UCH</b> .	06:55			
	07:31			Shot by <b>BC</b> #9 Ryan Leonard, saved by #30 Arsenii Sergeev.
Faceoff #23 Tabor Heaslip vs #11 Colby Ambrosio won by <b>UCH</b> .	07:31			
Shot by <b>UCH</b> #27 Harrison Rees OFF TARGET.	07:51			
Faceoff #22 Hudson Schandor vs #24 Andre Gasseau won by <b>UCH</b> .	08:04			
Shot by <b>UCH</b> #8 Joey Muldowney BLOCKED by #2 Eamon Powell.	08:52			
	09:06			Shot by <b>BC</b> #21 Oskar Jellvik, saved by #30 Arsenii Sergeev.
	09:45			Faceoff #10 Tristan Fraser vs #19 Cutter Gauthier won by <b>BC</b> .
	10:09			Faceoff #22 Hudson Schandor vs #6 Will Smith won by <b>BC</b> .
Shot by <b>UCH</b> #27 Harrison Rees OFF TARGET.	10:57			
	11:37			Shot by <b>BC</b> #5 Drew Fortescue OFF TARGET.
	12:00			Shot by <b>BC</b> #2 Eamon Powell, saved by #30 Arsenii Sergeev.
Media Timeout.	12:01			Media Timeout.
Faceoff #23 Tabor Heaslip vs #13 Jack Malone won by <b>UCH</b> .	12:01			
Shot by <b>UCH</b> #20 Chase Bradley, saved by #1 Jacob Fowler.	13:41			
Shot by <b>UCH</b> #6 Andrew Lucas BLOCKED by #4 Charlie Leddy.	13:47			
	14:00			Shot by <b>BC</b> #9 Ryan Leonard, saved by #30 Arsenii Sergeev.
	14:05			Shot by <b>BC</b> #9 Ryan Leonard, saved by #30 Arsenii Sergeev.



## 2023-24 Men's Ice Hockey Play By Play Report

Mar 16, 2024, Start time: 07:30 PM, Kelley Rink, Boston, Massachusetts  
Attendance: 6705

Game duration: 2:33

Action	Time	Score	On Ice	Action
Faceoff #13 Samu Salminen vs #12 Mike Pasma won by <b>UCH</b> .	14:09			
	14:27			Shot by <b>BC</b> #5 Drew Fortescue, saved by #30 Arsenii Sergeev.
Media Timeout.	14:27			Media Timeout.
Faceoff #22 Hudson Schandor vs #12 Mike Pasma won by <b>UCH</b> .	14:27			
Shot by <b>UCH</b> #27 Harrison Rees, saved by #1 Jacob Fowler.	14:59			
Shot by <b>UCH</b> #8 Joey Muldowney OFF TARGET.	16:02			
Shot by <b>UCH</b> #18 John Spetz, saved by #1 Jacob Fowler.	16:09			
Shot by <b>UCH</b> #18 John Spetz, saved by #1 Jacob Fowler.	16:16			
	16:35			Shot by <b>BC</b> #15 Jacob Bengtsson, saved by #30 Arsenii Sergeev.
Faceoff #13 Samu Salminen vs #24 Andre Gasseau won by <b>UCH</b> .	16:35			
Shot by <b>UCH</b> #22 Hudson Schandor OFF TARGET.	17:28			
Shot by <b>UCH</b> #20 Chase Bradley, saved by #1 Jacob Fowler.	17:32			
	17:33			Faceoff #22 Hudson Schandor vs #6 Will Smith won by <b>BC</b> .
	19:21.9			Shot by <b>BC</b> #12 Mike Pasma, saved by #30 Arsenii Sergeev.
Penalty on <b>UCH</b> 2 minutes for <b>TOO MANY PLAYERS ON ICE</b> , served by #71 Matthew Wood.	19:37.8			
	19:37.8			<b>BC</b> start of power play.
	19:37.8			Faceoff #22 Hudson Schandor vs #19 Cutter Gauthier won by <b>BC</b> .
	19:47.9	1 - 4	4 - 5	GOAL by <b>BC</b> #9 Ryan Leonard, Assist by #2 Eamon Powell and #6 Will Smith, On ice for <b>BC</b> : #1 Jacob Fowler, #9 Ryan Leonard, #2 Eamon Powell, #6 Will Smith, #21 Oskar Jellvik, #19 Cutter Gauthier. On ice for <b>UCH</b> : #30 Arsenii Sergeev, #22 Hudson Schandor, #27 Harrison Rees, #20 Chase Bradley, #15 Tom Messineo.
<b>UCH</b> #71 Matthew Wood penalty complete.	19:47.9			
	19:47.9			<b>BC</b> end of power play.
Faceoff #23 Tabor Heaslip vs #13 Jack Malone won by <b>UCH</b> .	19:47.9			
	19:57.2			Faceoff #23 Tabor Heaslip vs #13 Jack Malone won by <b>BC</b> .
End of 2nd period.	20:00.0			End of 2nd period.



## 2023-24 Men's Ice Hockey Play By Play Report

Mar 16, 2024, Start time: 07:30 PM, Kelley Rink, Boston, Massachusetts  
Attendance: 6705

Game duration: 2:33

### Start of 3rd period

Huskies, UConn				Eagles
Action	Time	Score	On Ice	Action
Start of 3rd period.	00:00			Start of 3rd period.
Faceoff #22 Hudson Schandor vs #6 Will Smith won by <b>UCH</b> .	00:00			
GOAL by <b>UCH</b> #11 Jake Richard, Assist by #22 Hudson Schandor and #18 John Spetz, On ice for <b>UCH</b> : #30 Arsenii Sergeev, #11 Jake Richard, #22 Hudson Schandor, #20 Chase Bradley, #18 John Spetz, #16 Jake Flynn. On ice for <b>BC</b> : #1 Jacob Fowler, #6 Will Smith, #9 Ryan Leonard, #5 Drew Fortescue, #2 Eamon Powell, #19 Cutter Gauthier.	00:11	2 - 4	5 - 5	
	00:11			Faceoff #23 Tabor Heaslip vs #13 Jack Malone won by <b>BC</b> .
GOAL by <b>UCH</b> #71 Matthew Wood, Assist by #13 Samu Salminen and #27 Harrison Rees, On ice for <b>UCH</b> : #30 Arsenii Sergeev, #71 Matthew Wood, #13 Samu Salminen, #6 Andrew Lucas, #17 Jake Percival, #27 Harrison Rees. On ice for <b>BC</b> : #1 Jacob Fowler, #11 Colby Ambrosio, #25 Jamie Armstrong, #7 Aidan Hreschuk, #17 Aram Minnetian, #13 Jack Malone.	01:05	3 - 4	5 - 5	
	01:05			Timeout requested by <b>BC</b> .
	01:05			Faceoff #21 Nick Capone vs #12 Mike Pasma won by <b>BC</b> .
	01:36			Shot by <b>BC</b> #15 Jacob Bengtsson, saved by #30 Arsenii Sergeev.
Faceoff #22 Hudson Schandor vs #13 Jack Malone won by <b>UCH</b> .	01:36			
Shot by <b>UCH</b> #22 Hudson Schandor, saved by #1 Jacob Fowler.	02:09			
Shot by <b>UCH</b> #10 Tristan Fraser OFF TARGET.	03:25			
Shot by <b>UCH</b> #71 Matthew Wood, saved by #1 Jacob Fowler.	03:41			
Shot by <b>UCH</b> #13 Samu Salminen OFF TARGET.	03:55			
Shot by <b>UCH</b> #20 Chase Bradley, saved by #1 Jacob Fowler.	04:21			
	04:22			Faceoff #22 Hudson Schandor vs #12 Mike Pasma won by <b>BC</b> .
	04:30			Faceoff #22 Hudson Schandor vs #11 Colby Ambrosio won by <b>BC</b> .
Shot by <b>UCH</b> #20 Chase Bradley, saved by #1 Jacob Fowler.	05:04			
	05:04			Penalty on #25 Jamie Armstrong <b>BC</b> 2 minutes for <b>TRIPPING</b> .
	05:04			Faceoff #22 Hudson Schandor vs #13 Jack Malone won by <b>BC</b> .
<b>UCH</b> start of power play.	05:04			
GOAL by <b>UCH</b> #71 Matthew Wood, On ice for <b>UCH</b> : #30 Arsenii Sergeev, #71 Matthew Wood, #22 Hudson Schandor, #11 Jake Richard, #9 Ryan Tattle, #6 Andrew Lucas. On ice for <b>BC</b> : #1 Jacob Fowler, #21 Oskar Jellvik, #7 Aidan Hreschuk, #13 Jack Malone, #17 Aram Minnetian.	05:35	4 - 4	5 - 4	
	05:35			<b>BC</b> #25 Jamie Armstrong penalty complete.
<b>UCH</b> end of power play.	05:35			
	05:35			Faceoff #21 Nick Capone vs #6 Will Smith won by <b>BC</b> .
	05:50			Faceoff #23 Tabor Heaslip vs #6 Will Smith won by <b>BC</b> .
	05:59			Faceoff #22 Hudson Schandor vs #6 Will Smith won by <b>BC</b> .
Faceoff #13 Samu Salminen vs #6 Will Smith won by <b>UCH</b> .	06:26			
Shot by <b>UCH</b> #71 Matthew Wood, saved by #1 Jacob Fowler.	06:29			
Media Timeout.	06:29			Media Timeout.
	06:29			Faceoff #13 Samu Salminen vs #13 Jack Malone won by <b>BC</b> .
Shot by <b>UCH</b> #71 Matthew Wood, saved by #1 Jacob Fowler.	06:59			
	08:33			Shot by <b>BC</b> #21 Oskar Jellvik, saved by #30 Arsenii Sergeev.





## 2023-24 Men's Ice Hockey Play By Play Report

Mar 16, 2024, Start time: 07:30 PM, Kelley Rink, Boston, Massachusetts  
Attendance: 6705

Game duration: 2:33

Action	Time	Score	On Ice	Action
Faceoff #22 Hudson Schandor vs #6 Will Smith won by <b>UCH</b> .	08:33			
	09:05			Faceoff #23 Tabor Heaslip vs #19 Cutter Gauthier won by <b>BC</b> .
	09:25	4 - 5	5 - 5	GOAL by <b>BC</b> #13 Jack Malone, Assist by #24 Andre Gasseau and #15 Jacob Bengtsson, On ice for <b>BC</b> : #1 Jacob Fowler, #15 Jacob Bengtsson, #19 Cutter Gauthier, #13 Jack Malone, #24 Andre Gasseau, #8 Lukas Gustafsson. On ice for <b>UCH</b> : #30 Arsenii Sergeev, #21 Nick Capone, #17 Jake Percival, #15 Tom Messineo, #27 Harrison Rees, #23 Tabor Heaslip.
	09:25			Faceoff #10 Tristan Fraser vs #12 Mike Pasma won by <b>BC</b> .
Shot by <b>UCH</b> #9 Ryan Tattle, saved by #1 Jacob Fowler.	10:01			
Shot by <b>UCH</b> #18 John Spetz, saved by #1 Jacob Fowler.	10:07			
	10:16			Faceoff #13 Samu Salminen vs #12 Mike Pasma won by <b>BC</b> .
Shot by <b>UCH</b> #20 Chase Bradley BLOCKED by #24 Andre Gasseau.	11:31			
	12:09			Shot by <b>BC</b> #24 Andre Gasseau, saved by #30 Arsenii Sergeev.
	12:14			Shot by <b>BC</b> #5 Drew Fortescue, saved by #30 Arsenii Sergeev.
Media Timeout.	12:14			Media Timeout.
Faceoff #13 Samu Salminen vs #12 Mike Pasma won by <b>UCH</b> .	12:14			
	12:45			Shot by <b>BC</b> #11 Colby Ambrosio OFF TARGET.
	12:54			Shot by <b>BC</b> #2 Eamon Powell, saved by #30 Arsenii Sergeev.
	12:55			EMPTY NET for <b>BC</b> .
	13:05			Shot by <b>BC</b> #12 Mike Pasma, saved by #30 Arsenii Sergeev.
	13:06			Goalie #1 Jacob Fowler in for <b>BC</b> .
Penalty on #13 Samu Salminen <b>UCH</b> 2 minutes for <b>TRIPPING</b> .	13:06			
	13:06			Faceoff #22 Hudson Schandor vs #19 Cutter Gauthier won by <b>BC</b> .
	13:06			<b>BC</b> start of power play.
Penalty on #16 Jake Flynn <b>UCH</b> 2 minutes for <b>SLASHING</b> .	13:11			
	13:11			<b>BC</b> start of power play.
	13:11			Faceoff #22 Hudson Schandor vs #19 Cutter Gauthier won by <b>BC</b> .
	14:16			Shot by <b>BC</b> #19 Cutter Gauthier, saved by #30 Arsenii Sergeev.
	14:16			Faceoff #23 Tabor Heaslip vs #6 Will Smith won by <b>BC</b> .
	14:35			Shot by <b>BC</b> #9 Ryan Leonard, saved by #30 Arsenii Sergeev.
	14:41			Shot by <b>BC</b> #19 Cutter Gauthier BLOCKED by #27 Harrison Rees.
	14:41			Faceoff #22 Hudson Schandor vs #12 Mike Pasma won by <b>BC</b> .
	14:53			Shot by <b>BC</b> #24 Andre Gasseau OFF TARGET.
	15:04			Shot by <b>BC</b> #8 Lukas Gustafsson OFF TARGET.
<b>UCH</b> #13 Samu Salminen penalty complete.	15:06			
	15:06			<b>BC</b> end of power play.
<b>UCH</b> #16 Jake Flynn penalty complete.	15:11			
	15:11			<b>BC</b> end of power play.
	15:25			Shot by <b>BC</b> #8 Lukas Gustafsson BLOCKED by #27 Harrison Rees.
Media Timeout.	15:47			Media Timeout.
Faceoff #22 Hudson Schandor vs #6 Will Smith won by <b>UCH</b> .	15:47			
Faceoff #22 Hudson Schandor vs #6 Will Smith won by <b>UCH</b> .	15:53			
	16:27			Shot by <b>BC</b> #13 Jack Malone, saved by #30 Arsenii Sergeev.
Faceoff #13 Samu Salminen vs #13 Jack Malone won by <b>UCH</b> .	16:28			



## 2023-24 Men's Ice Hockey Play By Play Report

Mar 16, 2024, Start time: 07:30 PM, Kelley Rink, Boston, Massachusetts  
Attendance: 6705

Game duration: 2:33

Action	Time	Score	On Ice	Action
	17:35			Faceoff #10 Tristan Fraser vs #12 Mike Posma won by <b>BC</b> .
	17:40			Faceoff #9 Ryan Tattle vs #11 Colby Ambrosio won by <b>BC</b> .
	17:41			Faceoff #9 Ryan Tattle vs #11 Colby Ambrosio won by <b>BC</b> .
EMPTY NET for <b>UCH</b> .	18:11			
Timeout requested by <b>UCH</b> .	18:16			
	18:16			Faceoff #22 Hudson Schandor vs #12 Mike Posma won by <b>BC</b> .
	18:32			Penalty on #25 Jamie Armstrong <b>BC</b> 2 minutes for <b>HOOING</b> .
<b>UCH</b> start of power play.	18:32			
Faceoff #22 Hudson Schandor vs #13 Jack Malone won by <b>UCH</b> .	18:32			
Shot by <b>UCH</b> #6 Andrew Lucas BLOCKED by #17 Aram Minnetian.	18:46			
Shot by <b>UCH</b> #11 Jake Richard BLOCKED by #13 Jack Malone.	19:06.5			
Shot by <b>UCH</b> #8 Joey Muldowney, saved by #1 Jacob Fowler.	19:23.1			
	19:23.1			Faceoff #22 Hudson Schandor vs #19 Cutter Gauthier won by <b>BC</b> .
Shot by <b>UCH</b> #71 Matthew Wood BLOCKED by #15 Jacob Bengtsson.	19:59.5			
End of 3rd period.	20:00.0			End of 3rd period.
	20:00.0			<b>BC</b> #25 Jamie Armstrong penalty complete.
<b>UCH</b> end of power play.	20:00.0			



## 2023-24 Men's Ice Hockey Shot Chart Report

Mar 16, 2024, Start time: 07:30 PM, Kelley Rink, Boston, Massachusetts  
Attendance: 6705

Game duration: 2:33

**UCONN**

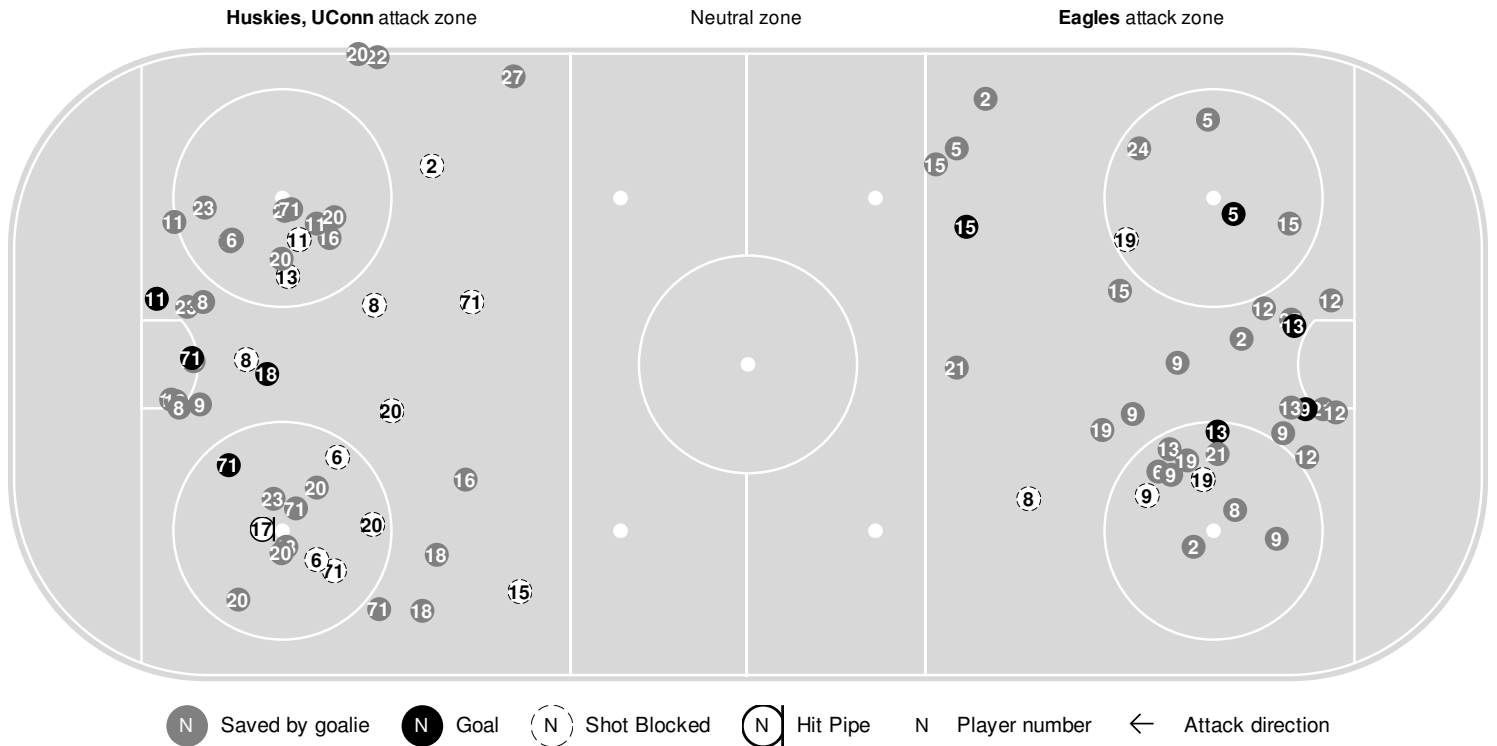
**4 - 5**

**BOSTON COLLEGE**

### Scoring by period

Team	1	2	3
UConn	1	0	3
Boston College	3	1	1

### Shot chart



N Saved by goalie  
 N Goal  
 N Shot Blocked  
 N Hit Pipe  
 N Player number  
 ← Attack direction

### Shot summary

#### Huskies, UConn

	1	2	3	Tot
Total shots attempted	25	18	18	61
Blocked by defense	4	4	4	12
Shots Off Target	5	7	2	14
Pipes	1	0	0	1
Total shots on-target	15	7	12	34
Shots saved by goalie <b>Arsenii Sergeev</b>	9	10	9	28
<b>Goals scored:</b>				<b>4</b>

#### Eagles

	1	2	3	Tot
Total shots attempted	13	16	15	44
Blocked by defense	0	2	2	4
Shots Off Target	1	3	3	7
Pipes	0	0	0	0
Total shots on-target	12	11	10	33
Shots saved by goalie <b>Jacob Fowler</b>	14	7	9	30
<b>Goals scored:</b>				<b>5</b>



# 2023-24 Men's Ice Hockey Shot Chart (Advanced) Report

Mar 16, 2024, Start time: 07:30 PM, Kelley Rink, Boston, Massachusetts  
Attendance: 6705

Game duration: 2:33

**UCONN**

**4 - 5**

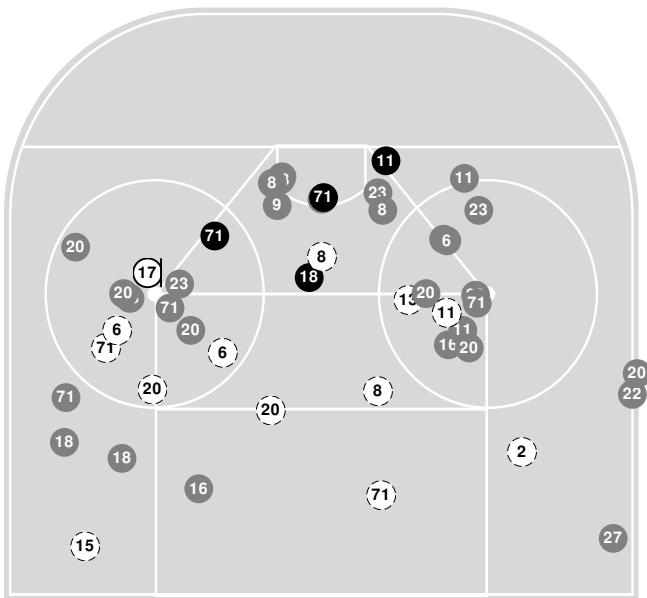
**BOSTON COLLEGE**

## Scoring by period

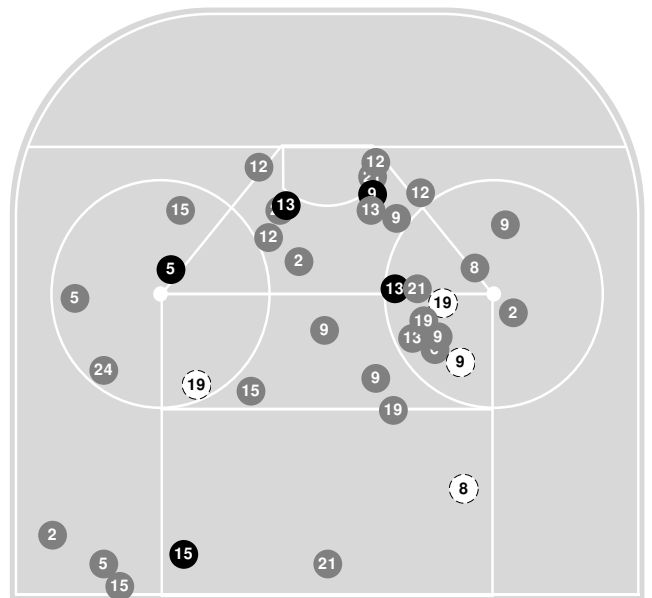
Team	1	2	3
UConn	1	0	3
Boston College	3	1	1

## Shot chart

Huskies, UConn Attack zone



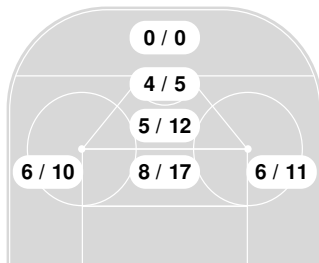
Eagles Attack zone



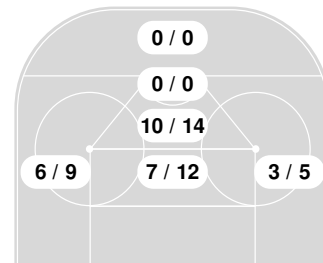
N Saved by goalie  
 N Goal  
 N Shot On-target  
 / Shot Blocked  
 | Hit Pipe  
 N Player number

## Shot statistics

Huskies, UConn Attack zone



Eagles Attack zone



## Shot summary

Huskies, UConn

Eagles



## 2023-24 Men's Ice Hockey Shot Chart (Advanced) Report

Mar 16, 2024, Start time: 07:30 PM, Kelley Rink, Boston, Massachusetts  
Attendance: 6705

Game duration: 2:33

	1	2	3	Tot
Total shots attempted	25	18	18	61
Blocked by defense	4	4	4	12
Shots Off Target	5	7	2	14
Pipes	1	0	0	1
Total shots on-target	15	7	12	34
Shots saved by goalie <b>Arsenii Sergeev</b>	9	10	9	28
<b>Goals scored:</b>				<b>4</b>

	1	2	3	Tot
Total shots attempted	13	16	15	44
Blocked by defense	0	2	2	4
Shots Off Target	1	3	3	7
Pipes	0	0	0	0
Total shots on-target	12	11	10	33
Shots saved by goalie <b>Jacob Fowler</b>	14	7	9	30
<b>Goals scored:</b>				<b>5</b>



## 2023-24 Men's Ice Hockey Lineup Report

Mar 16, 2024, Start time: 07:30 PM, Kelley Rink, Boston, Massachusetts  
Attendance: 6705

Game duration: 2:33

**UCONN (15-18-2, 9-14-1)**

**VS**

**BOSTON COLLEGE (28-5-1, 20-3-1)**

### Officials

**Referee:** Bobby Esposito  
**Referee:** Peter Schlittenhardt  
**Linesman:** Jeff McCorkle  
**Linesman:** Steven Murray

### Goaltenders

#### Huskies, UConn

#	Player
30	Arsenii <b>Sergeev</b>
1	Ethan <b>Haider</b>
31	Matt <b>Pasquale</b>

#### Eagles

#	Player
1	Jacob <b>Fowler</b>
30	Jan <b>Korec</b>
31	Alex <b>Musielak</b>

### Team Lineups

#### Huskies, UConn

#	Pos	Player	Current season stats
Line #1			
20	LW	Chase Bradley	30 GP (11-11-22)
22	C	Hudson Schandor	33 GP (5-14-19)
11	RW	Jake Richard	35 GP (6-11-17)
27	LD	Harrison Rees	35 GP (3-3-6)
6	RD	Andrew Lucas	35 GP (5-11-16)
Line #2			
9	LW	Ryan Tattle	33 GP (4-8-12)
13	C	Samu Salminen	34 GP (7-9-16)
71	RW	Matthew Wood	34 GP (14-12-26)
18	LD	John Spetz	35 GP (1-3-4)
16	RD	Jake Flynn	32 GP (1-5-6)
Line #3			
17	LW	Jake Percival	35 GP (7-7-14)
23	C	Tabor Heaslip	35 GP (1-7-8)
8	RW	Joey Muldowney	34 GP (5-9-14)
15	LD	Tom Messineo	35 GP (0-11-11)
2	RD	Jack Pascucci	23 GP (0-0-0)
Line #4			
12	LW	Oliver Flynn	22 GP (1-1-2)
10	C	Tristan Fraser	34 GP (7-4-11)
21	RW	Nick Capone	31 GP (4-4-8)
19	XF	Jake Black	24 GP (2-2-4)

#### Eagles

#	Pos	Player	Current season stats
Line #1			
19	LW	Cutter Gauthier	34 GP (32-20-52)
6	C	Will Smith	34 GP (18-39-57)
9	RW	Ryan Leonard	34 GP (25-23-48)
5	LD	Drew Fortescue	33 GP (3-3-6)
2	RD	Eamon Powell	33 GP (5-24-29)
Line #2			
21	LW	Oskar Jellvik	34 GP (12-22-34)
13	C	Jack Malone	34 GP (9-9-18)
24	RW	Andre Gasseau	33 GP (10-14-24)
15	LD	Jacob Bengtsson	33 GP (2-10-12)
8	RD	Lukas Gustafsson	34 GP (3-9-12)
Line #3			
25	LW	Jamie Armstrong	25 GP (5-6-11)
12	C	Mike Posma	34 GP (2-5-7)
11	RW	Colby Ambrosio	33 GP (2-5-7)
7	LD	Aidan Hreschuk	34 GP (2-11-13)
17	RD	Aram Minnetian	33 GP (1-6-7)
Line #4			
23	LW	Will Traeger	8 GP (0-0-0)
27	C	Connor Joyce	28 GP (1-4-5)
14	RW	Gentry Shamburger	25 GP (1-1-2)
4	XD	Charlie Leddy	33 GP (0-7-7)

### Head Coach

**UCH:** Mike Cavanaugh  
**BC :** Greg Brown

### Legend

**D** Defense      **LW** Left Wing      **RW** Right Wing      **C** Center  
**F** Forward      **LD** Left Defense      **RD** Right Defense

