



www.HockeyEastOnline.com

WOMEN'S WEEKLY RELEASE

Pete Souris
Director of Public Relations
Hockey East Association
 591 North Ave – #2
 Wakefield, MA 01880
 Office: (781) 245-2122
 Cell: (603) 512-1166
 psouris@HockeyEastOnline.com

FOR IMMEDIATE RELEASE: MONDAY, JANUARY 25, 2010

WEEKLY RELEASE #16

PROVIDENCE SWEEPS BOSTON COLLEGE; NORTHEASTERN WINS THREE ~UConn takes two from Maine; BU, Vermont split series in Burlington~

WAKEFIELD, Mass. – Five teams celebrated the 4th annual “Skating Strides for Breast Cancer” games this weekend. Providence moved back into first place with two wins vs. Boston College, while extending their unbeaten streak to ten games. UConn and Northeastern swept their weekend series and defeated No. 4 UNH in a shootout, while Vermont and BU split a pair of games.

The Friars swept their home and home series against Boston College beginning on Saturday with a 2-1 overtime victory at Schneider Arena. In Sunday's matinee at Conte Forum, the Friars returned to domination sweeping the series with a 6-3 decision. Genevieve Lacasse (Scarborough, Ont) combined for 53 saves as the Friars reclaimed first place in the standings. Allie Thunstrom (Maplewood, Minn.) led BC with a four-point weekend (2g,2a).

The Terriers started the week with a 3-1 victory over Boston College on Tuesday evening at Walter Brown Arena. Melissa Haber (Toronto, Ont.) led BU with 21 saves in net. On Friday, BU traveled to Vermont for a pair of games in Burlington. The Catamounts won on Friday with an exciting 2-1 overtime victory. With just 42 seconds into overtime, Peggy Wakeham (Bay Roberts, Nfld.) scored the power-play game-winning goal. BU rebounded on Saturday with a 3-2 decision to split the series.

No. 4 UNH played their only game of the week with a 2-2 tie against Northeastern on Wednesday. After a scoreless overtime the game moved to a shootout where Northeastern's freshman Rachel Llanes (San Jose, Calif.) potted the game-winner in round four. UNH outshot the Huskies 30-23 but Northeastern earned the extra point in the standings, marking their first points vs. the Wildcats since the league was formed in the fall of 2002.

In the first of two games UConn skated past Maine with a 4-1 victory on Friday night at Mark Edward Freitas Ice Forum. The Huskies jumped to an early 2-0 lead in the first period. Although the Black Bears were able to cut the lead to one at the start of the second period, it was not enough to stop the Huskies. Kelly Horan (Methuen, Mass.) added two goals in the win. On Saturday the Huskies earned a victory again with a 2-1 win. Maine's Brittany Ott (St. Clair Shores, Mich.) made 35 stops for the Black Bears in the losing effort.

No. 7 Northeastern returned to action on a road trip with a two game sweep over Niagara. On Saturday the Huskies skated to a 2-1 win followed by a decisive 6-2 victory on Sunday. With the win Northeastern moves to 8-1-0 against non-conference opponents.

2009-2010 WHEA STANDINGS

Rk.	Team	GP	W	L	T	SOW	Pts	Overall	Conf.	Off.	Conf.	Def.
1.	Providence	15	8	3	4	2	22	12-7-8	2.87	(43)	2.00	(30)
2.	Northeastern	15	8	4	3	2	21	16-5-3	2.47	(37)	1.73	(26)
3.	Connecticut	13	6	3	4	1	17	15-6-5	2.38	(31)	1.69	(22)
	Boston University	13	6	5	3	2	17	10-7-8	2.71	(38)	2.21	(31)
5.	New Hampshire	12	7	3	2	0	16	13-4-5	3.08	(37)	2.08	(25)
	Boston College	16	4	8	4	4	16	5-12-9	1.88	(30)	2.69	(43)
7.	Maine	14	3	8	3	1	10	6-13-5	1.21	(17)	2.64	(37)
8.	Vermont	13	2	10	1	0	5	7-17-1	1.15	(15)	2.62	(34)

Conference games tied after 65 minutes advance to a three-player shootout with the winning team receiving an extra point in the standings (denoted in the SOW column).

RECENT RESULTS
Tuesday, January 19
 at Boston University 3, Boston College 1 *

Wednesday, January 20
 No. 7 Northeastern 1 at No. 4 New Hampshire 1 OT*
 (NU wins shootout, 1-0)

Friday, January 22
 at Vermont 2, Boston University 1 OT *
 at No. 8 Connecticut 4, Maine 1 *

Saturday, January 23
 Boston University 3 at Vermont 2 *
 at No. 8 Connecticut 2, Maine 1 *
 at No. 9 Providence 2, Boston College 1 OT *
 Northeastern 2 at Niagara 1

Sunday, January 24
 No. 9 Providence 6 at Boston College 3 *
 No. 7 Northeastern 6 at Niagara 2

UPCOMING GAMES
Tuesday, January 26
 Boston University at Northeastern * (7pm)


Wednesday, January 27
 Boston College at Dartmouth (7pm)

Friday, January 29
 Connecticut at Boston University * (7pm)
 New Hampshire at Maine * (7pm)
 Vermont at Providence * (7pm)

Saturday, January 30
 New Hampshire at Maine * (7pm)
 Vermont at Connecticut * (2pm)
 Providence at Harvard (4pm)

Tuesday, February 2
 32nd annual Beanpot Tournament at Harvard
 Boston University vs. Northeastern (5pm)
 Boston College vs. Harvard (8pm)

All game times are EST
 * denotes league games




**PURE HOCKEY
 PLAYER OF THE WEEK**

ALYSE RUFF
PROVIDENCE COLLEGE

Junior Forward; Tualatin, Ore.

Ruff notched a goal and two assists in PC's 6-3 victory over Boston College on Sunday. Ruff finished the weekend with a +3 rating and nine shots on goal.




**BAUER
 ROOKIE OF THE WEEK**

KELLY HORAN
CONNECTICUT

Freshman Forward; Methuen, Mass.

Horan scored a pair of goals in Friday night's 4-1 victory over Maine at Freitas Ice Forum.



**DEFENSIVE PLAYER
 OF THE WEEK**

FLORENCE SCHELLING
NORTHEASTERN

Sophomore Goaltender; Obengstringen, Switz.

Schelling posted two wins last week with at 28-save-effort Wednesday at No. 4 UNH Wednesday and all four shootout attempts and recorded 21 saves Sunday at Niagara.

HOCKEY EAST WEEKLY TOP PERFORMERS

Jennifer Chaisson, UConn (Jr., F, Cumberland, Ont.) Led the Huskies with a one goal and two assist weekend effort over Maine on Friday and Saturday.
Alissa Fromkin, BU (Fr., G, Manhasset, N.Y.) Recorded her first win of her collegiate career, stopping 17 shots in a 3-2 win on the road against Vermont.
Alexandra Garcia, UConn (So., G, Pointe-Claire, Que.) Notched two wins vs. Maine with a .933 save percentage on the weekend (28 saves).
Kristi Kehoe, NU (Jr., F, Bakersfield, Calif.) Kehoe posted four points in three games this week on a goal and three assists.
Laurel Koller, BU (Sr., F, St. Paul, Minn.) Picked up the game-winning goal in a 3-1 win over Boston College and another game-winning tally in a 3-2 win at Vermont.
Genevieve Lacasse, PC (So., G, Scarborough, Ont.) Recorded 53 saves (.930 save%) in two wins this weekend vs. BC.
Kristina Lavoie, UNH (Fr., F, Fonthill, Ont.) Extended her goal-scoring streak to six games with goal vs. NU Wednesday. She recorded a game-high seven shots.
Rachel Llanes, NU (Fr., F, San Jose, Calif.) Scored the only goal in the shootout in the shootout win vs. UNH on Wednesday.
Holly Lorms, BU (Jr., F, Brookfield, Wis.) Sealed a 3-1 win over BC with a goal and netted the first shorthanded goal of the season for BU in a 3-2 win at Vermont.
Jackie Thode, UVM (Sr., F/D, Aurora, Colo.) Scored the first goal in Friday's 2-1 win over Boston U before recording an assist on Saturday.
Allie Thunstrom, BC (Sr., F, Maplewood, Minn.) Led the Eagles in scoring notching five points (3g,2a) in contests with BU and #9 Providence College.
Jessica Vella, PC (Fr., F, Pickering, Ont.) Notched a goal and an assist vs. BC on Sunday. Vella scored the game-winning goal to give Providence the 6-3 victory.
Peggy Wakeham, UVM (Jr., D, Bay Roberts, Nfld.) Scored the game-winning goal on Friday in a 2-1 win over BU. Finished the weekend with a +1 rating.
Emily Walsh, UVM (Fr., F, Suffield Conn.) Scored a goal in UVM's 3-2 loss on Saturday and recorded an assist on the game-winning goal on Friday.

CAREER FIRSTS/MILESTONES/WHO'S HOT?

MICHELLE BINNING, UCONN (OSHAWA, ONT.)

HER SCORING STREAK ENDED WITH A SEVEN-GAME RUN THAT INCLUDED THREE MULTIPLE-POINT GAMES AND THREE GAME-WINNERS

JENNIFER CHAISSON, UCONN (CUMBERLAND, ONT.)

IS ON A SIX-GAME SCORING STREAK, INCLUDING TWO MULTIPLE-POINT GAMES AND A GOAL IN FOUR OF THE LAST FIVE

BRITTANY ESPOSITO, NU (EDMONTON, ALB.)

HAS POINTS IN SIX OF HER LAST EIGHT GAMES (4G,4A) IN THOSE CONTESTS

ANNIE HOGAN, NU (MEDFORD, MASS.)

HAS 10 POINTS (3G, 7A) IN HER LAST SEVEN GAMES FOR THE HUSKIES

KRISTINA LAVOIE, UNH (FONTHILL, ONT.)

HAS A CURRENT SIX-GAME GOAL-SCORING STREAK FOR THE WILDCATS

MICAELA LONG, UNH (SO. BOSTON, MASS.)

HAS A 15-GAME POINT-SCORING STREAK (5G,19A)

TARYN PEACOCK, MAINE (CALGARY, ALB.)

SET A CAREER HIGH FOR ASSISTS IN A SEASON WITH 14 AND ALSO PLAYED IN HER 100TH CAREER GAME AS A BLACK BEAR ON SATURDAY

ALLIE THUNSTROM, BC (MAPLEWOOD, MINN.)

NOTCHED HER 126 CAREER POINT IN THE 3-1 LOSS TO BOSTON UNIVERSITY ON JAN. 19. SHE IS NOW IN SOLE POSSESSION OF FIFTH PLACE ON BC'S ALL-TIME SCORING LIST

HOCKEY EAST THREE STARS STANDINGS

At the conclusion of each Hockey East game, Hockey East "Three Stars of the Game" are selected. Here are the 2009-2010 Three Stars leaders listed below.

Rk.	Name	Cl.	Pos.	School
1.	Florence Schelling	So.	G	Northeastern
2.	Alyssa Wohlfeiler	Jr.	F	Northeastern
3.	Kelly Paton	Sr.	F	New Hampshire
	Ashley Cottrell	So.	F	Providence
	Brittany Ott	Fr.	G	Maine
	Allie Thunstrom	Sr.	F	Boston College



TEAM NOTES

Boston College: The Eagles will travel to Dartmouth on Wednesday, Jan. 27 to take on the Big Green at 7:00 p.m. The Eagles lost the previous matchup with Dartmouth 4-0 on November 4, 2008...Senior forward Allie Thunstrom registered her 126 career point for the Eagles in the 3-1 loss to BU on Tuesday, Jan. 19. She is now in sole possession of fifth place on BC's all-time points list, surpassing Laura Traynham '97. Thunstrom also moved closer to taking the lead in goals scored for Hockey East. Her 15 for the season are only one shy of the 16 scored by Connecticut's Michelle Binning...Freshman Blake Bolden (Euclid, Ohio) moved into a tie for third place in the league's scoring amongst defensemen with 4-9-13 totals for the season. She is also in tenth place for freshmen scoring in Hockey East as well, two points behind fellow Eagle Ashley Motherwell's (St. Charles, Ill.) 5-10-15.

Boston University: BU recorded two shorthanded goals in the first period in a 3-2 win at Vermont, the first two shorthanded goals of the season...With the loss to Vermont on Friday, Jan.22, the Terriers maintain their losing record in Friday contests, posting a 2-4-3 mark on Fridays...However, BU improved to 5-1-3 on Saturday's with a win over Vermont on Jan. 23...With a 3-1 win over Boston College, the Terriers recorded the season series win over the Eagles for the first time since the 2007-08 season, when BU recorded three wins against the Eagles, including a victory in the Beanpot...The loss to Vermont is just the second loss to the Catamounts in BU team history...Melissa Anderson (Langley, B.C.) took over the team lead in points with two goals on the week and now leads the Terriers with 24 points on the season

University of Connecticut: The Huskies continued their season streak as well as their series streak with a pair of wins over Maine at Mark Edward Freitas Ice Forum this weekend. UConn surpassed the Black Bears in both games and extended its unbeaten streak to seven games, having not lost a game to Maine since the 2005-06 season. In addition, UConn is unbeaten in the last six Hockey East games entering next weekends regular-season series finales at Boston University and against Vermont. Senior Michelle Binning saw her scoring streak snapped on Sunday although she contributed her team-best 16th of the season on Saturday while it was freshman Kelly Horan with a pair who lifted the Huskies over the Black Bears. Junior Jennifer Chaisson extended her scoring streak with a three-point (1G,2A) weekend at Freitas to six games.

University of Maine: Maine dropped a pair of WHEA contests at #8 UConn on Friday and Saturday. The Black Bears lost Friday night's game 4-1, getting their lone goal from senior Lexie Hoffmeyer (Grand Blanc, Mich.). Fellow senior Taryn Peacock picked up her 14th assist on the goal, which is a new career high for her. The goal was the eighth power play goal for the Black Bears this season. Maine also gave up a goal on the power play, the first time they had done so since the Nov. 27 game at North Dakota. On Saturday, the Black Bears lost a close matchup by the score of 2-1. Kaitlin Zeek (Wallingford, Conn.) scored her first goal of the season, her second of her career, in the contest for Maine. Hoffmeyer notched her 12th assist on the Zeek goal and now stands just two assists shy of tying her career high of 14 assists in a season. Brittany Ott (St. Clair Shores, Mich.) was solid in net for Maine as she made 35 saves, which marks the eighth time this season that Ott has recorded 30 or more saves in a game.

University of New Hampshire: The 14-game point-scoring streak by Micaela Long is the longest by a Wildcat in a single season since '08 (Sadie Wright-Ward; 14 games)...With 35 points apiece, both Long and Kelly Paton (Woodstock, Ont.) have factored in half of the team's 70 goals...Julie Allen (Brampton, Ont.) has scored a goal in four of the last six games...UNH has played five overtime games this season, and all five have ended in a tie...The Wildcats have a 22-game unbeaten streak (5-0-17) in OT dating back to Nov. 2005...UNH has a 20-game unbeaten streak (5-0-15) in overtime home games dating back to Nov. 2003...The Cats are 0-2 in shootouts this year and 1-5 in two seasons...UNH extended its unbeaten streak vs. Northeastern to 27 games (26-0-1) with the tie...UNH is 11-0-2 when recording 30+ shots in a game.

Northeastern University: With the Huskies' tie (and subsequent shootout win) at No. 4 UNH on Jan. 20, Northeastern took points from the Wildcats for the first time since the inception of Women's Hockey East on Wednesday. The Wildcats had won 26 straight against NU until Wednesday's tie...With her three-point weekend, Junior Kristi Kehoe (Bakersfield, Calif.) has five goals and six assists in six career games vs. Niagara...Four of the Huskies' next six games are against Boston University, including the opening round of the Beanpot on Feb. 2...Northeastern is one win shy of 500 in program history (499-319-67 all-time)...Northeastern is 8-1-0 against non-conference foes this season...Northeastern is 9-1-2 on the road this season

Providence College: Providence won both games this weekend and is now undefeated in its last 10 games...The Friars have won seven straight games for the first time since the 2002-03 season...The last time a PC team had an unbeaten streak longer than 10 games was an 11-game streak during the 1991-92 season...During the 10-game unbeaten streak, PC has outscored its opponents 14-2 in the first period and stands at +76...Juniors Alyse Ruff and Jean O'Neill (Strafford, Pa.) lead the team with 15 and 13 points, respectively, during the past 10 games...The Friars defeated BC 6-3 on Sunday and have now scored six goals on three separate occasions this season...Five different players scored for PC on Sunday.

University of Vermont: UVM split a weekend series with Boston U at Gutterson Fieldhouse...Vermont's 2-1 win over BU on Friday marked only the second win in school history against the Terriers...Both wins were one goal decisions at Gutterson Fieldhouse, with the other win coming last year when BU was ranked No. 6 in the nation...Junior Peggy Wakeham scored the game-winning goal in overtime...It was her first game-winning goal of the year...Senior Jackie Thode recorded her first goal of the season this weekend as well as her first back-to-back games recording a point...The Catamounts continued to surge in the second period this year scoring 19 total goals in the middle period...Vermont returns to action this weekend with games on the road against Providence and Connecticut.

WHEA WEEKLY AND MONTHLY AWARD WINNERS

PURE HOCKEY PLAYER OF THE WEEK

<u>Week</u>	<u>Player (School)</u>
Sept. 28	Jennie Gallo (Maine)
Oct. 5	Jillian Kirchner (Boston University)
Oct. 12	Kailey Nash (Vermont)
Oct. 19	Jenelle Kohanchuk (Boston University)
Oct. 26	Michelle Binning (Connecticut)
Nov. 2	Kelly Paton (New Hampshire)
Nov. 9	Courtney Birchard (New Hampshire)
Nov. 16	Ashley Cottrell (Providence College)
Nov. 23	Kelly Paton (New Hampshire)
Nov. 30	Kelly Paton (New Hampshire)
Dec. 7	Jenna Ouellette (Maine)
Dec. 14	Micaela Long (New Hampshire)
Jan. 5	Michelle Binning (Connecticut) Alyse Ruff (Providence College)
Jan. 11	Melissa Anderson (Boston University)
Jan. 18	Jean O'Neill (Providence College)
Jan. 25	Alyse Ruff (Providence College)

BAUER ROOKIE OF THE WEEK

<u>Week</u>	<u>Player (School)</u>
Sept. 28	Brianne Kilgour (Maine)
Oct. 5	Jessica Cohen (Providence College)
Oct. 12	Elisabeth Stathopoulos (Connecticut)
Oct. 19	Jessica Cohen (Providence College)
Oct. 26	Brittany Skudder (New Hampshire)
Nov. 2	Brittany Esposito (Northeastern)
Nov. 9	Jill Cardella (Boston University)
Nov. 16	Nicole Anderson (Providence College) Corinne Boyes (Boston College)
Nov. 23	Blake Bolden (Boston College)
Nov. 30	Brittany Dougherty (Maine)
Dec. 7	Jessica Vella (Providence College)
Dec. 14	Corinne Boyes (Boston College)
Jan. 5	Brittany Esposito (Northeastern)
Jan. 11	Kristina Lavoie (New Hampshire)
Jan. 18	Caitlin Walsh (Boston College)
Jan. 25	Kelly Horan (Connecticut)

HOCKEY EAST DEFENSIVE PLAYER OF THE WEEK

<u>Week</u>	<u>Player (School)</u>
Sept. 28	Candice Currier (Maine)
Oct. 5	Florence Schelling (Northeastern)
Oct. 12	Florence Schelling (Northeastern)
Oct. 19	Kristen Olychuck (Vermont)
Oct. 26	Leah Sulyma (Northeastern)
Nov. 2	Florence Schelling (Northeastern)
Nov. 9	Genevieve Lacasse (Providence College) Florence Schelling (Northeastern)
Nov. 16	Florence Schelling (Northeastern)
Nov. 23	Lindsey Minton (New Hampshire)
Nov. 30	Florence Schelling (Northeastern)
Dec. 7	Alexandra Garcia (Connecticut)
Dec. 14	Alexandra Garcia (Connecticut) Kayley Herman (New Hampshire)
Jan. 5	Genevieve Lacasse (Providence College)
Jan. 11	Genevieve Lacasse (Providence College) Leah Sulyma (Northeastern)
Jan. 18	Cristin Allen (Connecticut)
Jan. 25	Florence Schelling (Northeastern)

HOCKEY EAST PLAYER OF THE MONTH

<u>Month</u>	<u>Player (School)</u>
Oct.	Kelly Paton (New Hampshire)
Nov.	Kelly Paton (New Hampshire)
Dec.	Jenna Ouellette (Maine)

HOCKEY EAST ROOKIE OF THE MONTH

<u>Month</u>	<u>Player (School)</u>
Oct.	Jessica Cohen (Providence College)
Nov.	Jill Cardella (Boston University)
Dec.	Kristina Lavoie (New Hampshire)

BAUER GOALTENDER OF THE MONTH

<u>Month</u>	<u>Player (School)</u>
Oct.	Florence Schelling (Northeastern)
Nov.	Florence Schelling (Northeastern)
Dec.	Genevieve Lacasse (Providence College)



Boston College
5-12-9 Overall
(4-8-4-4 WHEA)

OCTOBER

2 at Clarkson L, 1-5
3 at Clarkson T, 1-1 OT
9 SYRACUSE T, 3-3 OT
10 COLGATE W, 5-3
13 NORTHEASTERN * L, 2-3
16 QUINNIPIAC T, 1-1
18 MAINE * T, 1-1 (SOW)

NOVEMBER

2 at Boston University * W, 2-1
6 VERMONT * W, 3-0
7 VERMONT * L, 1-5
14 at Connecticut * T, 0-0 (SOW)
15 CONNECTICUT * W, 4-0
18 BOSTON UNIVERSITY * L, 0-4
20 at Vermont * T, 3-3 OT (SOW)
27 MINNESOTA-DULUTH L, 0-3
28 MINNESOTA-DULUTH L, 1-5

DECEMBER

4 NORTHEASTERN * W, 3-2 OT
8 NEW HAMPSHIRE * L, 0-4
11 PROVIDENCE * T, 2-2 (SOW)

JANUARY

9 YALE T, 3-3 OT
14 ST. LAWRENCE T, 3-3 OT
15 ST. LAWRENCE L, 0-4
19 at Boston University * L, 1-3
23 at Providence * L, 1-2 OT
24 PROVIDENCE * L, 3-6
27 at Dartmouth 7pm
30 at Northeastern * 2pm

FEBRUARY

2 vs. Harvard (BP) 8pm
6 at Connecticut * 1pm
9 vs. BU/Northeastern (BP) 5/8pm
12 at Maine * 7pm
13 at Maine * 2pm
20 at New Hampshire * 2pm
21 NEW HAMPSHIRE * 7pm

* denotes Hockey East game
Home games in CAPS



Boston University
10-7-8 Overall
(6-5-3-2 WHEA)

SEPTEMBER

25 DURHAM JR. (Exh) W, 7-1

OCTOBER

2 OHIO STATE T, 1-1 OT
3 OHIO STATE T, 4-4 OT
9 ROBERT MORRIS W, 4-3 OT
16 at Wayne State T, 4-4 OT
17 at Wayne State W, 4-2
23 at St. Lawrence T, 2-2 OT
24 at Clarkson L, 2-7
31 at Providence * W, 3-1

NOVEMBER

2 BOSTON COLLEGE * L, 1-2
6 NEW HAMPSHIRE * L, 3-4
7 at New Hampshire * T, 4-4OT (SOW)
11 VERMONT * W, 4-0
14 PROVIDENCE * (Agganis) W, 5-3
15 at Providence * L, 2-6
18 at Boston College * W, 4-0
24 at Maine * (Lewiston) T, 1-1 (SOW)
27 at Princeton L, 1-3
28 at Princeton W, 3-2

DECEMBER

4 at Connecticut * L, 3-4
5 CONNECTICUT * T, 1-1 (SOL)

JANUARY

8 YALE W, 4-1
10 BROWN T, 5-5 OT
19 BOSTON COLLEGE W, 3-1
22 at Vermont * L, 1-2 OT
23 at Vermont * W, 3-2
26 at Northeastern * 7pm
29 CONNECTICUT * 7pm

FEBRUARY

2 vs. Northeastern (BP) 5pm
6 at New Hampshire * 2pm
9 vs. BC/Harvard (BP) 5/8pm
13 NORTHEASTERN * 3pm
14 at Northeastern * 2pm
20 MAINE * 3pm
21 MAINE * 3pm



Connecticut
15-6-5 Overall
(6-3-4-1 WHEA)

SEPTEMBER

25 DAWSON (Exh) W, 6-0

OCTOBER

3 at New Hampshire * L, 1-3
4 at Northeastern * T, 1-1 (SOL)
9 at St. Lawrence W, 2-1
10 at Clarkson L, 0-4
16 SYRACUSE W, 3-2
17 COLGATE L, 2-5
23 at Brown W, 8-1
24 UNION W, 4-1
31 at New Hampshire * L, 1-3

NOVEMBER

1 PROVIDENCE * T, 1-1 (SOL)
8 at Maine * W, 7-2
14 BOSTON COLLEGE * T, 0-0 (SOL)
15 at Boston College * L, 0-4
27 vs. Quinnipiac \$ W, 1-0
28 vs. Yale \$ W, 6-1

DECEMBER

4 BOSTON UNIVERSITY * W, 4-3
5 at Boston University * T, 1-1 (SOW)
8 at Harvard L, 1-2

JANUARY

2 DARTMOUTH W, 3-2
3 DARTMOUTH T, 3-3 OT
8 at Robert Morris (Mellon) W, 4-2
9 at Robert Morris W, 4-0
16 at Vermont * W, 5-1
17 at Vermont * W, 4-1
22 MAINE * W, 4-1
23 MAINE * W, 2-1
29 at Boston University * 7pm
30 VERMONT * 2pm

FEBRUARY

6 BOSTON COLLEGE * 1pm
7 NEW HAMPSHIRE * 1pm
12 at Providence * 7pm
13 PROVIDENCE * 4pm
20 NORTHEASTERN * 1pm
21 at Northeastern * 1pm

\$ denotes Nutmeg Classic (New Haven, Conn.)



Maine
6-13-5 Overall
(3-8-3-1 WHEA)

SEPTEMBER

25 SACRED HEART W, 9-0
26 SACRED HEART W, 11-4

OCTOBER

2 at Providence * L, 0-4
3 at Providence * L, 1-2
9 MINNESOTA STATE L, 2-5
10 MINNESOTA STATE L, 1-2
18 at Boston College * T, 1-1 (SOL)
23 ROBERT MORRIS L, 1-3
24 ROBERT MORRIS L, 0-1 OT

NOVEMBER

1 at New Hampshire * L, 0-5
6 PROVIDENCE * T, 2-2 OT (SOW)
8 CONNECTICUT * L, 2-7
14 at Northeastern * L, 1-5
15 at Northeastern * W, 1-0
24 BOSTON UNIVERSITY * T, 1-1 (SOL)
(at Lewiston, Maine)
27 at North Dakota T, 5-5 OT
28 at North Dakota T, 3-3

DECEMBER

4 VERMONT * W, 4-1
5 VERMONT * W, 1-0
11 at Union L, 3-4
12 at Union W, 4-0

JANUARY

2 MONCTON (Exh) W, 4-2
3 MONCTON (Exh) W, 6-3
15 NORTHEASTERN * L, 1-3
22 at Connecticut * L, 1-4
23 at Connecticut * L, 1-2
29 NEW HAMPSHIRE * 7pm
30 NEW HAMPSHIRE * 2pm

FEBRUARY

6 at Vermont * 2pm
12 BOSTON COLLEGE * 7pm
13 BOSTON COLLEGE * 2pm
20 at Boston University * 3pm
21 at Boston University * 3pm



New Hampshire
13-4-5 Overall
(7-3-2-0 WHEA)

SEPTEMBER
26 Durham Jr. (Exh) W, 13-0

OCTOBER
3 CONNECTICUT * W, 3-1
4 QUINNIPIAC W, 4-0
9 COLGATE W, 4-0
10 SYRACUSE W, 2-1
17 NIAGARA T, 3-3 OT
18 NIAGARA W, 6-1
23 at Clarkson L, 2-6
24 at St. Lawrence T, 3-3 OT
31 CONNECTICUT * W, 3-1

NOVEMBER
1 MAINE * W, 5-0
6 at Boston University * W, 4-3
7 BOSTON UNIVERSITY * T, 4-4 OT (SOL) PPD
14 at Vermont * T, 1-1 OT
18 at Harvard W, 4-3
21 RENSSELAER W, 2-1
29 at Northeastern * W, 2-1

DECEMBER
5 PROVIDENCE * L, 1-4
8 at Boston College * W, 4-0
12 at Dartmouth W, 4-1

JANUARY
8 vs. Northeastern * W, 4-3
(at Fenway Park)
16 PROVIDENCE * L, 2-3
17 at Providence * L, 2-3
20 NORTHEASTERN * T, 2-2 (SOL)
29 at Maine * 7pm
30 at Maine * 2pm

FEBRUARY
6 BOSTON UNIVERSITY * 2pm
7 at Connecticut * 1pm
13 VERMONT * 2pm
14 VERMONT * 2pm
20 BOSTON COLLEGE * 2pm
21 at Boston College * 7pm



Northeastern
16-5-3 Overall
(8-4-3-2 WHEA)

SEPTEMBER
26 DAWSON (Exh) W, 2-1
27 MCGILL (Exh) L, 1-3

OCTOBER
3 UNION W, 4-1
4 CONNECTICUT * T, 1-1 (SOW)
10 ROBERT MORRIS W, 4-0
13 at Boston College * W, 3-2
17 QUINNIPIAC L, 0-1
23 BEMIDJI STATE W, 2-1
24 BEMIDJI STATE W, 3-2
30 at Vermont * W, 3-0
31 at Vermont * W, 1-0

NOVEMBER
8 at Providence * T, 1-1 OT (SOL)
14 MAINE * W, 5-1
15 MAINE * L, 0-1
20 at Providence * W, 4-3
25 VERMONT * W, 1-0
29 NEW HAMPSHIRE * L, 1-2

DECEMBER
4 at Boston College * L, 2-3 OT

JANUARY
1 at Yale W, 3-0
5 at Princeton W, 4-0
8 vs. New Hampshire L, 3-4
(at Fenway Park)
11 BOSTON COLLEGE * W, 7-4
15 at Maine * W, 3-1
20 at New Hampshire * T, 2-2 (SOW)
23 at Niagara W, 2-1
24 at Niagara W, 6-2
26 BOSTON UNIVERSITY * 7pm
30 BOSTON COLLEGE * 2pm

FEBRUARY
2 vs. Boston University (BP) 5pm
6 PROVIDENCE * 2pm
9 vs. BC/Harvard (BP) 5/8pm
13 at Boston University * 3pm
14 BOSTON UNIVERSITY * 2pm
20 at Connecticut * 1pm
21 CONNECTICUT * 1pm

* denotes Hockey East game
Home games in CAPS



Vermont
7-17-1 Overall
(2-10-1-0 WHEA)

OCTOBER
4 MCGILL (Exh) L, 1-2 OT
9 UNION W, 2-0
10 UNION W, 4-1
16 CLARKSON L, 0-4
17 CLARKSON W, 4-1
23 PRINCETON W, 4-3
24 PRINCETON L, 2-7
30 NORTHEASTERN * L, 0-3
31 NORTHEASTERN * L, 0-1

NOVEMBER
6 at Boston College * L, 0-3
7 at Boston College * W, 5-1
11 at Boston University * L, 0-4
14 NEW HAMPSHIRE * PPD
20 BOSTON COLLEGE * T, 3-3 OT (SOL)
25 at Northeastern * L, 0-1
28 DARTMOUTH L, 3-4

DECEMBER
4 at Maine * L, 1-4
5 at Maine * L, 0-1
30 at Dartmouth L, 2-4

JANUARY
2 at Yale L, 1-3
3 at Brown L, 0-2
8 at Wayne State L, 2-5
9 at Wayne State W, 2-1
16 CONNECTICUT * L, 1-5
17 CONNECTICUT * L, 1-4
22 BOSTON UNIVERSITY * W, 2-1 OT
23 BOSTON UNIVERSITY * L, 2-3
29 at Providence * 7pm
30 at Connecticut * 2pm

FEBRUARY
6 MAINE * 2pm
13 at New Hampshire * 2pm
14 at New Hampshire * 2pm
19 PROVIDENCE * 7pm
20 PROVIDENCE * 4pm



Providence
12-7-8 Overall
(8-3-4-2 WHEA)

SEPTEMBER
26 MCGILL (Exh) L, 4-7

OCTOBER
2 MAINE * W, 4-0
3 MAINE * W, 2-1
9 at Clarkson L, 2-3 OT
10 at St. Lawrence T, 3-3 OT
16 COLGATE W, 4-1
17 SYRACUSE L, 1-3
23 YALE T, 2-2 OT
25 BROWN (Mayor's Cup) L, 1-5
31 BOSTON UNIVERSITY * L, 1-3

NOVEMBER
1 at Connecticut * T, 1-1 (SOW)
6 at Maine * T, 2-2 (SOL)
8 NORTHEASTERN * T, 1-1 (SOW)
14 at Boston U. * (Agganis) L, 3-5
15 BOSTON UNIVERSITY * W, 6-2
20 NORTHEASTERN * L, 3-4
27 WISCONSIN T, 2-2 OT
28 WISCONSIN L, 1-4

DECEMBER
5 at New Hampshire * W, 4-1
11 at Boston College * T, 2-2 (SOL)

JANUARY
2 at St. Cloud State T, 4-4 OT
3 vs. Minnesota State (at SCSU) W, 2-0
9 CORNELL W, 6-3
10 CORNELL W, 3-0
16 at New Hampshire * W, 3-2
17 NEW HAMPSHIRE * W, 3-2
23 BOSTON COLLEGE * W, 2-1 OT
24 at Boston College * W, 6-3
29 VERMONT * 7pm
30 at Harvard 4pm

FEBRUARY
6 at Northeastern * 2pm
12 CONNECTICUT * 7pm
13 at Connecticut * 4pm
19 at Vermont * 7pm
20 at Vermont * 4pm

National Category Leaders

Points Per Game		GP	G-A-P	P/GM	
1	Jesse Scanzano	Mercyhurst	JR F 20	17-26-43	2.15
2	Stacey Hochkins	Holy Cross	SO F 16	18-13-31	1.94
3	Vicki Bendus	Mercyhurst	JR F 23	18-26-44	1.91
4	Bailey Bram	Mercyhurst	SO F 23	21-18-39	1.70
5	Jocelyn Kratchmer	Holy Cross	JR F 16	13-14-27	1.69
6	Micaela Long	New Hampshire	SR F 22	9-26-35	1.59
	Kelly Paton	New Hampshire	SR F 22	13-22-35	1.59
8	Hokey Langan	Ohio State	FR F 26	17-20-37	1.42
9	Sarah Parsons	Dartmouth	SR F 20	15-13-28	1.40
10	Jess Jones	Mercyhurst	SO F 23	12-20-32	1.39
11	Caitlin Hogan	St. Cloud State	SR F 26	14-20-34	1.31
12	Emmanuelle Blais	Minnesota Duluth	SR F 26	14-19-33	1.27
	Holly Roberts	St. Cloud State	SR F 26	12-21-33	1.27
14	Ashley Cockell	Mercyhurst	JR F 23	16-13-29	1.26
	Felicia Nelson	St. Cloud State	SR F 23	22-7-29	1.26
16	Dominique Thibault	Clarkson	SR F 25	16-15-31	1.24
17	Lauren Fontaine	Sacred Heart	JR F 21	14-12-26	1.24
18	Emily West	Minnesota	JR F 26	15-17-32	1.23
19	Catherine White	Cornell	SO F 18	6-16-22	1.22
20	Amanda Trunzo	Dartmouth	JR F 19	12-11-23	1.21
	Kate Buesser	Harvard	JR F 19	8-15-23	1.21
22	Laura Fridfinnson	Minnesota Duluth	JR F 24	11-18-29	1.21
23	Vanessa Emond	St. Lawrence	SO F 25	14-15-29	1.16
24	Isabel Menard	Syracuse	FR F 26	11-19-30	1.15
25	Natalie Spooner	Ohio State	SO F 24	13-14-27	1.12

Goals Against Average		Minutes	GA	GAA		
1	Noora R%oty	Minnesota	FR	1197:17	16	0.80
2	Monique Gallant	Holy Cross	JR	564:39	8	0.85
3	Florence Schelling	Northeastern	SO	1152:14	26	1.35
4	Christina Kessler	Harvard	SR	907:47	21	1.39
5	Victoria Vigilanti	Quinnipiac	FR	1484:57	37	1.49
6	Lauren Dahm	Clarkson	JR	1515:12	39	1.54
7	Alannah McCready	Wisconsin	SR	582:33	16	1.65
8	Kayley Herman	New Hampshire	JR	749:33	21	1.68
9	Alexandra Garcia	Connecticut	SO	1316:34	38	1.73
10	Amanda Mazzotta	Cornell	SO	1212:32	35	1.73
11	Hillary Pattenden	Mercyhurst	SO	1352:15	42	1.86
12	Rachel Weber	Princeton	SO	641:17	21	1.96
13	Zuzana Tomcikova	Bemidji State	SO	1339:05	44	1.97
14	Sonja van der Blik	Rensselaer	JR	1341:06	45	2.01
15	Genevieve Lacasse	Providence	SO	1650:30	57	2.07
16	Delayne Brian	Wayne State	SO	775:34	27	2.09
17	Jennifer Harss	Minnesota Duluth	FR	1483:04	52	2.10
18	Cassie Seguin	Princeton	FR	634:13	23	2.18
19	Melissa Haber	Boston University	SR	1269:43	47	2.22
20	Lindsey Minton	New Hampshire	SO	590:46	22	2.23
21	Jorid Dagfinrud	North Dakota	FR	775:55	29	2.24
22	Becca Ruegsegger	Wisconsin	FR	987:58	37	2.25
23	Carly Dominick-Sobol	Holy Cross	SO	398:52	15	2.26
24	Brittany Chartier	St. Lawrence	SR	1060:09	40	2.26
25	Jenni Bauer	Niagara	JR	1327:57	52	2.35

Points Per Game (Defensemen)		GP	G-A-P	P/GM	
1	Laura Fortino	Cornell	FR D 18	7-10-17	0.94
2	Courtney Birchard	New Hampshire	JR D 22	8-12-20	0.91
3	Lauriane Rougeau	Cornell	FR D 18	5-11-16	0.89
4	Lisa Wilson	Holy Cross	SR D 16	3-11-14	0.88
5	Britni Smith	St. Lawrence	SR D 23	7-13-20	0.87
6	Nicole Palazzo	Sacred Heart	SO D 19	2-13-15	0.79
7	Melissa Lacroix	Mercyhurst	JR D 23	1-17-18	0.78
	Cassee Schols	Mercyhurst	JR D 23	3-15-18	0.78
9	Anne Schleper	Minnesota	SO D 26	9-11-20	0.77
10	Cristin Allen	Connecticut	SR D 26	2-17-19	0.73
11	Megan Bozek	Minnesota	FR D 26	5-13-18	0.69
12	Sasha Nanji	Dartmouth	FR D 20	3-10-13	0.65
13	Cori Bassett	Harvard	SR D 19	4-8-12	0.63
14	Jaime Rasmussen	Minnesota Duluth	SR D 26	5-11-16	0.62
	Rachel Davis	Ohio State	SR D 26	4-12-16	0.62
16	Laura Gersten	Rensselaer	SR D 25	5-10-15	0.60
17	Jordan Brickner	Colgate	FR D 24	5-9-14	0.58
18	Brittaney Maschmeyer	Syracuse	SR D 26	2-13-15	0.58
	Geena Prough	Wisconsin	JR D 26	8-7-15	0.58
20	Jamie Mey	Sacred Heart	SO D 18	3-7-10	0.56

Save Percentage		Saves	GA	Save %		
1	Noora R%oty	Minnesota	FR	473	16	.967
2	Florence Schelling	Northeastern	SO	499	26	.950
3	Christina Kessler	Harvard	SR	351	21	.944
4	Monique Gallant	Holy Cross	JR	129	8	.942
5	Zuzana Tomcikova	Bemidji State	SO	708	44	.941
6	Victoria Vigilanti	Quinnipiac	FR	568	37	.939
7	Lauren Dahm	Clarkson	JR	581	39	.937
8	Jennifer Harss	Minnesota Duluth	FR	723	52	.933
9	Genevieve Lacasse	Providence	SO	705	57	.925
10	Kayley Herman	New Hampshire	JR	259	21	.925
11	Ashley Nixon	St. Cloud State	JR	690	56	.925
12	Alannah McCready	Wisconsin	SR	196	16	.925
13	Alexandra Garcia	Connecticut	SO	462	38	.924
14	Delayne Brian	Wayne State	SO	328	27	.924
15	Jackee Snikeris	Yale	JR	463	39	.922
16	Jorid Dagfinrud	North Dakota	FR	343	29	.922
17	Carly Dominick-Sobol	Holy Cross	SO	175	15	.921
18	Brittany Ott	Maine	FR	405	35	.920
19	Melissa Haber	Boston University	SR	528	47	.918
20	Sonja van der Blik	Rensselaer	JR	505	45	.918

Points Per Game (Freshmen)		GP	G-A-P	P/GM	
1	Hokey Langan	Ohio State	F 26	17-20-37	1.42
2	Isabel Menard	Syracuse	F 26	11-19-30	1.15
3	Jillian Dempsey	Harvard	F 19	8-11-19	1.00
	Katherine Wilson	Minnesota Duluth	F 26	13-13-26	1.00
5	Laura Fortino	Cornell	D 18	7-10-17	0.94
6	Kristina Lavoie	New Hampshire	F 22	11-9-20	0.91
7	Lauriane Rougeau	Cornell	D 18	5-11-16	0.89
8	Camille Dumais	Dartmouth	F 20	5-12-17	0.85
9	Jenna Hendrikx	Niagara	F 22	11-7-18	0.82
10	Caroline English	Holy Cross	F 16	4-9-13	0.81
11	Holly Carrie-Mattimoe	Syracuse	F 26	7-13-20	0.77
12	Heather Hughes	Quinnipiac	F 25	10-9-19	0.76
13	Brittany Phillips	Colgate	F 26	11-8-19	0.73
	Audrey Cournoyer	Minnesota Duluth	F 26	5-14-19	0.73
15	Kristine Horn	New Hampshire	F 22	6-10-16	0.73
16	Casey Pickett	Northeastern	F 24	10-7-17	0.71
	Kelly Sabatine	St. Lawrence	F 24	7-10-17	0.71
18	Megan Bozek	Minnesota	D 26	5-13-18	0.69
19	Brittany Esposito	Northeastern	F 24	6-10-16	0.67
20	Sasha Nanji	Dartmouth	D 20	3-10-13	0.65

Winning Percentage		W-L-T	Win %		
1	Monique Gallant	Holy Cross	JR	8-0-1	.944
2	Hillary Pattenden	Mercyhurst	SO	19-1-3	.891
3	Noora R%oty	Minnesota	FR	14-2-4	.800
4	Lauren Dahm	Clarkson	JR	17-5-3	.740
5	Carly Dominick-Sobol	Holy Cross	SO	5-2-0	.714
6	Kayley Herman	New Hampshire	JR	7-2-3	.708
7	Christina Kessler	Harvard	SR	9-3-3	.700
	Alannah McCready	Wisconsin	SR	7-3-0	.700
	Lindsey Minton	New Hampshire	SO	6-2-2	.700
10	Jennifer Harss	Minnesota Duluth	FR	16-7-2	.680
11	Alexandra Garcia	Connecticut	SO	12-5-5	.659
12	Florence Schelling	Northeastern	SO	11-5-3	.658
13	Victoria Vigilanti	Quinnipiac	FR	12-7-6	.600
	Amanda Mazzotta	Cornell	SO	10-6-4	.600
15	Genevieve Lacasse	Providence	SO	12-7-8	.593
16	Melissa Haber	Boston University	SR	9-6-6	.571
17	Rachel Weber	Princeton	SO	5-4-0	.556
18	Brittany Chartier	St. Lawrence	SR	8-6-5	.553
19	Becca Ruegsegger	Wisconsin	FR	7-6-3	.531
20	Ashley Nixon	St. Cloud State	JR	8-7-5	.525

National Category Leaders

Goals Per Game			GP	G	G/GM
1	Stacey Hochkins	Holy Cross	SO F	16 18	1.12
2	Felicia Nelson	St. Cloud State	SR F	23 22	0.96
3	Bailey Bram	Mercyhurst	SO F	23 21	0.91
4	Jesse Scanzano	Mercyhurst	JR F	20 17	0.85
5	Jocelyn Kratchmer	Holy Cross	JR F	16 13	0.81
6	Vicki Bendus	Mercyhurst	JR F	23 18	0.78
7	Sarah Parsons	Dartmouth	SR F	20 15	0.75
8	Jenna Cunningham	Dartmouth	SR F	20 14	0.70
9	Ashley Cockell	Mercyhurst	JR F	23 16	0.70
10	Nicola Garat	Holy Cross	SO F	16 11	0.69
11	Lauren Fontaine	Sacred Heart	JR F	21 14	0.67
12	Hokey Langan	Ohio State	FR F	26 17	0.65
13	Dominique Thibault	Clarkson	SR F	25 16	0.64
	Brooke Ammerman	Wisconsin	SO F	25 16	0.64
15	Amanda Trunzo	Dartmouth	JR F	19 12	0.63
16	Katie Stewart	Colgate	SR F	26 16	0.62
	Michelle Binning	Connecticut	SR F	26 16	0.62
18	Kelly Paton	New Hampshire	SR F	22 13	0.59
19	Allie Thunstrom	Boston College	SR F	26 15	0.58
	Emily West	Minnesota	JR F	26 15	0.58
21	Sara O'Malley	Robert Morris	JR F	25 14	0.56
	Vanessa Emond	St. Lawrence	SO F	25 14	0.56
23	Natalie Spooner	Ohio State	SO F	24 13	0.54
24	Erin Cody	Bemidji State	JR F	26 14	0.54
	Emmanuelle Blais	Minnesota Duluth	SR F	26 14	0.54
	Caitlin Hogan	St. Cloud State	SR F	26 14	0.54

Assists Per Game			GP	A	A/GM
1	Jesse Scanzano	Mercyhurst	JR F	20 26	1.30
2	Micaela Long	New Hampshire	SR F	22 26	1.18
3	Vicki Bendus	Mercyhurst	JR F	23 26	1.13
4	Kelly Paton	New Hampshire	SR F	22 22	1.00
5	Catherine White	Cornell	SO F	18 16	0.89
6	Jocelyn Kratchmer	Holy Cross	JR F	16 14	0.88
7	Jess Jones	Mercyhurst	SO F	23 20	0.87
8	Stacey Hochkins	Holy Cross	SO F	16 13	0.81
9	Holly Roberts	St. Cloud State	SR F	26 21	0.81
10	Kate Buesser	Harvard	JR F	19 15	0.79
11	Bailey Bram	Mercyhurst	SO F	23 18	0.78
12	Laura McIntosh	Ohio State	SO F	26 20	0.77
	Hokey Langan	Ohio State	FR F	26 20	0.77
	Caitlin Hogan	St. Cloud State	SR F	26 20	0.77
15	Laura Fridfinnson	Minnesota Duluth	JR F	24 18	0.75
16	Melissa Lacroix	Mercyhurst	JR D	23 17	0.74
17	Emmanuelle Blais	Minnesota Duluth	SR F	26 19	0.73
	Raelyn LaRocque	Ohio State	SR F	26 19	0.73
	Isabel Menard	Syracuse	FR F	26 19	0.73
20	Britney Selina	Clarkson	SR F	25 18	0.72
21	Meaghan Pezon	St. Cloud State	SR F	26 18	0.69
22	Lisa Wilson	Holy Cross	SR D	16 11	0.69
23	Nicole Palazzo	Sacred Heart	SO D	19 13	0.68
24	Cristin Allen	Connecticut	SR D	26 17	0.65
	Emily West	Minnesota	JR F	26 17	0.65

Power Play Goals			GP	PPG/G	PPG	
1	Felicia Nelson	St. Cloud State	SR F	23	0.48	11
2	Katrina Protopoulos	Wayne State	SR F	22	0.41	9
	Bailey Bram	Mercyhurst	SO F	23	0.39	9
4	Chelsea Karpenko	Cornell	SO F	20	0.35	7
	Kailey Nash	Vermont	SO F	24	0.29	7
6	Jesse Scanzano	Mercyhurst	JR F	20	0.30	6
	Erin Johnson	Bemidji State	JR F	22	0.27	6
	Melissa Waldie	Clarkson	JR F	23	0.26	6
	Vicki Bendus	Mercyhurst	JR F	23	0.26	6
	Whitney Naslund	Rensselaer	SR F	25	0.24	6
	Brianna Delaney	Robert Morris	SO F	25	0.24	6
	Michelle Binning	Connecticut	SR F	26	0.23	6
	Julie Rising	Syracuse	JR F	26	0.23	6
	Nicole Anderson	Providence	FR F	27	0.22	6
15	18 Players Tied With					5

Game-Winning Goals			GP	GWG	
1	Bailey Bram	Mercyhurst	SO F	23	7
	Emily West	Minnesota	JR F	26	7
3	Brooke Ammerman	Wisconsin	SO F	25	6
4	Dominique Thibault	Clarkson	SR F	25	5
	Katherine Wilson	Minnesota Duluth	FR F	26	5
6	Erin Johnson	Bemidji State	JR F	22	4
	Melissa Waldie	Clarkson	JR F	23	4
	Kelley Steadman	Mercyhurst	SO F	23	4
	Alyssa Wohlfeiler	Northeastern	JR F	23	4
	Laura Fridfinnson	Minnesota Duluth	JR F	24	4
	Natalie Spooner	Ohio State	SO F	24	4
	Michelle Binning	Connecticut	SR F	26	4
13	20 Players Tied With				3

Shorthanded Goals			GP	SHG/G	SHG	
1	Vicki Bendus	Mercyhurst	JR F	23	0.22	5
2	Jocelyn Kratchmer	Holy Cross	JR F	16	0.19	3
	Jesse Scanzano	Mercyhurst	JR F	20	0.15	3
	Bailey Bram	Mercyhurst	SO F	23	0.13	3
	Vanessa Emond	St. Lawrence	SO F	25	0.12	3
	Emily West	Minnesota	JR F	26	0.12	3
	Caitlin Hogan	St. Cloud State	SR F	26	0.12	3
8	Ashley Cockell	Mercyhurst	JR F	23	0.09	2
	Kelley Steadman	Mercyhurst	SO F	23	0.09	2
	Jess Jones	Mercyhurst	SO F	23	0.09	2
	Britni Smith	St. Lawrence	SR D	23	0.09	2
	Lauren Smith	Minnesota State	FR F	24	0.08	2
	Sara O'Malley	Robert Morris	JR F	25	0.08	2
	Holly Roberts	St. Cloud State	SR F	26	0.08	2
15	49 Players Tied With					1

National Team Leaders



SCORING OFFENSE	GP	Goals	G/GM
1 Mercyhurst	23	113	4.91
2 Holy Cross	16	65	4.06
3 Minnesota	26	85	3.27
4 Sacred Heart	21	68	3.24
5 Ohio State	26	84	3.23
6 New Hampshire	22	70	3.18
7 Minnesota Duluth	26	79	3.04
8 Dartmouth	20	60	3.00
9 Boston University	25	72	2.88
10 Wisconsin	26	74	2.85
11 Syracuse	26	73	2.81
12 Clarkson	25	70	2.80
13 Connecticut	26	72	2.77
14 Providence	27	74	2.74
15 Harvard	19	52	2.74
16 Northeastern	24	65	2.71
17 Colgate	26	68	2.62
18 Cornell	21	54	2.57
19 Robert Morris	25	64	2.56
St. Lawrence	25	64	2.56
21 Rensselaer	25	62	2.48
22 Princeton	21	52	2.48
23 St. Cloud State	26	64	2.46
24 Maine	24	56	2.33
25 Quinnipiac	26	59	2.27
26 Niagara	22	48	2.18
Wayne State	22	48	2.18
28 Yale	21	41	1.95
29 Boston College	26	48	1.85
30 Minnesota State	24	42	1.75
North Dakota	24	42	1.75
32 Bemidji State	26	45	1.73
33 Vermont	25	41	1.64
34 Brown	20	28	1.40
35 Union	26	32	1.23



SCORING DEFENSE	GP	Goals	G/GM
1 Minnesota	26	31	1.19
2 Northeastern	24	34	1.42
3 Holy Cross	16	24	1.50
4 Harvard	19	29	1.53
5 Quinnipiac	26	41	1.58
6 Clarkson	25	40	1.60
7 Connecticut	26	46	1.77
8 Mercyhurst	23	45	1.96
9 Cornell	21	42	2.00
New Hampshire	22	44	2.00
11 Minnesota Duluth	26	54	2.08
Wisconsin	26	54	2.08
13 Princeton	21	46	2.19
14 Rensselaer	25	55	2.20
15 Providence	27	60	2.22
16 St. Lawrence	25	58	2.32
17 Bemidji State	26	64	2.46
18 Niagara	22	55	2.50
Wayne State	22	55	2.50
20 Boston University	25	65	2.60
21 Maine	24	64	2.67
Yale	21	56	2.67
23 Syracuse	26	70	2.69
24 North Dakota	24	65	2.71
25 Vermont	25	69	2.76
26 Dartmouth	20	56	2.80
27 Boston College	26	74	2.85
28 St. Cloud State	26	76	2.92
29 Ohio State	26	77	2.96
30 Brown	20	62	3.10
31 Union	26	82	3.15
32 Robert Morris	25	81	3.24
33 Minnesota State	24	79	3.29
34 Colgate	26	104	4.00
35 Sacred Heart	21	132	6.29



POWER PLAY	Totals	SHA	PP%
1 New Hampshire	26/91	2	28.6
2 Mercyhurst	37/144	2	25.7
3 Cornell	20/89	3	22.5
4 Minnesota	27/124	0	21.8
5 Syracuse	27/125	1	21.6
6 Dartmouth	22/112	3	19.6
7 Holy Cross	12/65	0	18.5
8 Ohio State	21/114	4	18.4
9 St. Cloud State	28/153	5	18.3
10 St. Lawrence	20/110	1	18.2
11 Princeton	19/105	0	18.1
12 Providence	25/139	1	18.0
13 Boston University	19/106	0	17.9
14 Robert Morris	20/117	8	17.1
15 Connecticut	21/129	0	16.3
16 Clarkson	19/118	2	16.1
17 Niagara	16/102	1	15.7
18 Wayne State	17/110	2	15.5
19 Maine	18/118	6	15.3
20 Bemidji State	15/107	4	14.0
21 Rensselaer	18/133	2	13.5
22 Northeastern	14/104	2	13.5
23 Colgate	19/146	5	13.0
24 Vermont	20/155	4	12.9
25 Minnesota Duluth	19/148	5	12.8
26 Wisconsin	14/114	2	12.3
27 Harvard	11/93	1	11.8
28 Quinnipiac	11/96	1	11.5
29 Sacred Heart	11/98	4	11.2
30 Yale	9/83	0	10.8
31 Minnesota State	12/119	3	10.1
32 Boston College	12/129	2	9.3
33 North Dakota	8/112	0	7.1
34 Union	5/76	3	6.6
35 Brown	5/89	3	5.6



PENALTY KILL	Totals	SHF	PK%
1 Cornell	75/77	2	97.4
2 Minnesota	119/128	5	93.0
3 Northeastern	82/91	1	90.1
4 New Hampshire	98/109	3	89.9
5 Minnesota Duluth	120/134	4	89.6
6 Maine	101/113	0	89.4
7 Ohio State	108/121	1	89.3
8 Holy Cross	79/89	3	88.8
9 Mercyhurst	154/174	17	88.5
10 Quinnipiac	69/78	2	88.5
11 Harvard	68/77	1	88.3
12 St. Lawrence	75/85	7	88.2
13 Connecticut	114/131	5	87.0
14 Rensselaer	107/123	2	87.0
15 Wisconsin	110/127	3	86.6
16 Providence	105/123	1	85.4
17 Wayne State	95/112	3	84.8
18 Yale	72/85	2	84.7
19 Robert Morris	88/104	2	84.6
20 St. Cloud State	109/129	5	84.5
21 Boston College	121/144	0	84.0
22 Clarkson	99/118	3	83.9
23 Princeton	73/88	1	83.0
24 Bemidji State	96/116	0	82.8
25 Dartmouth	83/101	0	82.2
26 Brown	83/102	0	81.4
27 Niagara	87/107	1	81.3
28 Union	107/133	0	80.5
29 Minnesota State	113/141	2	80.1
30 Syracuse	102/128	2	79.7
31 Vermont	98/123	1	79.7
32 Boston University	97/123	2	78.9
33 North Dakota	97/124	1	78.2
34 Colgate	102/139	1	73.4
35 Sacred Heart	65/90	3	72.2



Hockey East Overall Scoring Leaders

Scoring

				GP	G-A-P	PPG	PIM	PP	SH	GW	HT	+/-	
1	Kelly Paton	UNH	SR	F	22	13-22-35	1.59	5/10	4	1	3	1	+14
	Micaela Long	UNH	SR	F	22	9-26-35	1.59	4/8	3	1	2	0	+15
3	Jenna Ouellette	ME	SR	F	24	11-15-26	1.08	6/12	5	0	2	0	-4
	Ashley Cottrell	PC	SO	F	27	12-14-26	0.96	5/10	4	0	2	0	+3
5	Melissa Anderson	BU	SR	F	24	11-14-25	1.04	22/52	4	0	1	0	+11
6	Kristi Kehoe	NU	JR	F	24	11-12-23	0.96	8/16	4	0	1	0	+11
	Michelle Binning	UC	SR	F	26	16-7-23	0.88	15/30	6	1	4	0	+10
	Alyse Ruff	PC	JR	F	27	10-13-23	0.85	15/30	5	0	2	0	+7
9	Jean O'Neill	PC	JR	F	27	8-14-22	0.81	4/8	3	1	2	0	+8
10	Taryn Peacock	ME	SR	F	24	7-14-21	0.88	12/24	3	0	0	0	-2
	Jillian Kirchner	BU	JR	F	25	7-14-21	0.84	7/14	4	1	1	0	+3
	Allie Thunstrom	BC	SR	F	26	15-6-21	0.81	5/10	3	0	2	0	-6
	Monique Weber	UC	SO	F	26	10-11-21	0.81	22/55	4	1	1	0	-1
14	Kristina Lavoie	UNH	FR	F	22	11-9-20	0.91	7/14	5	0	1	0	+9
	Courtney Birchard	UNH	JR	D	22	8-12-20	0.91	13/26	5	1	3	0	+6
16	Cristin Allen	UC	SR	D	26	2-17-19	0.73	9/18	1	0	0	0	+11
17	Jenelle Kohanchuk	BU	SO	F	23	12-6-18	0.78	8/16	5	0	2	1	+5
	Alyssa Wohlfeiler	NU	JR	F	23	10-8-18	0.78	6/12	1	0	4	0	+7
	Lauren Cherewyk	BU	JR	F	25	6-12-18	0.72	2/4	1	0	3	0	+5
20	Casey Pickett	NU	FR	F	24	10-7-17	0.71	2/4	3	0	1	0	+12
	Jennifer Chaisson	UC	JR	F	26	8-9-17	0.65	8/16	3	1	1	0	+7
22	Kristine Horn	UNH	FR	F	22	6-10-16	0.73	4/8	4	0	1	0	+6
	Lexie Hoffmeyer	ME	SR	F/D	23	4-12-16	0.70	12/24	2	0	1	0	-1
	Brittany Esposito	NU	FR	F	24	6-10-16	0.67	7/14	2	1	2	0	+8
	Annie Hogan	NU	SR	F	24	5-11-16	0.67	7/14	2	0	1	0	+9

Defenseman Scoring

				GP	G-A-P	PPG	PIM	PP	SH	GW	HT	+/-	
1	Courtney Birchard	UNH	JR	D	22	8-12-20	0.91	13/26	5	1	3	0	+6
2	Cristin Allen	UC	SR	D	26	2-17-19	0.73	9/18	1	0	0	0	+11
3	Blake Bolden	BC	FR	D	26	4-9-13	0.50	24/59	2	0	0	0	-9
	Sami Evelyn	UC	SO	D	26	3-10-13	0.50	8/27	2	0	1	0	+6
5	Jody Sydor	UC	JR	D	26	2-10-12	0.46	11/22	2	0	0	0	+11
	Amber Yung	PC	JR	D	27	5-7-12	0.44	5/10	2	0	0	0	-2
7	Tara Watchorn	BU	SO	D	18	1-10-11	0.61	10/23	0	0	0	0	+11
8	Kasey Boucher	BU	SO	D	25	4-6-10	0.40	3/6	1	0	0	0	+11
	Carly Warren	BU	SO	D	25	2-8-10	0.40	11/22	1	0	0	0	+2
10	Sarah Appleton	BU	SR	D	25	3-6-9	0.36	12/24	0	0	0	0	+2
	Jennifer Friedman	PC	SO	D	27	3-6-9	0.33	9/18	2	0	1	0	+9
12	Raylen Dziengelewski	UNH	JR	D	22	0-8-8	0.36	10/20	0	0	0	0	+7
	Jessica Bond	ME	SO	D	23	1-7-8	0.35	13/26	0	0	0	0	+6
	Rebecca Hewett	UC	SO	D	26	0-8-8	0.31	10/20	0	0	0	0	+4
	Colleen Martin	PC	SR	D	27	1-7-8	0.30	8/16	1	0	0	0	+4

Freshman Scoring

				GP	G-A-P	PPG	PIM	PP	SH	GW	HT	+/-	
1	Kristina Lavoie	UNH	FR	F	22	11-9-20	0.91	7/14	5	0	1	0	+9
2	Casey Pickett	NU	FR	F	24	10-7-17	0.71	2/4	3	0	1	0	+12
3	Kristine Horn	UNH	FR	F	22	6-10-16	0.73	4/8	4	0	1	0	+6
	Brittany Esposito	NU	FR	F	24	6-10-16	0.67	7/14	2	1	2	0	+8
5	Jill Cardella	BU	FR	F	25	10-5-15	0.60	9/18	1	0	1	0	+5
	Elisabeth Stathopulous	UC	FR	F	26	6-9-15	0.58	3/6	1	0	2	0	+10
	Ashley Motherwell	BC	FR	F	26	5-10-15	0.58	10/20	2	0	1	0	-1
	Jessica Cohen	PC	FR	F	26	5-10-15	0.58	13/26	0	0	2	0	+2
9	Kelly Horan	UC	FR	F	26	5-9-14	0.54	3/6	0	0	1	0	+7
10	Blake Bolden	BC	FR	D	26	4-9-13	0.50	24/59	2	0	0	0	-9
11	Nicole Anderson	PC	FR	F	27	9-3-12	0.44	5/10	6	0	1	1	-4
12	Caitlin Walsh	BC	FR	F	26	5-5-10	0.38	14/28	2	0	0	0	-6
13	Rachel Llanes	NU	FR	F	24	5-4-9	0.38	5/10	1	0	1	0	+5
	Emily Walsh	UVM	FR	F	24	4-5-9	0.38	10/31	3	0	0	0	-9
15	Jessica Vella	PC	FR	F	13	4-4-8	0.62	3/6	0	0	1	0	+5
	Kelly Wallace	NU	FR	F	16	4-4-8	0.50	2/4	0	0	0	0	+10

Hockey East Overall Scoring Leaders

Goal Scoring

				GP	G	GPG	Assist Scoring				GP	A	APG		
1	Michelle Binning	UC	SR	F	26	16	0.62	1	Micaela Long	UNH	SR	F	22	26	1.18
2	Allie Thunstrom	BC	SR	F	26	15	0.58	2	Kelly Paton	UNH	SR	F	22	22	1.00
3	Kelly Paton	UNH	SR	F	22	13	0.59	3	Cristin Allen	UC	SR	D	26	17	0.65
4	Jenelle Kohanchuk	BU	SO	F	23	12	0.52	4	Jenna Ouellette	ME	SR	F	24	15	0.62
	Ashley Cottrell	PC	SO	F	27	12	0.44	5	Melissa Anderson	BU	SR	F	24	14	0.58
6	Kristina Lavoie	UNH	FR	F	22	11	0.50		Taryn Peacock	ME	SR	F	24	14	0.58
	Melissa Anderson	BU	SR	F	24	11	0.46		Jillian Kirchner	BU	JR	F	25	14	0.56
	Jenna Ouellette	ME	SR	F	24	11	0.46		Jean O'Neill	PC	JR	F	27	14	0.52
	Kristi Kehoe	NU	JR	F	24	11	0.46		Ashley Cottrell	PC	SO	F	27	14	0.52
10	Alyssa Wohlfeiler	NU	JR	F	23	10	0.43	10	Alyse Ruff	PC	JR	F	27	13	0.48
	Casey Pickett	NU	FR	F	24	10	0.42	11	Courtney Birchard	UNH	JR	D	22	12	0.55
	Jill Cardella	BU	FR	F	25	10	0.40		Lexie Hoffmeyer	ME	SR	F/D	23	12	0.52
	Monique Weber	UC	SO	F	26	10	0.38		Kristi Kehoe	NU	JR	F	24	12	0.50
	Alyse Ruff	PC	JR	F	27	10	0.37		Lauren Cherewyk	BU	JR	F	25	12	0.48
15	Micaela Long	UNH	SR	F	22	9	0.41	15	Annie Hogan	NU	SR	F	24	11	0.46
	Nicole Anderson	PC	FR	F	27	9	0.33		Monique Weber	UC	SO	F	26	11	0.42

Power Play Goals

				GP	G	GPG	Power Play Points			GP	G-A-P	PPG			
1	Kailey Nash	UVM	SO	F	24	7	0.29	1	Kelly Paton	UNH	SR	F	22	4-13-17	0.77
2	Michelle Binning	UC	SR	F	26	6	0.23	2	Micaela Long	UNH	SR	F	22	3-11-14	0.64
	Nicole Anderson	PC	FR	F	27	6	0.22	3	Jenna Ouellette	ME	SR	F	24	5-7-12	0.50
4	Courtney Birchard	UNH	JR	D	22	5	0.23	4	Courtney Birchard	UNH	JR	D	22	5-6-11	0.50
	Kristina Lavoie	UNH	FR	F	22	5	0.23		Alyse Ruff	PC	JR	F	27	5-6-11	0.41
	Jenelle Kohanchuk	BU	SO	F	23	5	0.22		Ashley Cottrell	PC	SO	F	27	4-7-11	0.41
	Jenna Ouellette	ME	SR	F	24	5	0.21	7	Kristine Horn	UNH	FR	F	22	4-6-10	0.45
	Alyse Ruff	PC	JR	F	27	5	0.19		Kailey Nash	UVM	SO	F	24	7-3-10	0.42
9	Kelly Paton	UNH	SR	F	22	4	0.18		Chelsea Furlani	UVM	SR	F	25	4-6-10	0.40
	Kristine Horn	UNH	FR	F	22	4	0.18	10	Jenelle Kohanchuk	BU	SO	F	23	5-3-8	0.35
	Melissa Anderson	BU	SR	F	24	4	0.17		Michelle Binning	UC	SR	F	26	6-2-8	0.31
	Kristi Kehoe	NU	JR	F	24	4	0.17								
	Jillian Kirchner	BU	JR	F	25	4	0.16								
	Chelsea Furlani	UVM	SR	F	25	4	0.16								
	Monique Weber	UC	SO	F	26	4	0.15								
	Ashley Cottrell	PC	SO	F	27	4	0.15								

Shorthanded Goals

				GP	G	GPG	Game-Winning Goals			GP	G	GPG			
1	Micaela Long	UNH	SR	F	22	1	0.05	1	Alyssa Wohlfeiler	NU	JR	F	23	4	0.17
	Kelly Paton	UNH	SR	F	22	1	0.05		Michelle Binning	UC	SR	F	26	4	0.15
	Courtney Birchard	UNH	JR	D	22	1	0.05	3	Kelly Paton	UNH	SR	F	22	3	0.14
	Brittany Esposito	NU	FR	F	24	1	0.04		Courtney Birchard	UNH	JR	D	22	3	0.14
	Celeste Doucet	UVM	JR	F	24	1	0.04		Lindsay Berman	NU	SR	F	24	3	0.12
	Holly Lorms	BU	JR	F	25	1	0.04		Kailey Nash	UVM	SO	F	24	3	0.12
	Jillian Kirchner	BU	JR	F	25	1	0.04		Lauren Cherewyk	BU	JR	F	25	3	0.12
	Maude Blain	UC	FR	D	25	1	0.04	8	Micaela Long	UNH	SR	F	22	2	0.09
	Amy Hollstein	UC	SR	F	26	1	0.04		Kelly Cahill	UNH	SR	F	22	2	0.09
	Michelle Binning	UC	SR	F	26	1	0.04		Jenelle Kohanchuk	BU	SO	F	23	2	0.09
	Jennifer Chaisson	UC	JR	F	26	1	0.04		Lori Antflick	NU	JR	F	23	2	0.09
	Monique Weber	UC	SO	F	26	1	0.04		Jenna Ouellette	ME	SR	F	24	2	0.08
	Jean O'Neill	PC	JR	F	27	1	0.04		Brittany Esposito	NU	FR	F	24	2	0.08
									Laurel Koller	BU	SR	F	25	2	0.08
									Brittany Nelson	UVM	SR	F	25	2	0.08
									Allie Thunstrom	BC	SR	F	26	2	0.08
									Danielle Welch	BC	SO	C	26	2	0.08
									Amy Hollstein	UC	SR	F	26	2	0.08
									Elisabeth Stathopoulos	UC	FR	F	26	2	0.08
									Jessica Cohen	PC	FR	F	26	2	0.08
									Alyse Ruff	PC	JR	F	27	2	0.07
									Jean O'Neill	PC	JR	F	27	2	0.07
									Ashley Cottrell	PC	SO	F	27	2	0.07

Plus-Minus

				GP	+/-	
1	Micaela Long	UNH	SR	F	22	+15
	Stephanie Gavronsky	NU	SO	D	24	+15
3	Kelly Paton	UNH	SR	F	22	+14
4	Kasey Cedorchuk	NU	SR	D	23	+13
	Lindsay Berman	NU	SR	F	24	+13
6	Casey Pickett	NU	FR	F	24	+12
	Casey Knajdek	UC	FR	F/D	26	+12
8	Tara Watchorn	BU	SO	D	18	+11
	Melissa Anderson	BU	SR	F	24	+11
	Kristi Kehoe	NU	JR	F	24	+11
	Kasey Boucher	BU	SO	D	25	+11
	Cristin Allen	UC	SR	D	26	+11
	Jody Sydor	UC	JR	D	26	+11

Hat Tricks

				GP	HT	
1	Jennie Gallo	ME	JR	F	20	1
	Kelly Paton	UNH	SR	F	22	1
	Jenelle Kohanchuk	BU	SO	F	23	1
	Nicole Anderson	PC	FR	F	27	1

Hockey East Overall Goaltending Leaders

Goals Against Average

			GP	Minutes	GA	GAA	Record	SO	Saves	Save %	
1	Florence Schelling	NU	SO	19	1152:14	26	1.35	11-5-3	4	499	.950
2	Kayley Herman	UNH	JR	13	749:33	21	1.68	7-2-3	3	259	.925
3	Alexandra Garcia	UC	SO	22	1316:34	38	1.73	12-5-5	3	462	.924
4	Genevieve Lacasse	PC	SO	27	1650:30	57	2.07	12-7-8	3	705	.925
5	Melissa Haber	BU	SR	21	1269:43	47	2.22	9-6-6	2	528	.918
6	Lindsey Minton	UNH	SO	11	590:46	22	2.23	6-2-2	1	173	.887
7	Brittany Ott	ME	FR	15	863:42	35	2.43	4-7-3	2	405	.920
8	Corinne Boyles	BC	FR	19	1113:45	47	2.53	4-6-7	1	501	.914
9	Kristen Olychuck	UVM	SR	24	1435:10	62	2.59	7-16-1	1	522	.894
10	Candice Currier	ME	SO	10	595:31	29	2.92	2-6-2	2	275	.905

Save Percentage

			GP	Minutes	GA	GAA	Record	SO	Saves	Save %	
1	Florence Schelling	NU	SO	19	1152:14	26	1.35	11-5-3	4	499	.950
2	Genevieve Lacasse	PC	SO	27	1650:30	57	2.07	12-7-8	3	705	.925
3	Kayley Herman	UNH	JR	13	749:33	21	1.68	7-2-3	3	259	.925
4	Alexandra Garcia	UC	SO	22	1316:34	38	1.73	12-5-5	3	462	.924
5	Brittany Ott	ME	FR	15	863:42	35	2.43	4-7-3	2	405	.920
6	Melissa Haber	BU	SR	21	1269:43	47	2.22	9-6-6	2	528	.918
7	Corinne Boyles	BC	FR	19	1113:45	47	2.53	4-6-7	1	501	.914
8	Candice Currier	ME	SO	10	595:31	29	2.92	2-6-2	2	275	.905
9	Kristen Olychuck	UVM	SR	24	1435:10	62	2.59	7-16-1	1	522	.894
10	Lindsey Minton	UNH	SO	11	590:46	22	2.23	6-2-2	1	173	.887

Saves

			GP	SVS/G	Saves	
1	Genevieve Lacasse	PC	SO	27	26.1	705
2	Melissa Haber	BU	SR	21	25.1	528
3	Kristen Olychuck	UVM	SR	24	21.8	522
4	Corinne Boyles	BC	FR	19	26.4	501
5	Florence Schelling	NU	SO	19	26.3	499
6	Alexandra Garcia	UC	SO	22	21.0	462
7	Brittany Ott	ME	FR	15	27.0	405
8	Candice Currier	ME	SO	10	27.5	275
9	Kayley Herman	UNH	JR	13	19.9	259
10	Kiera Kingston	BC	SO	9	24.6	221
11	Lindsey Minton	UNH	SO	11	15.7	173
12	Leah Sulyma	NU	JR	5	32.4	162
13	Jennie Bellonio	UC	SR	5	17.6	88
14	Alissa Fromkin	BU	FR	5	17.2	86
15	Caitlin Whitlock	UVM	SO	1	15.0	15
16	Christina England	PC	JR	1	3.0	3

Shutouts

			GP	Shutouts	
1	Florence Schelling	NU	SO	19	4
2	Kayley Herman	UNH	JR	13	3
	Alexandra Garcia	UC	SO	22	3
	Genevieve Lacasse	PC	SO	27	3
5	Leah Sulyma	NU	JR	5	2
	Kiera Kingston	BC	SO	9	2
	Candice Currier	ME	SO	10	2
	Brittany Ott	ME	FR	15	2
	Melissa Haber	BU	SR	21	2
10	Lindsey Minton	UNH	SO	11	1
	Corinne Boyles	BC	FR	19	1
	Kristen Olychuck	UVM	SR	24	1

Hockey East Overall Team Stats



TEAM OFFENSE

Team	Games	Goals	G/GM
1 New Hampshire	22	70	3.18
2 Boston University	25	72	2.88
3 Connecticut	26	72	2.77
4 Providence	27	74	2.74
5 Northeastern	24	65	2.71
6 Maine	24	56	2.33
7 Boston College	26	48	1.85
8 Vermont	25	41	1.64

TEAM DEFENSE

Team	Games	Goals	G/GM
1 Northeastern	24	34	1.42
2 Connecticut	26	46	1.77
3 New Hampshire	22	44	2.00
4 Providence	27	60	2.22
5 Boston University	25	65	2.60
6 Maine	24	64	2.67
7 Vermont	25	69	2.76
8 Boston College	26	74	2.85



POWER PLAY

Team	Totals	SHA	PP %
1 New Hampshire	26/91	2	28.6
2 Providence	25/139	1	18.0
3 Boston University	19/106	0	17.9
4 Connecticut	21/129	0	16.3
5 Maine	18/118	6	15.3
6 Northeastern	14/104	2	13.5
7 Vermont	20/155	4	12.9
8 Boston College	12/129	2	9.3

PENALTY KILL

Team	Totals	SHF	PK %
1 Northeastern	82/91	1	90.1
2 New Hampshire	98/109	3	89.9
3 Maine	101/113	0	89.4
4 Connecticut	114/131	5	87.0
5 Providence	105/123	1	85.4
6 Boston College	121/144	0	84.0
7 Vermont	98/123	1	79.7
8 Boston University	97/123	2	78.9



PENALTY MINUTES

Team	Games	PIM	PIM/G
1 Boston College	26	325	12.5
2 Vermont	25	306	12.2
3 Connecticut	26	298	11.5
4 Boston University	25	267	10.7
5 Providence	27	287	10.6
6 Maine	24	248	10.3
7 New Hampshire	22	226	10.3
8 Northeastern	24	196	8.2

SHOTS ON GOAL

Team	Games	SOG	SOG/G
1 New Hampshire	22	658	29.9
2 Boston University	25	701	28.0
3 Connecticut	26	718	27.6
4 Providence	27	741	27.4
5 Northeastern	24	633	26.4
6 Maine	24	630	26.2
7 Boston College	26	646	24.8
8 Vermont	25	565	22.6



SCORING BY PERIOD

Team	1st	2nd	3rd	OT	Total
1 Providence	22	30	21	1	74
2 Boston University	21	32	18	1	72
Connecticut	19	31	22	0	72
4 New Hampshire	18	28	24	0	70
5 Northeastern	23	21	21	0	65
6 Maine	18	22	16	0	56
7 Boston College	9	17	21	1	48
8 Vermont	9	20	11	1	41

GOALS ALLOWED BY PERIOD

Team	1st	2nd	3rd	OT	Total
1 Northeastern	11	13	9	1	34
2 New Hampshire	16	17	11	0	44
3 Connecticut	12	21	13	0	46
4 Providence	11	21	27	1	60
5 Maine	13	26	24	1	64
6 Boston University	13	24	27	1	65
7 Vermont	24	20	25	0	69
8 Boston College	22	26	25	1	74



SPECIAL TEAMS NET

Team	PPF	SHA	PP NET	PPA	SHF	SH NET	ST NET
1 New Hampshire	26	2	+24	11	3	-8	+16
2 Connecticut	21	0	+21	17	5	-12	+9
3 Providence	25	1	+24	18	1	-17	+7
4 Northeastern	14	2	+12	9	1	-8	+4
5 Maine	18	6	+12	12	0	-12	0
6 Boston University	19	0	+19	26	2	-24	-5
7 Vermont	20	4	+16	25	1	-24	-8
8 Boston College	12	2	+10	23	0	-23	-13

Hockey East Conference Scoring Leaders

Scoring

					GP	G-A-P	PPG	PIM	PP	SH	GW	HT	+/-
1	Micaela Long	UNH	SR	F	12	4-15-19	1.58	3/6	1	0	1	0	+8
2	Ashley Cottrell	PC	SO	F	15	8-9-17	1.13	2/4	3	0	1	0	+4
3	Kelly Paton	UNH	SR	F	12	6-10-16	1.33	2/4	1	1	1	0	+10
4	Allie Thunstrom	BC	SR	F	16	9-6-15	0.94	2/4	2	0	2	0	E
5	Alyse Ruff	PC	JR	F	15	5-9-14	0.93	9/18	2	0	0	0	+7
6	Kristi Kehoe	NU	JR	F	15	5-8-13	0.87	5/10	2	0	0	0	+4
7	Melissa Anderson	BU	SR	F	13	5-7-12	0.92	14/36	2	0	0	0	+8
	Cristin Allen	UC	SR	D	13	1-11-12	0.92	5/10	0	0	0	0	+5
	Jillian Kirchner	BU	JR	F	14	4-8-12	0.86	4/8	2	1	1	0	E
	Casey Pickett	NU	FR	F	15	7-5-12	0.80	1/2	1	0	0	0	+7
	Jean O'Neill	PC	JR	F	15	5-7-12	0.80	2/4	2	1	2	0	+8
12	Kristina Lavoie	UNH	FR	F	12	7-4-11	0.92	4/8	2	0	1	0	+7
	Courtney Birchard	UNH	JR	D	12	4-7-11	0.92	6/12	3	1	2	0	+2
	Jennifer Chaisson	UC	JR	F	13	5-6-11	0.85	3/6	2	1	1	0	+5
15	Kelly Horan	UC	FR	F	13	5-5-10	0.77	1/2	0	0	1	0	+5
	Alyssa Wohlfeiler	NU	JR	F	14	6-4-10	0.71	3/6	0	0	4	0	+4
	Ashley Motherwell	BC	FR	F	16	4-6-10	0.62	8/16	2	0	1	0	+1
	Blake Bolden	BC	FR	D	16	3-7-10	0.62	14/39	2	0	0	0	-5
19	Jenelle Kohanchuk	BU	SO	F	13	5-4-9	0.69	6/12	2	0	1	0	+1
	Jill Cardella	BU	FR	F	14	6-3-9	0.64	5/10	0	0	1	0	+5
	Mary Restuccia	BC	SO	F	14	4-5-9	0.64	17/34	1	0	0	0	E
	Brittany Esposito	NU	FR	F	15	4-5-9	0.60	6/12	1	1	1	0	+3
23	Monique Weber	UC	SO	F	13	4-4-8	0.62	13/37	1	1	0	0	-4
	Jenna Ouellette	ME	SR	F	14	3-5-8	0.57	4/8	2	0	2	0	-7
25	13 Players Tied With							7 Points					

Defenseman Scoring

					GP	G-A-P	PPG	PIM	PP	SH	GW	HT	+/-
1	Cristin Allen	UC	SR	D	13	1-11-12	0.92	5/10	0	0	0	0	+5
2	Courtney Birchard	UNH	JR	D	12	4-7-11	0.92	6/12	3	1	2	0	+2
3	Blake Bolden	BC	FR	D	16	3-7-10	0.62	14/39	2	0	0	0	-5
4	Tara Watchorn	BU	SO	D	11	0-7-7	0.64	5/10	0	0	0	0	+6
	Raylen Dziengelewski	UNH	JR	D	12	0-7-7	0.58	5/10	0	0	0	0	+7
	Amber Yung	PC	JR	D	15	3-4-7	0.47	3/6	1	0	0	0	+4
7	Sami Evelyn	UC	SO	D	13	2-4-6	0.46	1/2	1	0	1	0	+1
	Carly Warren	BU	SO	D	14	1-5-6	0.43	8/16	1	0	0	0	+3
9	Julia Marty	NU	JR	D	14	1-4-5	0.36	5/10	0	0	0	0	+4
	Jennifer Friedman	PC	SO	D	15	2-3-5	0.33	5/10	1	0	1	0	+9
11	Jody Sydor	UC	JR	D	13	0-4-4	0.31	5/10	0	0	0	0	+2
	Kasey Boucher	BU	SO	D	14	2-2-4	0.29	2/4	1	0	0	0	+8
	Kasey Cedorchuk	NU	SR	D	15	0-4-4	0.27	3/6	0	0	0	0	+8
	Stephanie Gavronsky	NU	SO	D	15	0-4-4	0.27	8/16	0	0	0	0	+9
15	8 Players Tied With							3 Points					

Freshman Scoring

					GP	G-A-P	PPG	PIM	PP	SH	GW	HT	+/-
1	Casey Pickett	NU	FR	F	15	7-5-12	0.80	1/2	1	0	0	0	+7
2	Kristina Lavoie	UNH	FR	F	12	7-4-11	0.92	4/8	2	0	1	0	+7
3	Kelly Horan	UC	FR	F	13	5-5-10	0.77	1/2	0	0	1	0	+5
	Ashley Motherwell	BC	FR	F	16	4-6-10	0.62	8/16	2	0	1	0	+1
	Blake Bolden	BC	FR	D	16	3-7-10	0.62	14/39	2	0	0	0	-5
6	Jill Cardella	BU	FR	F	14	6-3-9	0.64	5/10	0	0	1	0	+5
	Brittany Esposito	NU	FR	F	15	4-5-9	0.60	6/12	1	1	1	0	+3
8	Kelly Wallace	NU	FR	F	12	4-3-7	0.58	2/4	0	0	0	0	+6
	Jessica Cohen	PC	FR	F	14	3-4-7	0.50	8/16	0	0	1	0	+4
	Nicole Anderson	PC	FR	F	15	6-1-7	0.47	4/8	3	0	1	1	-2
11	Jessica Vella	PC	FR	F	7	3-3-6	0.86	1/2	0	0	1	0	+4
	Kristine Horn	UNH	FR	F	12	1-5-6	0.50	3/6	0	0	0	0	+5
13	Emily Walsh	UVM	FR	F	13	3-2-5	0.38	5/10	2	0	0	0	-5
	Elisabeth Stathopoulos	UC	FR	F	13	1-4-5	0.38	2/4	0	0	0	0	+3
	Brittany Dougherty	ME	FR	F	13	1-4-5	0.38	0/0	1	0	0	0	-2

Hockey East Conference Scoring Leaders

Goal Scoring

				GP	G	GPG	Assist Scoring				GP	A	APG		
1	Allie Thunstrom	BC	SR	F	16	9	0.56	1	Micaela Long	UNH	SR	F	12	15	1.25
2	Ashley Cottrell	PC	SO	F	15	8	0.53	2	Cristin Allen	UC	SR	D	13	11	0.85
3	Kristina Lavoie	UNH	FR	F	12	7	0.58	3	Kelly Paton	UNH	SR	F	12	10	0.83
	Casey Pickett	NU	FR	F	15	7	0.47	4	Alyse Ruff	PC	JR	F	15	9	0.60
5	Kelly Paton	UNH	SR	F	12	6	0.50		Ashley Cottrell	PC	SO	F	15	9	0.60
	Julie Allen	UNH	JR	F	12	6	0.50	6	Jillian Kirchner	BU	JR	F	14	8	0.57
	Michelle Binning	UC	SR	F	13	6	0.46		Kristi Kehoe	NU	JR	F	15	8	0.53
	Jill Cardella	BU	FR	F	14	6	0.43	8	Tara Watchorn	BU	SO	D	11	7	0.64
	Alyssa Wohlfeiler	NU	JR	F	14	6	0.43		Raylen Dziengelewski	UNH	JR	D	12	7	0.58
	Nicole Anderson	PC	FR	F	15	6	0.40		Courtney Birchard	UNH	JR	D	12	7	0.58
11	Kelly Cahill	UNH	SR	F	12	5	0.42		Melissa Anderson	BU	SR	F	13	7	0.54
	Melissa Anderson	BU	SR	F	13	5	0.38		Jean O'Neill	PC	JR	F	15	7	0.47
	Jenelle Kohanchuk	BU	SO	F	13	5	0.38		Blake Bolden	BC	FR	D	16	7	0.44
	Jennifer Chaisson	UC	JR	F	13	5	0.38	14	Jennifer Chaisson	UC	JR	F	13	6	0.46
	Kelly Horan	UC	FR	F	13	5	0.38		Allie Thunstrom	BC	SR	F	16	6	0.38
	Kristi Kehoe	NU	JR	F	15	5	0.33		Ashley Motherwell	BC	FR	F	16	6	0.38
	Alyse Ruff	PC	JR	F	15	5	0.33								
	Jean O'Neill	PC	JR	F	15	5	0.33								
	Danielle Welch	BC	SO	C	16	5	0.31								

Power Play Goals

				GP	G	GPG	Power Play Points				GP	G-A-P	PPG		
1	Courtney Birchard	UNH	JR	D	12	3	0.25	1	Ashley Cottrell	PC	SO	F	15	3-4-7	0.47
	Michelle Binning	UC	SR	F	13	3	0.23	2	Micaela Long	UNH	SR	F	12	1-5-6	0.50
	Kailey Nash	UVM	SO	F	13	3	0.23		Alyse Ruff	PC	JR	F	15	2-4-6	0.40
	Ashley Cottrell	PC	SO	F	15	3	0.20	4	Courtney Birchard	UNH	JR	D	12	3-2-5	0.42
	Nicole Anderson	PC	FR	F	15	3	0.20		Kelly Paton	UNH	SR	F	12	1-4-5	0.42
6	Kelly Cahill	UNH	SR	F	12	2	0.17		Carly Warren	BU	SO	D	14	1-4-5	0.36
	Kristina Lavoie	UNH	FR	F	12	2	0.17		Laura Vehearanta	PC	SO	F	15	1-4-5	0.33
	Melissa Anderson	BU	SR	F	13	2	0.15		Allie Thunstrom	BC	SR	F	16	2-3-5	0.31
	Jenelle Kohanchuk	BU	SO	F	13	2	0.15		Blake Bolden	BC	FR	D	16	2-3-5	0.31
	Jennifer Chaisson	UC	JR	F	13	2	0.15	10	Kailey Nash	UVM	SO	F	13	3-1-4	0.31
	Chelsea Furlani	UVM	SR	F	13	2	0.15		Jenelle Kohanchuk	BU	SO	F	13	2-2-4	0.31
	Emily Walsh	UVM	FR	F	13	2	0.15		Chelsea Furlani	UVM	SR	F	13	2-2-4	0.31
	Jillian Kirchner	BU	JR	F	14	2	0.14		Jillian Kirchner	BU	JR	F	14	2-2-4	0.29
	Jenna Ouellette	ME	SR	F	14	2	0.14		Jenna Ouellette	ME	SR	F	14	2-2-4	0.29
	Lexie Hoffmeyer	ME	SR	F/D	14	2	0.14		Taryn Peacock	ME	SR	F	14	1-3-4	0.29
	Kristi Kehoe	NU	JR	F	15	2	0.13		Kristi Kehoe	NU	JR	F	15	2-2-4	0.27
	Alyse Ruff	PC	JR	F	15	2	0.13		Jean O'Neill	PC	JR	F	15	2-2-4	0.27
	Jean O'Neill	PC	JR	F	15	2	0.13		Amber Yung	PC	JR	D	15	1-3-4	0.27
	Allie Thunstrom	BC	SR	F	16	2	0.12		Ashley Motherwell	BC	FR	F	16	2-2-4	0.25
	Danielle Welch	BC	SO	C	16	2	0.12								
	Blake Bolden	BC	FR	D	16	2	0.12								
	Ashley Motherwell	BC	FR	F	16	2	0.12								

Shorthanded Goals

				GP	G	GPG	Game-Winning Goals				GP	G	GPG		
1	Kelly Paton	UNH	SR	F	12	1	0.08	1	Alyssa Wohlfeiler	NU	JR	F	14	4	0.29
	Courtney Birchard	UNH	JR	D	12	1	0.08	2	Courtney Birchard	UNH	JR	D	12	2	0.17
	Michelle Binning	UC	SR	F	13	1	0.08		Michelle Binning	UC	SR	F	13	2	0.15
	Jennifer Chaisson	UC	JR	F	13	1	0.08		Laurel Koller	BU	SR	F	14	2	0.14
	Monique Weber	UC	SO	F	13	1	0.08		Jenna Ouellette	ME	SR	F	14	2	0.14
	Holly Lorms	BU	JR	F	14	1	0.07		Jean O'Neill	PC	JR	F	15	2	0.13
	Jillian Kirchner	BU	JR	F	14	1	0.07		Allie Thunstrom	BC	SR	F	16	2	0.12
	Brittany Esposito	NU	FR	F	15	1	0.07	8	Jessica Vella	PC	FR	F	7	1	0.14
	Jean O'Neill	PC	JR	F	15	1	0.07		Sarah Cuthbert	UNH	SO	F/D	11	1	0.09
								Micaela Long	UNH	SR	F	12	1	0.08	
								Kelly Paton	UNH	SR	F	12	1	0.08	
								Kelly Cahill	UNH	SR	F	12	1	0.08	
								Kristina Lavoie	UNH	FR	F	12	1	0.08	
								Jenelle Kohanchuk	BU	SO	F	13	1	0.08	
								Jennifer Chaisson	UC	JR	F	13	1	0.08	
								Sami Evelyn	UC	SO	D	13	1	0.08	
								Casey Knajdek	UC	FR	F/D	13	1	0.08	
								Kelly Horan	UC	FR	F	13	1	0.08	
								Peggy Wakeham	UVM	JR	D	13	1	0.08	
								Kailey Nash	UVM	SO	F	13	1	0.08	
								Jillian Kirchner	BU	JR	F	14	1	0.07	
								Lauren Cherewyk	BU	JR	F	14	1	0.07	
								Jill Cardella	BU	FR	F	14	1	0.07	
								Lexie Hoffmeyer	ME	SR	F/D	14	1	0.07	
								Lori Antflick	NU	JR	F	14	1	0.07	
								Jessica Cohen	PC	FR	F	14	1	0.07	
								Lindsay Berman	NU	SR	F	15	1	0.07	
								Brittany Esposito	NU	FR	F	15	1	0.07	
								Rachel Llanes	NU	FR	F	15	1	0.07	
								Ashley Cottrell	PC	SO	F	15	1	0.07	
								Jennifer Friedman	PC	SO	D	15	1	0.07	
								Arianna Rigano	PC	SR	F	15	1	0.07	

Hockey East Conference Goaltending Leaders

Goals Against Average

			GP	Minutes	GA	GAA	Record	SO	Saves	Save %	
1	Florence Schelling	NU	SO	14	852:56	21	1.48	7-4-3	3	379	.948
2	Alexandra Garcia	UC	SO	12	739:42	19	1.54	6-2-4	1	241	.927
3	Melissa Haber	BU	SR	11	665:48	18	1.62	5-4-2	2	277	.939
4	Kayley Herman	UNH	JR	7	406:21	12	1.77	3-2-2	2	133	.917
5	Genevieve Lacasse	PC	SO	15	918:52	29	1.89	8-3-4	1	375	.928
6	Brittany Ott	ME	FR	10	558:41	18	1.93	3-4-2	2	299	.943
7	Lindsey Minton	UNH	SO	6	319:46	12	2.25	4-1-0	0	91	.883
8	Corinne Boyles	BC	FR	11	629:09	26	2.48	3-5-2	1	272	.913
9	Kristen Olychuck	UVM	SR	13	780:52	34	2.61	2-10-1	0	273	.889
10	Kiera Kingston	BC	SO	6	350:00	16	2.74	1-3-2	2	154	.906
11	Candice Currier	ME	SO	5	292:14	19	3.90	0-4-1	0	139	.880

Save Percentage

			GP	Minutes	GA	GAA	Record	SO	Saves	Save %	
1	Florence Schelling	NU	SO	14	852:56	21	1.48	7-4-3	3	379	.948
2	Brittany Ott	ME	FR	10	558:41	18	1.93	3-4-2	2	299	.943
3	Melissa Haber	BU	SR	11	665:48	18	1.62	5-4-2	2	277	.939
4	Genevieve Lacasse	PC	SO	15	918:52	29	1.89	8-3-4	1	375	.928
5	Alexandra Garcia	UC	SO	12	739:42	19	1.54	6-2-4	1	241	.927
6	Kayley Herman	UNH	JR	7	406:21	12	1.77	3-2-2	2	133	.917
7	Corinne Boyles	BC	FR	11	629:09	26	2.48	3-5-2	1	272	.913
8	Kiera Kingston	BC	SO	6	350:00	16	2.74	1-3-2	2	154	.906
9	Kristen Olychuck	UVM	SR	13	780:52	34	2.61	2-10-1	0	273	.889
10	Lindsey Minton	UNH	SO	6	319:46	12	2.25	4-1-0	0	91	.883
11	Candice Currier	ME	SO	5	292:14	19	3.90	0-4-1	0	139	.880

Saves

			GP	SVS/G	Saves
1	Florence Schelling	NU	SO	14	27.1
2	Genevieve Lacasse	PC	SO	15	25.0
3	Brittany Ott	ME	FR	10	29.9
4	Melissa Haber	BU	SR	11	25.2
5	Kristen Olychuck	UVM	SR	13	21.0
6	Corinne Boyles	BC	FR	11	24.7
7	Alexandra Garcia	UC	SO	12	20.1
8	Kiera Kingston	BC	SO	6	25.7
9	Candice Currier	ME	SO	5	27.8
10	Kayley Herman	UNH	JR	7	19.0
11	Lindsey Minton	UNH	SO	6	15.2
12	Alissa Fromkin	BU	FR	3	19.0
13	Jennie Bellonio	UC	SR	1	21.0
14	Leah Sulyma	NU	JR	1	18.0

Shutouts

			GP	Shutouts	
1	Florence Schelling	NU	SO	14	3
2	Kiera Kingston	BC	SO	6	2
	Kayley Herman	UNH	JR	7	2
	Brittany Ott	ME	FR	10	2
	Melissa Haber	BU	SR	11	2
6	Corinne Boyles	BC	FR	11	1
	Alexandra Garcia	UC	SO	12	1
	Genevieve Lacasse	PC	SO	15	1

Hockey East Conference Team Stats



TEAM OFFENSE

Team	Games	Goals	G/GM
1 New Hampshire	12	37	3.08
2 Providence	15	43	2.87
3 Boston University	14	38	2.71
4 Northeastern	15	37	2.47
5 Connecticut	13	31	2.38
6 Boston College	16	30	1.88
7 Maine	14	17	1.21
8 Vermont	13	15	1.15

TEAM DEFENSE

Team	Games	Goals	G/GM
1 Connecticut	13	22	1.69
2 Northeastern	15	26	1.73
3 Providence	15	30	2.00
4 New Hampshire	12	25	2.08
5 Boston University	14	31	2.21
6 Vermont	13	34	2.62
7 Maine	14	37	2.64
8 Boston College	16	43	2.69



POWER PLAY

Team	Totals	SHA	PP %
1 New Hampshire	9/48	0	18.8
2 Providence	13/77	0	16.9
3 Boston University	9/63	0	14.3
4 Maine	8/66	4	12.1
5 Boston College	10/85	0	11.8
6 Connecticut	8/70	0	11.4
7 Vermont	8/80	3	10.0
8 Northeastern	6/63	2	9.5

PENALTY KILL

Team	Totals	SHF	PK %
1 Maine	67/73	0	91.8
2 Connecticut	61/67	3	91.0
3 New Hampshire	51/57	2	89.5
4 Vermont	56/64	0	87.5
5 Northeastern	52/60	1	86.7
6 Boston University	61/72	2	84.7
7 Boston College	74/88	0	84.1
8 Providence	59/71	1	83.1



PENALTY MINUTES

Team	Games	PIM	PIM/G
1 Boston College	16	207	12.9
2 Boston University	14	162	11.6
3 Providence	15	173	11.5
4 Connecticut	13	149	11.5
5 Vermont	13	148	11.4
6 Maine	14	158	11.3
7 New Hampshire	12	120	10.0
8 Northeastern	15	134	8.9

SHOTS ON GOAL

Team	Games	SOG	SOG/G
1 Connecticut	13	389	29.9
2 New Hampshire	12	352	29.3
3 Providence	15	423	28.2
4 Boston University	14	382	27.3
5 Northeastern	15	400	26.7
6 Boston College	16	407	25.4
7 Maine	14	327	23.4
8 Vermont	13	297	22.8



SCORING BY PERIOD

Team	1st	2nd	3rd	OT	Total
1 Providence	14	16	12	1	43
2 Boston University	13	15	10	0	38
3 New Hampshire	8	12	17	0	37
Northeastern	10	15	12	0	37
5 Connecticut	8	13	10	0	31
6 Boston College	6	11	12	1	30
7 Maine	6	7	4	0	17
8 Vermont	1	9	4	1	15

GOALS ALLOWED BY PERIOD

Team	1st	2nd	3rd	OT	Total
1 Connecticut	6	11	5	0	22
2 New Hampshire	8	12	5	0	25
3 Northeastern	8	9	8	1	26
4 Providence	6	12	12	0	30
5 Boston University	5	12	13	1	31
6 Vermont	14	10	10	0	34
7 Maine	8	16	13	0	37
8 Boston College	11	16	15	1	43



SPECIAL TEAMS NET

Team	PPF	SHA	PP NET	PPA	SHF	SH NET	ST NET
1 Connecticut	8	0	+8	6	3	-3	+5
New Hampshire	9	0	+9	6	2	-4	+5
3 Providence	13	0	+13	12	1	-11	+2
4 Boston University	9	0	+9	11	2	-9	0
5 Maine	8	4	+4	6	0	-6	-2
6 Northeastern	6	2	+4	8	1	-7	-3
Vermont	8	3	+5	8	0	-8	-3
8 Boston College	10	0	+10	14	0	-14	-4

