



www.HockeyEastOnline.com

WOMEN'S WEEKLY RELEASE

Pete Souris
Director of Public Relations
Hockey East Association
 591 North Ave – #2
 Wakefield, MA 01880
 Office: (781) 245-2122
 Cell: (603) 512-1166
 psouris@HockeyEastOnline.com

FOR IMMEDIATE RELEASE: MONDAY, JANUARY 18, 2010

WEEKLY RELEASE #15

NO. 9 PROVIDENCE COLLEGE SWEEPS SERIES WITH NO. 3 NEW HAMPSHIRE ~UConn wins two at Vermont; Northeastern wins pair vs. BC and Maine~

WAKEFIELD, Mass. – No. 9 Providence swept its series against No. 3 New Hampshire in a huge statement to the league over the weekend, while Northeastern and BC battled for first place on Monday night. Connecticut also swept Vermont, grabbing four points up in Burlington.

Providence defeated UNH by a pair of 3-2 scores at the Whittemore Center Saturday and at Schneider Arena on Sunday. The Friars were able to capitalize on their power-play action both days. Sophomore Jennifer Friedman (San Gabriel, Calif.) scored the game-winner for the Friars on Sunday. Jean O'Neill (Strafford, Pa.) and Alyse Ruff (Tualatin, Ore.) each amassed four points on the weekend for the Friars. Providence head coach Bob Deraney earned his 200th career win on Sunday vs. the Wildcats. The monumental wins for the Friars marked the first time UNH lost consecutive regular-season games league games in WHEA history.

The Northeastern Huskies moved back into first place in the WHEA standings with a 7-4 victory over the Eagles on Monday. The Huskies came from behind to pull out the win, scoring four goals in the third period. BC's freshman Caitlin Walsh (Franklin, Mass.) along with Northeastern's Annie Hogan (Medford, Mass.) and Lori Antflick (Thornhill, Ont.) all scored two goals on the night. Northeastern also traveled to Orono and came out with a 3-1 vs. the Black Bears. Maine's Britany Ott (St. Clair Shores, Mich.) stopped 26 shots in the losing effort.

UConn faced Vermont in a two games series in Burlington. UConn dominated the series winning both Saturday and Sunday by scores of 5-1 and 4-1, respectively. Monique Weber (Rogers, Minn.) lead all huskies with a four point performance on the weekend (2g,2a), while Michelle Binning (Oshawa, Ont.) chipped in three points (2g,1a) for the Huskies.

Boston College also faced ECAC opponent St. Lawrence in a two game series. The Eagles skated to a 3-3 tie on Friday. Freshman goalie Corinne Boyles (Wheaton, Ill.) stopped 32 shots and in the contest, while senior Allie Thunstrom (Maplewood, Minn.) recorded her 125th career point. On Saturday, BC fell to the Saints by a score of 4-0 at Conte Forum.

2009-2010 WHEA STANDINGS

| Rk. | Team | GP | W | L | T | SOW | Pts | Overall | Conf. | Off. | Conf. | Def. |
|-----|-------------------|----|---|---|---|-----|-----|---------|-------|------|-------|------|
| 1. | Northeastern | 14 | 8 | 4 | 2 | 1 | 19 | 14-5-2 | 2.50 | (35) | 1.71 | (24) |
| 2. | Providence | 13 | 6 | 3 | 4 | 2 | 18 | 10-7-8 | 2.69 | (35) | 2.00 | (26) |
| 3. | Boston College | 13 | 4 | 5 | 4 | 4 | 16 | 5-9-9 | 1.92 | (25) | 2.46 | (32) |
| 4. | New Hampshire | 11 | 7 | 3 | 1 | 0 | 15 | 13-4-4 | 3.18 | (35) | 2.09 | (23) |
| 5. | Boston University | 11 | 4 | 4 | 3 | 2 | 13 | 8-6-8 | 3.00 | (31) | 2.33 | (26) |
| | Connecticut | 11 | 4 | 3 | 4 | 1 | 13 | 13-6-5 | 2.27 | (25) | 1.82 | (20) |
| 7. | Maine | 12 | 3 | 6 | 3 | 1 | 10 | 6-11-5 | 1.25 | (14) | 2.58 | (28) |
| 8. | Vermont | 11 | 1 | 9 | 1 | 0 | 3 | 6-16-1 | 1.00 | (11) | 2.73 | (30) |

Conference games tied after 65 minutes advance to a three-player shootout with the winning team receiving an extra point in the standings (denoted in the SOW column).

RECENT RESULTS
Monday, January 11
 at No. 8 Northeastern 7, Boston College 4 *

Thursday, January 14
 St. Lawrence 3 at Boston College 3 OT

Friday, January 15
 No. 8 Northeastern 3 at Maine 1 *
 St. Lawrence 4 at Boston College 0

Saturday, January 16
 Connecticut 5 at Vermont 1 *
 No. 9 Providence 3 at No. 3 New Hampshire 2 *

Sunday, January 17
 at No. 9 Providence 3, No. 3 New Hampshire 2 *
 Connecticut 4 at Vermont 1 *

UPCOMING GAMES
Tuesday, January 19
 Boston College at Boston University * (7pm)

Wednesday, January 20
 Northeastern at New Hampshire * (7pm)


Friday, January 22
 Boston University at Vermont * (7pm)
 Maine at Connecticut * (7pm)

Saturday, January 23
 Boston University at Vermont * (4pm)
 Maine at Connecticut * (4pm)
 Boston College at Providence * (2pm)
 Northeastern at Niagara (7pm)

Sunday, January 24
 Providence at Boston College * (2pm)
 Northeastern at Niagara (2pm)

All game times are EST
 * denotes league games

**PURE HOCKEY
PLAYER OF THE WEEK**




JEAN O'NEILL
PROVIDENCE COLLEGE

Junior Forward; Strafford, Pa.

O'Neill led PC to a pair of victories of No. 3 UNH this past weekend with two goals and two assists. O'Neill tallied two goals, including the game-winner, and an assist in PC's 3-2 victory

**BAUER
ROOKIE OF THE WEEK**




CAITLIN WALSH
BOSTON COLLEGE

Freshman Forward; Franklin, Mass.

Walsh paced the Eagles by recording two goals and an assist against Northeastern on Jan. 11 and added another goal and an assist against St. Lawrence on Jan. 14.

**DEFENSIVE PLAYER
OF THE WEEK**



CRISTIN ALLEN
CONNECTICUT

Senior Defenseman; Pickering, Ont.

Allen had a three-point weekend (1g,2a) in the weekend sweep of Vermont and added a +5 rating.

HOCKEY EAST WEEKLY TOP PERFORMERS

Michelle Binning, UConn (Sr., F, Oshawa, Ont.) Over the two-game series, she scored twice and added an assist while finishing the 2-0 weekend with a +2 rating.

Jennifer Friedman, NU (So., D, San Gabriel, Calif.) Had two points and a +1 rating on the weekend to help Providence sweep No. 3 UNH.

Chelsea Furlani, UVM (Colchester, Vt.) Recorded a goal in Sunday's loss to Connecticut.

Stephanie Gavronsky, NU (So., D, Sherwood Park, Alberta) Gavronsky registered three assists in two games this week.

Annie Hogan, NU (Sr., F, Medford, Mass.) Tallied two goals and an assist in two games for the Huskies over the past week.

Kelly Horan, UConn (Fr., F, Methuen, Mass.) Finished the weekend three points (1g,2a) and a +3 rating vs. Vermont over the two-game series.

Kristina Lavoie, UNH (Fr., F, Fonthill, Ont.) Tallied three points with two goals and an assist in the weekend series vs. ninth-ranked Providence.

Kristen Olychuck, UVM (Sr., F, Kelowna, B.C.) Made 44 saves over the weekend against Connecticut, including 27 in the 4-1 loss on Sunday.

Mary Restuccia, BC (So. F, Chester Springs, Pa.) Tallied a goal and an assist vs. NU on Jan. 11 and notched the game-tying goal on Thursday vs. SLU.

Alyse Ruff, PC (Jr., F, Tualatin, Ore.) Assisted on all three Providence goals on Saturday and scored a power-play goal on Sunday.

Erin Wente, UVM (Fr., F, Scottsdale, Ariz.) Recorded an assist in Saturday's 5-1 loss to Connecticut.

CAREER FIRSTS/MILESTONES/WHO'S HOT?

MICHELLE BINNING, UCONN (OSHAWA, ONT.)

HAS A SEVEN-GAME SCORING STREAK, INCLUDING A TRIO OF MULTI-POINT GAMES

JESSICA COHEN, PC (ANCHORAGE, ALASKA)

IS ON A FIVE-GAME POINT STREAK WITH A GOAL AND FIVE ASSISTS

ANNIE HOGAN, NU (MEDFORD, MASS.)

IS CURRENTLY ON A FOUR-GAME POINT STREAK DURING WHICH SHE HAS ACCUMULATED FOUR GOALS AND TWO ASSISTS

BRITTANY ESPOSITO, NU (EDMONTON, ALB.)

IS RIDING A FIVE-GAME POINT STREAK, TOTALING FOUR GOALS AND TWO HELPERS DURING THAT TIME SPAN

KRISTINA LAVOIE, UNH (FONTHILL, ONT.)

HAS SCORED A GOAL IN FIVE CONSECUTIVE GAMES WITH THREE MULTIPLE-POINT EFFORTS IN THAT SPAN

MICAELA LONG, UNH (SOUTH BOSTON, MASS.)

EXTENDED HER POINT-SCORING STREAK TO A CAREER-BEST 14 GAMES WITH AN ASSIST IN BOTH GAMES OF THE HOME-AND-HOME SERIES VS. PC

JEAN O'NEILL, PC (STRAFFORD, PA.)

HAS 10 POINTS IN HER LAST FIVE GAMES WITH FOUR GOALS AND SIX ASSISTS

ALLIE THUNSTROM, BC (MAPLEWOOD, MINN.)

RECORDED HER 125TH CAREER POINT FOR THE EAGLES, PUTTING HER IN A TIE FOR SEVENTH PLACE WITH LAURA TRAYNHAM '97 ON BC'S ALL-TIME POINTS LIST

HOCKEY EAST THREE STARS STANDINGS

At the conclusion of each Hockey East game, Hockey East "Three Stars of the Game" are selected. Here are the 2009-2010 Three Stars leaders listed below.

| Rk. | Name | Cl. | Pos. | School |
|-----|--------------------|-----|------|---------------|
| 1. | Florence Schelling | So. | G | Northeastern |
| 2. | Ashley Cottrell | So. | F | Providence |
| | Kelly Paton | Sr. | F | New Hampshire |
| | Brittany Ott | Fr. | G | Maine |
| 5. | Alyssa Wohlfeiler | Jr. | F | Northeastern |
| 6. | Melissa Haber | Sr. | G | Boston U. |



TEAM NOTES

Boston College: The Eagles will return to the ice Tuesday evening to face-off against arch-rival Boston University at 7:00 p.m. at Walter Brown Arena in Boston, Mass...freshman forward Caitlin Walsh recorded five points over the course of two games against Northeastern on Jan. 11 and St. Lawrence on Jan. 14...her three goals and two assists doubled her point total that she had amassed during the season thus far...Senior forward Allie Thunstrom registered her 125 career point for the Eagles, putting her in a tie for fifth place on BC's all-time points list with Laura Traynham '97. Thunstrom also moved into a tie for second place in Hockey East for goals scored this season with 12.

Boston University: The Terriers now have eight ties on the season which marks a new program record, after playing in seven last season...In three career games, the Terriers have never beaten the Bears, going 0-1-2 against Brown...The four goals against Yale marked the eighth time this season that the Terriers have scored exactly four goals in a game...BU is 5-0-3 this season when scoring exactly four goals and has never lost when accomplishing the feat (19-0-4 all-time)...In the past two seasons, BU has compiled a 1-0-14 record in overtime games

University of Connecticut: A pair of decisive victories in Burlington, Vt., saw the No. 9 University of Connecticut women's ice hockey team's unbeaten streak extended to six games. Senior Cristin Allen (Pickering, Ont.) on Saturday and sophomore Monique Weber each recorded three-point games at Vermont with Allen tallying her second of the season and adding a pair of assists on Saturday. Weber, who finished the weekend with a team-best four points, had a three-point game on Sunday with a goal and a pair of helpers. Weber joined senior Michelle Binning on the power-play brigade that has seen UConn score at least one power-play goal in each of the last five contests against the Catamounts. The Huskies have scored four or more goals in each of the last four games, including against Vermont on Saturday with a 5-1 victory and on Sunday with their 4-1 win.

University of Maine: Brittany Dougherty (Chesterfield, Mich.) notched the lone goal for the Black Bears. The goal was Dougherty's second of her career, and her first on the power play...Captain Amy Stech picked up her 27th career point on the play in her 120th game as a Black Bears...The Black Bears continue to kill off penalties as they only added to their third nationally ranked penalty kill on Friday night by killing off all four of the Husky power plays thing Maine has killed off 91 of the 100 power play situations it has been dealt with, good for 91.0%. This number is also good for first in the WHEA as the Black Bears have not given up a power play goal since they played at North Dakota on Nov. 27...Senior Taryn Peacock (Calgary, Alb.) currently sits just two games shy of 100 for her career and recently surpassed the 50 point plateau when she notched a pair of assists against Union.

University of New Hampshire: Three of UNH's four losses have been to Providence...UNH entered last weekend with a 4-0 record in one-goal games, then lost twice by the score of 3-2 in a home-and-home series vs. ninth-ranked Providence...UNH had not lost three consecutive games in the overall series vs. PC since the 1993-94 seasons...UNH has trailed at the second intermission each of the last three games...UNH has a 3-0-2 record vs. nationally-ranked teams...UNH has a 2-4-1 record when scoring less than three goals and an 11-0-3 mark when scoring 3+ goals...In the eight-year history of Hockey East, UNH has lost a total of 16 games, including the postseason, to league opponents; 11 have been to PC...UNH had not lost consecutive regular-season meetings vs. a Hockey East team prior to last weekend.

Northeastern University: With the Huskies' win over Maine on Friday, Northeastern won the season series with the Black Bears for the first time since the 2006-07 season...The Huskies' 14 wins this season are the most since 2001-02 when Northeastern posted 27 victories and advanced to the ECAC Eastern Finals...The seven-goal output vs. BC was the Huskies' highest since Feb. 3, 2004, an 8-0 win over Boston University in the opening round of the Beanpot. The team's previous high this season was five goals vs. Maine on Nov. 14...Northeastern's three power play goals vs. BC were the most in a single game since the opening game of last season, a 3-2 win over RPI (three PP goals) on Oct. 3, 2008...Northeastern's four goals in the third period vs. BC were the most in a single period since the Huskies scored five in the second period against Maine on Dec. 3, 2006...The Huskies are 11-0-0 this season when junior Alyssa Wohlfeiler (Saugus, Calif.) records a point in a game.

Providence College: The Friars came into the week ranked (No. 9) in the nation for the first time since the preseason poll in 2008-09...Providence finished the weekend 2-0 with a pair of 3-2 victories over No. 3 UNH, earning a season sweep of the Wildcats...The Friars swept UNH in the regular season for the first time since 1983-84...PC is on its longest unbeaten streak (6-0-2) since finishing the 2002-03 season on a 10-0 run...Junior forward Jean O'Neill has recorded 10 points (4G,6A) in her last five games after tallying 10 points in the first 20 games...The Friars now have two players on five-game point streaks as freshman Jessica Cohen (Anchorage, Alaska) has tallied a goal and five assists in her last five games...Coach Bob Deraney earned his 200th career victory, all at Providence, on Sunday...He becomes only the second coach (John Marchetti) in PC women's hockey history with 200 victories...Providence will host its Skating Strides game on Saturday against Boston College at 2:00 p.m. to benefit breast cancer awareness.

University of Vermont: The University of Vermont dropped a weekend series to Hockey East foe No. 9 Connecticut Huskies...Friday's game was the first home game for the Catamounts since Nov. 28...UVM has been the most successful in the second period this year, scoring 18 of their 37 goals in the middle period...Senior Chelsea Furlani scored her seventh goal of the season in Sunday's 4-1 loss to Connecticut...The goal gives her 46 career points at UVM and moves her into 4th all-time in the Vermont record book...Junior Celeste Doucet (Memramcook, New Brunswick) scored a goal on Saturday, which gave her a streak of three consecutive games with a point...Freshman Erin Wente (Scottsdale, Ariz.) recorded an assist in Saturday's loss, which gave her a point in back-to-back games for the first time in her career.

WHEA WEEKLY AND MONTHLY AWARD WINNERS

PURE HOCKEY PLAYER OF THE WEEK

| <u>Week</u> | <u>Player (School)</u> |
|--------------------|---|
| Sept. 28 | Jennie Gallo (Maine) |
| Oct. 5 | Jillian Kirchner (Boston University) |
| Oct. 12 | Kailey Nash (Vermont) |
| Oct. 19 | Jenelle Kohanchuk (Boston University) |
| Oct. 26 | Michelle Binning (Connecticut) |
| Nov. 2 | Kelly Paton (New Hampshire) |
| Nov. 9 | Courtney Birchard (New Hampshire) |
| Nov. 16 | Ashley Cottrell (Providence College) |
| Nov. 23 | Kelly Paton (New Hampshire) |
| Nov. 30 | Kelly Paton (New Hampshire) |
| Dec. 7 | Jenna Ouellette (Maine) |
| Dec. 14 | Micaela Long (New Hampshire) |
| Jan. 5 | Michelle Binning (Connecticut) Alyse Ruff (Providence College) |
| Jan. 11 | Melissa Anderson (Boston University) |
| Jan. 18 | Jean O'Neill (Providence College) |

BAUER ROOKIE OF THE WEEK

| <u>Week</u> | <u>Player (School)</u> |
|--------------------|--|
| Sept. 28 | Brianne Kilgour (Maine) |
| Oct. 5 | Jessica Cohen (Providence College) |
| Oct. 12 | Elisabeth Stathopoulos (Connecticut) |
| Oct. 19 | Jessica Cohen (Providence College) |
| Oct. 26 | Brittany Skudder (New Hampshire) |
| Nov. 2 | Brittany Esposito (Northeastern) |
| Nov. 9 | Jill Cardella (Boston University) |
| Nov. 16 | Nicole Anderson (Providence College) Corinne Boyes (Boston College) |
| Nov. 23 | Blake Bolden (Boston College) |
| Nov. 30 | Brittany Dougherty (Maine) |
| Dec. 7 | Jessica Vella (Providence College) |
| Dec. 14 | Corinne Boyes (Boston College) |
| Jan. 5 | Brittany Esposito (Northeastern) |
| Jan. 11 | Kristina Lavoie (New Hampshire) |
| Jan. 18 | Caitlin Walsh (Boston College) |

HOCKEY EAST DEFENSIVE PLAYER OF THE WEEK

| <u>Week</u> | <u>Player (School)</u> |
|--------------------|---|
| Sept. 28 | Candice Currier (Maine) |
| Oct. 5 | Florence Schelling (Northeastern) |
| Oct. 12 | Florence Schelling (Northeastern) |
| Oct. 19 | Kristen Olychuck (Vermont) |
| Oct. 26 | Leah Sulyma (Northeastern) |
| Nov. 2 | Florence Schelling (Northeastern) |
| Nov. 9 | Genevieve Lacasse (Providence College) Florence Schelling (Northeastern) |
| Nov. 16 | Florence Schelling (Northeastern) |
| Nov. 23 | Lindsey Minton (New Hampshire) |
| Nov. 30 | Florence Schelling (Northeastern) |
| Dec. 7 | Alexandra Garcia (Connecticut) |
| Dec. 14 | Alexandra Garcia (Connecticut) Kayley Herman (New Hampshire) |
| Jan. 5 | Genevieve Lacasse (Providence College) |
| Jan. 11 | Genevieve Lacasse (Providence College) Leah Sulyma (Northeastern) |
| Jan. 18 | Cristin Allen (Connecticut) |

HOCKEY EAST PLAYER OF THE MONTH

| <u>Month</u> | <u>Player (School)</u> |
|---------------------|-------------------------------|
| Oct. | Kelly Paton (New Hampshire) |
| Nov. | Kelly Paton (New Hampshire) |
| Dec. | Jenna Ouellette (Maine) |

HOCKEY EAST ROOKIE OF THE MONTH

| <u>Month</u> | <u>Player (School)</u> |
|---------------------|------------------------------------|
| Oct. | Jessica Cohen (Providence College) |
| Nov. | Jill Cardella (Boston University) |
| Dec. | Kristina Lavoie (New Hampshire) |

BAUER GOALTENDER OF THE MONTH

| <u>Month</u> | <u>Player (School)</u> |
|---------------------|--|
| Oct. | Florence Schelling (Northeastern) |
| Nov. | Florence Schelling (Northeastern) |
| Dec. | Genevieve Lacasse (Providence College) |



Boston College
5-8-9 Overall
(4-4-4-4 WHEA)

OCTOBER

2 at Clarkson L, 1-5
3 at Clarkson T, 1-1 OT
9 SYRACUSE T, 3-3 OT
10 COLGATE W, 5-3
13 NORTHEASTERN * L, 2-3
16 QUINNIPIAC T, 1-1
18 MAINE * T, 1-1 (SOW)

NOVEMBER

2 at Boston University * W, 2-1
6 VERMONT * W, 3-0
7 VERMONT * L, 1-5
14 at Connecticut * T, 0-0 (SOW)
15 CONNECTICUT * W, 4-0
18 BOSTON UNIVERSITY * L, 0-4
20 at Vermont * T, 3-3 OT (SOW)
27 MINNESOTA-DULUTH L, 0-3
28 MINNESOTA-DULUTH L, 1-5

DECEMBER

4 NORTHEASTERN * W, 3-2 OT
8 NEW HAMPSHIRE * L, 0-4
11 PROVIDENCE * T, 2-2 (SOW)

JANUARY

9 YALE T, 3-3 OT
14 ST. LAWRENCE T, 3-3 OT
15 ST. LAWRENCE L, 0-4
19 at Boston University * 7pm
23 at Providence * 2pm
24 PROVIDENCE * 2pm
27 at Dartmouth 7pm
30 at Northeastern * 2pm

FEBRUARY

2 vs. Harvard (BP) 8pm
6 at Connecticut * 1pm
9 vs. BU/Northeastern (BP) 5/8pm
12 at Maine * 7pm
13 at Maine * 2pm
20 at New Hampshire * 2pm
21 NEW HAMPSHIRE * 7pm

* denotes Hockey East game
Home games in CAPS



Boston University
8-6-8 Overall
(4-4-3-2 WHEA)

SEPTEMBER

25 DURHAM JR. (Exh) W, 7-1

OCTOBER

2 OHIO STATE T, 1-1 OT
3 OHIO STATE T, 4-4 OT
9 ROBERT MORRIS W, 4-3 OT
16 at Wayne State T, 4-4 OT
17 at Wayne State W, 4-2
23 at St. Lawrence T, 2-2 OT
24 at Clarkson L, 2-7
31 at Providence * W, 3-1

NOVEMBER

2 BOSTON COLLEGE * L, 1-2
6 NEW HAMPSHIRE * L, 3-4
7 at New Hampshire * T, 4-4OT (SOW)
11 VERMONT * W, 4-0
14 PROVIDENCE * (Agganis) W, 5-3
15 at Providence * L, 2-6
18 at Boston College * W, 4-0
24 at Maine * (Lewiston) T, 1-1 (SOW)
27 at Princeton L, 1-3
28 at Princeton W, 3-2

DECEMBER

4 at Connecticut * L, 3-4
5 CONNECTICUT * T, 1-1 (SOL)

JANUARY

8 YALE W, 4-1
10 BROWN T, 5-5 OT
19 BOSTON COLLEGE 7pm
22 at Vermont * 7pm
23 at Vermont * 4pm
26 at Northeastern * 7pm
29 CONNECTICUT * 7pm

FEBRUARY

2 vs. Northeastern (BP) 5pm
6 at New Hampshire * 2pm
9 vs. BC/Harvard (BP) 5/8pm
13 NORTHEASTERN * 3pm
14 at Northeastern * 2pm
20 MAINE * 3pm
21 MAINE * 3pm



Connecticut
13-6-5 Overall
(4-3-4-1 WHEA)

SEPTEMBER

25 DAWSON (Exh) W, 6-0

OCTOBER

3 at New Hampshire * L, 1-3
4 at Northeastern * T, 1-1 (SOL)
9 at St. Lawrence W, 2-1
10 at Clarkson L, 0-4
16 SYRACUSE W, 3-2
17 COLGATE L, 2-5
23 at Brown W, 8-1
24 UNION W, 4-1
31 at New Hampshire * L, 1-3

NOVEMBER

1 PROVIDENCE * T, 1-1 (SOL)
8 at Maine * W, 7-2
14 BOSTON COLLEGE * T, 0-0 (SOL)
15 at Boston College * L, 0-4
27 vs. Quinnipiac \$ W, 1-0
28 vs. Yale \$ W, 6-1

DECEMBER

4 BOSTON UNIVERSITY * W, 4-3
5 at Boston University * T, 1-1 (SOW)
8 at Harvard L, 1-2

JANUARY

2 DARTMOUTH W, 3-2
3 DARTMOUTH T, 3-3 OT
8 at Robert Morris (Mellon) W, 4-2
9 at Robert Morris W, 4-0
16 at Vermont * W, 5-1
17 at Vermont * W, 4-1
22 MAINE * 7pm
23 MAINE * 4pm
29 at Boston University * 7pm
30 VERMONT * 2pm

FEBRUARY

6 BOSTON COLLEGE * 1pm
7 NEW HAMPSHIRE * 1pm
12 at Providence * 7pm
13 PROVIDENCE * 4pm
20 NORTHEASTERN * 1pm
21 at Northeastern * 1pm

\$ denotes Nutmeg Classic (New Haven, Conn.)



Maine
6-11-5 Overall
(3-6-3-1 WHEA)

SEPTEMBER

25 SACRED HEART W, 9-0
26 SACRED HEART W, 11-4

OCTOBER

2 at Providence * L, 0-4
3 at Providence * L, 1-2
9 MINNESOTA STATE L, 2-5
10 MINNESOTA STATE L, 1-2
18 at Boston College * T, 1-1 (SOL)
23 ROBERT MORRIS L, 1-3
24 ROBERT MORRIS L, 0-1 OT

NOVEMBER

1 at New Hampshire * L, 0-5
6 PROVIDENCE * T, 2-2 OT (SOW)
8 CONNECTICUT * L, 2-7
14 at Northeastern * L, 1-5
15 at Northeastern * W, 1-0
24 BOSTON UNIVERSITY * T, 1-1 (SOL)
(at Lewiston, Maine)
27 at North Dakota T, 5-5 OT
28 at North Dakota T, 3-3

DECEMBER

4 VERMONT * W, 4-1
5 VERMONT * W, 1-0
11 at Union L, 3-4
12 at Union W, 4-0

JANUARY

2 MONCTON (Exh) W, 4-2
3 MONCTON (Exh) W, 6-3
15 NORTHEASTERN * L, 1-3
22 at Connecticut * 7pm
23 at Connecticut * 4pm
29 NEW HAMPSHIRE * 7pm
30 NEW HAMPSHIRE * 2pm

FEBRUARY

6 at Vermont * 2pm
12 BOSTON COLLEGE * 7pm
13 BOSTON COLLEGE * 2pm
20 at Boston University * 3pm
21 at Boston University * 3pm



New Hampshire
13-4-4 Overall
(7-3-1-0 WHEA)

SEPTEMBER
26 Durham Jr. (Exh) W, 13-0

OCTOBER
3 CONNECTICUT * W, 3-1
4 QUINNIPIAC W, 4-0
9 COLGATE W, 4-0
10 SYRACUSE W, 2-1
17 NIAGARA T, 3-3 OT
18 NIAGARA W, 6-1
23 at Clarkson L, 2-6
24 at St. Lawrence T, 3-3 OT
31 CONNECTICUT * W, 3-1

NOVEMBER
1 MAINE * W, 5-0
6 at Boston University * W, 4-3
7 BOSTON UNIVERSITY * T, 4-4 OT (SOL) PPD
14 at Vermont * T, 1-1 OT
18 at Harvard W, 4-3
21 RENSSELAER W, 2-1
29 at Northeastern * W, 2-1

DECEMBER
5 PROVIDENCE * L, 1-4
8 at Boston College * W, 4-0
12 at Dartmouth W, 4-1

JANUARY
8 vs. Northeastern * W, 4-3
(at Fenway Park)
16 PROVIDENCE * L, 2-3
17 at Providence * L, 2-3
20 NORTHEASTERN * 7pm
29 at Maine * 7pm
30 at Maine * 2pm

FEBRUARY
6 BOSTON UNIVERSITY * 2pm
7 at Connecticut * 1pm
13 VERMONT * 2pm
14 VERMONT * 2pm
20 BOSTON COLLEGE * 2pm
21 at Boston College * 7pm



Northeastern
14-5-2 Overall
(8-4-2-1 WHEA)

SEPTEMBER
26 DAWSON (Exh) W, 2-1
27 MCGILL (Exh) L, 1-3

OCTOBER
3 UNION W, 4-1
4 CONNECTICUT * T, 1-1 (SOW)
10 ROBERT MORRIS W, 4-0
13 at Boston College * W, 3-2
17 QUINNIPIAC L, 0-1
23 BEMIDJI STATE W, 2-1
24 BEMIDJI STATE W, 3-2
30 at Vermont * W, 3-0
31 at Vermont * W, 1-0

NOVEMBER
8 at Providence * T, 1-1 OT (SOL)
14 MAINE * W, 5-1
15 MAINE * L, 0-1
20 at Providence * W, 4-3
25 VERMONT * W, 1-0
29 NEW HAMPSHIRE * L, 1-2

DECEMBER
4 at Boston College * L, 2-3 OT

JANUARY
1 at Yale W, 3-0
5 at Princeton W, 4-0
8 vs. New Hampshire L, 3-4
(at Fenway Park)
11 BOSTON COLLEGE * W, 7-4
15 at Maine * W, 3-1
20 at New Hampshire * 7pm
23 at Niagara 7pm
24 at Niagara 2pm
26 BOSTON UNIVERSITY * 7pm
30 BOSTON COLLEGE * 2pm

FEBRUARY
2 vs. Boston University (BP) 5pm
6 PROVIDENCE * 2pm
9 vs. BC/Harvard (BP) 5/8pm
13 at Boston University * 3pm
14 BOSTON UNIVERSITY * 2pm
20 at Connecticut * 1pm
21 CONNECTICUT * 1pm

* denotes Hockey East game
Home games in CAPS



Vermont
6-16-1 Overall
(1-9-1-0 WHEA)

OCTOBER
4 MCGILL (Exh) L, 1-2 OT
9 UNION W, 2-0
10 UNION W, 4-1
16 CLARKSON L, 0-4
17 CLARKSON W, 4-1
23 PRINCETON W, 4-3
24 PRINCETON L, 2-7
30 NORTHEASTERN * L, 0-3
31 NORTHEASTERN * L, 0-1

NOVEMBER
6 at Boston College * L, 0-3
7 at Boston College * W, 5-1
11 at Boston University * L, 0-4
14 NEW HAMPSHIRE * PPD
20 BOSTON COLLEGE * T, 3-3 OT (SOL)
25 at Northeastern * L, 0-1
28 DARTMOUTH L, 3-4

DECEMBER
4 at Maine * L, 1-4
5 at Maine * L, 0-1
30 at Dartmouth L, 2-4

JANUARY
2 at Yale L, 1-3
3 at Brown L, 0-2
8 at Wayne State L, 2-5
9 at Wayne State W, 2-1
16 CONNECTICUT * L, 1-5
17 CONNECTICUT * L, 1-4
22 BOSTON UNIVERSITY * 7pm
23 BOSTON UNIVERSITY * 4pm
29 at Providence * 7pm
30 at Connecticut * 2pm

FEBRUARY
6 MAINE * 2pm
13 at New Hampshire * 2pm
14 at New Hampshire * 2pm
19 PROVIDENCE * 7pm
20 PROVIDENCE * 4pm



Providence
10-7-8 Overall
(6-3-4-2 WHEA)

SEPTEMBER
26 MCGILL (Exh) L, 4-7

OCTOBER
2 MAINE * W, 4-0
3 MAINE * W, 2-1
9 at Clarkson L, 2-3 OT
10 at St. Lawrence T, 3-3 OT
16 COLGATE W, 4-1
17 SYRACUSE L, 1-3
23 YALE T, 2-2 OT
25 BROWN (Mayor's Cup) L, 1-5
31 BOSTON UNIVERSITY * L, 1-3

NOVEMBER
1 at Connecticut * T, 1-1 (SOW)
6 at Maine * T, 2-2 (SOL)
8 NORTHEASTERN * T, 1-1 (SOW)
14 at Boston U. * (Agganis) L, 3-5
15 BOSTON UNIVERSITY * W, 6-2
20 NORTHEASTERN * L, 3-4
27 WISCONSIN T, 2-2 OT
28 WISCONSIN L, 1-4

DECEMBER
5 at New Hampshire * W, 4-1
11 at Boston College * T, 2-2 (SOL)

JANUARY
2 at St. Cloud State T, 4-4 OT
3 vs. Minnesota State (at SCSU) W, 2-0
9 CORNELL W, 6-3
10 CORNELL W, 3-0
16 at New Hampshire * W, 3-2
17 NEW HAMPSHIRE * W, 3-2
23 BOSTON COLLEGE * 2pm
24 at Boston College * 2pm
29 VERMONT * 7pm
30 at Harvard 4pm

FEBRUARY
6 at Northeastern * 2pm
12 CONNECTICUT * 7pm
13 at Connecticut * 4pm
19 at Vermont * 7pm
20 at Vermont * 4pm

National Category Leaders

| Points Per Game | | GP | G-A-P | P/GM | |
|-----------------|--------------------|------------------|---------|----------|------|
| 1 | Jesse Scanzano | Mercyhurst | JR F 18 | 15-23-38 | 2.11 |
| 2 | Vicki Bendus | Mercyhurst | JR F 21 | 17-25-42 | 2.00 |
| 3 | Stacey Hochkins | Holy Cross | SO F 15 | 17-12-29 | 1.93 |
| 4 | Jocelyn Kratchmer | Holy Cross | JR F 15 | 13-13-26 | 1.73 |
| 5 | Bailey Bram | Mercyhurst | SO F 21 | 19-16-35 | 1.67 |
| | Kelly Paton | New Hampshire | SR F 21 | 13-22-35 | 1.67 |
| 7 | Micaela Long | New Hampshire | SR F 21 | 9-25-34 | 1.62 |
| 8 | Jess Jones | Mercyhurst | SO F 21 | 11-20-31 | 1.48 |
| 9 | Sarah Parsons | Dartmouth | SR F 18 | 14-11-25 | 1.39 |
| 10 | Emmanuelle Blais | Minnesota Duluth | SR F 24 | 14-19-33 | 1.38 |
| 11 | Emily West | Minnesota | JR F 24 | 15-17-32 | 1.33 |
| | Hokey Langan | Ohio State | FR F 24 | 13-19-32 | 1.33 |
| 13 | Ashley Cockell | Mercyhurst | JR F 21 | 15-12-27 | 1.29 |
| 14 | Amanda Trunzo | Dartmouth | JR F 17 | 11-10-21 | 1.24 |
| | Kate Buesser | Harvard | JR F 17 | 7-14-21 | 1.24 |
| 16 | Dominique Thibault | Clarkson | SR F 23 | 14-14-28 | 1.22 |
| | Vanessa Emond | St. Lawrence | SO F 23 | 14-14-28 | 1.22 |
| 18 | Lauren Fontaine | Sacred Heart | JR F 19 | 13-10-23 | 1.21 |
| 19 | Holly Roberts | St. Cloud State | SR F 24 | 10-19-29 | 1.21 |
| | Caitlin Hogan | St. Cloud State | SR F 24 | 14-15-29 | 1.21 |
| | Isabel Menard | Syracuse | FR F 24 | 11-18-29 | 1.21 |
| 22 | Jenna Ouellette | Maine | SR F 22 | 11-15-26 | 1.18 |
| 23 | Felicia Nelson | St. Cloud State | SR F 21 | 19-5-24 | 1.14 |
| 24 | Laura Fridfinnson | Minnesota Duluth | JR F 22 | 10-15-25 | 1.14 |
| | Natalie Spooner | Ohio State | SO F 22 | 13-12-25 | 1.14 |

| Goals Against Average | | Minutes | GA | GAA | | |
|-----------------------|----------------------|-------------------|----|---------|----|------|
| 1 | Monique Gallant | Holy Cross | JR | 564:39 | 8 | 0.85 |
| 2 | Noora R%oty | Minnesota | FR | 1077:25 | 16 | 0.89 |
| 3 | Florence Schelling | Northeastern | SO | 1027:14 | 22 | 1.29 |
| 4 | Christina Kessler | Harvard | SR | 907:47 | 21 | 1.39 |
| 5 | Victoria Vigilanti | Quinnipiac | FR | 1364:57 | 35 | 1.54 |
| 6 | Lauren Dahm | Clarkson | JR | 1394:55 | 37 | 1.59 |
| 7 | Alannah McCready | Wisconsin | SR | 582:33 | 16 | 1.65 |
| 8 | Kayley Herman | New Hampshire | JR | 684:33 | 19 | 1.67 |
| 9 | Amanda Mazzotta | Cornell | SO | 1087:32 | 32 | 1.77 |
| 10 | Carly Dominick-Sobol | Holy Cross | SO | 339:40 | 10 | 1.77 |
| 11 | Alexandra Garcia | Connecticut | SO | 1196:34 | 36 | 1.81 |
| 12 | Hillary Pattenden | Mercyhurst | SO | 1232:15 | 38 | 1.85 |
| 13 | Rachel Weber | Princeton | SO | 641:17 | 21 | 1.96 |
| 14 | Zuzana Tomcikova | Bemidji State | SO | 1219:54 | 40 | 1.97 |
| 15 | Delayne Brian | Wayne State | SO | 656:36 | 22 | 2.01 |
| 16 | Sonja van der Blik | Rensselaer | JR | 1281:06 | 44 | 2.06 |
| 17 | Becca Ruegsegger | Wisconsin | FR | 869:52 | 30 | 2.07 |
| 18 | Genevieve Lacasse | Providence | SO | 1526:01 | 53 | 2.08 |
| 19 | Jennifer Harss | Minnesota Duluth | FR | 1423:04 | 51 | 2.15 |
| 20 | Jenni Bauer | Niagara | JR | 1213:57 | 44 | 2.17 |
| 21 | Cassie Seguin | Princeton | FR | 634:13 | 23 | 2.18 |
| 22 | Lindsay Minton | New Hampshire | SO | 590:46 | 22 | 2.23 |
| 23 | Brittony Chartier | St. Lawrence | SR | 999:57 | 38 | 2.28 |
| 24 | Jorid Dagfinrud | North Dakota | FR | 657:38 | 25 | 2.28 |
| 25 | Melissa Haber | Boston University | SR | 1149:01 | 44 | 2.30 |

| Points Per Game (Defensemen) | | GP | G-A-P | P/GM | |
|------------------------------|---------------------|------------------|---------|---------|------|
| 1 | Lisa Wilson | Holy Cross | SR D 15 | 3-11-14 | 0.93 |
| 2 | Courtney Birchard | New Hampshire | JR D 21 | 8-11-19 | 0.90 |
| | Britni Smith | St. Lawrence | SR D 21 | 7-12-19 | 0.90 |
| 4 | Cassee Schols | Mercyhurst | JR D 21 | 2-15-17 | 0.81 |
| 5 | Anne Schleper | Minnesota | SO D 24 | 9-10-19 | 0.79 |
| 6 | Nicole Palazzo | Sacred Heart | SO D 17 | 2-11-13 | 0.76 |
| 7 | Laura Fortino | Cornell | FR D 16 | 5-7-12 | 0.75 |
| 8 | Melissa Lacroix | Mercyhurst | JR D 21 | 1-14-15 | 0.71 |
| 9 | Megan Bozek | Minnesota | FR D 24 | 5-12-17 | 0.71 |
| 10 | Lauriane Rougeau | Cornell | FR D 16 | 3-8-11 | 0.69 |
| 11 | Cristine Allen | Connecticut | SR D 24 | 2-14-16 | 0.67 |
| | Rachel Davis | Ohio State | SR D 24 | 4-12-16 | 0.67 |
| 13 | Jaime Rasmussen | Minnesota Duluth | SR D 24 | 5-10-15 | 0.62 |
| 14 | Sasha Nanji | Dartmouth | FR D 18 | 2-9-11 | 0.61 |
| 15 | Jordan Brickner | Colgate | FR D 22 | 5-8-13 | 0.59 |
| 16 | Cori Bassett | Harvard | SR D 17 | 3-7-10 | 0.59 |
| 17 | Jamie Mey | Sacred Heart | SO D 16 | 2-7-9 | 0.56 |
| 18 | Sami Evelyn | Connecticut | SO D 24 | 3-10-13 | 0.54 |
| | Brittany Maschmeyer | Syracuse | SR D 24 | 1-12-13 | 0.54 |
| | Geena Prough | Wisconsin | JR D 24 | 7-6-13 | 0.54 |

| Save Percentage | | Saves | GA | Save % | | |
|-----------------|----------------------|-------------------|----|--------|----|------|
| 1 | Noora R%oty | Minnesota | FR | 436 | 16 | .965 |
| 2 | Florence Schelling | Northeastern | SO | 450 | 22 | .953 |
| 3 | Christina Kessler | Harvard | SR | 351 | 21 | .944 |
| 4 | Monique Gallant | Holy Cross | JR | 129 | 8 | .942 |
| 5 | Zuzana Tomcikova | Bemidji State | SO | 633 | 40 | .941 |
| 6 | Carly Dominick-Sobol | Holy Cross | SO | 156 | 10 | .940 |
| 7 | Victoria Vigilanti | Quinnipiac | FR | 542 | 35 | .939 |
| 8 | Lauren Dahm | Clarkson | JR | 525 | 37 | .934 |
| 9 | Jennifer Harss | Minnesota Duluth | FR | 690 | 51 | .931 |
| 10 | Ashley Nixon | St. Cloud State | JR | 625 | 48 | .929 |
| 11 | Kayley Herman | New Hampshire | JR | 238 | 19 | .926 |
| 12 | Genevieve Lacasse | Providence | SO | 652 | 53 | .925 |
| 13 | Alannah McCready | Wisconsin | SR | 196 | 16 | .925 |
| 14 | Alexandra Garcia | Connecticut | SO | 434 | 36 | .923 |
| 15 | Alana Marcinko | Union | FR | 504 | 42 | .923 |
| 16 | Corinne Boyles | Boston College | FR | 439 | 37 | .922 |
| 17 | Delayne Brian | Wayne State | SO | 258 | 22 | .921 |
| 18 | Brittany Ott | Maine | FR | 370 | 33 | .918 |
| 19 | Becca Ruegsegger | Wisconsin | FR | 335 | 30 | .918 |
| 20 | Melissa Haber | Boston University | SR | 491 | 44 | .918 |

| Points Per Game (Freshmen) | | GP | G-A-P | P/GM | |
|----------------------------|-----------------------|-------------------|-------|----------|------|
| 1 | Hokey Langan | Ohio State | F 24 | 13-19-32 | 1.33 |
| 2 | Isabel Menard | Syracuse | F 24 | 11-18-29 | 1.21 |
| 3 | Katherine Wilson | Minnesota Duluth | F 24 | 12-12-24 | 1.00 |
| 4 | Jillian Dempsey | Harvard | F 17 | 7-9-16 | 0.94 |
| 5 | Kristina Lavoie | New Hampshire | F 21 | 10-9-19 | 0.90 |
| 6 | Camille Dumais | Dartmouth | F 18 | 5-11-16 | 0.89 |
| 7 | Jenna Hendrixx | Niagara | F 20 | 10-7-17 | 0.85 |
| 8 | Heather Hughes | Quinnipiac | F 23 | 10-9-19 | 0.83 |
| 9 | Caroline English | Holy Cross | F 15 | 3-9-12 | 0.80 |
| 10 | Brittany Phillips | Colgate | F 24 | 11-8-19 | 0.79 |
| | Holly Carrie-Mattimoe | Syracuse | F 24 | 7-12-19 | 0.79 |
| 12 | Kristine Horn | New Hampshire | F 21 | 6-10-16 | 0.76 |
| 13 | Laura Fortino | Cornell | D 16 | 5-7-12 | 0.75 |
| | Audrey Cournoyer | Minnesota Duluth | F 24 | 4-14-18 | 0.75 |
| 15 | Kelly Sabatine | St. Lawrence | F 22 | 6-10-16 | 0.73 |
| 16 | Megan Bozek | Minnesota | D 24 | 5-12-17 | 0.71 |
| 17 | Lauriane Rougeau | Cornell | D 16 | 3-8-11 | 0.69 |
| 18 | Julie Ingratta | Wayne State | F 19 | 5-8-13 | 0.68 |
| 19 | Jill Cardella | Boston University | F 22 | 10-5-15 | 0.68 |
| 20 | Rebecca O'Quinn | Holy Cross | F 15 | 1-9-10 | 0.67 |
| | Brittany Esposito | Northeastern | F 21 | 6-8-14 | 0.67 |
| | Casey Pickett | Northeastern | F 21 | 7-7-14 | 0.67 |

| Winning Percentage | | W-L-T | Win % | | |
|--------------------|----------------------|-------------------|-------|---------|------|
| 1 | Monique Gallant | Holy Cross | JR | 8-0-1 | .944 |
| 2 | Hillary Pattenden | Mercyhurst | SO | 17-1-3 | .881 |
| 3 | Carly Dominick-Sobol | Holy Cross | SO | 5-1-0 | .833 |
| 4 | Noora R%oty | Minnesota | FR | 12-2-4 | .778 |
| 5 | Kayley Herman | New Hampshire | JR | 7-2-2 | .727 |
| 6 | Lauren Dahm | Clarkson | JR | 15-5-3 | .717 |
| 7 | Christina Kessler | Harvard | SR | 9-3-3 | .700 |
| | Alannah McCready | Wisconsin | SR | 7-3-0 | .700 |
| | Lindsay Minton | New Hampshire | SO | 6-2-2 | .700 |
| 10 | Jennifer Harss | Minnesota Duluth | FR | 15-7-2 | .667 |
| 11 | Florence Schelling | Northeastern | SO | 10-5-2 | .647 |
| 12 | Alexandra Garcia | Connecticut | SO | 10-5-5 | .625 |
| 13 | Delayne Brian | Wayne State | SO | 5-3-2 | .600 |
| 14 | Amanda Mazzotta | Cornell | SO | 9-6-3 | .583 |
| | Brittony Chartier | St. Lawrence | SR | 8-5-5 | .583 |
| 16 | Melissa Haber | Boston University | FR | 8-5-6 | .579 |
| 17 | Victoria Vigilanti | Quinnipiac | FR | 10-7-6 | .565 |
| 18 | Lucy Schoedel | Syracuse | SR | 13-10-1 | .562 |
| 19 | Genevieve Lacasse | Providence | SO | 10-7-8 | .560 |
| 20 | Rachel Weber | Princeton | SO | 5-4-0 | .556 |

National Category Leaders

| Goals Per Game | | GP | G | G/GM |
|----------------|-------------------------------------|------|-------|------|
| 1 | Stacey Hochkins Holy Cross | SO F | 15 17 | 1.13 |
| 2 | Bailey Bram Mercyhurst | SO F | 21 19 | 0.90 |
| | Felicia Nelson St. Cloud State | SR F | 21 19 | 0.90 |
| 4 | Jocelyn Kratchmer Holy Cross | JR F | 15 13 | 0.87 |
| 5 | Jesse Scanzano Mercyhurst | JR F | 18 15 | 0.83 |
| 6 | Vicki Bendus Mercyhurst | JR F | 21 17 | 0.81 |
| 7 | Sarah Parsons Dartmouth | SR F | 18 14 | 0.78 |
| 8 | Nicola Garat Holy Cross | SO F | 15 11 | 0.73 |
| 9 | Ashley Cockell Mercyhurst | JR F | 21 15 | 0.71 |
| 10 | Lauren Fontaine Sacred Heart | JR F | 19 13 | 0.68 |
| 11 | Brooke Ammerman Wisconsin | SO F | 23 15 | 0.65 |
| 12 | Amanda Trunzo Dartmouth | JR F | 17 11 | 0.65 |
| 13 | Michelle Binning Connecticut | SR F | 24 15 | 0.62 |
| | Emily West Minnesota | JR F | 24 15 | 0.62 |
| 15 | Kelly Paton New Hampshire | SR F | 21 13 | 0.62 |
| 16 | Dominique Thibault Clarkson | SR F | 23 14 | 0.61 |
| | Vanessa Emond St. Lawrence | SO F | 23 14 | 0.61 |
| 18 | Natalie Spooner Ohio State | SO F | 22 13 | 0.59 |
| 19 | Katie Stewart Colgate | SR F | 24 14 | 0.58 |
| | Emmanuelle Blais Minnesota Duluth | SR F | 24 14 | 0.58 |
| | Caitlin Hogan St. Cloud State | SR F | 24 14 | 0.58 |
| 22 | Jenelle Kohanchuk Boston University | SO F | 21 12 | 0.57 |
| 23 | Jenna Cunningham Dartmouth | SR F | 18 10 | 0.56 |
| 24 | Katrina Protopapas Wayne State | SR F | 20 11 | 0.55 |
| 25 | Hokey Langan Ohio State | FR F | 24 13 | 0.54 |

| Assists Per Game | | GP | A | A/GM |
|------------------|------------------------------------|------|-------|------|
| 1 | Jesse Scanzano Mercyhurst | JR F | 18 23 | 1.28 |
| 2 | Vicki Bendus Mercyhurst | JR F | 21 25 | 1.19 |
| | Micaela Long New Hampshire | SR F | 21 25 | 1.19 |
| 4 | Kelly Paton New Hampshire | SR F | 21 22 | 1.05 |
| 5 | Jess Jones Mercyhurst | SO F | 21 20 | 0.95 |
| 6 | Jocelyn Kratchmer Holy Cross | JR F | 15 13 | 0.87 |
| 7 | Kate Buesser Harvard | JR F | 17 14 | 0.82 |
| 8 | Catherine White Cornell | SO F | 16 13 | 0.81 |
| 9 | Stacey Hochkins Holy Cross | SO F | 15 12 | 0.80 |
| 10 | Emmanuelle Blais Minnesota Duluth | SR F | 24 19 | 0.79 |
| | Hokey Langan Ohio State | FR F | 24 19 | 0.79 |
| | Holly Roberts St. Cloud State | SR F | 24 19 | 0.79 |
| 13 | Bailey Bram Mercyhurst | SO F | 21 16 | 0.76 |
| 14 | Laura McIntosh Ohio State | SO F | 24 18 | 0.75 |
| | Isabel Menard Syracuse | FR F | 24 18 | 0.75 |
| 16 | Lisa Wilson Holy Cross | SR D | 15 11 | 0.73 |
| | Casaea Schols Mercyhurst | JR D | 21 15 | 0.71 |
| 18 | Emily West Minnesota | JR F | 24 17 | 0.71 |
| | Meaghan Pezon St. Cloud State | SR F | 24 17 | 0.71 |
| 20 | Britney Selina Clarkson | SR F | 23 16 | 0.70 |
| 21 | Jenna Ouellette Maine | SR F | 22 15 | 0.68 |
| | Laura Fridfinnson Minnesota Duluth | JR F | 22 15 | 0.68 |
| 23 | Raelyn LaRocque Ohio State | SR F | 24 16 | 0.67 |
| | Melissa Anderson Boston University | SR F | 21 14 | 0.67 |
| | Melissa Lacroix Mercyhurst | JR D | 21 14 | 0.67 |

| Power Play Goals | | GP | PPG/G | PPG | |
|------------------|--------------------------------|------|-------|------|---|
| 1 | Katrina Protopapas Wayne State | SR F | 20 | 0.45 | 9 |
| | Bailey Bram Mercyhurst | SO F | 21 | 0.43 | 9 |
| | Felicia Nelson St. Cloud State | SR F | 21 | 0.43 | 9 |
| 4 | Chelsea Karpenko Cornell | SO F | 19 | 0.37 | 7 |
| | Kailey Nash Vermont | SO F | 22 | 0.32 | 7 |
| 6 | Erin Johnson Bemidji State | JR F | 22 | 0.27 | 6 |
| | Melissa Waldie Clarkson | JR F | 23 | 0.26 | 6 |
| | Whitney Naslund Rensselaer | SR F | 23 | 0.26 | 6 |
| | Julie Rising Syracuse | JR F | 24 | 0.25 | 6 |
| | Nicole Anderson Providence | FR F | 25 | 0.24 | 6 |
| 11 | 17 Players Tied With | | | | 5 |

| Game-Winning Goals | | GP | GWG | |
|--------------------|------------------------------------|------|-----|---|
| 1 | Emily West Minnesota | JR F | 24 | 7 |
| 2 | Bailey Bram Mercyhurst | SO F | 21 | 6 |
| | Brooke Ammerman Wisconsin | SO F | 23 | 6 |
| 4 | Alyssa Wohlfeiler Northeastern | JR F | 20 | 4 |
| | Erin Johnson Bemidji State | JR F | 22 | 4 |
| | Laura Fridfinnson Minnesota Duluth | JR F | 22 | 4 |
| | Natalie Spooner Ohio State | SO F | 22 | 4 |
| | Melissa Waldie Clarkson | JR F | 23 | 4 |
| | Dominique Thibault Clarkson | SR F | 23 | 4 |
| | Michelle Binning Connecticut | SR F | 24 | 4 |
| | Katherine Wilson Minnesota Duluth | FR F | 24 | 4 |
| 12 | 20 Players Tied With | | | 3 |

| Shorthanded Goals | | GP | SHG/G | SHG | |
|-------------------|-------------------------------|------|-------|------|---|
| 1 | Vicki Bendus Mercyhurst | JR F | 21 | 0.24 | 5 |
| 2 | Jocelyn Kratchmer Holy Cross | JR F | 15 | 0.20 | 3 |
| | Bailey Bram Mercyhurst | SO F | 21 | 0.14 | 3 |
| | Vanessa Emond St. Lawrence | SO F | 23 | 0.13 | 3 |
| | Emily West Minnesota | JR F | 24 | 0.12 | 3 |
| | Caitlin Hogan St. Cloud State | SR F | 24 | 0.12 | 3 |
| 7 | Jesse Scanzano Mercyhurst | JR F | 18 | 0.11 | 2 |
| | Ashley Cockell Mercyhurst | JR F | 21 | 0.10 | 2 |
| | Kelley Steadman Mercyhurst | SO F | 21 | 0.10 | 2 |
| | Jess Jones Mercyhurst | SO F | 21 | 0.10 | 2 |
| | Britni Smith St. Lawrence | SR D | 21 | 0.10 | 2 |
| | Lauren Smith Minnesota State | FR F | 22 | 0.09 | 2 |
| 13 | 46 Players Tied With | | | 1 | |

National Team Leaders



| SCORING OFFENSE | GP | Goals | G/GM |
|---------------------|----|-------|------|
| 1 Mercyhurst | 21 | 101 | 4.81 |
| 2 Holy Cross | 15 | 62 | 4.13 |
| 3 Minnesota | 24 | 80 | 3.33 |
| 4 Ohio State | 24 | 79 | 3.29 |
| 5 Sacred Heart | 19 | 62 | 3.26 |
| 6 New Hampshire | 21 | 68 | 3.24 |
| 7 Minnesota Duluth | 24 | 74 | 3.08 |
| 8 Boston University | 22 | 65 | 2.95 |
| 9 Syracuse | 24 | 69 | 2.88 |
| 10 Dartmouth | 18 | 51 | 2.83 |
| 11 Clarkson | 23 | 64 | 2.78 |
| 12 Connecticut | 24 | 66 | 2.75 |
| Wisconsin | 24 | 66 | 2.75 |
| 14 Colgate | 24 | 65 | 2.71 |
| 15 Harvard | 17 | 46 | 2.71 |
| 16 St. Lawrence | 23 | 61 | 2.65 |
| 17 Providence | 25 | 66 | 2.64 |
| 18 Northeastern | 21 | 55 | 2.62 |
| 19 Princeton | 21 | 52 | 2.48 |
| 20 Maine | 22 | 54 | 2.45 |
| 21 Rensselaer | 23 | 56 | 2.43 |
| 22 St. Cloud State | 24 | 57 | 2.38 |
| 23 Cornell | 19 | 45 | 2.37 |
| 24 Wayne State | 20 | 46 | 2.30 |
| 25 Niagara | 20 | 45 | 2.25 |
| 26 Quinnipiac | 24 | 53 | 2.21 |
| 27 Yale | 19 | 38 | 2.00 |
| 28 North Dakota | 22 | 42 | 1.91 |
| 29 Boston College | 23 | 43 | 1.87 |
| 30 Minnesota State | 22 | 40 | 1.82 |
| 31 Robert Morris | 23 | 41 | 1.78 |
| 32 Bemidji State | 24 | 42 | 1.75 |
| 33 Vermont | 23 | 37 | 1.61 |
| 34 Brown | 18 | 26 | 1.44 |
| 35 Union | 24 | 31 | 1.29 |



| SCORING DEFENSE | GP | Goals | G/GM |
|----------------------|----|-------|------|
| 1 Holy Cross | 15 | 19 | 1.27 |
| 2 Minnesota | 24 | 31 | 1.29 |
| 3 Northeastern | 21 | 29 | 1.38 |
| 4 Harvard | 17 | 25 | 1.47 |
| 5 Quinnipiac | 24 | 39 | 1.62 |
| 6 Clarkson | 23 | 38 | 1.65 |
| 7 Connecticut | 24 | 44 | 1.83 |
| 8 Mercyhurst | 21 | 41 | 1.95 |
| 9 Wisconsin | 24 | 47 | 1.96 |
| 10 New Hampshire | 21 | 42 | 2.00 |
| 11 Cornell | 19 | 39 | 2.05 |
| 12 Minnesota Duluth | 24 | 52 | 2.17 |
| 13 Princeton | 21 | 46 | 2.19 |
| 14 Providence | 25 | 56 | 2.24 |
| 15 Rensselaer | 23 | 52 | 2.26 |
| 16 Niagara | 20 | 47 | 2.35 |
| 17 St. Lawrence | 23 | 55 | 2.39 |
| 18 Syracuse | 24 | 58 | 2.42 |
| 19 Wayne State | 20 | 49 | 2.45 |
| 20 Bemidji State | 24 | 59 | 2.46 |
| 21 Maine | 22 | 58 | 2.64 |
| 22 Boston University | 22 | 60 | 2.73 |
| North Dakota | 22 | 60 | 2.73 |
| 24 Boston College | 23 | 63 | 2.74 |
| 25 Yale | 19 | 53 | 2.79 |
| 26 Vermont | 23 | 65 | 2.83 |
| 27 St. Cloud State | 24 | 68 | 2.83 |
| 28 Union | 24 | 70 | 2.92 |
| 29 Dartmouth | 18 | 53 | 2.94 |
| 30 Ohio State | 24 | 74 | 3.08 |
| 31 Brown | 18 | 56 | 3.11 |
| 32 Robert Morris | 23 | 75 | 3.26 |
| 33 Minnesota State | 22 | 74 | 3.36 |
| 34 Colgate | 24 | 95 | 3.96 |
| 35 Sacred Heart | 19 | 109 | 5.74 |



| POWER PLAY | Totals | SHA | PP% |
|---------------------|--------|-----|------|
| 1 New Hampshire | 25/87 | 2 | 28.7 |
| 2 Mercyhurst | 32/133 | 2 | 24.1 |
| 3 Syracuse | 25/110 | 0 | 22.7 |
| 4 Minnesota | 25/115 | 0 | 21.7 |
| 5 Cornell | 16/75 | 3 | 21.3 |
| 6 Dartmouth | 20/101 | 3 | 19.8 |
| 7 Boston University | 18/91 | 0 | 19.8 |
| 8 St. Lawrence | 20/104 | 1 | 19.2 |
| 9 Holy Cross | 12/64 | 0 | 18.8 |
| 10 Ohio State | 19/103 | 4 | 18.4 |
| 11 Providence | 23/126 | 1 | 18.3 |
| 12 Princeton | 19/105 | 0 | 18.1 |
| 13 Clarkson | 19/112 | 2 | 17.0 |
| 14 Niagara | 16/95 | 1 | 16.8 |
| 15 St. Cloud State | 24/144 | 4 | 16.7 |
| 16 Maine | 17/107 | 6 | 15.9 |
| 17 Connecticut | 18/116 | 0 | 15.5 |
| 18 Wayne State | 17/110 | 2 | 15.5 |
| 19 Colgate | 19/136 | 5 | 14.0 |
| 20 Rensselaer | 17/124 | 2 | 13.7 |
| 21 Vermont | 19/141 | 2 | 13.5 |
| 22 Bemidji State | 13/98 | 4 | 13.3 |
| 23 Minnesota Duluth | 18/136 | 5 | 13.2 |
| 24 Robert Morris | 14/109 | 8 | 12.8 |
| 25 Northeastern | 11/87 | 2 | 12.6 |
| 26 Quinnipiac | 11/89 | 1 | 12.4 |
| 27 Harvard | 10/83 | 1 | 12.0 |
| 28 Wisconsin | 12/105 | 1 | 11.4 |
| 29 Minnesota State | 12/107 | 3 | 11.2 |
| 30 Sacred Heart | 10/93 | 3 | 10.8 |
| 31 Yale | 8/76 | 0 | 10.5 |
| 32 Boston College | 9/109 | 2 | 8.3 |
| 33 North Dakota | 8/104 | 0 | 7.7 |
| 34 Union | 5/73 | 2 | 6.8 |
| 35 Brown | 5/80 | 2 | 6.2 |



| PENALTY KILL | Totals | SHF | PK% |
|----------------------|---------|-----|------|
| 1 Cornell | 65/67 | 2 | 97.0 |
| 2 Minnesota | 111/120 | 5 | 92.5 |
| 3 Maine | 91/100 | 0 | 91.0 |
| 4 Ohio State | 101/112 | 1 | 90.2 |
| 5 Northeastern | 72/80 | 1 | 90.0 |
| 6 New Hampshire | 92/103 | 3 | 89.3 |
| 7 Holy Cross | 73/82 | 3 | 89.0 |
| 8 Wisconsin | 105/118 | 2 | 89.0 |
| 9 Harvard | 64/72 | 0 | 88.9 |
| 10 Mercyhurst | 141/159 | 16 | 88.7 |
| 11 Minnesota Duluth | 108/122 | 4 | 88.5 |
| 12 Quinnipiac | 69/78 | 2 | 88.5 |
| 13 St. Lawrence | 68/78 | 6 | 87.2 |
| 14 Connecticut | 104/120 | 5 | 86.7 |
| 15 Rensselaer | 98/114 | 2 | 86.0 |
| 16 Providence | 91/106 | 1 | 85.8 |
| 17 St. Cloud State | 102/120 | 4 | 85.0 |
| 18 Robert Morris | 84/99 | 1 | 84.8 |
| 19 Boston College | 107/127 | 0 | 84.3 |
| 20 Wayne State | 88/105 | 3 | 83.8 |
| 21 Yale | 67/80 | 2 | 83.8 |
| 22 Clarkson | 91/109 | 3 | 83.5 |
| 23 Princeton | 73/88 | 1 | 83.0 |
| 24 Bemidji State | 87/105 | 0 | 82.9 |
| 25 Niagara | 79/96 | 1 | 82.3 |
| 26 Syracuse | 96/117 | 2 | 82.1 |
| 27 Union | 98/121 | 0 | 81.0 |
| 28 Dartmouth | 76/94 | 0 | 80.9 |
| 29 Brown | 76/95 | 0 | 80.0 |
| 30 Minnesota State | 102/129 | 2 | 79.1 |
| 31 North Dakota | 90/115 | 1 | 78.3 |
| 32 Vermont | 87/112 | 1 | 77.7 |
| 33 Sacred Heart | 63/82 | 3 | 76.8 |
| 34 Boston University | 81/106 | 0 | 76.4 |
| 35 Colgate | 92/125 | 1 | 73.6 |



Hockey East Overall Scoring Leaders

Scoring

| | | | | GP | G-A-P | PPG | PIM | PP | SH | GW | HT | +/- | |
|----|-------------------|-----|----|-----|-------|----------|------|-------|----|----|----|-----|-----|
| 1 | Kelly Paton | UNH | SR | F | 21 | 13-22-35 | 1.67 | 5/10 | 4 | 1 | 3 | 1 | +14 |
| 2 | Micaela Long | UNH | SR | F | 21 | 9-25-34 | 1.62 | 4/8 | 3 | 1 | 2 | 0 | +15 |
| 3 | Jenna Ouellette | ME | SR | F | 22 | 11-15-26 | 1.18 | 5/10 | 5 | 0 | 2 | 0 | -3 |
| 4 | Ashley Cottrell | PC | SO | F | 25 | 11-13-24 | 0.96 | 5/10 | 4 | 0 | 2 | 0 | +2 |
| 5 | Melissa Anderson | BU | SR | F | 21 | 9-14-23 | 1.10 | 20/48 | 4 | 0 | 1 | 0 | +9 |
| 6 | Michelle Binning | UC | SR | F | 24 | 15-7-22 | 0.92 | 12/24 | 5 | 1 | 4 | 0 | +11 |
| 7 | Taryn Peacock | ME | SR | F | 22 | 7-13-20 | 0.91 | 11/22 | 3 | 0 | 0 | 0 | +1 |
| | Monique Weber | UC | SO | F | 24 | 10-10-20 | 0.83 | 21/53 | 4 | 1 | 1 | 0 | E |
| | Alyse Ruff | PC | JR | F | 25 | 9-11-20 | 0.80 | 12/24 | 5 | 0 | 2 | 0 | +4 |
| | Jean O'Neill | PC | JR | F | 25 | 7-13-20 | 0.80 | 4/8 | 3 | 1 | 1 | 0 | +5 |
| 11 | Kristina Lavoie | UNH | FR | F | 21 | 10-9-19 | 0.90 | 7/14 | 4 | 0 | 1 | 0 | +9 |
| | Kristi Kehoe | NU | JR | F | 21 | 10-9-19 | 0.90 | 7/14 | 4 | 0 | 1 | 0 | +9 |
| | Courtney Birchard | UNH | JR | D | 21 | 8-11-19 | 0.90 | 13/26 | 5 | 1 | 3 | 0 | +7 |
| 14 | Alyssa Wohlfeiler | NU | JR | F | 20 | 10-8-18 | 0.90 | 4/8 | 1 | 0 | 4 | 0 | +6 |
| | Jenelle Kohanchuk | BU | SO | F | 21 | 12-6-18 | 0.86 | 7/14 | 5 | 0 | 2 | 1 | +5 |
| | Jillian Kirchner | BU | JR | F | 22 | 6-12-18 | 0.82 | 6/12 | 4 | 0 | 1 | 0 | +3 |
| 17 | Lauren Cherewyk | BU | JR | F | 22 | 6-11-17 | 0.77 | 2/4 | 1 | 0 | 3 | 0 | +4 |
| 18 | Kristine Horn | UNH | FR | F | 21 | 6-10-16 | 0.76 | 4/8 | 4 | 0 | 1 | 0 | +6 |
| | Allie Thunstrom | BC | SR | F | 23 | 12-4-16 | 0.70 | 4/8 | 2 | 0 | 2 | 0 | -4 |
| | Cristin Allen | UC | SR | D | 24 | 2-14-16 | 0.67 | 8/16 | 1 | 0 | 0 | 0 | +11 |
| 21 | Jill Cardella | BU | FR | F | 22 | 10-5-15 | 0.68 | 7/14 | 1 | 0 | 1 | 0 | +6 |
| | Ashley Motherwell | BC | FR | F | 23 | 5-10-15 | 0.65 | 9/18 | 2 | 0 | 1 | 0 | +3 |
| 23 | Casey Pickett | NU | FR | F | 21 | 7-7-14 | 0.67 | 2/4 | 1 | 0 | 0 | 0 | +11 |
| | Brittany Esposito | NU | FR | F | 21 | 6-8-14 | 0.67 | 7/14 | 2 | 1 | 2 | 0 | +6 |
| | Lexie Hoffmeyer | ME | SR | F/D | 21 | 3-11-14 | 0.67 | 11/22 | 1 | 0 | 1 | 0 | -1 |
| | Chelsea Furlani | UVM | SR | F | 23 | 7-7-14 | 0.61 | 5/10 | 4 | 0 | 0 | 0 | -12 |
| | Jennifer Chaisson | UC | JR | F | 24 | 7-7-14 | 0.58 | 7/14 | 2 | 1 | 1 | 0 | +4 |
| | Jessica Cohen | PC | FR | F | 24 | 5-9-14 | 0.58 | 11/22 | 0 | 0 | 2 | 0 | +1 |

Defenseman Scoring

| | | | | GP | G-A-P | PPG | PIM | PP | SH | GW | HT | +/- | |
|----|----------------------|-----|----|----|-------|---------|------|-------|----|----|----|-----|-----|
| 1 | Courtney Birchard | UNH | JR | D | 21 | 8-11-19 | 0.90 | 13/26 | 5 | 1 | 3 | 0 | +7 |
| 2 | Cristin Allen | UC | SR | D | 24 | 2-14-16 | 0.67 | 8/16 | 1 | 0 | 0 | 0 | +11 |
| 3 | Sami Evelyn | UC | SO | D | 24 | 3-10-13 | 0.54 | 8/27 | 2 | 0 | 1 | 0 | +5 |
| 4 | Blake Bolden | BC | FR | D | 23 | 3-9-12 | 0.52 | 21/53 | 1 | 0 | 0 | 0 | -4 |
| | Jody Sydor | UC | JR | D | 24 | 2-10-12 | 0.50 | 9/18 | 2 | 0 | 0 | 0 | +10 |
| 6 | Tara Watchorn | BU | SO | D | 15 | 1-9-10 | 0.67 | 9/21 | 0 | 0 | 0 | 0 | +9 |
| | Kasey Boucher | BU | SO | D | 22 | 4-6-10 | 0.45 | 2/4 | 1 | 0 | 0 | 0 | +6 |
| | Amber Yung | PC | JR | D | 25 | 3-7-10 | 0.40 | 4/8 | 1 | 0 | 0 | 0 | -4 |
| 9 | Sarah Appleton | BU | SR | D | 22 | 3-6-9 | 0.41 | 12/24 | 0 | 0 | 0 | 0 | +2 |
| | Carly Warren | BU | SO | D | 22 | 2-7-9 | 0.41 | 9/18 | 1 | 0 | 0 | 0 | +5 |
| 11 | Jessica Bond | ME | SO | D | 21 | 1-7-8 | 0.38 | 10/20 | 0 | 0 | 0 | 0 | +6 |
| | Jennifer Friedman | PC | SO | D | 25 | 2-6-8 | 0.32 | 7/14 | 1 | 0 | 1 | 0 | +7 |
| 13 | Maggie Walsh | UVM | FR | D | 21 | 2-5-7 | 0.33 | 9/18 | 0 | 0 | 0 | 0 | -5 |
| | Stephanie Gavronsky | NU | SO | D | 21 | 1-6-7 | 0.33 | 9/18 | 0 | 0 | 0 | 0 | +12 |
| | Raylen Dziengelowski | UNH | JR | D | 21 | 0-7-7 | 0.33 | 10/20 | 0 | 0 | 0 | 0 | +6 |
| | Colleen Martin | PC | SR | D | 25 | 1-6-7 | 0.28 | 8/16 | 1 | 0 | 0 | 0 | +2 |

Freshman Scoring

| | | | | GP | G-A-P | PPG | PIM | PP | SH | GW | HT | +/- | |
|----|------------------------|-----|----|----|-------|---------|------|-------|----|----|----|-----|-----|
| 1 | Kristina Lavoie | UNH | FR | F | 21 | 10-9-19 | 0.90 | 7/14 | 4 | 0 | 1 | 0 | +9 |
| 2 | Kristine Horn | UNH | FR | F | 21 | 6-10-16 | 0.76 | 4/8 | 4 | 0 | 1 | 0 | +6 |
| 3 | Jill Cardella | BU | FR | F | 22 | 10-5-15 | 0.68 | 7/14 | 1 | 0 | 1 | 0 | +6 |
| | Ashley Motherwell | BC | FR | F | 23 | 5-10-15 | 0.65 | 9/18 | 2 | 0 | 1 | 0 | +3 |
| 5 | Casey Pickett | NU | FR | F | 21 | 7-7-14 | 0.67 | 2/4 | 1 | 0 | 0 | 0 | +11 |
| | Brittany Esposito | NU | FR | F | 21 | 6-8-14 | 0.67 | 7/14 | 2 | 1 | 2 | 0 | +6 |
| | Jessica Cohen | PC | FR | F | 24 | 5-9-14 | 0.58 | 11/22 | 0 | 0 | 2 | 0 | +1 |
| 8 | Elisabeth Stathopolous | UC | FR | F | 24 | 6-7-13 | 0.54 | 2/4 | 1 | 0 | 2 | 0 | +7 |
| 9 | Blake Bolden | BC | FR | D | 23 | 3-9-12 | 0.52 | 21/53 | 1 | 0 | 0 | 0 | -4 |
| | Kelly Horan | UC | FR | F | 24 | 3-9-12 | 0.50 | 3/6 | 0 | 0 | 0 | 0 | +4 |
| | Nicole Anderson | PC | FR | F | 25 | 9-3-12 | 0.48 | 5/10 | 6 | 0 | 1 | 1 | -3 |
| 12 | Caitlin Walsh | BC | FR | F | 23 | 5-5-10 | 0.43 | 14/28 | 2 | 0 | 0 | 0 | -2 |
| 13 | Brittany Skudder | UNH | FR | F | 16 | 3-4-7 | 0.44 | 6/12 | 2 | 0 | 0 | 0 | -2 |
| | Rachel Llanes | NU | FR | F | 21 | 3-4-7 | 0.33 | 5/10 | 1 | 0 | 1 | 0 | +2 |
| | Maggie Walsh | UVM | FR | D | 21 | 2-5-7 | 0.33 | 9/18 | 0 | 0 | 0 | 0 | -5 |
| | Emily Walsh | UVM | FR | F | 22 | 3-4-7 | 0.32 | 10/31 | 3 | 0 | 0 | 0 | -10 |

Hockey East Overall Scoring Leaders

Goal Scoring

| | | | | GP | G | GPG | |
|----|-------------------|-----|----|----|----|-----|------|
| 1 | Michelle Binning | UC | SR | F | 24 | 15 | 0.62 |
| 2 | Kelly Paton | UNH | SR | F | 21 | 13 | 0.62 |
| 3 | Jenelle Kohanchuk | BU | SO | F | 21 | 12 | 0.57 |
| | Allie Thunstrom | BC | SR | F | 23 | 12 | 0.52 |
| 5 | Jenna Ouellette | ME | SR | F | 22 | 11 | 0.50 |
| | Ashley Cottrell | PC | SO | F | 25 | 11 | 0.44 |
| 7 | Alyssa Wohlfeiler | NU | JR | F | 20 | 10 | 0.50 |
| | Kristina Lavoie | UNH | FR | F | 21 | 10 | 0.48 |
| | Kristi Kehoe | NU | JR | F | 21 | 10 | 0.48 |
| | Jill Cardella | BU | FR | F | 22 | 10 | 0.45 |
| | Monique Weber | UC | SO | F | 24 | 10 | 0.42 |
| 12 | Melissa Anderson | BU | SR | F | 21 | 9 | 0.43 |
| | Micaela Long | UNH | SR | F | 21 | 9 | 0.43 |
| | Alyse Ruff | PC | JR | F | 25 | 9 | 0.36 |
| | Nicole Anderson | PC | FR | F | 25 | 9 | 0.36 |

Assist Scoring

| | | | | GP | A | APG | |
|----|-------------------|-----|----|-----|----|-----|------|
| 1 | Micaela Long | UNH | SR | F | 21 | 25 | 1.19 |
| 2 | Kelly Paton | UNH | SR | F | 21 | 22 | 1.05 |
| 3 | Jenna Ouellette | ME | SR | F | 22 | 15 | 0.68 |
| 4 | Melissa Anderson | BU | SR | F | 21 | 14 | 0.67 |
| | Cristin Allen | UC | SR | D | 24 | 14 | 0.58 |
| 6 | Taryn Peacock | ME | SR | F | 22 | 13 | 0.59 |
| | Jean O'Neill | PC | JR | F | 25 | 13 | 0.52 |
| | Ashley Cottrell | PC | SO | F | 25 | 13 | 0.52 |
| 9 | Jillian Kirchner | BU | JR | F | 22 | 12 | 0.55 |
| 10 | Lexie Hoffmeyer | ME | SR | F/D | 21 | 11 | 0.52 |
| | Courtney Birchard | UNH | JR | D | 21 | 11 | 0.52 |
| | Lauren Cherewyk | BU | JR | F | 22 | 11 | 0.50 |
| | Alyse Ruff | PC | JR | F | 25 | 11 | 0.44 |
| 14 | Kristine Horn | UNH | FR | F | 21 | 10 | 0.48 |
| | Ashley Motherwell | BC | FR | F | 23 | 10 | 0.43 |
| | Jody Sydor | UC | JR | D | 24 | 10 | 0.42 |
| | Sami Evelyn | UC | SO | D | 24 | 10 | 0.42 |
| | Monique Weber | UC | SO | F | 24 | 10 | 0.42 |

Power Play Goals

| | | | | GP | G | GPG | |
|---|-------------------|-----|----|----|----|-----|------|
| 1 | Kailey Nash | UVM | SO | F | 22 | 7 | 0.32 |
| 2 | Nicole Anderson | PC | FR | F | 25 | 6 | 0.24 |
| 3 | Jenelle Kohanchuk | BU | SO | F | 21 | 5 | 0.24 |
| | Courtney Birchard | UNH | JR | D | 21 | 5 | 0.24 |
| | Jenna Ouellette | ME | SR | F | 22 | 5 | 0.23 |
| | Michelle Binning | UC | SR | F | 24 | 5 | 0.21 |
| | Alyse Ruff | PC | JR | F | 25 | 5 | 0.20 |
| 8 | Melissa Anderson | BU | SR | F | 21 | 4 | 0.19 |
| | Kelly Paton | UNH | SR | F | 21 | 4 | 0.19 |
| | Kristina Lavoie | UNH | FR | F | 21 | 4 | 0.19 |
| | Kristine Horn | UNH | FR | F | 21 | 4 | 0.19 |
| | Kristi Kehoe | NU | JR | F | 21 | 4 | 0.19 |
| | Jillian Kirchner | BU | JR | F | 22 | 4 | 0.18 |
| | Chelsea Furlani | UVM | SR | F | 23 | 4 | 0.17 |
| | Monique Weber | UC | SO | F | 24 | 4 | 0.17 |
| | Ashley Cottrell | PC | SO | F | 25 | 4 | 0.16 |

Power Play Points

| | | | | GP | G-A-P | PPG | |
|----|-------------------|-----|----|----|-------|---------|------|
| 1 | Kelly Paton | UNH | SR | F | 21 | 4-13-17 | 0.81 |
| 2 | Micaela Long | UNH | SR | F | 21 | 3-10-13 | 0.62 |
| 3 | Jenna Ouellette | ME | SR | F | 22 | 5-7-12 | 0.55 |
| 4 | Courtney Birchard | UNH | JR | D | 21 | 5-5-10 | 0.48 |
| | Kristine Horn | UNH | FR | F | 21 | 4-6-10 | 0.48 |
| | Kailey Nash | UVM | SO | F | 22 | 7-3-10 | 0.45 |
| | Alyse Ruff | PC | JR | F | 25 | 5-5-10 | 0.40 |
| | Ashley Cottrell | PC | SO | F | 25 | 4-6-10 | 0.40 |
| 9 | Chelsea Furlani | UVM | SR | F | 23 | 4-5-9 | 0.39 |
| 10 | Jenelle Kohanchuk | BU | SO | F | 21 | 5-3-8 | 0.38 |

Shorthanded Goals

| | | | | GP | G | GPG | |
|---|-------------------|-----|----|----|----|-----|------|
| 1 | Micaela Long | UNH | SR | F | 21 | 1 | 0.05 |
| | Kelly Paton | UNH | SR | F | 21 | 1 | 0.05 |
| | Courtney Birchard | UNH | JR | D | 21 | 1 | 0.05 |
| | Brittany Esposito | NU | FR | F | 21 | 1 | 0.05 |
| | Celeste Doucet | UVM | JR | F | 22 | 1 | 0.05 |
| | Maude Blain | UC | FR | D | 23 | 1 | 0.04 |
| | Amy Hollstein | UC | SR | F | 24 | 1 | 0.04 |
| | Michelle Binning | UC | SR | F | 24 | 1 | 0.04 |
| | Jennifer Chaisson | UC | JR | F | 24 | 1 | 0.04 |
| | Monique Weber | UC | SO | F | 24 | 1 | 0.04 |
| | Jean O'Neill | PC | JR | F | 25 | 1 | 0.04 |

Game-Winning Goals

| | | | | GP | G | GPG | |
|---|------------------------|-----|----|----|----|-----|------|
| 1 | Alyssa Wohlfeiler | NU | JR | F | 20 | 4 | 0.20 |
| | Michelle Binning | UC | SR | F | 24 | 4 | 0.17 |
| | Kelly Paton | UNH | SR | F | 21 | 3 | 0.14 |
| | Courtney Birchard | UNH | JR | D | 21 | 3 | 0.14 |
| | Lindsay Berman | NU | SR | F | 21 | 3 | 0.14 |
| | Lauren Cherewyk | BU | JR | F | 22 | 3 | 0.14 |
| | Kailey Nash | UVM | SO | F | 22 | 3 | 0.14 |
| 8 | Lori Antflick | NU | JR | F | 20 | 2 | 0.10 |
| | Jenelle Kohanchuk | BU | SO | F | 21 | 2 | 0.10 |
| | Micaela Long | UNH | SR | F | 21 | 2 | 0.10 |
| | Kelly Cahill | UNH | SR | F | 21 | 2 | 0.10 |
| | Brittany Esposito | NU | FR | F | 21 | 2 | 0.10 |
| | Jenna Ouellette | ME | SR | F | 22 | 2 | 0.09 |
| | Allie Thunstrom | BC | SR | F | 23 | 2 | 0.09 |
| | Danielle Welch | BC | SO | C | 23 | 2 | 0.09 |
| | Brittany Nelson | UVM | SR | F | 23 | 2 | 0.09 |
| | Amy Hollstein | UC | SR | F | 24 | 2 | 0.08 |
| | Elisabeth Stathopoulos | UC | FR | F | 24 | 2 | 0.08 |
| | Jessica Cohen | PC | FR | F | 24 | 2 | 0.08 |
| | Alyse Ruff | PC | JR | F | 25 | 2 | 0.08 |
| | Ashley Cottrell | PC | SO | F | 25 | 2 | 0.08 |

Plus-Minus

| | | | | GP | +/- | |
|----|---------------------|-----|----|-----|-----|-----|
| 1 | Micaela Long | UNH | SR | F | 21 | +15 |
| 2 | Kelly Paton | UNH | SR | F | 21 | +14 |
| 3 | Kasey Cedorchuk | NU | SR | D | 20 | +12 |
| | Stephanie Gavronsky | NU | SO | D | 21 | +12 |
| 5 | Lindsay Berman | NU | SR | F | 21 | +11 |
| | Casey Pickett | NU | FR | F | 21 | +11 |
| | Cristin Allen | UC | SR | D | 24 | +11 |
| | Michelle Binning | UC | SR | F | 24 | +11 |
| | Casey Knajdek | UC | FR | F/D | 24 | +11 |
| 10 | Jody Sydor | UC | JR | D | 24 | +10 |
| | Jessica Lutz | UC | JR | F | 24 | +10 |

Hat Tricks

| | | | | GP | HT | |
|---|-------------------|-----|----|----|----|---|
| 1 | Jennie Gallo | ME | JR | F | 18 | 1 |
| | Jenelle Kohanchuk | BU | SO | F | 21 | 1 |
| | Kelly Paton | UNH | SR | F | 21 | 1 |
| | Nicole Anderson | PC | FR | F | 25 | 1 |

Hockey East Overall Goaltending Leaders

Goals Against Average

| | | | GP | Minutes | GA | GAA | Record | SO | Saves | Save % | |
|----|--------------------|-----|----|---------|---------|-----|--------|--------|-------|--------|------|
| 1 | Florence Schelling | NU | SO | 17 | 1027:14 | 22 | 1.29 | 10-5-2 | 4 | 450 | .953 |
| 2 | Kayley Herman | UNH | JR | 12 | 684:33 | 19 | 1.67 | 7-2-2 | 3 | 238 | .926 |
| 3 | Alexandra Garcia | UC | SO | 20 | 1196:34 | 36 | 1.81 | 10-5-5 | 3 | 434 | .923 |
| 4 | Genevieve Lacasse | PC | SO | 25 | 1526:01 | 53 | 2.08 | 10-7-8 | 3 | 652 | .925 |
| 5 | Lindsey Minton | UNH | SO | 11 | 590:46 | 22 | 2.23 | 6-2-2 | 1 | 173 | .887 |
| 6 | Melissa Haber | BU | SR | 19 | 1149:01 | 44 | 2.30 | 8-5-6 | 2 | 491 | .918 |
| 7 | Corinne Boyles | BC | FR | 16 | 932:16 | 37 | 2.38 | 4-3-7 | 1 | 439 | .922 |
| 8 | Brittany Ott | ME | FR | 14 | 804:39 | 33 | 2.46 | 4-6-3 | 2 | 370 | .918 |
| 9 | Kristen Olychuck | UVM | SR | 22 | 1315:28 | 58 | 2.65 | 6-15-1 | 1 | 483 | .893 |
| 10 | Candice Currier | ME | SO | 9 | 536:51 | 25 | 2.79 | 2-5-2 | 2 | 250 | .909 |
| 11 | Kiera Kingston | BC | SO | 9 | 489:31 | 25 | 3.06 | 1-6-2 | 2 | 221 | .898 |

Save Percentage

| | | | GP | Minutes | GA | GAA | Record | SO | Saves | Save % | |
|----|--------------------|-----|----|---------|---------|-----|--------|--------|-------|--------|------|
| 1 | Florence Schelling | NU | SO | 17 | 1027:14 | 22 | 1.29 | 10-5-2 | 4 | 450 | .953 |
| 2 | Kayley Herman | UNH | JR | 12 | 684:33 | 19 | 1.67 | 7-2-2 | 3 | 238 | .926 |
| 3 | Genevieve Lacasse | PC | SO | 25 | 1526:01 | 53 | 2.08 | 10-7-8 | 3 | 652 | .925 |
| 4 | Alexandra Garcia | UC | SO | 20 | 1196:34 | 36 | 1.81 | 10-5-5 | 3 | 434 | .923 |
| 5 | Corinne Boyles | BC | FR | 16 | 932:16 | 37 | 2.38 | 4-3-7 | 1 | 439 | .922 |
| 6 | Brittany Ott | ME | FR | 14 | 804:39 | 33 | 2.46 | 4-6-3 | 2 | 370 | .918 |
| 7 | Melissa Haber | BU | SR | 19 | 1149:01 | 44 | 2.30 | 8-5-6 | 2 | 491 | .918 |
| 8 | Candice Currier | ME | SO | 9 | 536:51 | 25 | 2.79 | 2-5-2 | 2 | 250 | .909 |
| 9 | Kiera Kingston | BC | SO | 9 | 489:31 | 25 | 3.06 | 1-6-2 | 2 | 221 | .898 |
| 10 | Kristen Olychuck | UVM | SR | 22 | 1315:28 | 58 | 2.65 | 6-15-1 | 1 | 483 | .893 |
| 11 | Lindsey Minton | UNH | SO | 11 | 590:46 | 22 | 2.23 | 6-2-2 | 1 | 173 | .887 |

Saves

| | | | GP | SVS/G | Saves | Shutouts | | | GP | Shutouts | | |
|----|--------------------|-----|----|-------|-------|----------|----|--------------------|-----|----------|----|---|
| 1 | Genevieve Lacasse | PC | SO | 25 | 26.1 | 652 | 1 | Florence Schelling | NU | SO | 17 | 4 |
| 2 | Melissa Haber | BU | SR | 19 | 25.8 | 491 | 2 | Kayley Herman | UNH | JR | 12 | 3 |
| 3 | Kristen Olychuck | UVM | SR | 22 | 22.0 | 483 | | Alexandra Garcia | UC | SO | 20 | 3 |
| 4 | Florence Schelling | NU | SO | 17 | 26.5 | 450 | | Genevieve Lacasse | PC | SO | 25 | 3 |
| 5 | Corinne Boyles | BC | FR | 16 | 27.4 | 439 | 5 | Leah Sulyma | NU | JR | 4 | 2 |
| 6 | Alexandra Garcia | UC | SO | 20 | 21.7 | 434 | | Kiera Kingston | BC | SO | 9 | 2 |
| 7 | Brittany Ott | ME | FR | 14 | 26.4 | 370 | | Candice Currier | ME | SO | 9 | 2 |
| 8 | Candice Currier | ME | SO | 9 | 27.8 | 250 | | Brittany Ott | ME | FR | 14 | 2 |
| 9 | Kayley Herman | UNH | JR | 12 | 19.8 | 238 | | Melissa Haber | BU | SR | 19 | 2 |
| 10 | Kiera Kingston | BC | SO | 9 | 24.6 | 221 | 10 | Lindsey Minton | UNH | SO | 11 | 1 |
| 11 | Lindsey Minton | UNH | SO | 11 | 15.7 | 173 | | Corinne Boyles | BC | FR | 16 | 1 |
| 12 | Leah Sulyma | NU | JR | 4 | 33.5 | 134 | | Kristen Olychuck | UVM | SR | 22 | 1 |
| 13 | Jennie Bellonio | UC | SR | 5 | 17.6 | 88 | | | | | | |
| 14 | Alissa Fromkin | BU | FR | 4 | 17.2 | 69 | | | | | | |
| 15 | Caitlin Whitlock | UVM | SO | 1 | 15.0 | 15 | | | | | | |
| 16 | Christina England | PC | JR | 1 | 3.0 | 3 | | | | | | |

Hockey East Overall Team Stats



TEAM OFFENSE

| Team | Games | Goals | G/GM |
|---------------------|-------|-------|------|
| 1 New Hampshire | 21 | 68 | 3.24 |
| 2 Boston University | 22 | 65 | 2.95 |
| 3 Connecticut | 24 | 66 | 2.75 |
| 4 Providence | 25 | 66 | 2.64 |
| 5 Northeastern | 21 | 55 | 2.62 |
| 6 Maine | 22 | 54 | 2.45 |
| 7 Boston College | 23 | 43 | 1.87 |
| 8 Vermont | 23 | 37 | 1.61 |

TEAM DEFENSE

| Team | Games | Goals | G/GM |
|---------------------|-------|-------|------|
| 1 Northeastern | 21 | 29 | 1.38 |
| 2 Connecticut | 24 | 44 | 1.83 |
| 3 New Hampshire | 21 | 42 | 2.00 |
| 4 Providence | 25 | 56 | 2.24 |
| 5 Maine | 22 | 58 | 2.64 |
| 6 Boston University | 22 | 60 | 2.73 |
| 7 Boston College | 23 | 63 | 2.74 |
| 8 Vermont | 23 | 65 | 2.83 |



POWER PLAY

| Team | Totals | SHA | PP % |
|---------------------|--------|-----|------|
| 1 New Hampshire | 25/87 | 2 | 28.7 |
| 2 Boston University | 18/91 | 0 | 19.8 |
| 3 Providence | 23/126 | 1 | 18.3 |
| 4 Maine | 17/107 | 6 | 15.9 |
| 5 Connecticut | 18/116 | 0 | 15.5 |
| 6 Vermont | 19/141 | 2 | 13.5 |
| 7 Northeastern | 11/87 | 2 | 12.6 |
| 8 Boston College | 9/109 | 2 | 8.3 |

PENALTY KILL

| Team | Totals | SHF | PK % |
|---------------------|---------|-----|------|
| 1 Maine | 91/100 | 0 | 91.0 |
| 2 Northeastern | 72/80 | 1 | 90.0 |
| 3 New Hampshire | 92/103 | 3 | 89.3 |
| 4 Connecticut | 104/120 | 5 | 86.7 |
| 5 Providence | 91/106 | 1 | 85.8 |
| 6 Boston College | 107/127 | 0 | 84.3 |
| 7 Vermont | 87/112 | 1 | 77.7 |
| 8 Boston University | 81/106 | 0 | 76.4 |



PENALTY MINUTES

| Team | Games | PIM | PIM/G |
|---------------------|-------|-----|-------|
| 1 Boston College | 23 | 285 | 12.4 |
| 2 Vermont | 23 | 284 | 12.3 |
| 3 Connecticut | 24 | 276 | 11.5 |
| 4 Boston University | 22 | 231 | 10.5 |
| 5 New Hampshire | 21 | 214 | 10.2 |
| 6 Maine | 22 | 222 | 10.1 |
| 7 Providence | 25 | 238 | 9.5 |
| 8 Northeastern | 21 | 174 | 8.3 |

SHOTS ON GOAL

| Team | Games | SOG | SOG/G |
|---------------------|-------|-----|-------|
| 1 New Hampshire | 21 | 628 | 29.9 |
| 2 Boston University | 22 | 631 | 28.7 |
| 3 Providence | 25 | 695 | 27.8 |
| 4 Maine | 22 | 600 | 27.3 |
| 5 Connecticut | 24 | 652 | 27.2 |
| 6 Northeastern | 21 | 558 | 26.6 |
| 7 Boston College | 23 | 567 | 24.7 |
| 8 Vermont | 23 | 528 | 23.0 |



SCORING BY PERIOD

| Team | 1st | 2nd | 3rd | OT | Total |
|---------------------|-----|-----|-----|----|-------|
| 1 New Hampshire | 18 | 27 | 23 | 0 | 68 |
| 2 Connecticut | 16 | 30 | 20 | 0 | 66 |
| Providence | 20 | 28 | 18 | 0 | 66 |
| 4 Boston University | 18 | 30 | 16 | 1 | 65 |
| 5 Northeastern | 20 | 16 | 19 | 0 | 55 |
| 6 Maine | 17 | 21 | 16 | 0 | 54 |
| 7 Boston College | 9 | 16 | 17 | 1 | 43 |
| 8 Vermont | 9 | 18 | 10 | 0 | 37 |

GOALS ALLOWED BY PERIOD

| Team | 1st | 2nd | 3rd | OT | Total |
|---------------------|-----|-----|-----|----|-------|
| 1 Northeastern | 10 | 10 | 8 | 1 | 29 |
| 2 New Hampshire | 16 | 15 | 11 | 0 | 42 |
| 3 Connecticut | 11 | 20 | 13 | 0 | 44 |
| 4 Providence | 11 | 20 | 24 | 1 | 56 |
| 5 Maine | 10 | 25 | 22 | 1 | 58 |
| 6 Boston University | 13 | 22 | 25 | 0 | 60 |
| 7 Boston College | 19 | 23 | 21 | 0 | 63 |
| 8 Vermont | 22 | 19 | 24 | 0 | 65 |



SPECIAL TEAMS NET

| Team | PPF | SHA | PP NET | PPA | SHF | SH NET | ST NET |
|---------------------|-----|-----|--------|-----|-----|--------|--------|
| 1 New Hampshire | 25 | 2 | +23 | 11 | 3 | -8 | +15 |
| 2 Providence | 23 | 1 | +22 | 15 | 1 | -14 | +8 |
| 3 Connecticut | 18 | 0 | +18 | 16 | 5 | -11 | +7 |
| 4 Maine | 17 | 6 | +11 | 9 | 0 | -9 | +2 |
| Northeastern | 11 | 2 | +9 | 8 | 1 | -7 | +2 |
| 6 Boston University | 18 | 0 | +18 | 25 | 0 | -25 | -7 |
| Vermont | 19 | 2 | +17 | 25 | 1 | -24 | -7 |
| 8 Boston College | 9 | 2 | +7 | 20 | 0 | -20 | -13 |



Hockey East Conference Scoring Leaders

Scoring

| | | | | GP | G-A-P | PPG | PIM | PP | SH | GW | HT | +/- | |
|----|-------------------|-----|----|----|-------|---------|------|-------|----|----|----|-----|-----|
| 1 | Micaela Long | UNH | SR | F | 11 | 4-14-18 | 1.64 | 3/6 | 1 | 0 | 1 | 0 | +8 |
| 2 | Kelly Paton | UNH | SR | F | 11 | 6-10-16 | 1.45 | 2/4 | 1 | 1 | 1 | 0 | +10 |
| 3 | Ashley Cottrell | PC | SO | F | 13 | 7-8-15 | 1.15 | 2/4 | 3 | 0 | 1 | 0 | +3 |
| 4 | Kristi Kehoe | NU | JR | F | 14 | 5-7-12 | 0.86 | 5/10 | 2 | 0 | 0 | 0 | +3 |
| 5 | Alyse Ruff | PC | JR | F | 13 | 4-7-11 | 0.85 | 6/12 | 2 | 0 | 0 | 0 | +4 |
| | Casey Pickett | NU | FR | F | 14 | 6-5-11 | 0.79 | 1/2 | 1 | 0 | 0 | 0 | +6 |
| 7 | Melissa Anderson | BU | SR | F | 10 | 3-7-10 | 1.00 | 12/32 | 2 | 0 | 0 | 0 | +6 |
| | Kristina Lavoie | UNH | FR | F | 11 | 6-4-10 | 0.91 | 4/8 | 1 | 0 | 1 | 0 | +7 |
| | Courtney Birchard | UNH | JR | D | 11 | 4-6-10 | 0.91 | 6/12 | 3 | 1 | 2 | 0 | +3 |
| | Allie Thunstrom | BC | SR | F | 13 | 6-4-10 | 0.77 | 1/2 | 1 | 0 | 2 | 0 | +2 |
| | Alyssa Wohlfeiler | NU | JR | F | 13 | 6-4-10 | 0.77 | 3/6 | 0 | 0 | 4 | 0 | +3 |
| | Ashley Motherwell | BC | FR | F | 13 | 4-6-10 | 0.77 | 7/14 | 2 | 0 | 1 | 0 | +5 |
| | Jean O'Neill | PC | JR | F | 13 | 4-6-10 | 0.77 | 2/4 | 2 | 1 | 1 | 0 | +5 |
| 14 | Jill Cardella | BU | FR | F | 11 | 6-3-9 | 0.82 | 3/6 | 0 | 0 | 1 | 0 | +6 |
| | Jenelle Kohanchuk | BU | SO | F | 11 | 5-4-9 | 0.82 | 5/10 | 2 | 0 | 1 | 0 | +1 |
| | Jillian Kirchner | BU | JR | F | 11 | 3-6-9 | 0.82 | 3/6 | 2 | 0 | 1 | 0 | E |
| | Cristin Allen | UC | SR | D | 11 | 1-8-9 | 0.82 | 4/8 | 0 | 0 | 0 | 0 | +5 |
| | Blake Bolden | BC | FR | D | 13 | 2-7-9 | 0.69 | 11/33 | 1 | 0 | 0 | 0 | E |
| | Brittany Esposito | NU | FR | F | 14 | 4-5-9 | 0.64 | 6/12 | 1 | 1 | 1 | 0 | +4 |
| 20 | Mary Restuccia | BC | SO | F | 11 | 4-4-8 | 0.73 | 12/24 | 1 | 0 | 0 | 0 | +4 |
| | Jennifer Chaisson | UC | JR | F | 11 | 4-4-8 | 0.73 | 2/4 | 1 | 1 | 1 | 0 | +2 |
| | Kelly Horan | UC | FR | F | 11 | 3-5-8 | 0.73 | 1/2 | 0 | 0 | 0 | 0 | +2 |
| | Jenna Ouellette | ME | SR | F | 12 | 3-5-8 | 0.67 | 3/6 | 2 | 0 | 2 | 0 | -6 |
| 24 | Monique Weber | UC | SO | F | 11 | 4-3-7 | 0.64 | 12/35 | 1 | 1 | 0 | 0 | -3 |
| | Nicole Anderson | PC | FR | F | 13 | 6-1-7 | 0.54 | 4/8 | 3 | 0 | 1 | 1 | -1 |
| | Annie Hogan | NU | SR | F | 14 | 3-4-7 | 0.50 | 3/6 | 1 | 0 | 0 | 0 | +4 |

Defenseman Scoring

| | | | | GP | G-A-P | PPG | PIM | PP | SH | GW | HT | +/- | |
|----|----------------------|-----|----|----|-------|----------|------|-------|----|----|----|-----|----|
| 1 | Courtney Birchard | UNH | JR | D | 11 | 4-6-10 | 0.91 | 6/12 | 3 | 1 | 2 | 0 | +3 |
| 2 | Cristin Allen | UC | SR | D | 11 | 1-8-9 | 0.82 | 4/8 | 0 | 0 | 0 | 0 | +5 |
| | Blake Bolden | BC | FR | D | 13 | 2-7-9 | 0.69 | 11/33 | 1 | 0 | 0 | 0 | E |
| 4 | Tara Watchorn | BU | SO | D | 8 | 0-6-6 | 0.75 | 4/8 | 0 | 0 | 0 | 0 | +4 |
| | Sami Evelyn | UC | SO | D | 11 | 2-4-6 | 0.55 | 1/2 | 1 | 0 | 1 | 0 | E |
| | Raylen Dziengelewski | UNH | JR | D | 11 | 0-6-6 | 0.55 | 5/10 | 0 | 0 | 0 | 0 | +6 |
| 7 | Carly Warren | BU | SO | D | 11 | 1-4-5 | 0.45 | 6/12 | 1 | 0 | 0 | 0 | +6 |
| | Julia Marty | NU | JR | D | 13 | 1-4-5 | 0.38 | 5/10 | 0 | 0 | 0 | 0 | +2 |
| | Amber Yung | PC | JR | D | 13 | 1-4-5 | 0.38 | 2/4 | 0 | 0 | 0 | 0 | +2 |
| 10 | Kasey Boucher | BU | SO | D | 11 | 2-2-4 | 0.36 | 1/2 | 1 | 0 | 0 | 0 | +3 |
| | Jody Sydor | UC | JR | D | 11 | 0-4-4 | 0.36 | 3/6 | 0 | 0 | 0 | 0 | +1 |
| | Jennifer Friedman | PC | SO | D | 13 | 1-3-4 | 0.31 | 3/6 | 0 | 0 | 1 | 0 | +7 |
| | Kasey Cedorchuk | NU | SR | D | 14 | 0-4-4 | 0.29 | 3/6 | 0 | 0 | 0 | 0 | +7 |
| | Stephanie Gavronsky | NU | SO | D | 14 | 0-4-4 | 0.29 | 7/14 | 0 | 0 | 0 | 0 | +9 |
| 15 | 6 Players Tied With | | | | | 3 Points | | | | | | | |

Freshman Scoring

| | | | | GP | G-A-P | PPG | PIM | PP | SH | GW | HT | +/- | |
|----|--------------------|-----|----|----|-------|--------|------|-------|----|----|----|-----|----|
| 1 | Casey Pickett | NU | FR | F | 14 | 6-5-11 | 0.79 | 1/2 | 1 | 0 | 0 | 0 | +6 |
| 2 | Kristina Lavoie | UNH | FR | F | 11 | 6-4-10 | 0.91 | 4/8 | 1 | 0 | 1 | 0 | +7 |
| | Ashley Motherwell | BC | FR | F | 13 | 4-6-10 | 0.77 | 7/14 | 2 | 0 | 1 | 0 | +5 |
| 4 | Jill Cardella | BU | FR | F | 11 | 6-3-9 | 0.82 | 3/6 | 0 | 0 | 1 | 0 | +6 |
| | Blake Bolden | BC | FR | D | 13 | 2-7-9 | 0.69 | 11/33 | 1 | 0 | 0 | 0 | E |
| | Brittany Esposito | NU | FR | F | 14 | 4-5-9 | 0.64 | 6/12 | 1 | 1 | 1 | 0 | +4 |
| 7 | Kelly Horan | UC | FR | F | 11 | 3-5-8 | 0.73 | 1/2 | 0 | 0 | 0 | 0 | +2 |
| 8 | Nicole Anderson | PC | FR | F | 13 | 6-1-7 | 0.54 | 4/8 | 3 | 0 | 1 | 1 | -1 |
| 9 | Kelly Wallace | NU | FR | F | 11 | 3-3-6 | 0.55 | 1/2 | 0 | 0 | 0 | 0 | +5 |
| | Kristine Horn | UNH | FR | F | 11 | 1-5-6 | 0.55 | 3/6 | 0 | 0 | 0 | 0 | +5 |
| | Jessica Cohen | PC | FR | F | 12 | 3-3-6 | 0.50 | 6/12 | 0 | 0 | 1 | 0 | +3 |
| 12 | Jessica Vella | PC | FR | F | 5 | 2-2-4 | 0.80 | 1/2 | 0 | 0 | 0 | 0 | +3 |
| | Brittany Dougherty | ME | FR | F | 11 | 1-3-4 | 0.36 | 0/0 | 1 | 0 | 0 | 0 | -2 |
| | Caitlin Walsh | BC | FR | F | 13 | 3-1-4 | 0.31 | 7/14 | 1 | 0 | 0 | 0 | -2 |
| | Rachel Llanes | NU | FR | F | 14 | 2-2-4 | 0.29 | 4/8 | 1 | 0 | 1 | 0 | +1 |

Hockey East Conference Scoring Leaders

Goal Scoring

| | | | | GP | G | GPG | Assist Scoring | | | | GP | A | APG | | |
|----|-------------------|-----|----|----|----|-----|----------------|----|----------------------|-----|----|---|-----|----|------|
| 1 | Ashley Cottrell | PC | SO | F | 13 | 7 | 0.54 | 1 | Micaela Long | UNH | SR | F | 11 | 14 | 1.27 |
| 2 | Jill Cardella | BU | FR | F | 11 | 6 | 0.55 | 2 | Kelly Paton | UNH | SR | F | 11 | 10 | 0.91 |
| | Kelly Paton | UNH | SR | F | 11 | 6 | 0.55 | 3 | Cristin Allen | UC | SR | D | 11 | 8 | 0.73 |
| | Kristina Lavoie | UNH | FR | F | 11 | 6 | 0.55 | | Ashley Cottrell | PC | SO | F | 13 | 8 | 0.62 |
| | Allie Thunstrom | BC | SR | F | 13 | 6 | 0.46 | 5 | Melissa Anderson | BU | SR | F | 10 | 7 | 0.70 |
| | Alyssa Wohlfeiler | NU | JR | F | 13 | 6 | 0.46 | | Blake Bolden | BC | FR | D | 13 | 7 | 0.54 |
| | Nicole Anderson | PC | FR | F | 13 | 6 | 0.46 | | Alyse Ruff | PC | JR | F | 13 | 7 | 0.54 |
| | Casey Pickett | NU | FR | F | 14 | 6 | 0.43 | | Kristi Kehoe | NU | JR | F | 14 | 7 | 0.50 |
| 9 | Jenelle Kohanchuk | BU | SO | F | 11 | 5 | 0.45 | 9 | Tara Watchorn | BU | SO | D | 8 | 6 | 0.75 |
| | Michelle Binning | UC | SR | F | 11 | 5 | 0.45 | | Jillian Kirchner | BU | JR | F | 11 | 6 | 0.55 |
| | Julie Allen | UNH | JR | F | 11 | 5 | 0.45 | | Raylen Dziengelewski | UNH | JR | D | 11 | 6 | 0.55 |
| | Kelly Cahill | UNH | SR | F | 11 | 5 | 0.45 | | Courtney Birchard | UNH | JR | D | 11 | 6 | 0.55 |
| | Kristi Kehoe | NU | JR | F | 14 | 5 | 0.36 | | Ashley Motherwell | BC | FR | F | 13 | 6 | 0.46 |
| 14 | Mary Restuccia | BC | SO | F | 11 | 4 | 0.36 | | Jean O'Neill | PC | JR | F | 13 | 6 | 0.46 |
| | Jennifer Chaisson | UC | JR | F | 11 | 4 | 0.36 | 15 | Kelly Horan | UC | FR | F | 11 | 5 | 0.45 |
| | Monique Weber | UC | SO | F | 11 | 4 | 0.36 | | Kristine Horn | UNH | FR | F | 11 | 5 | 0.45 |
| | Micaela Long | UNH | SR | F | 11 | 4 | 0.36 | | Brittany Nelson | UVM | SR | F | 11 | 5 | 0.45 |
| | Courtney Birchard | UNH | JR | D | 11 | 4 | 0.36 | | Jenna Ouellette | ME | SR | F | 12 | 5 | 0.42 |
| | Danielle Welch | BC | SO | C | 13 | 4 | 0.31 | | Brittany Esposito | NU | FR | F | 14 | 5 | 0.36 |
| | Ashley Motherwell | BC | FR | F | 13 | 4 | 0.31 | | Casey Pickett | NU | FR | F | 14 | 5 | 0.36 |
| | Alyse Ruff | PC | JR | F | 13 | 4 | 0.31 | | | | | | | | |
| | Jean O'Neill | PC | JR | F | 13 | 4 | 0.31 | | | | | | | | |
| | Brittany Esposito | NU | FR | F | 14 | 4 | 0.29 | | | | | | | | |

Power Play Goals

| | | | | GP | G | GPG | Power Play Points | | | | GP | G-A-P | PPG | | |
|---|-------------------|-----|----|----|----|-----|-------------------|---|-------------------|-----|----|-------|-----|-------|------|
| 1 | Courtney Birchard | UNH | JR | D | 11 | 3 | 0.27 | 1 | Ashley Cottrell | PC | SO | F | 13 | 3-3-6 | 0.46 |
| | Kailey Nash | UVM | SO | F | 11 | 3 | 0.27 | 2 | Micaela Long | UNH | SR | F | 11 | 1-4-5 | 0.45 |
| | Ashley Cottrell | PC | SO | F | 13 | 3 | 0.23 | | Kelly Paton | UNH | SR | F | 11 | 1-4-5 | 0.45 |
| | Nicole Anderson | PC | FR | F | 13 | 3 | 0.23 | | Alyse Ruff | PC | JR | F | 13 | 2-3-5 | 0.38 |
| 5 | Melissa Anderson | BU | SR | F | 10 | 2 | 0.20 | 5 | Courtney Birchard | UNH | JR | D | 11 | 3-1-4 | 0.36 |
| | Jillian Kirchner | BU | JR | F | 11 | 2 | 0.18 | | Kailey Nash | UVM | SO | F | 11 | 3-1-4 | 0.36 |
| | Jenelle Kohanchuk | BU | SO | F | 11 | 2 | 0.18 | | Jenelle Kohanchuk | BU | SO | F | 11 | 2-2-4 | 0.36 |
| | Michelle Binning | UC | SR | F | 11 | 2 | 0.18 | | Carly Warren | BU | SO | D | 11 | 1-3-4 | 0.36 |
| | Kelly Cahill | UNH | SR | F | 11 | 2 | 0.18 | | Jenna Ouellette | ME | SR | F | 12 | 2-2-4 | 0.33 |
| | Chelsea Furlani | UVM | SR | F | 11 | 2 | 0.18 | | Ashley Motherwell | BC | FR | F | 13 | 2-2-4 | 0.31 |
| | Emily Walsh | UVM | FR | F | 11 | 2 | 0.18 | | Jean O'Neill | PC | JR | F | 13 | 2-2-4 | 0.31 |
| | Jenna Ouellette | ME | SR | F | 12 | 2 | 0.17 | | Blake Bolden | BC | FR | D | 13 | 1-3-4 | 0.31 |
| | Ashley Motherwell | BC | FR | F | 13 | 2 | 0.15 | | Laura Veharanta | PC | SO | F | 13 | 1-3-4 | 0.31 |
| | Alyse Ruff | PC | JR | F | 13 | 2 | 0.15 | | Kristi Kehoe | NU | JR | F | 14 | 2-2-4 | 0.29 |
| | Jean O'Neill | PC | JR | F | 13 | 2 | 0.15 | | | | | | | | |
| | Kristi Kehoe | NU | JR | F | 14 | 2 | 0.14 | | | | | | | | |

Shorthanded Goals

| | | | | GP | G | GPG | Game-Winning Goals | | | | GP | G | GPG | | |
|---|-------------------|-----|----|----|----|-----|--------------------|-------------------|-------------------|-----|-----|-----|-----|------|------|
| 1 | Michelle Binning | UC | SR | F | 11 | 1 | 0.09 | 1 | Alyssa Wohlfeiler | NU | JR | F | 13 | 4 | 0.31 |
| | Jennifer Chaisson | UC | JR | F | 11 | 1 | 0.09 | 2 | Michelle Binning | UC | SR | F | 11 | 2 | 0.18 |
| | Monique Weber | UC | SO | F | 11 | 1 | 0.09 | | Courtney Birchard | UNH | JR | D | 11 | 2 | 0.18 |
| | Kelly Paton | UNH | SR | F | 11 | 1 | 0.09 | | Jenna Ouellette | ME | SR | F | 12 | 2 | 0.17 |
| | Courtney Birchard | UNH | JR | D | 11 | 1 | 0.09 | | Allie Thunstrom | BC | SR | F | 13 | 2 | 0.15 |
| | Jean O'Neill | PC | JR | F | 13 | 1 | 0.08 | 6 | Sarah Cuthbert | UNH | SO | F/D | 10 | 1 | 0.10 |
| | Brittany Esposito | NU | FR | F | 14 | 1 | 0.07 | | Jillian Kirchner | BU | JR | F | 11 | 1 | 0.09 |
| | | | | | | | | Lauren Cherewyk | BU | JR | F | 11 | 1 | 0.09 | |
| | | | | | | | | Jenelle Kohanchuk | BU | SO | F | 11 | 1 | 0.09 | |
| | | | | | | | | Jill Cardella | BU | FR | F | 11 | 1 | 0.09 | |
| | | | | | | | | Jennifer Chaisson | UC | JR | F | 11 | 1 | 0.09 | |
| | | | | | | | | Sami Evelyn | UC | SO | D | 11 | 1 | 0.09 | |
| | | | | | | | | Micaela Long | UNH | SR | F | 11 | 1 | 0.09 | |
| | | | | | | | | Kelly Paton | UNH | SR | F | 11 | 1 | 0.09 | |
| | | | | | | | | Kelly Cahill | UNH | SR | F | 11 | 1 | 0.09 | |
| | | | | | | | | Kristina Lavoie | UNH | FR | F | 11 | 1 | 0.09 | |
| | | | | | | | | Kailey Nash | UVM | SO | F | 11 | 1 | 0.09 | |
| | | | | | | | | Lexie Hoffmeyer | ME | SR | F/D | 12 | 1 | 0.08 | |
| | | | | | | | | Jessica Cohen | PC | FR | F | 12 | 1 | 0.08 | |
| | | | | | | | | Danielle Welch | BC | SO | C | 13 | 1 | 0.08 | |
| | | | | | | | | Ashley Motherwell | BC | FR | F | 13 | 1 | 0.08 | |
| | | | | | | | | Lori Antflick | NU | JR | F | 13 | 1 | 0.08 | |
| | | | | | | | | Jean O'Neill | PC | JR | F | 13 | 1 | 0.08 | |
| | | | | | | | | Ashley Cottrell | PC | SO | F | 13 | 1 | 0.08 | |
| | | | | | | | | Jennifer Friedman | PC | SO | D | 13 | 1 | 0.08 | |
| | | | | | | | | Arianna Rigano | PC | SR | F | 13 | 1 | 0.08 | |
| | | | | | | | | Nicole Anderson | PC | FR | F | 13 | 1 | 0.08 | |
| | | | | | | | | Lindsay Berman | NU | SR | F | 14 | 1 | 0.07 | |
| | | | | | | | | Brittany Esposito | NU | FR | F | 14 | 1 | 0.07 | |
| | | | | | | | | Rachel Llanes | NU | FR | F | 14 | 1 | 0.07 | |

Hockey East Conference Goaltending Leaders

Goals Against Average

| | | | GP | Minutes | GA | GAA | Record | SO | Saves | Save % | |
|----|--------------------|-----|----|---------|--------|-----|--------|-------|-------|--------|------|
| 1 | Florence Schelling | NU | SO | 13 | 787:56 | 19 | 1.45 | 7-4-2 | 3 | 351 | .949 |
| 2 | Alexandra Garcia | UC | SO | 10 | 619:42 | 17 | 1.65 | 4-2-4 | 1 | 213 | .926 |
| 3 | Melissa Haber | BU | SR | 9 | 545:06 | 15 | 1.65 | 4-3-2 | 2 | 240 | .941 |
| 4 | Kayley Herman | UNH | JR | 6 | 341:21 | 10 | 1.76 | 3-2-1 | 2 | 112 | .918 |
| 5 | Genevieve Lacasse | PC | SO | 13 | 794:23 | 25 | 1.89 | 6-3-4 | 1 | 322 | .928 |
| 6 | Brittany Ott | ME | FR | 9 | 499:38 | 16 | 1.92 | 3-3-2 | 2 | 264 | .943 |
| 7 | Corinne Boyles | BC | FR | 8 | 447:40 | 16 | 2.14 | 3-2-2 | 1 | 210 | .929 |
| 8 | Lindsey Minton | UNH | SO | 6 | 319:46 | 12 | 2.25 | 4-1-0 | 0 | 91 | .883 |
| 9 | Kristen Olychuck | UVM | SR | 11 | 661:10 | 30 | 2.72 | 1-9-1 | 0 | 234 | .886 |
| 10 | Kiera Kingston | BC | SO | 6 | 350:00 | 16 | 2.74 | 1-3-2 | 2 | 154 | .906 |

Save Percentage

| | | | GP | Minutes | GA | GAA | Record | SO | Saves | Save % | |
|----|--------------------|-----|----|---------|--------|-----|--------|-------|-------|--------|------|
| 1 | Florence Schelling | NU | SO | 13 | 787:56 | 19 | 1.45 | 7-4-2 | 3 | 351 | .949 |
| 2 | Brittany Ott | ME | FR | 9 | 499:38 | 16 | 1.92 | 3-3-2 | 2 | 264 | .943 |
| 3 | Melissa Haber | BU | SR | 9 | 545:06 | 15 | 1.65 | 4-3-2 | 2 | 240 | .941 |
| 4 | Corinne Boyles | BC | FR | 8 | 447:40 | 16 | 2.14 | 3-2-2 | 1 | 210 | .929 |
| 5 | Genevieve Lacasse | PC | SO | 13 | 794:23 | 25 | 1.89 | 6-3-4 | 1 | 322 | .928 |
| 6 | Alexandra Garcia | UC | SO | 10 | 619:42 | 17 | 1.65 | 4-2-4 | 1 | 213 | .926 |
| 7 | Kayley Herman | UNH | JR | 6 | 341:21 | 10 | 1.76 | 3-2-1 | 2 | 112 | .918 |
| 8 | Kiera Kingston | BC | SO | 6 | 350:00 | 16 | 2.74 | 1-3-2 | 2 | 154 | .906 |
| 9 | Kristen Olychuck | UVM | SR | 11 | 661:10 | 30 | 2.72 | 1-9-1 | 0 | 234 | .886 |
| 10 | Lindsey Minton | UNH | SO | 6 | 319:46 | 12 | 2.25 | 4-1-0 | 0 | 91 | .883 |

Saves

| | | | GP | SVS/G | Saves |
|----|--------------------|-----|----|-------|-------|
| 1 | Florence Schelling | NU | SO | 13 | 27.0 |
| 2 | Genevieve Lacasse | PC | SO | 13 | 24.8 |
| 3 | Brittany Ott | ME | FR | 9 | 29.3 |
| 4 | Melissa Haber | BU | SR | 9 | 26.7 |
| 5 | Kristen Olychuck | UVM | SR | 11 | 21.3 |
| 6 | Alexandra Garcia | UC | SO | 10 | 21.3 |
| 7 | Corinne Boyles | BC | FR | 8 | 26.2 |
| 8 | Kiera Kingston | BC | SO | 6 | 25.7 |
| 9 | Candice Currier | ME | SO | 4 | 28.5 |
| 10 | Kayley Herman | UNH | JR | 6 | 18.7 |
| 11 | Lindsey Minton | UNH | SO | 6 | 15.2 |
| 12 | Alissa Fromkin | BU | FR | 2 | 20.0 |
| 13 | Jennie Bellonio | UC | SR | 1 | 21.0 |
| 14 | Leah Sulyma | NU | JR | 1 | 18.0 |

Shutouts

| | | | GP | Shutouts |
|---|--------------------|-----|----|----------|
| 1 | Florence Schelling | NU | SO | 13 |
| 2 | Kiera Kingston | BC | SO | 6 |
| | Kayley Herman | UNH | JR | 6 |
| | Melissa Haber | BU | SR | 9 |
| | Brittany Ott | ME | FR | 9 |
| 6 | Corinne Boyles | BC | FR | 8 |
| | Alexandra Garcia | UC | SO | 10 |
| | Genevieve Lacasse | PC | SO | 13 |

Hockey East Conference Team Stats



TEAM OFFENSE

| Team | Games | Goals | G/GM |
|---------------------|-------|-------|------|
| 1 New Hampshire | 11 | 35 | 3.18 |
| 2 Boston University | 11 | 31 | 2.82 |
| 3 Providence | 13 | 35 | 2.69 |
| 4 Northeastern | 14 | 35 | 2.50 |
| 5 Connecticut | 11 | 25 | 2.27 |
| 6 Boston College | 13 | 25 | 1.92 |
| 7 Maine | 12 | 15 | 1.25 |
| 8 Vermont | 11 | 11 | 1.00 |

TEAM DEFENSE

| Team | Games | Goals | G/GM |
|---------------------|-------|-------|------|
| 1 Northeastern | 14 | 24 | 1.71 |
| 2 Connecticut | 11 | 20 | 1.82 |
| 3 Providence | 13 | 26 | 2.00 |
| 4 New Hampshire | 11 | 23 | 2.09 |
| 5 Boston University | 11 | 26 | 2.36 |
| 6 Boston College | 13 | 32 | 2.46 |
| 7 Maine | 12 | 31 | 2.58 |
| 8 Vermont | 11 | 30 | 2.73 |



POWER PLAY

| Team | Totals | SHA | PP % |
|---------------------|--------|-----|------|
| 1 New Hampshire | 8/44 | 0 | 18.2 |
| 2 Providence | 11/64 | 0 | 17.2 |
| 3 Boston University | 8/48 | 0 | 16.7 |
| 4 Maine | 7/55 | 4 | 12.7 |
| 5 Boston College | 7/65 | 0 | 10.8 |
| 6 Vermont | 7/66 | 1 | 10.6 |
| 7 Northeastern | 6/57 | 2 | 10.5 |
| 8 Connecticut | 5/57 | 0 | 8.8 |

PENALTY KILL

| Team | Totals | SHF | PK % |
|---------------------|--------|-----|------|
| 1 Maine | 57/60 | 0 | 95.0 |
| 2 Connecticut | 51/56 | 3 | 91.1 |
| 3 New Hampshire | 45/51 | 2 | 88.2 |
| 4 Northeastern | 49/56 | 1 | 87.5 |
| 5 Vermont | 45/53 | 0 | 84.9 |
| 6 Boston College | 60/71 | 0 | 84.5 |
| 7 Providence | 45/54 | 1 | 83.3 |
| 8 Boston University | 45/55 | 0 | 81.8 |



PENALTY MINUTES

| Team | Games | PIM | PIM/G |
|---------------------|-------|-----|-------|
| 1 Boston College | 13 | 167 | 12.8 |
| 2 Connecticut | 11 | 127 | 11.5 |
| 3 Boston University | 11 | 126 | 11.5 |
| Vermont | 11 | 126 | 11.5 |
| 5 Maine | 12 | 132 | 11.0 |
| 6 New Hampshire | 11 | 108 | 9.8 |
| 7 Providence | 13 | 124 | 9.5 |
| 8 Northeastern | 14 | 126 | 9.0 |

SHOTS ON GOAL

| Team | Games | SOG | SOG/G |
|---------------------|-------|-----|-------|
| 1 Connecticut | 11 | 323 | 29.4 |
| 2 New Hampshire | 11 | 322 | 29.3 |
| 3 Providence | 13 | 377 | 29.0 |
| 4 Boston University | 11 | 312 | 28.4 |
| 5 Northeastern | 14 | 377 | 26.9 |
| 6 Boston College | 13 | 328 | 25.2 |
| 7 Maine | 12 | 297 | 24.8 |
| 8 Vermont | 11 | 260 | 23.6 |



SCORING BY PERIOD

| Team | 1st | 2nd | 3rd | OT | Total |
|---------------------|-----|-----|-----|----|-------|
| 1 New Hampshire | 8 | 11 | 16 | 0 | 35 |
| Northeastern | 10 | 13 | 12 | 0 | 35 |
| Providence | 12 | 14 | 9 | 0 | 35 |
| 4 Boston University | 10 | 13 | 8 | 0 | 31 |
| 5 Boston College | 6 | 10 | 8 | 1 | 25 |
| Connecticut | 5 | 12 | 8 | 0 | 25 |
| 7 Maine | 5 | 6 | 4 | 0 | 15 |
| 8 Vermont | 1 | 7 | 3 | 0 | 11 |

GOALS ALLOWED BY PERIOD

| Team | 1st | 2nd | 3rd | OT | Total |
|---------------------|-----|-----|-----|----|-------|
| 1 Connecticut | 5 | 10 | 5 | 0 | 20 |
| 2 New Hampshire | 8 | 10 | 5 | 0 | 23 |
| 3 Northeastern | 8 | 8 | 7 | 1 | 24 |
| 4 Boston University | 5 | 10 | 11 | 0 | 26 |
| Providence | 6 | 11 | 9 | 0 | 26 |
| 6 Vermont | 12 | 9 | 9 | 0 | 30 |
| 7 Maine | 5 | 15 | 11 | 0 | 31 |
| 8 Boston College | 8 | 13 | 11 | 0 | 32 |



SPECIAL TEAMS NET

| Team | PPF | SHA | PP NET | PPA | SHF | SH NET | ST NET |
|---------------------|-----|-----|--------|-----|-----|--------|--------|
| 1 New Hampshire | 8 | 0 | +8 | 6 | 2 | -4 | +4 |
| 2 Connecticut | 5 | 0 | +5 | 5 | 3 | -2 | +3 |
| Providence | 11 | 0 | +11 | 9 | 1 | -8 | +3 |
| 4 Maine | 7 | 4 | +3 | 3 | 0 | -3 | 0 |
| 5 Boston University | 8 | 0 | +8 | 10 | 0 | -10 | -2 |
| Northeastern | 6 | 2 | +4 | 7 | 1 | -6 | -2 |
| Vermont | 7 | 1 | +6 | 8 | 0 | -8 | -2 |
| 8 Boston College | 7 | 0 | +7 | 11 | 0 | -11 | -4 |

