



www.HockeyEastOnline.com

WOMEN'S WEEKLY RELEASE

Pete Souris
Director of Public Relations
Hockey East Association
 591 North Ave – #2
 Wakefield, MA 01880
 Office: (781) 245-2122
 Cell: (603) 512-1166
 psouris@HockeyEastOnline.com

FOR IMMEDIATE RELEASE: MONDAY, JANUARY 11, 2010

WEEKLY RELEASE #14

UNH STORMS BACK TO DOWN NU IN FRONT OF RECORD CROWD OF 6,889 ~UConn and PC sweep non-conference series; NU downs Princeton; BU beats Yale~

WAKEFIELD, Mass. – UNH and Northeastern played in the first NCAA women's outdoor game at Fenway Park in front of a record NCAA women's crowd of 6,889 fans, as the Wildcats were victorious by a 4-3 score. UConn and Providence swept their non-conference weekend series with Robert Morris and Cornell, respectively. Vermont split their series with Wayne State, while BU took out ECAC foe Yale.

Northeastern jumped to an early 3-1 lead at Fenway Park heading into the third period, but UNH battled back to score four goals in the third period, including two from Kristina Lavoie (Fonhill, Ont.) to defeat the Huskies by a final score of 5-3. NU freshman Brittany Esposito (Edmonton, Alb.) notched two goals in the losing effort. The Huskies opened the week with an early midweek match up against Princeton on Tuesday. The Huskies were led by Junior goaltender Leah Sulyma (Inuvik, N.W.T.), who stopped a career-high 52 shots as NU defeated Princeton by a 4-0 score.

UConn dominated Robert Morris sweeping the non-conference series this weekend. Alexandra Garcia (Pointe-Claire, Que.) contributed a solid performance with a combined 54 saves on the weekend. Michelle Binning (Oshawa, Ont.) registered two goals in Saturdays 4-0 shutout.

Vermont rebounded with a 2-1 victory over Wayne State on Saturday. After falling to a 5-2 loss on Friday, the Catamounts returned and defeated Wayne State for the first time in school history. Chelsea Rapin (Walled Lake, Mich.) scored on the power play and freshman Erin Wente (Scottsdale, Ariz.) netted the game-winning goal for the Catamounts.

Providence defeated No. 8 Cornell 6-3 on Friday night. With the win, the Friars earned their 600th victory in team history. Providence joins New Hampshire as the only two programs at the 600-win plateau in NCAA Div. I women's college hockey. Junior Jean O'Neill (Strafford, Pa.) paced the Friars with a goal and two assists. On Saturday, PC goalie Genevieve Lacasse (Scarborough, Ont.) recorded her third shutout of the season with another victory over Cornell, 3-0.

BU skated past Yale by a score of 4-1. On Sunday BU outshot Brown 30-23 but the game ended in a 5-5 tie. Melissa Anderson (Langley, BC) led all conference players with six points (4g, 2a) to earn Pure Hockey Player of the Week honors. Boston College also faced Yale and skated to a 3-3 tie on Saturday afternoon at Conte Forum.

2009-2010 WHEA STANDINGS

Rk.	Team	GP	W	L	T	SOW	Pts	Overall	Conf.	Off.	Conf.	Def.
1.	Boston College	12	4	4	4	4	16	5-7-8	1.75	(21)	2.08	(25)
2.	New Hampshire	9	7	1	1	0	15	13-2-4	3.44	(30)	1.89	(17)
	Northeastern	11	6	3	2	1	15	12-5-2	2.08	(25)	1.58	(18)
4.	Providence	11	4	3	4	2	14	8-7-8	2.64	(29)	2.00	(22)
5.	Boston University	11	4	4	3	2	13	8-6-8	3.00	(31)	2.33	(26)
6.	Maine	11	3	5	3	1	10	6-10-5	1.00	(14)	3.00	(28)
7.	Connecticut	9	2	3	4	1	9	11-6-5	1.78	(16)	2.00	(18)
8.	Vermont	9	1	7	1	0	3	6-14-1	1.14	(9)	2.29	(21)

Conference games tied after 65 minutes advance to a three-player shootout with the winning team receiving an extra point in the standings (denoted in the SOW column).

RECENT RESULTS
Tuesday, January 5
 Northeastern 4 at Princeton 0

Friday, January 8
 No. 4 UNH 4 vs. No. 9 Northeastern 3 *
 (at Fenway Park)
 UConn 4 at Robert Morris 2 (at Mellon Arena)
 at Boston University 4, Yale 1
 at Wayne State 5, Vermont 2

Saturday, January 9
 at Providence 6, No. 8 Cornell 3
 Connecticut 4 at Robert Morris 0
 Vermont 2 at Wayne State 1
 Yale 3 at Boston College 3 OT

Sunday, January 10
 at Providence 3, No. 8 Cornell 0
 Brown 5 at Boston University 5 OT

UPCOMING GAMES
Monday, January 11
 Boston College at Northeastern * (7pm)

Thursday, January 14
 St. Lawrence at Boston College (7pm)


Friday, January 15
 Northeastern at Maine * (7pm)
 St. Lawrence at Boston College (2pm)

Saturday, January 16
 Connecticut at Vermont * (2pm)
 Providence at New Hampshire * (2pm)

Sunday, January 17
 New Hampshire at Providence * (2pm)
 Connecticut at Vermont * (2pm)

All game times are EST
 * denotes league games


DEFENSIVE PLAYER OF THE WEEK



GENEVIEVE LACASSE
PROVIDENCE COLLEGE

Sophomore Goaltender; Scarborough, Ont.

Lacasse led PC to a pair of victories over No. 8 Cornell including a 3-0 shutout on Sunday. Lacasse finished the weekend with 51 saves and a 1.51 GAA and a .944 save percentage.



LEAH SULYMA
NORTHEASTERN

Junior Goaltender; Inuvik, N.W.T.

Sulyma turned in one of the best performances in school history on Tuesday at Princeton, stopping 52 shots in a shutout victory (4-0).

PURE HOCKEY PLAYER OF THE WEEK




MELISSA ANDERSON
BOSTON UNIVERSITY

Senior Forward; Langley, B.C.

Anderson notched four goals and two assists in two games. The senior had a pair of goals and a helper in a 4-1 win over Yale and also matched that in a 5-5 tie with Brown.

BAUER ROOKIE OF THE WEEK



KRISTINA LAVOIE
NEW HAMPSHIRE

Freshman Forward; Fonhill, Ont.

Lavoie scored two goals, including the game-winner with 5:30 remaining in the game, leading UNH to a 5-3 victory vs. No. 9 NU at Fenway Park.

HOCKEY EAST WEEKLY TOP PERFORMERS

Michelle Binning, UConn (Sr., F, Oshawa, Ont.) Scoring three goals against Robert Morris this weekend.
Maude Blain, UConn (Fr., D, Magog, Que.) Scoring the first goal of her career shorthanded on Saturday vs. the Colonials.
Courtney Birchard, UNH (Jr., D, Mississauga, Ont.) She set up UNH's last three goals of the game to help the Wildcats to a 5-3 victory vs. NU.
Jill Cardella, BU (Fr., F, Rochester, N.Y.) Finished off the scoring in a 4-1 win over Yale with her 10th goal of the season.
Celeste Doucet, UVM (Jr., F, Memramcook, N.B.) Scored a goal in Friday's 5-2 loss to Wayne State then assisted on Vermont's first goal Saturday.
Brittany Esposito, NU (Fr, F, Edmonton, Alb.) Recorded three goals this week, scoring the game-winner Tuesday and potted two vs. UNH at Fenway.
Alexandra Garcia, UConn (So., G, Pointe-Claire, Que.) She made 54 combined saves (.964 save%) at Robert Morris.
Annie Hogan, NU (Sr., F, Medford, Mass.) Tallied four assists in two games last week vs. Princeton and New Hampshire.
Laurel Koller, BU (Sr., F, St. Paul, Minn.) Set a career-high for assists with three helpers in a 4-1 win over Yale.
Micaela Long, UNH (Sr., F, So. Boston, Mass.) Tallied a goal and an assist to spark UNH's come-from-behind 5-3 victory vs. NU at Fenway.
Ashley Motherwell, BC (Fr. F, St. Charles, Ill.) Recorded a goal and an assist to go along a +2 rating in BC's 3-3 tie with Yale on Saturday night.
Kristen Olychuck, UVM (Sr., G, Kelowna, B.C.) Made 58 saves in the weekend series against Wayne State, including 28 in the 2-1 win on Saturday.
Jean O'Neill, PC (Jr., F, Strafford, Pa.) Registered two goals and three assists in two victories over No. 8 Cornell this weekend.
Erin Wente, UVM (Fr., F, Scottsdale, Ariz.) Scored the game-winning goal in Vermont's 2-1 win over Wayne State on Saturday.

CAREER FIRSTS/MILESTONES/WHO'S HOT?

MICHELLE BINNING, UCONN (SR., F, OSHAWA, ONT.)

HAS SCORED TWO GOALS IN TWO OF THE LAST THREE GAMES AND IS ON A FIVE-GAME SCORING STREAK, DURING WHICH SHE HAS SCORED TWO GAMEWINNERS AND THREE POWER-PLAY GOALS. SHE IS NOW FIFTH ON THE ALL-TIME POINTS LIST FOR UCONN WITH 66 CAREER POINTS. SHE IS 11 BEHIND NO. 4 TIFFANY OWENS (2001-05)

JENNIFER CHAISSON, UCONN (JR., F, CUMBERLAND, ONT.)

IS NOW TIED FOR 10TH ON THE ALL-TIME CAREER ASSISTS THIS WITH HER 34TH HELPER ON FRIDAY AGAINST THE COLONIALS

JESSICA COHEN, PC (ANCHORAGE, ALASKA)

HAS A FOUR-GAME ASSIST STREAK WITH FIVE ASSISTS

BRITTANY ESPOSITO, NU (EDMONTON, ALB.)

HAS SCORED IN THREE STRAIGHT GAMES

KAYLEY HERMAN, UNH (WEYBURN, SASK.)

RECORDED HER 50TH CAREER WIN WITH HER 12-SAVE EFFORT VS. NORTHEASTERN AT FENWAY PARK

CHRISTIE JENSEN, PC (DELTA, B.C.)

TALLIED THE FIRST GOAL OF HER CAREER AGAINST NO. 8 CORNELL ON SATURDAY.

HOCKEY EAST THREE STARS STANDINGS

At the conclusion of each Hockey East game, Hockey East "Three Stars of the Game" are selected. Here are the 2009-2010 Three Stars leaders listed below.

Rk.	Name	Cl.	Pos.	School
1.	Florence Schelling	So.	G	Northeastern
2.	Ashley Cottrell	So.	F	Providence
	Kelly Paton	Sr.	F	New Hampshire
	Brittany Ott	Fr.	G	Maine
5.	Alyssa Wohlfeiler	Jr.	F	Northeastern
6.	Melissa Haber	Sr.	G	Boston U.



TEAM NOTES

Boston College: Boston College opens its 2010 Hockey East schedule this Monday night, when the Eagles will travel to play Northeastern at 7:00 p.m. BC and Northeastern have split the previous two meetings this season, with the Huskies earning a 3-2 victory on October 13 and the Eagles grabbing two points with a 3-2 overtime win on December 4. The Eagles and the Yale Bulldogs skated to a 3-3 tie on Saturday night at Kelley rink, moving BC's record against non-league opponents to 1-3-3 this season. Five of the game's six goals were scored within a span of 2:52 seconds in the second period. This season, the third period has been the best for the Eagles in terms of combined scoring and defense, as BC has posted a +2 scoring differential in the third frame (compared to a -8 during the first and second).

Boston University: The Terriers played six games against five ECAC Hockey schools and finished the 2009-10 slate with a 2-2-2 record, recording wins over Princeton and Yale and ties with Brown and St. Lawrence. ... Laurel Koller set a career-high with three assists against Yale. The Terriers now have eight ties on the season which marks a new program record, after playing in seven last season. In three career games, the Terriers have never beaten the Bears, going 0-1-2 against Brown. The four goals against Yale marked the eighth time this season that the Terriers have scored exactly four goals in a game. BU is 5-0-3 this season when scoring exactly four goals and has never lost when accomplishing the feat (19-0-4 all-time). In the past two seasons, BU has compiled a 1-0-14 record in overtime games.

University of Connecticut: The Huskies extended their unbeaten streak to four games with a pair of victories over Robert Morris, including a 4-2 victory in the Pittsburgh Hockey College Showcase on Friday. Despite a delayed start to the game, the Huskies got things started early with four unanswered goals, including a shorthanded goal by Maude Blain (Magog, Que.) and a power-play goal by Tiffany Good (Hellertown, Pa.). The Colonials got on the board late in the game with a power-play goal and an extra attacker goal, although they were unable to challenge UConn in the 4-2 Husky victory. The same offensive constancy by UConn continued on Sunday in its 4-0 victory. Senior Michelle Binning scored twice for the second time in three games while junior Brittany Murphy (Tewksbury, Mass.) and junior Jennifer Chaisson (Cumberland, Ont.) also scored. Binning scored once on the power play to bring her team-high total of four with the man-advantage as she continues to lead the team in overall scoring with 19 points (13G, 6A). ... Sophomore Alexandra Garcia (Pointe-Claire, Que.) maintained a steady presence between the pipes with 54 combined saves against the Colonials, including 27 in her third shutout of the season on Saturday.

University of Maine: Maine returns to Hockey East action on Jan. 15 when they host Northeastern. The Black Bears will carry a four game Hockey East unbeaten streak into that matchup, coming off recent conference wins over Vermont (2), a tie against Boston University and a victory at Northeastern.

University of New Hampshire: UNH extended its winning streak vs. Northeastern to 26 games with a 5-3 win at Fenway Park, the first outdoor game in women's hockey history. Kayley Herman (Weyburn, Sask.) became the seventh UNH goalie to reach the 50-win milestone with her 50th career victory at Fenway. Courtney Birchard (Mississauga, Ont.) recorded a career-high three assists at Fenway. Shannon Sisk (Pipersville, Pa.) recorded her first point of the season by scoring the team's first goal at Fenway. The play by Sarah Cuthbert (E. Falmouth, Mass.), by passing the puck with her skate, helped make the Sisk goal an ESPN Top 10 play. Micaela Long (So. Boston, Mass.) extended her point-scoring streak to 12 games with a goal and an assist at Fenway. Kristina Lavoie (Fonthill, Ont.) tallied her second career multiple-goal game with two goals, including the game-winner, at Fenway. Long (1.78 ppg), Kelly Paton (Woodstock, Ont; 1.56) and Birchard (1.11) are averaging more than one point per game in Hockey East league play. UNH's four-goal third period at Fenway marked the team's highest output in a single period this season.

Northeastern University: Junior Leah Sulyma (Inuvik, Northwest Territories) has stopped 116 of 118 shots this season, including her last 92 overall. With back-to-back shutouts over Yale and Princeton, Sulyma has increased her shutout streak to 144:06 consecutive minutes. The Huskies allowed more third period goals on Friday vs. UNH than they had allowed all season long. Entering the Sun Life Frozen Fenway game, the Huskies had given up only three third period goals in their first 18 games (tied for the best mark in the nation with Harvard). The Huskies surrendered four to UNH in the third period on Friday. For the first time this season, the Huskies have scored three goals or more in three consecutive games (three vs. Yale, four vs. Princeton, three vs. UNH). Northeastern is 9-1-0 in games in which freshman Brittany Esposito records at least a point.

Providence College: Providence recorded its 600th victory as a program when it defeated No. 8 Cornell, 6-3, on Saturday afternoon. The Friars now join UNH as the only two schools with 600 victories. UNH and PC face this weekend in a pair of games. Coach Bob Deroney needs only two wins to become the second coach in PC history to record 200 career victories. Providence owns the third-longest unbeaten streak in the country at six games (4-0-2). Providence had six different players score in the 6-3 victory over No. 8 Cornell on Saturday. Junior forward Jean O'Neill has 16 points (5G, 11A) this season after tallying eight in 31 games as a sophomore. Sophomore Kate Bacon (Chanhassen, Minn.) has won 61 percent of her face offs in the last five games. Providence has only won one game (2-0 vs. Minn. State) this season when losing the face-off battle.

University of Vermont: Vermont split a two-game series with Wayne State this past weekend. Freshman Erin Wente (Scottsdale, Ariz.) scored her first-career game-winning goal during UVM's 2-1 win on Saturday. The weekend series wrapped up a seven game road trip for the Catamounts in which they went 1-6-0. The Wayne State series was also the last non-conference game for Vermont in the 2009-10 season. Vermont went 5-7-0 in non-conference games this season. Vermont returns to action on Saturday when it hosts Connecticut in a two-game series.

WHEA WEEKLY AND MONTHLY AWARD WINNERS

PURE HOCKEY PLAYER OF THE WEEK

<u>Week</u>	<u>Player (School)</u>
Sept. 28	Jennie Gallo (Maine)
Oct. 5	Jillian Kirchner (Boston University)
Oct. 12	Kailey Nash (Vermont)
Oct. 19	Jenelle Kohanchuk (Boston University)
Oct. 26	Michelle Binning (Connecticut)
Nov. 2	Kelly Paton (New Hampshire)
Nov. 9	Courtney Birchard (New Hampshire)
Nov. 16	Ashley Cottrell (Providence College)
Nov. 23	Kelly Paton (New Hampshire)
Nov. 30	Kelly Paton (New Hampshire)
Dec. 7	Jenna Ouellette (Maine)
Dec. 14	Micaela Long (New Hampshire)
Jan. 5	Michelle Binning (Connecticut) Alyse Ruff (Providence College)
Jan. 11	Melissa Anderson (Boston University)

BAUER ROOKIE OF THE WEEK

<u>Week</u>	<u>Player (School)</u>
Sept. 28	Brianne Kilgour (Maine)
Oct. 5	Jessica Cohen (Providence College)
Oct. 12	Elisabeth Stathopoulos (Connecticut)
Oct. 19	Jessica Cohen (Providence College)
Oct. 26	Brittany Skudder (New Hampshire)
Nov. 2	Brittany Esposito (Northeastern)
Nov. 9	Jill Cardella (Boston University)
Nov. 16	Nicole Anderson (Providence College) Corinne Boyes (Boston College)
Nov. 23	Blake Bolden (Boston College)
Nov. 30	Brittany Dougherty (Maine)
Dec. 7	Jessica Vella (Providence College)
Dec. 14	Corinne Boyes (Boston College)
Jan. 5	Brittany Esposito (Northeastern)
Jan. 11	Kristina Lavoie (New Hampshire)

HOCKEY EAST DEFENSIVE PLAYER OF THE WEEK

<u>Week</u>	<u>Player (School)</u>
Sept. 28	Candice Currier (Maine)
Oct. 5	Florence Schelling (Northeastern)
Oct. 12	Florence Schelling (Northeastern)
Oct. 19	Kristen Olychuck (Vermont)
Oct. 26	Leah Sulyma (Northeastern)
Nov. 2	Florence Schelling (Northeastern)
Nov. 9	Genevieve Lacasse (Providence College) Florence Schelling (Northeastern)
Nov. 16	Florence Schelling (Northeastern)
Nov. 23	Lindsey Minton (New Hampshire)
Nov. 30	Florence Schelling (Northeastern)
Dec. 7	Alexandra Garcia (Connecticut)
Dec. 14	Alexandra Garcia (Connecticut) Kayley Herman (New Hampshire)
Jan. 5	Genevieve Lacasse (Providence College)
Jan. 11	Genevieve Lacasse (Providence College) Leah Sulyma (Northeastern)

HOCKEY EAST PLAYER OF THE MONTH

<u>Month</u>	<u>Player (School)</u>
Oct.	Kelly Paton (New Hampshire)
Nov.	Kelly Paton (New Hampshire)
Dec.	Jenna Ouellette (Maine)

HOCKEY EAST ROOKIE OF THE MONTH

<u>Month</u>	<u>Player (School)</u>
Oct.	Jessica Cohen (Providence College)
Nov.	Jill Cardella (Boston University)
Dec.	Kristina Lavoie (New Hampshire)

BAUER GOALTENDER OF THE MONTH

<u>Month</u>	<u>Player (School)</u>
Oct.	Florence Schelling (Northeastern)
Nov.	Florence Schelling (Northeastern)
Dec.	Genevieve Lacasse (Providence College)



Boston College
5-7-8 Overall
(4-4-4-4 WHEA)

OCTOBER

2 at Clarkson L, 1-5
3 at Clarkson T, 1-1 OT
9 SYRACUSE T, 3-3 OT
10 COLGATE W, 5-3
13 NORTHEASTERN * L, 2-3
16 QUINNIPIAC T, 1-1
18 MAINE * T, 1-1 (SOW)

NOVEMBER

2 at Boston University * W, 2-1
6 VERMONT * W, 3-0
7 VERMONT * L, 1-5
14 at Connecticut * T, 0-0 (SOW)
15 CONNECTICUT * W, 4-0
18 BOSTON UNIVERSITY * L, 0-4
20 at Vermont * T, 3-3 OT (SOW)
27 MINNESOTA-DULUTH L, 0-3
28 MINNESOTA-DULUTH L, 1-5

DECEMBER

4 NORTHEASTERN * W, 3-2 OT
8 NEW HAMPSHIRE * L, 0-4
11 PROVIDENCE * T, 2-2 (SOW)

JANUARY

9 YALE T, 3-3 OT
14 ST. LAWRENCE 7pm
15 ST. LAWRENCE 2pm
19 at Boston University * 7pm
23 at Providence * 2pm
24 PROVIDENCE * 2pm
27 at Dartmouth 7pm
30 at Northeastern * 2pm

FEBRUARY

2 vs. Harvard (BP) 8pm
6 at Connecticut * 1pm
9 vs. BU/Northeastern (BP) 5/8pm
12 at Maine * 7pm
13 at Maine * 2pm
20 at New Hampshire * 2pm
21 NEW HAMPSHIRE * 7pm

* denotes Hockey East game
Home games in CAPS



Boston University
8-6-8 Overall
(4-4-3-2 WHEA)

SEPTEMBER

25 DURHAM JR. (Exh) W, 7-1

OCTOBER

2 OHIO STATE T, 1-1 OT
3 OHIO STATE T, 4-4 OT
9 ROBERT MORRIS W, 4-3 OT
16 at Wayne State T, 4-4 OT
17 at Wayne State W, 4-2
23 at St. Lawrence T, 2-2 OT
24 at Clarkson L, 2-7
31 at Providence * W, 3-1

NOVEMBER

2 BOSTON COLLEGE * L, 1-2
6 NEW HAMPSHIRE * L, 3-4
7 at New Hampshire * T, 4-4OT (SOW)
11 VERMONT * W, 4-0
14 PROVIDENCE * (Agganis) W, 5-3
15 at Providence * L, 2-6
18 at Boston College * W, 4-0
24 at Maine * (Lewiston) T, 1-1 (SOW)
27 at Princeton L, 1-3
28 at Princeton W, 3-2

DECEMBER

4 at Connecticut * L, 3-4
5 CONNECTICUT * T, 1-1 (SOL)

JANUARY

8 YALE W, 4-1
10 BROWN T, 5-5 OT
19 BOSTON COLLEGE 7pm
22 at Vermont * 7pm
23 at Vermont * 4pm
26 at Northeastern * 7pm
29 CONNECTICUT * 7pm

FEBRUARY

2 vs. Northeastern (BP) 5pm
6 at New Hampshire * 2pm
9 vs. BC/Harvard (BP) 5/8pm
13 NORTHEASTERN * 3pm
14 at Northeastern * 2pm
20 MAINE * 3pm
21 MAINE * 3pm



Connecticut
11-6-5 Overall
(2-3-4-1 WHEA)

SEPTEMBER

25 DAWSON (Exh) W, 6-0

OCTOBER

3 at New Hampshire * L, 1-3
4 at Northeastern * T, 1-1 (SOL)
9 at St. Lawrence W, 2-1
10 at Clarkson L, 0-4
16 SYRACUSE W, 3-2
17 COLGATE L, 2-5
23 at Brown W, 8-1
24 UNION W, 4-1
31 at New Hampshire * L, 1-3

NOVEMBER

1 PROVIDENCE * T, 1-1 (SOL)
8 at Maine * W, 7-2
14 BOSTON COLLEGE * T, 0-0 (SOL)
15 at Boston College * L, 0-4
27 vs. Quinnipiac \$ W, 1-0
28 vs. Yale \$ W, 6-1

DECEMBER

4 BOSTON UNIVERSITY * W, 4-3
5 at Boston University * T, 1-1 (SOW)
8 at Harvard L, 1-2

JANUARY

2 DARTMOUTH W, 3-2
3 DARTMOUTH T, 3-3 OT
8 at Robert Morris (Mellon) W, 4-2
9 at Robert Morris W, 4-0
16 at Vermont * 2pm
17 at Vermont * 2pm
22 MAINE * 7pm
23 MAINE * 4pm
29 at Boston University * 7pm
30 VERMONT * 2pm

FEBRUARY

6 BOSTON COLLEGE * 1pm
7 NEW HAMPSHIRE * 1pm
12 at Providence * 7pm
13 PROVIDENCE * 4pm
20 NORTHEASTERN * 1pm
21 at Northeastern * 1pm

\$ denotes Nutmeg Classic (New Haven, Conn.)



Maine
6-10-5 Overall
(3-5-3-1 WHEA)

SEPTEMBER

25 SACRED HEART W, 9-0
26 SACRED HEART W, 11-4

OCTOBER

2 at Providence * L, 0-4
3 at Providence * L, 1-2
9 MINNESOTA STATE L, 2-5
10 MINNESOTA STATE L, 1-2
18 at Boston College * T, 1-1 (SOL)
23 ROBERT MORRIS L, 1-3
24 ROBERT MORRIS L, 0-1 OT

NOVEMBER

1 at New Hampshire * L, 0-5
6 PROVIDENCE * T, 2-2 OT (SOW)
8 CONNECTICUT * L, 2-7
14 at Northeastern * L, 1-5
15 at Northeastern * W, 1-0
24 BOSTON UNIVERSITY * T, 1-1 (SOL)
(at Lewiston, Maine)
27 at North Dakota T, 5-5 OT
28 at North Dakota T, 3-3

DECEMBER

4 VERMONT * W, 4-1
5 VERMONT * W, 1-0
11 at Union L, 3-4
12 at Union W, 4-0

JANUARY

2 MONCTON (Exh) W, 4-2
3 MONCTON (Exh) W, 6-3
15 NORTHEASTERN * 7pm
22 at Connecticut * 7pm
23 at Connecticut * 4pm
29 NEW HAMPSHIRE * 7pm
30 NEW HAMPSHIRE * 2pm

FEBRUARY

6 at Vermont * 2pm
12 BOSTON COLLEGE * 7pm
13 BOSTON COLLEGE * 2pm
20 at Boston University * 3pm
21 at Boston University * 3pm



New Hampshire
13-2-4 Overall
(7-1-1-0 WHEA)

SEPTEMBER
26 Durham Jr. (Exh) W, 13-0

OCTOBER
3 CONNECTICUT * W, 3-1
4 QUINNIPIAC W, 4-0
9 COLGATE W, 4-0
10 SYRACUSE W, 2-1
17 NIAGARA T, 3-3 OT
18 NIAGARA W, 6-1
23 at Clarkson L, 2-6
24 at St. Lawrence T, 3-3 OT
31 CONNECTICUT * W, 3-1

NOVEMBER
1 MAINE * W, 5-0
6 at Boston University * W, 4-3
7 BOSTON UNIVERSITY * T, 4-4 OT (SOL) PPD
14 at Vermont * T, 1-1 OT
18 at Harvard W, 4-3
21 RENSSELAER W, 2-1
29 at Northeastern * W, 2-1

DECEMBER
5 PROVIDENCE * L, 1-4
8 at Boston College * W, 4-0
12 at Dartmouth W, 4-1

JANUARY
8 vs. Northeastern * W, 4-3
(at Fenway Park)
16 PROVIDENCE * 2pm
17 at Providence * 2pm
20 NORTHEASTERN * 7pm
29 at Maine * 7pm
30 at Maine * 2pm

FEBRUARY
6 BOSTON UNIVERSITY * 2pm
7 at Connecticut * 1pm
13 VERMONT * 2pm
14 VERMONT * 2pm
20 BOSTON COLLEGE * 2pm
21 at Boston College * 7pm



Northeastern
12-5-2 Overall
(6-4-2-1 WHEA)

SEPTEMBER
26 DAWSON (Exh) W, 2-1
27 MCGILL (Exh) L, 1-3

OCTOBER
3 UNION W, 4-1
4 CONNECTICUT * T, 1-1 (SOW)
10 ROBERT MORRIS W, 4-0
13 at Boston College * W, 3-2
17 QUINNIPIAC L, 0-1
23 BEMIDJI STATE W, 2-1
24 BEMIDJI STATE W, 3-2
30 at Vermont * W, 3-0
31 at Vermont * W, 1-0

NOVEMBER
8 at Providence * T, 1-1 OT (SOL)
14 MAINE * W, 5-1
15 MAINE * L, 0-1
20 at Providence * W, 4-3
25 VERMONT * W, 1-0
29 NEW HAMPSHIRE * L, 1-2

DECEMBER
4 at Boston College * L, 2-3 OT

JANUARY
1 at Yale W, 3-0
5 at Princeton W, 4-0
8 (at Fenway Park) L, 3-4
15 at Maine * 7pm
20 at New Hampshire * 7pm
23 at Niagara 7pm
24 at Niagara 2pm
26 BOSTON UNIVERSITY * 7pm
30 BOSTON COLLEGE * 2pm

FEBRUARY
2 vs. Boston University (BP) 5pm
6 PROVIDENCE * 2pm
9 vs. BC/Harvard (BP) 5/8pm
13 at Boston University * 3pm
14 BOSTON UNIVERSITY * 2pm
20 at Connecticut * 1pm
21 CONNECTICUT * 1pm

* denotes Hockey East game
Home games in CAPS



Vermont
6-14-1 Overall
(1-7-1-0 WHEA)

OCTOBER
4 MCGILL (Exh) L, 1-2 OT
9 UNION W, 2-0
10 UNION W, 4-1
16 CLARKSON L, 0-4
17 CLARKSON W, 4-1
23 PRINCETON W, 4-3
24 PRINCETON L, 2-7
30 NORTHEASTERN * L, 0-3
31 NORTHEASTERN * L, 0-1

NOVEMBER
6 at Boston College * L, 0-3
7 at Boston College * W, 5-1
11 at Boston University * L, 0-4
14 NEW HAMPSHIRE * PPD
20 BOSTON COLLEGE * T, 3-3 OT (SOL)
25 at Northeastern * L, 0-1
28 DARTMOUTH L, 3-4

DECEMBER
4 at Maine * L, 1-4
5 at Maine * L, 0-1
30 at Dartmouth L, 2-4

JANUARY
2 at Yale L, 1-3
3 at Brown L, 0-2
8 at Wayne State L, 2-5
9 at Wayne State W, 2-1
16 CONNECTICUT * 2pm
17 CONNECTICUT * 2pm
22 BOSTON UNIVERSITY * 7pm
23 BOSTON UNIVERSITY * 4pm
29 at Providence * 7pm
30 at Connecticut * 2pm

FEBRUARY
6 MAINE * 2pm
13 at New Hampshire * 2pm
14 at New Hampshire * 2pm
19 PROVIDENCE * 7pm
20 PROVIDENCE * 4pm



Providence
8-7-8 Overall
(4-3-4-2 WHEA)

SEPTEMBER
26 MCGILL (Exh) L, 4-7

OCTOBER
2 MAINE * W, 4-0
3 MAINE * W, 2-1
9 at Clarkson L, 2-3 OT
10 at St. Lawrence T, 3-3 OT
16 COLGATE W, 4-1
17 SYRACUSE L, 1-3
23 YALE T, 2-2 OT
25 BROWN (Mayor's Cup) L, 1-5
31 BOSTON UNIVERSITY * L, 1-3

NOVEMBER
1 at Connecticut * T, 1-1 (SOW)
6 at Maine * T, 2-2 (SOL)
8 NORTHEASTERN * T, 1-1 (SOW)
14 at Boston U. * (Agganis) L, 3-5
15 BOSTON UNIVERSITY * W, 6-2
20 NORTHEASTERN * L, 3-4
27 WISCONSIN T, 2-2 OT
28 WISCONSIN L, 1-4

DECEMBER
5 at New Hampshire * W, 4-1
11 at Boston College * T, 2-2 (SOL)

JANUARY
2 at St. Cloud State T, 4-4 OT
3 vs. Minnesota State (at SCSU) W, 2-0
9 CORNELL W, 6-3
10 CORNELL W, 3-0
16 at New Hampshire * 2pm
17 NEW HAMPSHIRE * 2pm
23 BOSTON COLLEGE * 2pm
24 at Boston College * 2pm
29 VERMONT * 7pm
30 at Harvard 4pm

FEBRUARY
6 at Northeastern * 2pm
12 CONNECTICUT * 7pm
13 at Connecticut * 4pm
19 at Vermont * 7pm
20 at Vermont * 4pm

National Category Leaders

Points Per Game		GP	G-A-P	P/GM	
1	Jesse Scanzano	Mercyhurst	JR F 16	14-20-34	2.12
2	Stacey Hochkins	Holy Cross	SO F 13	14-12-26	2.00
3	Jocelyn Kratchmer	Holy Cross	JR F 13	12-12-24	1.85
4	Vicki Bendus	Mercyhurst	JR F 19	14-21-35	1.84
5	Kelly Paton	New Hampshire	SR F 19	12-21-33	1.74
6	Micaela Long	New Hampshire	SR F 19	9-23-32	1.68
7	Bailey Bram	Mercyhurst	SO F 19	16-14-30	1.58
8	Emily West	Minnesota	JR F 22	15-16-31	1.41
9	Jess Jones	Mercyhurst	SO F 19	10-16-26	1.37
10	Emmanuelle Blais	Minnesota Duluth	SR F 22	13-17-30	1.36
11	Hokey Langan	Ohio State	FR F 22	11-18-29	1.32
12	Ashley Cockell	Mercyhurst	JR F 19	14-11-25	1.32
13	Holly Roberts	St. Cloud State	SR F 22	10-18-28	1.27
	Caitlin Hogan	St. Cloud State	SR F 22	14-14-28	1.27
15	Sarah Parsons	Dartmouth	SR F 16	10-10-20	1.25
16	Jenna Ouellette	Maine	SR F 21	11-15-26	1.24
17	Isabel Menard	Syracuse	FR F 22	10-17-27	1.23
18	Felicia Nelson	St. Cloud State	SR F 19	18-5-23	1.21
19	Amanda Trunzo	Dartmouth	JR F 15	11-7-18	1.20
	Laura Fridfinnson	Minnesota Duluth	JR F 20	9-15-24	1.20
21	Sarah Erickson	Minnesota	SO F 22	12-14-26	1.18
22	Stefanie Marty	Syracuse	JR F 19	11-11-22	1.16
23	Vanessa Emond	St. Lawrence	SO F 21	12-12-24	1.14
24	Meaghan Pezon	St. Cloud State	SR F 22	8-17-25	1.14
	Brooke Ammerman	Wisconsin	SO F 22	15-10-25	1.14

Goals Against Average		Minutes	GA	GA/A		
1	Noora R%oty	Minnesota	FR	947:28	14	0.89
2	Monique Gallant	Holy Cross	JR	505:00	8	0.95
3	Christina Kessler	Harvard	SR	782:53	16	1.23
4	Lauren Dahm	Clarkson	JR	1269:55	26	1.23
5	Florence Schelling	Northeastern	SO	967:14	21	1.30
6	Kayley Herman	New Hampshire	JR	567:22	14	1.48
7	Carly Dominick-Sobol	Holy Cross	SO	280:00	7	1.50
8	Victoria Vigilanti	Quinnipiac	FR	1239:57	31	1.50
9	Alannah McCready	Wisconsin	SR	523:13	14	1.61
10	Hillary Pattenden	Mercyhurst	SO	1107:48	30	1.62
11	Amanda Mazzotta	Cornell	SO	964:10	27	1.68
12	Becca Ruegsegger	Wisconsin	FR	810:54	25	1.85
13	Alexandra Garcia	Connecticut	SO	1076:34	34	1.89
14	Rachel Weber	Princeton	SO	641:17	21	1.96
15	Sonja van der Blik	Rensselaer	JR	1161:35	40	2.07
16	Zuzana Tomcikova	Bemidji State	SO	1090:51	38	2.09
17	Genevieve Lacasse	Providence	SO	1406:10	49	2.09
18	Jennifer Harss	Minnesota Duluth	FR	1303:07	47	2.16
19	Jenni Bauer	Niagara	JR	1213:57	44	2.17
20	Cassie Seguin	Princeton	FR	634:13	23	2.18
21	Lindsey Minton	New Hampshire	SO	590:46	22	2.23
22	Delayne Brian	Wayne State	SO	536:36	20	2.24
23	Lucy Schoedel	Syracuse	SR	1306:08	50	2.30
24	Melissa Haber	Boston University	SR	1149:01	44	2.30
25	Brittany Chartier	St. Lawrence	SR	934:39	36	2.31

Points Per Game (Defensemen)		GP	G-A-P	P/GM	
1	Courtney Birchard	New Hampshire	JR D 19	8-11-19	1.00
2	Lisa Wilson	Holy Cross	SR D 13	3-9-12	0.92
3	Cassee Schols	Mercyhurst	JR D 19	2-14-16	0.84
4	Anne Schleper	Minnesota	SO D 22	9-9-18	0.82
5	Melissa Lacroix	Mercyhurst	JR D 19	1-13-14	0.74
	Britni Smith	St. Lawrence	SR D 19	5-9-14	0.74
7	Megan Bozek	Minnesota	FR D 22	4-12-16	0.73
8	Sasha Nanji	Dartmouth	FR D 16	2-9-11	0.69
9	Nicole Palazzo	Sacred Heart	SO D 15	2-8-10	0.67
10	Jamie Mey	Sacred Heart	SO D 14	2-7-9	0.64
11	Jaime Rasmussen	Minnesota Duluth	SR D 22	5-9-14	0.64
12	Cristin Allen	Connecticut	SR D 22	1-12-13	0.59
	Rachel Davis	Ohio State	SR D 22	4-9-13	0.59
	Brittany Maschmeyer	Syracuse	SR D 22	1-12-13	0.59
15	Lauriane Rougeau	Cornell	FR D 14	2-6-8	0.57
	Laura Fortino	Cornell	FR D 14	3-5-8	0.57
	Laura Gersten	Rensselaer	SR D 21	3-9-12	0.57
18	Jill Szandzik	Wayne State	SO D 18	3-7-10	0.56
19	Jordan Brickner	Colgate	FR D 20	4-7-11	0.55
20	Geena Prough	Wisconsin	JR D 22	6-6-12	0.55

Save Percentage		Saves	GA	Save %		
1	Noora R%oty	Minnesota	FR	385	14	.965
2	Florence Schelling	Northeastern	SO	431	21	.954
3	Christina Kessler	Harvard	SR	303	16	.950
4	Lauren Dahm	Clarkson	JR	457	26	.946
5	Carly Dominick-Sobol	Holy Cross	SO	114	7	.942
6	Victoria Vigilanti	Quinnipiac	FR	501	31	.942
7	Monique Gallant	Holy Cross	JR	127	8	.941
8	Zuzana Tomcikova	Bemidji State	SO	564	38	.937
9	Kayley Herman	New Hampshire	JR	195	14	.933
10	Jennifer Harss	Minnesota Duluth	FR	623	47	.930
11	Becca Ruegsegger	Wisconsin	FR	314	25	.926
12	Genevieve Lacasse	Providence	SO	606	49	.925
13	Ashley Nixon	St. Cloud State	JR	568	46	.925
14	Alannah McCready	Wisconsin	SR	171	14	.924
15	Hillary Pattenden	Mercyhurst	SO	366	30	.924
16	Corinne Boyles	Boston College	FR	407	34	.923
17	Alexandra Garcia	Connecticut	SO	400	34	.922
18	Brittany Ott	Maine	FR	344	30	.920
19	Melissa Haber	Boston University	SR	491	44	.918
20	Jenni Bauer	Niagara	JR	485	44	.917

Points Per Game (Freshmen)		GP	G-A-P	P/GM	
1	Hokey Langan	Ohio State	F 22	11-18-29	1.32
2	Isabel Menard	Syracuse	F 22	10-17-27	1.23
3	Katherine Wilson	Minnesota Duluth	F 22	10-12-22	1.00
4	Camille Dumais	Dartmouth	F 16	5-9-14	0.88
5	Jillian Dempsey	Harvard	F 15	7-6-13	0.87
6	Heather Hughes	Quinnipiac	F 21	10-8-18	0.86
7	Jenna Hendrikx	Niagara	F 20	10-7-17	0.85
8	Caroline English	Holy Cross	F 13	3-8-11	0.85
9	Kristina Lavoie	New Hampshire	F 19	8-8-16	0.84
10	Kelly Sabatine	St. Lawrence	F 20	6-10-16	0.80
11	Kristine Horn	New Hampshire	F 19	6-9-15	0.79
12	Brittany Phillips	Colgate	F 22	10-7-17	0.77
13	Megan Bozek	Minnesota	D 22	4-12-16	0.73
	Audrey Cournoyer	Minnesota Duluth	F 22	4-12-16	0.73
	Holly Carrie-Mattimoe	Syracuse	F 22	6-10-16	0.73
16	Julie Ingratta	Wayne State	F 17	4-8-12	0.71
17	Rebecca O'Quinn	Holy Cross	F 13	1-8-9	0.69
18	Sasha Nanji	Dartmouth	D 16	2-9-11	0.69
19	Casey Pickett	Northeastern	F 19	6-7-13	0.68
20	Jill Cardella	Boston University	F 22	10-5-15	0.68

Winning Percentage		W-L-T	Win %		
1	Carly Dominick-Sobol	Holy Cross	SO	5-0-0	1.000
2	Monique Gallant	Holy Cross	JR	7-0-1	.938
3	Hillary Pattenden	Mercyhurst	SO	16-1-2	.895
4	Kayley Herman	New Hampshire	JR	7-0-2	.889
5	Noora R%oty	Minnesota	FR	12-2-2	.812
6	Alannah McCready	Wisconsin	SR	7-2-0	.778
7	Lauren Dahm	Clarkson	JR	15-4-2	.762
8	Lindsey Minton	New Hampshire	SO	6-2-2	.700
9	Christina Kessler	Harvard	SR	8-3-2	.692
10	Jennifer Harss	Minnesota Duluth	FR	13-7-2	.636
11	Florence Schelling	Northeastern	SO	9-5-2	.625
12	Lucy Schoedel	Syracuse	SR	13-8-1	.614
13	Alexandra Garcia	Connecticut	SO	8-5-5	.583
14	Melissa Haber	Boston University	SR	8-5-6	.579
15	Becca Ruegsegger	Wisconsin	FR	6-4-3	.577
16	Amanda Mazzotta	Cornell	SO	8-6-2	.562
	Brittany Chartier	St. Lawrence	SR	7-5-4	.562
18	Rachel Weber	Princeton	SO	5-4-0	.556
19	Corinne Boyles	Boston College	FR	4-3-6	.538
20	Victoria Vigilanti	Quinnipiac	FR	8-7-6	.524

National Category Leaders

Goals Per Game		GP	G	G/GM
1	Stacey Hochkins	Holy Cross	SO F 13 14	1.08
2	Felicia Nelson	St. Cloud State	SR F 19 18	0.95
3	Jocelyn Kratchmer	Holy Cross	JR F 13 12	0.92
4	Jesse Scanzano	Mercyhurst	JR F 16 14	0.88
5	Bailey Bram	Mercyhurst	SO F 19 16	0.84
6	Vicki Bendus	Mercyhurst	JR F 19 14	0.74
	Ashley Cockell	Mercyhurst	JR F 19 14	0.74
8	Amanda Trunzo	Dartmouth	JR F 15 11	0.73
9	Nicola Garat	Holy Cross	SO F 13 9	0.69
10	Emily West	Minnesota	JR F 22 15	0.68
	Brooke Ammerman	Wisconsin	SO F 22 15	0.68
12	Caitlin Hogan	St. Cloud State	SR F 22 14	0.64
13	Kelly Paton	New Hampshire	SR F 19 12	0.63
14	Sarah Parsons	Dartmouth	SR F 16 10	0.62
15	Michelle Binning	Connecticut	SR F 22 13	0.59
	Emmanuelle Blais	Minnesota Duluth	SR F 22 13	0.59
17	Lauren Fontaine	Sacred Heart	JR F 17 10	0.59
18	Stefanie Marty	Syracuse	JR F 19 11	0.58
19	Jenelle Kohanchuk	Boston University	SO F 21 12	0.57
	Dominique Thibault	Clarkson	SR F 21 12	0.57
	Vanessa Emond	St. Lawrence	SO F 21 12	0.57
22	Jenna Cunningham	Dartmouth	SR F 16 9	0.56
23	Natalie Spooner	Ohio State	SO F 20 11	0.55
24	Katie Stewart	Colgate	SR F 22 12	0.55
	Sarah Erickson	Minnesota	SO F 22 12	0.55

Assists Per Game		GP	A	A/GM
1	Jesse Scanzano	Mercyhurst	JR F 16 20	1.25
2	Micaela Long	New Hampshire	SR F 19 23	1.21
3	Vicki Bendus	Mercyhurst	JR F 19 21	1.11
	Kelly Paton	New Hampshire	SR F 19 21	1.11
5	Jocelyn Kratchmer	Holy Cross	JR F 13 12	0.92
	Stacey Hochkins	Holy Cross	SO F 13 12	0.92
7	Jess Jones	Mercyhurst	SO F 19 16	0.84
8	Hokey Langan	Ohio State	FR F 22 18	0.82
	Holly Roberts	St. Cloud State	SR F 22 18	0.82
10	Emmanuelle Blais	Minnesota Duluth	SR F 22 17	0.77
	Meaghan Pezon	St. Cloud State	SR F 22 17	0.77
	Isabel Menard	Syracuse	FR F 22 17	0.77
13	Laura Fridfinnson	Minnesota Duluth	JR F 20 15	0.75
14	Cassee Schols	Mercyhurst	JR D 19 14	0.74
	Bailey Bram	Mercyhurst	SO F 19 14	0.74
16	Kate Buesser	Harvard	JR F 15 11	0.73
17	Emily West	Minnesota	JR F 22 16	0.73
18	Britney Selina	Clarkson	SR F 21 15	0.71
	Jenna Ouellette	Maine	SR F 21 15	0.71
	Catherine White	Cornell	SO F 14 10	0.71
21	Kelly Foley	Dartmouth	SO F 13 9	0.69
	Lisa Wilson	Holy Cross	SR D 13 9	0.69
23	Melissa Lacroix	Mercyhurst	JR D 19 13	0.68
24	Laura McIntosh	Ohio State	SO F 22 15	0.68
25	Melissa Anderson	Boston University	SR F 21 14	0.67

Power Play Goals		GP	PPG/G	PPG
1	Felicia Nelson	St. Cloud State	SR F 19	0.47 9
2	Katrina Protopapas	Wayne State	SR F 18	0.44 8
3	Bailey Bram	Mercyhurst	SO F 19	0.37 7
	Kailey Nash	Vermont	SO F 20	0.35 7
5	Melissa Waldie	Clarkson	JR F 21	0.29 6
	Erin Johnson	Bemidji State	JR F 22	0.27 6
	Julie Rising	Syracuse	JR F 22	0.27 6
	Nicole Anderson	Providence	FR F 23	0.26 6
9	Chelsea Karpenko	Cornell	SO F 17	0.29 5
	Courtney Birchard	New Hampshire	JR D 19	0.26 5
	Jenelle Kohanchuk	Boston University	SO F 21	0.24 5
	Jenna Ouellette	Maine	SR F 21	0.24 5
	Heather Landry	Princeton	SO F 21	0.24 5
	Whitney Naslund	Rensselaer	SR F 21	0.24 5
	Brianna Delaney	Robert Morris	SO F 21	0.24 5
	Katie Stewart	Colgate	SR F 22	0.23 5
	Anne Schleper	Minnesota	SO D 22	0.23 5

Game-Winning Goals		GP	GWG
1	Emily West	Minnesota	JR F 22 7
2	Bailey Bram	Mercyhurst	SO F 19 6
	Brooke Ammerman	Wisconsin	SO F 22 6
4	Alyssa Wohlfeiler	Northeastern	JR F 18 4
	Natalie Spooner	Ohio State	SO F 20 4
	Melissa Waldie	Clarkson	JR F 21 4
	Dominique Thibault	Clarkson	SR F 21 4
	Erin Johnson	Bemidji State	JR F 22 4
9	21 Players Tied With		3

Shorthanded Goals		GP	SHG/G	SHG
1	Vicki Bendus	Mercyhurst	JR F 19	0.26 5
2	Jocelyn Kratchmer	Holy Cross	JR F 13	0.23 3
	Bailey Bram	Mercyhurst	SO F 19	0.16 3
	Emily West	Minnesota	JR F 22	0.14 3
	Caitlin Hogan	St. Cloud State	SR F 22	0.14 3
6	Jesse Scanzano	Mercyhurst	JR F 16	0.12 2
	Ashley Cockell	Mercyhurst	JR F 19	0.11 2
	Kelley Steadman	Mercyhurst	SO F 19	0.11 2
	Lauren Smith	Minnesota State	FR F 20	0.10 2
	Vanessa Emond	St. Lawrence	SO F 21	0.10 2
11	45 Players Tied With			1

National Team Leaders



SCORING OFFENSE	GP	Goals	G/GM
1 Mercyhurst	19	90	4.74
2 Holy Cross	13	54	4.15
3 Minnesota	22	78	3.55
4 New Hampshire	19	64	3.37
5 Sacred Heart	17	55	3.24
6 Ohio State	22	70	3.18
7 Minnesota Duluth	22	67	3.05
8 Boston University	22	65	2.95
Syracuse	22	65	2.95
10 Dartmouth	16	46	2.88
11 Wisconsin	22	62	2.82
12 Clarkson	21	56	2.67
13 Colgate	22	58	2.64
14 Providence	23	60	2.61
15 Connecticut	22	57	2.59
16 St. Lawrence	21	54	2.57
17 Maine	21	53	2.52
18 Princeton	21	52	2.48
19 Harvard	15	37	2.47
20 St. Cloud State	22	54	2.45
21 Rensselaer	21	51	2.43
22 Northeastern	19	45	2.37
23 Wayne State	18	42	2.33
24 Niagara	20	45	2.25
25 Cornell	17	38	2.24
26 Quinnipiac	22	47	2.14
27 North Dakota	20	40	2.00
28 Minnesota State	20	38	1.90
29 Robert Morris	21	39	1.86
30 Yale	17	31	1.82
31 Bemidji State	22	40	1.82
32 Boston College	20	36	1.80
33 Vermont	21	35	1.67
34 Brown	16	26	1.62
35 Union	22	28	1.27



SCORING DEFENSE	GP	Goals	G/GM
1 Holy Cross	13	15	1.15
2 Northeastern	19	24	1.26
3 Clarkson	21	27	1.29
4 Minnesota	22	29	1.32
5 Harvard	15	20	1.33
6 Quinnipiac	22	35	1.59
7 Mercyhurst	19	33	1.74
8 Wisconsin	22	40	1.82
9 New Hampshire	19	36	1.89
10 Connecticut	22	42	1.91
11 Cornell	17	34	2.00
12 Minnesota Duluth	22	48	2.18
13 Princeton	21	46	2.19
14 Providence	23	52	2.26
15 Rensselaer	21	48	2.29
16 Niagara	20	47	2.35
17 Syracuse	22	52	2.36
18 Boston College	20	49	2.45
19 St. Lawrence	21	52	2.48
20 Bemidji State	22	57	2.59
21 Wayne State	18	47	2.61
22 Maine	21	55	2.62
23 Vermont	21	56	2.67
24 Boston University	22	60	2.73
25 Dartmouth	16	44	2.75
26 North Dakota	20	57	2.85
27 Yale	17	50	2.94
28 St. Cloud State	22	66	3.00
29 Union	22	67	3.05
30 Brown	16	51	3.19
31 Minnesota State	20	65	3.25
32 Ohio State	22	72	3.27
33 Robert Morris	21	71	3.38
34 Colgate	22	86	3.91
35 Sacred Heart	17	94	5.53



POWER PLAY	Totals	SHA	PP%
1 New Hampshire	24/81	2	29.6
2 Syracuse	25/106	0	23.6
3 Minnesota	24/111	0	21.6
4 Mercyhurst	26/122	1	21.3
5 Dartmouth	18/89	3	20.2
6 Boston University	18/91	0	19.8
7 St. Lawrence	18/92	1	19.6
8 Ohio State	18/93	4	19.4
9 Cornell	12/66	3	18.2
10 Princeton	19/105	0	18.1
11 Providence	21/118	1	17.8
12 St. Cloud State	22/130	4	16.9
13 Niagara	16/95	1	16.8
14 Clarkson	16/97	1	16.5
15 Holy Cross	9/56	0	16.1
16 Wayne State	16/100	2	16.0
17 Maine	16/103	6	15.5
18 Connecticut	16/104	0	15.4
19 Rensselaer	16/110	2	14.5
20 Colgate	18/126	5	14.3
21 Vermont	18/127	2	14.2
22 Bemidji State	13/93	4	14.0
23 Harvard	9/71	1	12.7
24 Minnesota Duluth	16/127	5	12.6
25 Robert Morris	12/98	7	12.2
26 Minnesota State	12/99	3	12.1
27 Quinnipiac	10/84	1	11.9
28 Wisconsin	11/99	1	11.1
29 Northeastern	8/75	2	10.7
30 Yale	7/68	0	10.3
31 Sacred Heart	8/86	2	9.3
32 Boston College	9/101	0	8.9
33 North Dakota	8/94	0	8.5
34 Union	5/68	2	7.4
35 Brown	5/69	2	7.2



PENALTY KILL	Totals	SHF	PK%
1 Cornell	54/55	2	98.2
2 Minnesota	106/115	5	92.2
3 Maine	87/96	0	90.6
4 New Hampshire	86/95	3	90.5
5 Northeastern	66/73	1	90.4
6 Harvard	55/61	0	90.2
7 Wisconsin	98/109	2	89.9
8 Mercyhurst	129/144	15	89.6
9 Ohio State	93/104	1	89.4
10 Minnesota Duluth	103/116	4	88.8
11 Holy Cross	63/71	3	88.7
12 Quinnipiac	65/74	2	87.8
13 Clarkson	86/98	2	87.8
14 St. Lawrence	63/73	4	86.3
15 Providence	86/100	1	86.0
16 Boston College	92/107	0	86.0
17 Connecticut	91/106	5	85.8
18 Rensselaer	88/103	2	85.4
19 Robert Morris	75/89	1	84.3
20 Wayne State	79/94	2	84.0
21 St. Cloud State	92/110	4	83.6
22 Bemidji State	84/101	0	83.2
23 Princeton	73/88	1	83.0
24 Dartmouth	71/86	0	82.6
25 Niagara	79/96	1	82.3
26 Syracuse	92/112	2	82.1
27 Yale	56/69	2	81.2
28 Union	90/113	0	79.6
29 Brown	69/87	0	79.3
30 Sacred Heart	59/75	2	78.7
31 Minnesota State	93/119	2	78.2
32 North Dakota	78/101	1	77.2
33 Vermont	77/100	1	77.0
34 Boston University	81/106	0	76.4
35 Colgate	82/113	1	72.6



Hockey East Overall Scoring Leaders

Scoring

					GP	G-A-P	PPG	PIM	PP	SH	GW	HT	+/-
1	Kelly Paton	UNH	SR	F	19	12-21-33	1.74	5/10	3	1	3	1	+15
2	Micaela Long	UNH	SR	F	19	9-23-32	1.68	4/8	3	1	2	0	+17
3	Jenna Ouellette	ME	SR	F	21	11-15-26	1.24	5/10	5	0	2	0	-2
4	Ashley Cottrell	PC	SO	F	23	11-13-24	1.04	5/10	4	0	2	0	+2
5	Melissa Anderson	BU	SR	F	21	9-14-23	1.10	20/48	4	0	1	0	+9
6	Taryn Peacock	ME	SR	F	21	7-13-20	0.95	11/22	3	0	0	0	+2
7	Courtney Birchard	UNH	JR	D	19	8-11-19	1.00	11/22	5	1	3	0	+9
	Michelle Binning	UC	SR	F	22	13-6-19	0.86	12/24	4	1	3	0	+9
9	Jenelle Kohanchuk	BU	SO	F	21	12-6-18	0.86	7/14	5	0	2	1	+5
	Jillian Kirchner	BU	JR	F	22	6-12-18	0.82	6/12	4	0	1	0	+3
11	Lauren Cherewyk	BU	JR	F	22	6-11-17	0.77	2/4	1	0	3	0	+4
12	Kristi Kehoe	NU	JR	F	19	9-7-16	0.84	6/12	3	0	1	0	+9
	Kristina Lavoie	UNH	FR	F	19	8-8-16	0.84	6/12	4	0	1	0	+8
	Monique Weber	UC	SO	F	22	8-8-16	0.73	17/45	3	1	1	0	-2
	Alyse Ruff	PC	JR	F	23	8-8-16	0.70	11/22	4	0	2	0	+2
	Jean O'Neill	PC	JR	F	23	5-11-16	0.70	4/8	2	1	0	0	+3
17	Alyssa Wohlfeiler	NU	JR	F	18	9-6-15	0.83	4/8	1	0	4	0	+6
	Kristine Horn	UNH	FR	F	19	6-9-15	0.79	4/8	4	0	1	0	+5
	Jill Cardella	BU	FR	F	22	10-5-15	0.68	7/14	1	0	1	0	+6
20	Allie Thunstrom	BC	SR	F	20	10-4-14	0.70	3/6	2	0	2	0	-1
	Lexie Hoffmeyer	ME	SR	F/D	20	3-11-14	0.70	10/20	1	0	1	0	-1
22	Casey Pickett	NU	FR	F	19	6-7-13	0.68	2/4	0	0	0	0	+12
	Chelsea Furlani	UVM	SR	F	21	6-7-13	0.62	5/10	3	0	0	0	-8
	Cristin Allen	UC	SR	D	22	1-12-13	0.59	8/16	1	0	0	0	+6
	Jessica Cohen	PC	FR	F	23	4-9-13	0.57	11/22	0	0	2	0	E

Defenseman Scoring

					GP	G-A-P	PPG	PIM	PP	SH	GW	HT	+/-
1	Courtney Birchard	UNH	JR	D	19	8-11-19	1.00	11/22	5	1	3	0	+9
2	Cristin Allen	UC	SR	D	22	1-12-13	0.59	8/16	1	0	0	0	+6
3	Sami Evelyn	UC	SO	D	22	3-8-11	0.50	7/25	2	0	1	0	+3
4	Tara Watchorn	BU	SO	D	15	1-9-10	0.67	9/21	0	0	0	0	+9
	Blake Bolden	BC	FR	D	20	3-7-10	0.50	17/34	1	0	0	0	-1
	Kasey Boucher	BU	SO	D	22	4-6-10	0.45	2/4	1	0	0	0	+6
	Jody Sydor	UC	JR	D	22	2-8-10	0.45	7/14	2	0	0	0	+7
8	Sarah Appleton	BU	SR	D	22	3-6-9	0.41	12/24	0	0	0	0	+2
	Carly Warren	BU	SO	D	22	2-7-9	0.41	9/18	1	0	0	0	+5
	Amber Yung	PC	JR	D	23	3-6-9	0.39	4/8	1	0	0	0	-5
11	Jessica Bond	ME	SO	D	20	1-7-8	0.40	10/20	0	0	0	0	+7
12	Maggie Walsh	UVM	FR	D	19	2-5-7	0.37	7/14	0	0	0	0	-4
13	Peggy Wakeham	UVM	JR	D	21	0-6-6	0.29	15/30	0	0	0	0	-12
	Rebecca Hewett	UC	SO	D	22	0-6-6	0.27	10/20	0	0	0	0	E
	Colleen Martin	PC	SR	D	23	1-5-6	0.26	7/14	1	0	0	0	+1
	Jennifer Friedman	PC	SO	D	23	1-5-6	0.26	7/14	1	0	0	0	+6

Freshman Scoring

					GP	G-A-P	PPG	PIM	PP	SH	GW	HT	+/-
1	Kristina Lavoie	UNH	FR	F	19	8-8-16	0.84	6/12	4	0	1	0	+8
2	Kristine Horn	UNH	FR	F	19	6-9-15	0.79	4/8	4	0	1	0	+5
	Jill Cardella	BU	FR	F	22	10-5-15	0.68	7/14	1	0	1	0	+6
4	Casey Pickett	NU	FR	F	19	6-7-13	0.68	2/4	0	0	0	0	+12
	Jessica Cohen	PC	FR	F	23	4-9-13	0.57	11/22	0	0	2	0	E
6	Brittany Esposito	NU	FR	F	19	6-6-12	0.63	6/12	2	1	2	0	+4
	Ashley Motherwell	BC	FR	F	20	5-7-12	0.60	7/14	2	0	1	0	+3
	Elisabeth Stathopulous	UC	FR	F	22	6-6-12	0.55	2/4	1	0	2	0	+4
	Nicole Anderson	PC	FR	F	23	9-3-12	0.52	4/8	6	0	1	1	-2
10	Blake Bolden	BC	FR	D	20	3-7-10	0.50	17/34	1	0	0	0	-1
11	Kelly Horan	UC	FR	F	22	2-7-9	0.41	2/4	0	0	0	0	+1
12	Brittany Skudder	UNH	FR	F	14	3-4-7	0.50	5/10	2	0	0	0	-2
	Maggie Walsh	UVM	FR	D	19	2-5-7	0.37	7/14	0	0	0	0	-4
	Emily Walsh	UVM	FR	F	20	3-4-7	0.35	10/31	3	0	0	0	-6
15	6 Players Tied With					5 Points							

Hockey East Overall Scoring Leaders

Goal Scoring

				GP	G	GPG						GP	A	APG	
1	Michelle Binning	UC	SR	F	22	13	0.59	1	Micaela Long	UNH	SR	F	19	23	1.21
2	Kelly Paton	UNH	SR	F	19	12	0.63	2	Kelly Paton	UNH	SR	F	19	21	1.11
	Jenelle Kohanchuk	BU	SO	F	21	12	0.57	3	Jenna Ouellette	ME	SR	F	21	15	0.71
4	Jenna Ouellette	ME	SR	F	21	11	0.52	4	Melissa Anderson	BU	SR	F	21	14	0.67
	Ashley Cottrell	PC	SO	F	23	11	0.48	5	Taryn Peacock	ME	SR	F	21	13	0.62
6	Allie Thunstrom	BC	SR	F	20	10	0.50		Ashley Cottrell	PC	SO	F	23	13	0.57
	Jill Cardella	BU	FR	F	22	10	0.45	7	Jillian Kirchner	BU	JR	F	22	12	0.55
8	Alyssa Wohlfeiler	NU	JR	F	18	9	0.50		Cristin Allen	UC	SR	D	22	12	0.55
	Micaela Long	UNH	SR	F	19	9	0.47	9	Courtney Birchard	UNH	JR	D	19	11	0.58
	Kristi Kehoe	NU	JR	F	19	9	0.47		Lexie Hoffmeyer	ME	SR	F/D	20	11	0.55
	Melissa Anderson	BU	SR	F	21	9	0.43		Lauren Cherewyk	BU	JR	F	22	11	0.50
	Nicole Anderson	PC	SR	F	23	9	0.39		Jean O'Neill	PC	JR	F	23	11	0.48
13	Courtney Birchard	UNH	JR	D	19	8	0.42	13	Tara Watchorn	BU	SO	D	15	9	0.60
	Kristina Lavoie	UNH	FR	F	19	8	0.42		Kristine Horn	UNH	FR	F	19	9	0.47
	Kailey Nash	UVM	SO	F	20	8	0.40		Jessica Cohen	PC	FR	F	23	9	0.39
	Monique Weber	UC	SO	F	22	8	0.36								
	Alyse Ruff	PC	JR	F	23	8	0.35								

Power Play Goals

				GP	G	GPG						GP	G-A-P	PPG	
1	Kailey Nash	UVM	SO	F	20	7	0.35	1	Kelly Paton	UNH	SR	F	19	3-13-16	0.84
2	Nicole Anderson	PC	FR	F	23	6	0.26	2	Micaela Long	UNH	SR	F	19	3-9-12	0.63
3	Courtney Birchard	UNH	JR	D	19	5	0.26		Jenna Ouellette	ME	SR	F	21	5-7-12	0.57
	Jenelle Kohanchuk	BU	SO	F	21	5	0.24	4	Courtney Birchard	UNH	JR	D	19	5-5-10	0.53
	Jenna Ouellette	ME	SR	F	21	5	0.24		Kristine Horn	UNH	FR	F	19	4-6-10	0.53
6	Kristina Lavoie	UNH	FR	F	19	4	0.21		Ashley Cottrell	PC	SO	F	23	4-6-10	0.43
	Kristine Horn	UNH	FR	F	19	4	0.21	7	Kailey Nash	UVM	SO	F	20	7-2-9	0.45
	Melissa Anderson	BU	SR	F	21	4	0.19	8	Jenelle Kohanchuk	BU	SO	F	21	5-3-8	0.38
	Jillian Kirchner	BU	JR	F	22	4	0.18		Chelsea Furlani	UVM	SR	F	21	3-5-8	0.38
	Michelle Binning	UC	SR	F	22	4	0.18		Alyse Ruff	PC	JR	F	23	4-4-8	0.35
	Alyse Ruff	PC	JR	F	23	4	0.17								
	Ashley Cottrell	PC	SO	F	23	4	0.17								

Shorthanded Goals

				GP	G	GPG						GP	G	GPG	
1	Micaela Long	UNH	SR	F	19	1	0.05	1	Alyssa Wohlfeiler	NU	JR	F	18	4	0.22
	Kelly Paton	UNH	SR	F	19	1	0.05	2	Kelly Paton	UNH	SR	F	19	3	0.16
	Courtney Birchard	UNH	JR	D	19	1	0.05		Courtney Birchard	UNH	JR	D	19	3	0.16
	Brittany Esposito	NU	FR	F	19	1	0.05		Lindsay Berman	NU	SR	F	19	3	0.16
	Celeste Doucet	UVM	JR	F	20	1	0.05		Kailey Nash	UVM	SO	F	20	3	0.15
	Maude Blain	UC	FR	D	21	1	0.05		Lauren Cherewyk	BU	JR	F	22	3	0.14
	Amy Hollstein	UC	SR	F	22	1	0.05		Michelle Binning	UC	SR	F	22	3	0.14
	Michelle Binning	UC	SR	F	22	1	0.05	8	Micaela Long	UNH	SR	F	19	2	0.11
	Jennifer Chaisson	UC	JR	F	22	1	0.05		Kelly Cahill	UNH	SR	F	19	2	0.11
	Monique Weber	UC	SO	F	22	1	0.05		Brittany Esposito	NU	FR	F	19	2	0.11
	Jean O'Neill	PC	JR	F	23	1	0.04		Allie Thunstrom	BC	SR	F	20	2	0.10
									Danielle Welch	BC	SO	C	20	2	0.10
									Jenelle Kohanchuk	BU	SO	F	21	2	0.10
									Jenna Ouellette	ME	SR	F	21	2	0.10
									Brittany Nelson	UVM	SR	F	21	2	0.10
									Amy Hollstein	UC	SR	F	22	2	0.09
									Elisabeth Stathopoulos	UC	FR	F	22	2	0.09
									Alyse Ruff	PC	JR	F	23	2	0.09
									Ashley Cottrell	PC	SO	F	23	2	0.09
									Jessica Cohen	PC	FR	F	23	2	0.09

Plus-Minus

				GP	+/-	
1	Micaela Long	UNH	SR	F	19	+17
2	Kelly Paton	UNH	SR	F	19	+15
3	Casey Pickett	NU	FR	F	19	+12
	Casey Knajdek	UC	FR	F/D	22	+12
5	Kasey Cedorchuk	NU	SR	D	18	+11
6	Lindsay Berman	NU	SR	F	19	+10
	Stephanie Gavronsky	NU	SO	D	19	+10
8	Tara Watchorn	BU	SO	D	15	+9
	Courtney Birchard	UNH	JR	D	19	+9
	Kristi Kehoe	NU	JR	F	19	+9
	Melissa Anderson	BU	SR	F	21	+9
	Jonnie Bloemers	BU	SR	F	22	+9
	Michelle Binning	UC	SR	F	22	+9
	Jessica Lutz	UC	JR	F	22	+9

Hat Tricks

				GP	HT	
1	Jennie Gallo	ME	JR	F	17	1
	Kelly Paton	UNH	SR	F	19	1
	Jenelle Kohanchuk	BU	SO	F	21	1
	Nicole Anderson	PC	FR	F	23	1

Hockey East Overall Goaltending Leaders

Goals Against Average

			GP	Minutes	GA	GAA	Record	SO	Saves	Save %	
1	Florence Schelling	NU	SO	16	967:14	21	1.30	9-5-2	4	431	.954
2	Kayley Herman	UNH	JR	10	567:22	14	1.48	7-0-2	3	195	.933
3	Alexandra Garcia	UC	SO	18	1076:34	34	1.89	8-5-5	3	400	.922
4	Genevieve Lacasse	PC	SO	23	1406:10	49	2.09	8-7-8	3	606	.925
5	Lindsey Minton	UNH	SO	11	590:46	22	2.23	6-2-2	1	173	.887
6	Melissa Haber	BU	SR	19	1149:01	44	2.30	8-5-6	2	491	.918
7	Corinne Boyles	BC	FR	15	867:16	34	2.35	4-3-6	1	407	.923
8	Brittany Ott	ME	FR	13	745:46	30	2.41	4-5-3	2	344	.920
9	Kristen Olychuck	UVM	SR	20	1195:28	49	2.46	6-13-1	1	439	.900
10	Candice Currier	ME	SO	9	536:51	25	2.79	2-5-2	2	250	.909

Save Percentage

			GP	Minutes	GA	GAA	Record	SO	Saves	Save %	
1	Florence Schelling	NU	SO	16	967:14	21	1.30	9-5-2	4	431	.954
2	Kayley Herman	UNH	JR	10	567:22	14	1.48	7-0-2	3	195	.933
3	Genevieve Lacasse	PC	SO	23	1406:10	49	2.09	8-7-8	3	606	.925
4	Corinne Boyles	BC	FR	15	867:16	34	2.35	4-3-6	1	407	.923
5	Alexandra Garcia	UC	SO	18	1076:34	34	1.89	8-5-5	3	400	.922
6	Brittany Ott	ME	FR	13	745:46	30	2.41	4-5-3	2	344	.920
7	Melissa Haber	BU	SR	19	1149:01	44	2.30	8-5-6	2	491	.918
8	Candice Currier	ME	SO	9	536:51	25	2.79	2-5-2	2	250	.909
9	Kristen Olychuck	UVM	SR	20	1195:28	49	2.46	6-13-1	1	439	.900
10	Lindsey Minton	UNH	SO	11	590:46	22	2.23	6-2-2	1	173	.887

Saves

			GP	SVS/G	Saves	
1	Genevieve Lacasse	PC	SO	23	26.3	606
2	Melissa Haber	BU	SR	19	25.8	491
3	Kristen Olychuck	UVM	SR	20	21.9	439
4	Florence Schelling	NU	SO	16	26.9	431
5	Corinne Boyles	BC	FR	15	27.1	407
6	Alexandra Garcia	UC	SO	18	22.2	400
7	Brittany Ott	ME	FR	13	26.5	344
8	Candice Currier	ME	SO	9	27.8	250
9	Kayley Herman	UNH	JR	10	19.5	195
10	Lindsey Minton	UNH	SO	11	15.7	173
11	Kiera Kingston	BC	SO	7	21.9	153
12	Leah Sulyma	NU	JR	3	38.7	116
13	Jennie Bellonio	UC	SR	5	17.6	88
14	Alissa Fromkin	BU	FR	4	17.2	69
15	Caitlin Whitlock	UVM	SO	1	15.0	15
16	Christina England	PC	JR	1	3.0	3

Shutouts

			GP	Shutouts	
1	Florence Schelling	NU	SO	16	4
2	Kayley Herman	UNH	JR	10	3
	Alexandra Garcia	UC	SO	18	3
	Genevieve Lacasse	PC	SO	23	3
5	Leah Sulyma	NU	JR	3	2
	Kiera Kingston	BC	SO	7	2
	Candice Currier	ME	SO	9	2
	Brittany Ott	ME	FR	13	2
	Melissa Haber	BU	SR	19	2
10	Lindsey Minton	UNH	SO	11	1
	Corinne Boyles	BC	FR	15	1
	Kristen Olychuck	UVM	SR	20	1

Hockey East Overall Team Stats



TEAM OFFENSE

Team	Games	Goals	G/GM
1 New Hampshire	19	64	3.37
2 Boston University	22	65	2.95
3 Providence	23	60	2.61
4 Connecticut	22	57	2.59
5 Maine	21	53	2.52
6 Northeastern	19	45	2.37
7 Boston College	20	36	1.80
8 Vermont	21	35	1.67

TEAM DEFENSE

Team	Games	Goals	G/GM
1 Northeastern	19	24	1.26
2 New Hampshire	19	36	1.89
3 Connecticut	22	42	1.91
4 Providence	23	52	2.26
5 Boston College	20	49	2.45
6 Maine	21	55	2.62
7 Vermont	21	56	2.67
8 Boston University	22	60	2.73



POWER PLAY

Team	Totals	SHA	PP %
1 New Hampshire	24/81	2	29.6
2 Boston University	18/91	0	19.8
3 Providence	21/118	1	17.8
4 Maine	16/103	6	15.5
5 Connecticut	16/104	0	15.4
6 Vermont	18/127	2	14.2
7 Northeastern	8/75	2	10.7
8 Boston College	9/101	0	8.9

PENALTY KILL

Team	Totals	SHF	PK %
1 Maine	87/96	0	90.6
2 New Hampshire	86/95	3	90.5
3 Northeastern	66/73	1	90.4
4 Providence	86/100	1	86.0
5 Boston College	92/107	0	86.0
6 Connecticut	91/106	5	85.8
7 Vermont	77/100	1	77.0
8 Boston University	81/106	0	76.4



PENALTY MINUTES

Team	Games	PIM	PIM/G
1 Vermont	21	260	12.4
2 Boston College	20	234	11.7
3 Connecticut	22	248	11.3
4 Boston University	22	231	10.5
5 New Hampshire	19	196	10.3
6 Maine	21	212	10.1
7 Providence	23	222	9.7
8 Northeastern	19	158	8.3

SHOTS ON GOAL

Team	Games	SOG	SOG/G
1 New Hampshire	19	578	30.4
2 Boston University	22	631	28.7
3 Providence	23	646	28.1
4 Maine	21	580	27.6
5 Connecticut	22	599	27.2
6 Northeastern	19	494	26.0
7 Boston College	20	507	25.4
8 Vermont	21	492	23.4



SCORING BY PERIOD

Team	1st	2nd	3rd	OT	Total
1 Boston University	18	30	16	1	65
2 New Hampshire	18	25	21	0	64
3 Providence	18	25	17	0	60
4 Connecticut	13	26	18	0	57
5 Maine	17	21	15	0	53
6 Northeastern	18	13	14	0	45
7 Boston College	7	13	15	1	36
8 Vermont	8	17	10	0	35

GOALS ALLOWED BY PERIOD

Team	1st	2nd	3rd	OT	Total
1 Northeastern	9	7	7	1	24
2 New Hampshire	14	12	10	0	36
3 Connecticut	10	19	13	0	42
4 Boston College	15	21	13	0	49
5 Providence	11	18	22	1	52
6 Maine	10	23	21	1	55
7 Vermont	19	15	22	0	56
8 Boston University	13	22	25	0	60



SPECIAL TEAMS NET

Team	PPF	SHA	PP NET	PPA	SHF	SH NET	ST NET
1 New Hampshire	24	2	+22	9	3	-6	+16
2 Providence	21	1	+20	14	1	-13	+7
3 Connecticut	16	0	+16	15	5	-10	+6
4 Maine	16	6	+10	9	0	-9	+1
5 Northeastern	8	2	+6	7	1	-6	0
6 Boston College	9	0	+9	15	0	-15	-6
Vermont	18	2	+16	23	1	-22	-6
8 Boston University	18	0	+18	25	0	-25	-7



Hockey East Conference Scoring Leaders

Scoring

				GP	G-A-P	PPG	PIM	PP	SH	GW	HT	+/-	
1	Micaela Long	UNH	SR	F	9	4-12-16	1.78	3/6	1	0	1	0	+10
2	Ashley Cottrell	PC	SO	F	11	7-8-15	1.36	2/4	3	0	1	0	+3
3	Kelly Paton	UNH	SR	F	9	5-9-14	1.56	2/4	0	1	1	0	+11
4	Courtney Birchard	UNH	JR	D	9	4-6-10	1.11	4/8	3	1	2	0	+5
	Melissa Anderson	BU	SR	F	10	3-7-10	1.00	12/32	2	0	0	0	+6
	Casey Pickett	NU	FR	F	12	5-5-10	0.83	1/2	0	0	0	0	+7
7	Jill Cardella	BU	FR	F	11	6-3-9	0.82	3/6	0	0	1	0	+6
	Jenelle Kohanchuk	BU	SO	F	11	5-4-9	0.82	5/10	2	0	1	0	+1
	Jillian Kirchner	BU	JR	F	11	3-6-9	0.82	3/6	2	0	1	0	E
	Allie Thunstrom	BC	SR	F	12	5-4-9	0.75	1/2	1	0	2	0	+3
	Kristi Kehoe	NU	JR	F	12	4-5-9	0.75	4/8	1	0	0	0	+3
12	Jenna Ouellette	ME	SR	F	11	3-5-8	0.73	3/6	2	0	2	0	-5
	Ashley Motherwell	BC	FR	F	12	4-4-8	0.67	6/12	2	0	1	0	+4
	Blake Bolden	BC	FR	D	12	2-6-8	0.67	9/18	1	0	0	0	E
15	Kristina Lavoie	UNH	FR	F	9	4-3-7	0.78	3/6	1	0	1	0	+6
	Nicole Anderson	PC	FR	F	11	6-1-7	0.64	3/6	3	0	1	1	E
	Alyssa Wohlfeiler	NU	JR	F	11	5-2-7	0.64	3/6	0	0	4	0	+3
	Alyse Ruff	PC	JR	F	11	3-4-7	0.64	5/10	1	0	0	0	+2
	Brittany Esposito	NU	FR	F	12	4-3-7	0.58	5/10	1	1	1	0	+2
20	Tara Watchorn	BU	SO	D	8	0-6-6	0.75	4/8	0	0	0	0	+4
	Kelly Cahill	UNH	SR	F	9	5-1-6	0.67	0/0	2	0	1	0	+3
	Cristin Allen	UC	SR	D	9	0-6-6	0.67	4/8	0	0	0	0	E
	Mary Restuccia	BC	SO	F	10	3-3-6	0.60	12/24	1	0	0	0	+3
	Taryn Peacock	ME	SR	F	11	3-3-6	0.55	4/8	1	0	0	0	-4
	Jonnie Bloemers	BU	SR	F	11	2-4-6	0.55	6/12	0	0	0	0	+8
	Lauren Cherewyk	BU	JR	F	11	2-4-6	0.55	1/2	0	0	1	0	+1
	Jean O'Neill	PC	JR	F	11	2-4-6	0.55	2/4	1	1	0	0	+3
	Laura Veharanta	PC	SO	F	11	2-4-6	0.55	7/14	1	0	0	0	-3

Defenseman Scoring

				GP	G-A-P	PPG	PIM	PP	SH	GW	HT	+/-	
1	Courtney Birchard	UNH	JR	D	9	4-6-10	1.11	4/8	3	1	2	0	+5
2	Blake Bolden	BC	FR	D	12	2-6-8	0.67	9/18	1	0	0	0	E
3	Tara Watchorn	BU	SO	D	8	0-6-6	0.75	4/8	0	0	0	0	+4
	Cristin Allen	UC	SR	D	9	0-6-6	0.67	4/8	0	0	0	0	E
5	Carly Warren	BU	SO	D	11	1-4-5	0.45	6/12	1	0	0	0	+6
6	Sami Evelyn	UC	SO	D	9	2-2-4	0.44	0/0	1	0	1	0	-2
	Raylen Dziengelewski	UNH	JR	D	9	0-4-4	0.44	4/8	0	0	0	0	+5
	Kasey Boucher	BU	SO	D	11	2-2-4	0.36	1/2	1	0	0	0	+3
	Amber Yung	PC	JR	D	11	1-3-4	0.36	2/4	0	0	0	0	+1
10	Maggie Walsh	UVM	FR	D	9	0-3-3	0.33	5/10	0	0	0	0	-7
	Jessica Bond	ME	SO	D	10	0-3-3	0.30	9/18	0	0	0	0	-1
	Sarah Appleton	BU	SR	D	11	1-2-3	0.27	5/10	0	0	0	0	+1
	Julia Marty	NU	JR	D	11	0-3-3	0.27	5/10	0	0	0	0	+2
	Shannon Webster	BC	SR	D	12	0-3-3	0.25	3/6	0	0	0	0	-3
	Katelyn Kurth	BC	JR	D	12	0-3-3	0.25	9/18	0	0	0	0	E
	Kasey Cedorchuk	NU	SR	D	12	0-3-3	0.25	3/6	0	0	0	0	+6

Freshman Scoring

				GP	G-A-P	PPG	PIM	PP	SH	GW	HT	+/-	
1	Casey Pickett	NU	FR	F	12	5-5-10	0.83	1/2	0	0	0	0	+7
2	Jill Cardella	BU	FR	F	11	6-3-9	0.82	3/6	0	0	1	0	+6
3	Ashley Motherwell	BC	FR	F	12	4-4-8	0.67	6/12	2	0	1	0	+4
	Blake Bolden	BC	FR	D	12	2-6-8	0.67	9/18	1	0	0	0	E
5	Kristina Lavoie	UNH	FR	F	9	4-3-7	0.78	3/6	1	0	1	0	+6
	Nicole Anderson	PC	FR	F	11	6-1-7	0.64	3/6	3	0	1	1	E
	Brittany Esposito	NU	FR	F	12	4-3-7	0.58	5/10	1	1	1	0	+2
8	Kelly Horan	UC	FR	F	9	2-3-5	0.56	0/0	0	0	0	0	-1
	Kristine Horn	UNH	FR	F	9	1-4-5	0.56	3/6	0	0	0	0	+4
	Jessica Cohen	PC	FR	F	11	2-3-5	0.45	6/12	0	0	1	0	+2
11	Kelly Wallace	NU	FR	F	9	3-1-4	0.44	0/0	0	0	0	0	+3
12	Jessica Vella	PC	FR	F	3	2-1-3	1.00	1/2	0	0	0	0	+4
	Emily Walsh	UVM	FR	F	9	2-1-3	0.33	5/10	2	0	0	0	-2
	Maggie Walsh	UVM	FR	D	9	0-3-3	0.33	5/10	0	0	0	0	-7
	Brittany Dougherty	ME	FR	F	10	0-3-3	0.30	0/0	0	0	0	0	-2

Hockey East Conference Scoring Leaders

Goal Scoring

				GP	G	GPG
1 Ashley Cottrell	PC	SO	F	11	7	0.64
2 Jill Cardella	BU	FR	F	11	6	0.55
Nicole Anderson	PC	FR	F	11	6	0.55
4 Kelly Paton	UNH	SR	F	9	5	0.56
Kelly Cahill	UNH	SR	F	9	5	0.56
Jenelle Kohanchuk	BU	SO	F	11	5	0.45
Alyssa Wohlfelder	NU	JR	F	11	5	0.45
Allie Thunstrom	BC	SR	F	12	5	0.42
Casey Pickett	NU	FR	F	12	5	0.42
10 Micaela Long	UNH	SR	F	9	4	0.44
Courtney Birchard	UNH	JR	D	9	4	0.44
Julie Allen	UNH	JR	F	9	4	0.44
Kristina Lavoie	UNH	FR	F	9	4	0.44
Danielle Welch	BC	SO	C	12	4	0.33
Ashley Motherwell	BC	FR	F	12	4	0.33
Kristi Kehoe	NU	JR	F	12	4	0.33
Brittany Esposito	NU	FR	F	12	4	0.33

Assist Scoring

				GP	A	APG
1 Micaela Long	UNH	SR	F	9	12	1.33
2 Kelly Paton	UNH	SR	F	9	9	1.00
3 Ashley Cottrell	PC	SO	F	11	8	0.73
4 Melissa Anderson	BU	SR	F	10	7	0.70
5 Tara Watchorn	BU	SO	D	8	6	0.75
Cristin Allen	UC	SR	D	9	6	0.67
Courtney Birchard	UNH	JR	D	9	6	0.67
Jillian Kirchner	BU	JR	F	11	6	0.55
Blake Bolden	BC	FR	D	12	6	0.50
10 Jenna Ouellette	ME	SR	F	11	5	0.45
Kristi Kehoe	NU	JR	F	12	5	0.42
Casey Pickett	NU	FR	F	12	5	0.42
13 Raylen Dziengelewski	UNH	JR	D	9	4	0.44
Kristine Horn	UNH	FR	F	9	4	0.44
Jonnie Bloemers	BU	SR	F	11	4	0.36
Holly Lorms	BU	JR	F	11	4	0.36
Lauren Cherewyk	BU	JR	F	11	4	0.36
Carly Warren	BU	SO	D	11	4	0.36
Jenelle Kohanchuk	BU	SO	F	11	4	0.36
Alyse Ruff	PC	JR	F	11	4	0.36
Jean O'Neill	PC	JR	F	11	4	0.36
Lauren Covell	PC	SO	F	11	4	0.36
Laura Veharanta	PC	SO	F	11	4	0.36
Allie Thunstrom	BC	SR	F	12	4	0.33
Ashley Motherwell	BC	FR	F	12	4	0.33

Power Play Goals

				GP	G	GPG
1 Courtney Birchard	UNH	JR	D	9	3	0.33
Kailey Nash	UVM	SO	F	9	3	0.33
Ashley Cottrell	PC	SO	F	11	3	0.27
Nicole Anderson	PC	FR	F	11	3	0.27
5 Kelly Cahill	UNH	SR	F	9	2	0.22
Emily Walsh	UVM	FR	F	9	2	0.22
Melissa Anderson	BU	SR	F	10	2	0.20
Jillian Kirchner	BU	JR	F	11	2	0.18
Jenelle Kohanchuk	BU	SO	F	11	2	0.18
Jenna Ouellette	ME	SR	F	11	2	0.18
Ashley Motherwell	BC	FR	F	12	2	0.17

Power Play Points

				GP	G-A-P	PPG
1 Ashley Cottrell	PC	SO	F	11	3-3-6	0.55
2 Courtney Birchard	UNH	JR	D	9	3-1-4	0.44
Micaela Long	UNH	SR	F	9	1-3-4	0.44
Kelly Paton	UNH	SR	F	9	0-4-4	0.44
Jenelle Kohanchuk	BU	SO	F	11	2-2-4	0.36
Jenna Ouellette	ME	SR	F	11	2-2-4	0.36
Carly Warren	BU	SO	D	11	1-3-4	0.36
Laura Veharanta	PC	SO	F	11	1-3-4	0.36
Ashley Motherwell	BC	FR	F	12	2-2-4	0.33
Blake Bolden	BC	FR	D	12	1-3-4	0.33

Shorthanded Goals

				GP	G	GPG
1 Michelle Binning	UC	SR	F	9	1	0.11
Jennifer Chaisson	UC	JR	F	9	1	0.11
Monique Weber	UC	SO	F	9	1	0.11
Kelly Paton	UNH	SR	F	9	1	0.11
Courtney Birchard	UNH	JR	D	9	1	0.11
Jean O'Neill	PC	JR	F	11	1	0.09
Brittany Esposito	NU	FR	F	12	1	0.08

Game-Winning Goals

				GP	G	GPG
1 Alyssa Wohlfelder	NU	JR	F	11	4	0.36
2 Courtney Birchard	UNH	JR	D	9	2	0.22
Jenna Ouellette	ME	SR	F	11	2	0.18
Allie Thunstrom	BC	SR	F	12	2	0.17
5 Sarah Cuthbert	UNH	SO	F/D	8	1	0.12
Michelle Binning	UC	SR	F	9	1	0.11
Sami Evelyn	UC	SO	D	9	1	0.11
Micaela Long	UNH	SR	F	9	1	0.11
Kelly Paton	UNH	SR	F	9	1	0.11
Kelly Cahill	UNH	SR	F	9	1	0.11
Kristina Lavoie	UNH	FR	F	9	1	0.11
Kailey Nash	UVM	SO	F	9	1	0.11
Jillian Kirchner	BU	JR	F	11	1	0.09
Lauren Cherewyk	BU	JR	F	11	1	0.09
Jenelle Kohanchuk	BU	SO	F	11	1	0.09
Jill Cardella	BU	FR	F	11	1	0.09
Lexie Hoffmeyer	ME	SR	F/D	11	1	0.09
Ashley Cottrell	PC	SO	F	11	1	0.09
Arianna Rigano	PC	SR	F	11	1	0.09
Nicole Anderson	PC	FR	F	11	1	0.09
Jessica Cohen	PC	FR	F	11	1	0.09
Danielle Welch	BC	SO	C	12	1	0.08
Ashley Motherwell	BC	FR	F	12	1	0.08
Lindsay Berman	NU	SR	F	12	1	0.08
Brittany Esposito	NU	FR	F	12	1	0.08

Plus-Minus

				GP	+/-
1 Kelly Paton	UNH	SR	F	9	+11
2 Micaela Long	UNH	SR	F	9	+10
3 Jonnie Bloemers	BU	SR	F	11	+8
4 Stephanie Gavronsky	NU	SO	D	12	+7
Casey Pickett	NU	FR	F	12	+7
6 Kristina Lavoie	UNH	FR	F	9	+6
Melissa Anderson	BU	SR	F	10	+6
Carly Warren	BU	SO	D	11	+6
Britt Hergesheimer	BU	FR	D	11	+6
Jill Cardella	BU	FR	F	11	+6

Hat Tricks

				GP	HT
1 Nicole Anderson	PC	FR	F	11	1

Jennifer Friedman
Kasey Cedorchuk

PC	SO	D	11	+6
NU	SR	D	12	+6

Hockey East Conference Goaltending Leaders

Goals Against Average

			GP	Minutes	GA	GAA	Record	SO	Saves	Save %	
1	Kayley Herman	UNH	JR	4	224:10	5	1.34	3-0-1	2	69	.932
2	Florence Schelling	NU	SO	12	727:56	18	1.48	6-4-2	3	332	.949
3	Melissa Haber	BU	SR	9	545:06	15	1.65	4-3-2	2	240	.941
4	Brittany Ott	ME	FR	8	440:45	13	1.77	3-2-2	2	238	.948
5	Alexandra Garcia	UC	SO	8	499:42	15	1.80	2-2-4	1	179	.923
6	Kiera Kingston	BC	SO	5	290:00	9	1.86	1-2-2	2	126	.933
7	Genevieve Lacasse	PC	SO	11	674:32	21	1.87	4-3-4	1	276	.929
8	Corinne Boyles	BC	FR	8	447:40	16	2.14	3-2-2	1	210	.929
9	Lindsey Minton	UNH	SO	6	319:46	12	2.25	4-1-0	0	91	.883
10	Kristen Olychuck	UVM	SR	9	541:10	21	2.33	1-7-1	0	190	.900
11	Candice Currier	ME	SO	4	233:34	15	3.85	0-3-1	0	114	.884

Save Percentage

			GP	Minutes	GA	GAA	Record	SO	Saves	Save %	
1	Florence Schelling	NU	SO	12	727:56	18	1.48	6-4-2	3	332	.949
2	Brittany Ott	ME	FR	8	440:45	13	1.77	3-2-2	2	238	.948
3	Melissa Haber	BU	SR	9	545:06	15	1.65	4-3-2	2	240	.941
4	Kiera Kingston	BC	SO	5	290:00	9	1.86	1-2-2	2	126	.933
5	Kayley Herman	UNH	JR	4	224:10	5	1.34	3-0-1	2	69	.932
6	Genevieve Lacasse	PC	SO	11	674:32	21	1.87	4-3-4	1	276	.929
7	Corinne Boyles	BC	FR	8	447:40	16	2.14	3-2-2	1	210	.929
8	Alexandra Garcia	UC	SO	8	499:42	15	1.80	2-2-4	1	179	.923
9	Kristen Olychuck	UVM	SR	9	541:10	21	2.33	1-7-1	0	190	.900
10	Candice Currier	ME	SO	4	233:34	15	3.85	0-3-1	0	114	.884
11	Lindsey Minton	UNH	SO	6	319:46	12	2.25	4-1-0	0	91	.883

Saves

			GP	SVS/G	Saves
1	Florence Schelling	NU	SO	12	27.7
2	Genevieve Lacasse	PC	SO	11	25.1
3	Melissa Haber	BU	SR	9	26.7
4	Brittany Ott	ME	FR	8	29.8
5	Corinne Boyles	BC	FR	8	26.2
6	Kristen Olychuck	UVM	SR	9	21.1
7	Alexandra Garcia	UC	SO	8	22.4
8	Kiera Kingston	BC	SO	5	25.2
9	Candice Currier	ME	SO	4	28.5
10	Lindsey Minton	UNH	SO	6	15.2
11	Kayley Herman	UNH	JR	4	17.2
12	Alissa Fromkin	BU	FR	2	20.0
13	Jennie Bellonio	UC	SR	1	21.0

Shutouts

			GP	Shutouts	
1	Florence Schelling	NU	SO	12	3
2	Kayley Herman	UNH	JR	4	2
	Kiera Kingston	BC	SO	5	2
	Brittany Ott	ME	FR	8	2
	Melissa Haber	BU	SR	9	2
6	Corinne Boyles	BC	FR	8	1
	Alexandra Garcia	UC	SO	8	1
	Genevieve Lacasse	PC	SO	11	1

Hockey East Conference Team Stats



TEAM OFFENSE

Team	Games	Goals	G/GM
1 New Hampshire	9	31	3.44
2 Boston University	11	31	2.82
3 Providence	11	29	2.64
4 Northeastern	12	25	2.08
5 Connecticut	9	16	1.78
6 Boston College	12	21	1.75
7 Maine	11	14	1.27
8 Vermont	9	9	1.00

TEAM DEFENSE

Team	Games	Goals	G/GM
1 Northeastern	12	19	1.58
2 New Hampshire	9	17	1.89
3 Connecticut	9	18	2.00
Providence	11	22	2.00
5 Boston College	12	25	2.08
6 Vermont	9	21	2.33
7 Boston University	11	26	2.36
8 Maine	11	28	2.55



POWER PLAY

Team	Totals	SHA	PP %
1 New Hampshire	7/38	0	18.4
2 Boston University	8/48	0	16.7
3 Providence	9/56	0	16.1
4 Maine	6/51	4	11.8
5 Vermont	6/52	1	11.5
6 Boston College	7/62	0	11.3
7 Connecticut	3/45	0	6.7
Northeastern	3/45	2	6.7

PENALTY KILL

Team	Totals	SHF	PK %
1 Maine	53/56	0	94.6
2 New Hampshire	39/43	2	90.7
3 Connecticut	38/42	3	90.5
4 Northeastern	43/49	1	87.8
5 Boston College	55/63	0	87.3
6 Vermont	35/41	0	85.4
7 Providence	40/48	1	83.3
8 Boston University	45/55	0	81.8



PENALTY MINUTES

Team	Games	PIM	PIM/G
1 Boston College	12	142	11.8
2 Boston University	11	126	11.5
3 Vermont	9	102	11.3
4 Maine	11	122	11.1
5 Connecticut	9	99	11.0
6 New Hampshire	9	90	10.0
7 Providence	11	108	9.8
8 Northeastern	12	110	9.2

SHOTS ON GOAL

Team	Games	SOG	SOG/G
1 New Hampshire	9	272	30.2
2 Connecticut	9	270	30.0
3 Providence	11	328	29.8
4 Boston University	11	312	28.4
5 Northeastern	12	313	26.1
6 Boston College	12	306	25.5
7 Maine	11	277	25.2
8 Vermont	9	224	24.9



SCORING BY PERIOD

Team	1st	2nd	3rd	OT	Total
1 Boston University	10	13	8	0	31
New Hampshire	8	9	14	0	31
3 Providence	10	11	8	0	29
4 Northeastern	8	10	7	0	25
5 Boston College	5	7	8	1	21
6 Connecticut	2	8	6	0	16
7 Maine	5	6	3	0	14
8 Vermont	0	6	3	0	9

GOALS ALLOWED BY PERIOD

Team	1st	2nd	3rd	OT	Total
1 New Hampshire	6	7	4	0	17
2 Connecticut	4	9	5	0	18
3 Northeastern	7	5	6	1	19
4 Vermont	9	5	7	0	21
5 Providence	6	9	7	0	22
6 Boston College	6	12	7	0	25
7 Boston University	5	10	11	0	26
8 Maine	5	13	10	0	28



SPECIAL TEAMS NET

Team	PPF	SHA	PP NET	PPA	SHF	SH NET	ST NET
1 New Hampshire	7	0	+7	4	2	-2	+5
2 Connecticut	3	0	+3	4	3	-1	+2
Providence	9	0	+9	8	1	-7	+2
4 Boston College	7	0	+7	8	0	-8	-1
Maine	6	4	+2	3	0	-3	-1
Vermont	6	1	+5	6	0	-6	-1
7 Boston University	8	0	+8	10	0	-10	-2
8 Northeastern	3	2	+1	6	1	-5	-4

