



[www.HockeyEastOnline.com](http://www.HockeyEastOnline.com)

# WOMEN'S WEEKLY RELEASE

**Pete Souris**  
**Director of Public Relations**  
**Hockey East Association**  
 591 North Ave – #2  
 Wakefield, MA 01880  
 Office: (781) 245-2122  
 Cell: (603) 512-1166  
 psouris@HockeyEastOnline.com

FOR IMMEDIATE RELEASE: MONDAY, NOVEMBER 23, 2009

**WEEKLY RELEASE #9**

## BOSTON U. SHUTS OUT BC; EAGLES WIN SHOOTOUT VS. VERMONT ~Wildcats comeback to down RPI; WHEA All-Stars give Team USA tough battle~

**WAKEFIELD, Mass.** – No. 4 ranked UNH had a successful week against two non-conference opponents with a win and a tie vs. Rensselaer and Harvard, respectively. Boston College grabbed an extra point over Vermont in a shootout decision, but fell to Boston University 4-0 on Wednesday. No. 9 Northeastern defeated Providence by a score of 4-3. The Women's Hockey East All-Stars were defeated by the U.S. National Team, 4-0, on Sunday at UNH's Whittemore Center in exhibition play.

In a midweek match up cross-town rivals BU and BC took the ice at Conte Forum Wednesday night. BC fought hard offensively and outshot the Terriers 37-23, but BU's goalie Melissa Haber (Toronto, Ont.) stopped all 37 shots she faced and recorded her seventh career shutout win by a score of 4-0.

BC bounced back on Friday and grabbed an extra point in a shootout win over Vermont. In a battle of the rookies, freshman Kailey Nash (Middletown, R.I.) added two goals for the Catamounts but it was BC's freshman Blake Bolden's three-point (2g,1a) effort that made the difference including the game winning goal in the third round of the shootout.

UNH tied Harvard 1-1 on Wednesday and skated past RPI with a 4-3 victory on Friday night. Kelly Paton (Woodstock, Ontario) led the way for UNH, she matched her personal best with a four-point performance including her second career hat trick. Paton leads all active WHEA players in career points scored with 137.

Northeastern edged past Providence at Schneider Arena on Friday, 4-3. The friars jumped to an early lead scoring three goals in the first period. Alyssa Wohlfeiler (Saugus, Calif.) scored the game-winning goal for the Huskies just three minutes into the third period on Friday.

Hockey East put up a good fight and held Team USA to their lowest goal output of the Qwest Tour, with only four goals. Despite the 4-0 loss, WHEA was also able to stop all power play attempts as Team USA went 0-6 on the power play. Northeastern's Florence Schelling was named the Hockey East All-Stars Player of the Game with her standout performance in goal, stopping 19 of the 20 shots she faced. The 2010 U.S. National Team roster included former Hockey East standouts Kacey Bellamy (UNH) and Karen Thatcher (PC) and current players Molly Schaus (Natick, Mass.) and Kelli Stack (Brooklyn Heights, Ohio) from Boston College.

### 2009-2010 WHEA STANDINGS

Rk.	Team	GP	W	L	T	SOW	Pts	Overall	Conf. Off.	Conf. Def.
1.	Northeastern	8	5	1	2	1	13	9-2-2	2.25 (18)	1.12 (9)
2.	Boston College	8	3	3	3	3	12	4-4-6	1.78 (16)	1.89(17)
3.	Providence	9	3	3	3	2	11	4-6-5	2.56 (23)	2.11 (19)
4.	Boston University	8	4	3	1	1	10	6-4-5	3.25 (26)	2.50 (20)
5.	New Hampshire	5	4	0	1	0	9	8-1-3	3.80 (19)	1.80 (9)
6.	Connecticut	7	1	3	3	0	5	5-5-3	1.57 (11)	2.00 (14)
	Maine	8	1	5	2	1	5	3-9-2	1.00 (8)	3.25 (26)
8.	Vermont	6	1	4	1	0	3	5-6-1	1.33 (8)	2.50 (15)

Conference games tied after 65 minutes advance to a three-player shootout with the winning team receiving an extra point in the standings (denoted in the SOW column).

**RECENT RESULTS**  
**Wednesday, November 18**  
 No. 8 Boston University 4 at Boston College 0 \*  
 No. 4 New Hampshire 1 at Harvard 1 OT

**Friday, November 20**  
 No. 9 Northeastern 4 at Providence 3 \*  
 Boston College 3 at Vermont 3 OT \*  
 (BC wins shootout, 1-0)

**Saturday, November 21**  
 at No. 4 New Hampshire 4, Rensselaer 3

**Sunday, November 22**  
 Team USA 4 at Hockey East All-Stars 0 (Exh.)

**UPCOMING GAMES**  
**Tuesday, November 24**  
 Boston U. at Maine \* (at Lewiston, Maine)


**Wednesday, November 25**  
 Vermont at Northeastern \* (3pm)

**Friday, November 27**  
 Wisconsin at Providence (7pm)  
 Boston University at Princeton (4pm)  
 Maine at North Dakota (3pm)  
 Minnesota-Duluth at Boston College (1pm)  
 Nutmeg Classic at Yale (at New Haven, Conn.)  
 Connecticut vs. Quinnipiac (7pm)

**Saturday, November 28**  
 Wisconsin at Providence (7pm)  
 Boston University at Princeton (4pm)  
 Dartmouth at Vermont (7pm)  
 Maine at North Dakota (2pm)  
 Minnesota-Duluth at Boston College (2pm)  
 Nutmeg Tournament at Yale  
 (at New Haven, Conn.) (4/7pm)  
 Connecticut vs. Sacred Heart/Yale

**Sunday, November 29**  
 New Hampshire at Northeastern \* (2pm)

**All game times are EST**  
 \* denotes league games




**PURE HOCKEY  
 PLAYER OF THE WEEK**

**KELLY PATON  
 NEW HAMPSHIRE**

Senior Forward; Woodstock, Ont.

Paton tallied three goals and an assist in two games last week vs. ECAC foes. Paton recorded her second career hat trick and also matched her career high in points (four) in the team's 4-3 comeback victory against RPI.




**BAUER  
 ROOKIE OF THE WEEK**

**BLAKE BOLDEN  
 BOSTON COLLEGE**

Freshman Forward; Euclid, Ohio

Bolden recorded a goal, an assist and the deciding goal in the shootout during the 3-3 tie vs. Vermont on Friday night at Gutterson Fieldhouse.



**DEFENSIVE PLAYER  
 OF THE WEEK**

**LINDSEY MINTON  
 NEW HAMPSHIRE**

Sophomore Goaltender; Richardson, Texas

Minton stopped 42 of 46 shots for a .913 save percentage, 1.92 GAA and 1-0-1 record in two games vs. ECAC opponents.

## HOCKEY EAST WEEKLY TOP PERFORMERS

**Jill Cardella, BU (Fr., F, Rochester, N.Y.)** Recorded the second goal and assisting on the fourth goal in a 4-0 blanking of conference rival BC.

**Ashley Cottrell, PC (So, F., Sterling Heights, Mich.)** Recorded a goal and an assist, both on the power-play, against No. 9 Northeastern on Friday.

**Melissa Haber, BU (Sr., G, Toronto, Ont.)** Stopped 37 shots and helped BU go 8-for-8 on the penalty kill in a 4-0 shutout at BC on Wednesday.

**Kristina Lavoie, UNH (Fr., F, Fonthill, Ont.)** Tallied all three points (1g,2a) in the 4-3 win vs. RPI to establish career highs in both assists and points.

**Kailey Nash, UVM (So., F, Middletown, R.I.)** Scored twice against Boston College in a 3-3 shootout loss.

**Kristen Olychuck, UVM (Sr., G, Kelowna, B.C.)** Made 18 saves in a 3-3 tie with BC. Stopped the first two shootout participants on Friday.

**Kelly Wallace, NU (Fr, F, Libertyville, Ill.)** Scored her third goal in five games to tie the game at Providence at 3-3 late in the second period.

**Alyssa Wohlfeiler, NU (Jr, F, Saugus, Calif.)** Posted two points in the Huskies' only game this weekend, a 4-3 come-from-behind victory at PC.

## CAREER FIRSTS/MILESTONES/WHO'S HOT?

**ASHLEY COTTRELL, PC (STERLING HEIGHTS, MICH.)**  
HAS A POINT IN FIVE-STRAIGHT GAMES (4G, 6A) FOR THE FRIARS

**MICAELA LONG, UNH (SOUTH BOSTON, MASS.)**  
HAS A TEAM-BEST ACTIVE POINT-SCORING STREAK OF SEVEN GAMES

**KELLY WALLACE, NU (LIBERTYVILLE, ILL.)**  
HAS THREE GOALS IN HER FIRST FIVE COLLEGIATE GAMES

**ALYSSA WOHLFEILER, NU (SAUGUS, CALIF.)**  
HAS THREE GAME-WINNING GOALS IN HER LAST FIVE GAMES

### THE 8th ANNUAL WHEA CHAMPIONSHIP TOURNAMENT



**MARCH 6-7, 2010**  
**at the highest remaining seed**  
**For more information visit**  
**[www.hockeyeastonline.com](http://www.hockeyeastonline.com)**

## HOCKEY EAST THREE STARS STANDINGS

At the conclusion of each Hockey East game, Hockey East "Three Stars of the Game" are selected. Here are the 2009-2010 Three Stars leaders listed below.

Rk.	Name	Cl.	Pos.	School
1.	Florence Schelling	So.	G	Northeastern
2.	Ashley Cottrell	So.	F	Providence
3.	Kelly Paton	Sr.	F	New Hampshire
4.	Allie Thunstrom	Sr.	F	Boston College
5.	Kiera Kingston	So.	G	Boston College
	Ashley Motherwell	Fr.	F	Boston College
	Brittany Ott	Fr.	G	Maine

## TEAM NOTES

**Boston College:** Freshman Ashley Motherwell is currently tied for second place in Hockey East for freshman scoring within the league. Motherwell has tallied three goals and three assists for six points already this season. She is also tied with sophomore Mary Restuccia for second in scoring on the team with three goals and five assists for eight points...three BC players have played in more over 100 games for the Eagles in their career; seniors Allie Thunstrom, Shannon Webster and Tracy Johnson have all eclipsed the 100-game mark...the Eagles will host Minnesota-Duluth this Friday and Saturday...the last time these two teams met was on in the NCAA tournament in March of 2007...the Bulldogs won the game 4-3 in double overtime.

**Boston University:** Melissa Haber recorded her seventh career shutout and is now tied with Allyse Wilcox for the all-time program lead ... The Terriers allowed a season-high 37 shots against the Eagles ... The Terriers are undefeated in their last four games against the Eagles at Conte Forum, their last loss coming on Feb.13, 2007 in the beanpot ... In two games against the Eagles this season, the Terriers have held BC to a combined 0-for-10 effort on the power-play ... BU has scored exactly four goals in seven games this season, compiling a 4-0-3 record in those games ... BU has never lost a game in which it has scored exactly four goals, holding an 18-0-4 all-time record in such cases ... Since the start of the 2008-09 season, the Terriers are 19-0-5 in games where they lead after the first period and 18-0-6 in games where they lead after two.

**University of Connecticut:** The Huskies return to action at the Nutmeg Classic this week after a 11-day layoff...UConn has allowed a league-low five goals (of their 28) in the first period this year...Freshman forward Elisabeth Stathopoulos (Toronto, Ont.) ranks fourth in the league among rookies with nine points this year... The Huskies play four of their next five games on the road and will return home to Freitas Ice Forum on Jan. 2 vs. Dartmouth.

**University of Maine:** Maine (3-9-2, 1-5-2-1 HE) was off this past weekend as they rest and get ready to travel for a neutral site game against the Boston University Terriers on Wednesday, Nov.24 at the Androscooggin Bank Colisee in Lewiston, Maine...The Black Bears met up with Vermont as the two teams skated to a 2-2 tie but the Catamounts earned the extra point in a shootout win...Taryn Peacock (Calgary, Alberta) led the Black Bears in their last trip to Lewiston as she recorded both Black Bear goals...Going into the game at Lewiston last season the Black Bears were 3-9-0 and 1-5-0 in Hockey East, very similar to their record this season with the addition of a few ties...The Black Bears have two shutout wins this season, the last time Maine had two shutout victories in a season was in 2005-06...Jenna Ouellette (Winnipeg, Manitoba) leads the team in points (13) and in assists (9)...Ouellette has already tied her total from last year in assists and is just five points away from her last year's total of 18. With two more points, Ouellette will have 50 total points for her career as a Black Bear...Senior captain Amy Stech (Duluth, Minn.) represented the Black Bears on the WHEA All-Star team this past weekend in Durham, N.H.

**University of New Hampshire:** UNH has an active unbeaten streak of seven games (4-0-3)... The Wildcats are 0-0-4 in four overtime games this season and are unbeaten in their last 21 overtime games (5-0-16)... Kelly Paton (Woodstock, Ont.) recorded her second career hat trick and added an assist to match her career high of four points vs. RPI... Kristina Lavoie (Fonthill, Ontario) tallied career highs in both assists (two) and points (three) in that game... Micaela Long scored the team's first shorthanded goal of the season last Wednesday at Harvard... Lindsey Minton (Richardson, Texas) made a season-high 27 saves vs. the Crimson... In just 14 games, Paton has already recorded double digits in both goals (10) and assists (16)... Seven skaters have scored multiple power-play goals this season... UNH has scored a goal in all three periods of a game, as it did vs. RPI, four times this season... UNH's back-to-back ties vs. BU and Harvard marked the sixth time in the program's 33-year history that the Wildcats skated to consecutive ties.

**Northeastern University:** The Huskies had not come from three goals down to win a game since Oct. 22, 2006 vs. Maine. In that game, NU trailed 5-1 before scoring five unanswered goals to win 6-5...Northeastern is 6-0-1 this season when at least one of its freshman records a goal in a game...Northeastern is 6-0-0 when junior Alyssa Wohlfeiler scores a goal in a game...The three goals allowed by the Huskies on Friday snapped a 13-game streak during which the Huskies had not given up more than two goals...The Huskies are now 4-0-0 coming off a loss or tie this season...Northeastern is unbeaten in its last 31 games (29-0-2) when registering more assists than its opponent in a game.

**Providence College:** Ashley Cottrell as a five-game point-scoring streak (4 g, 6a) for the second time this season... The sophomore forward also has netted a goal in four-straight games for the second time this season after opening the year with a goal in four-straight games...Providence has scored six power-play goals in the last three games after going three-straight games without a goal on the man advantage... Sophomore goaltender Genevieve Lacasse has made at least 25 saves in six-straight games... On Friday, November 20, the Friars lost with a three-goal lead for the first time ever under coach Bob Deraney... PC hosts defending NCAA Champion Wisconsin for a pair of games this weekend... The Friars are looking for their first-ever victory over a defending NCAA Champion (0-5).

**University of Vermont:** UVM suffered a shootout loss to Boston College on Friday...It was the first shootout Vermont participated in this year...Sophomore Kailey Nash (Middletown, R.I.) scored twice to give her eight goals on the year ... She is tied for first in the country with seven power-play goals this year and she's in second with three game-winning goals...The Catamounts scored two power-play goals on Friday to give them 14 on the year, good enough for ninth in the country...The Catamounts return to action when they travel to Boston, Mass., for the final game in the series against Northeastern...Northeastern swept Vermont 3-0 and 1-0 in October.



# WHEA WEEKLY AND MONTHLY AWARD WINNERS

## **PURE HOCKEY PLAYER OF THE WEEK**

<b><u>Week</u></b>	<b><u>Player (School)</u></b>
Sept. 28	Jennie Gallo (Maine)
Oct. 5	Jillian Kirchner (Boston University)
Oct. 12	Kailey Nash (Vermont)
Oct. 19	Jenelle Kohanchuk (Boston University)
Oct. 26	Michelle Binning (Connecticut)
Nov. 2	Kelly Paton (New Hampshire)
Nov. 9	Courtney Birchard (New Hampshire)
Nov. 16	Ashley Cottrell (Providence College)
Nov. 23	Kelly Paton (New Hampshire)

## **HOCKEY EAST ROOKIE OF THE WEEK**

<b><u>Week</u></b>	<b><u>Player (School)</u></b>
Sept. 28	Brianne Kilgour (Maine)
Oct. 5	Jessica Cohen (Providence College)
Oct. 12	Elisabeth Stathopoulos (Connecticut)
Oct. 19	Jessica Cohen (Providence College)
Oct. 26	Brittany Skudder (New Hampshire)
Nov. 2	Brittany Esposito (Northeastern)
Nov. 9	Jill Cardella (Boston University)
Nov. 16	Nicole Anderson (Providence College)
	Corinne Boyes (Boston College)
Nov. 23	Blake Bolden (Boston College)

## **HOCKEY EAST DEFENSIVE PLAYER OF THE WEEK**

<b><u>Week</u></b>	<b><u>Player (School)</u></b>
Sept. 28	Candice Currier (Maine)
Oct. 5	Florence Schelling (Northeastern)
Oct. 12	Florence Schelling (Northeastern)
Oct. 19	Kristen Olychuck (Vermont)
Oct. 26	Leah Sulyma (Northeastern)
Nov. 2	Florence Schelling (Northeastern)
Nov. 9	Genevieve Lacasse (Providence College)
	Florence Schelling (Northeastern)
Nov. 16	Florence Schelling (Northeastern)
Nov. 23	Lindsey Minton (New Hampshire)

## **HOCKEY EAST PLAYER OF THE MONTH**

<b><u>Month</u></b>	<b><u>Player (School)</u></b>
Oct.	Kelly Paton (New Hampshire)

## **HOCKEY EAST ROOKIE OF THE MONTH**

<b><u>Month</u></b>	<b><u>Player (School)</u></b>
Oct.	Jessica Cohen (Providence College)

## **HOCKEY EAST GOALTENDER OF THE MONTH**

<b><u>Month</u></b>	<b><u>Player (School)</u></b>
Oct.	Florence Schelling (Northeastern)



**Boston College**  
4-4-6 Overall  
(3-3-3-3 WHEA)

**OCTOBER**

2	at Clarkson	L, 1-5
3	at Clarkson	T, 1-1 OT
9	SYRACUSE	T, 3-3 OT
10	COLGATE	W, 5-3
13	NORTHEASTERN *	L, 2-3
16	QUINNIPIAC	T, 1-1
18	MAINE *	T, 1-1 (SOW)

**NOVEMBER**

2	at Boston University *	W, 2-1
6	VERMONT *	W, 3-0
7	VERMONT *	L, 1-5
14	at Connecticut *	T, 0-0 (SOW)
15	CONNECTICUT *	W, 4-0
18	BOSTON UNIVERSITY *	L, 0-4
20	at Vermont *	T, 3-3 OT (SOW)
27	MINNESOTA-DULUTH	1pm
28	MINNESOTA-DULUTH	2pm

**DECEMBER**

4	NORTHEASTERN *	7pm
8	NEW HAMPSHIRE *	7pm
11	PROVIDENCE *	7pm

**JANUARY**

9	YALE	2pm
14	ST. LAWRENCE	7pm
15	ST. LAWRENCE	2pm
19	at Boston University *	7pm
23	at Providence *	2pm
24	PROVIDENCE *	2pm
27	at Dartmouth	7pm
30	at Northeastern *	2pm

**FEBRUARY**

2	vs. Harvard (BP)	8pm
6	at Connecticut *	1pm
9	vs. BU/Northeastern (BP)	5/8pm
12	at Maine *	7pm
13	at Maine *	2pm
20	at New Hampshire *	2pm
21	NEW HAMPSHIRE *	7pm

\* denotes Hockey East game  
Home games in CAPS



**Boston University**  
6-4-5 Overall  
(4-3-1-1 WHEA)

**SEPTEMBER**

25	DURHAM JR. (Exh)	W, 7-1
----	------------------	--------

**OCTOBER**

2	OHIO STATE	T, 1-1 OT
3	OHIO STATE	T, 4-4 OT
9	ROBERT MORRIS	W, 4-3 OT
16	at Wayne State	T, 4-4 OT
17	at Wayne State	W, 4-2
23	at St. Lawrence	T, 2-2 OT
24	at Clarkson	L, 2-7
31	at Providence *	W, 3-1

**NOVEMBER**

2	BOSTON COLLEGE *	L, 1-2
6	NEW HAMPSHIRE *	L, 3-4
7	at New Hampshire *	T, 4-4OT (SOW)
11	VERMONT *	W, 4-0
14	PROVIDENCE * (Agganis)	W, 5-3
15	at Providence *	L, 2-6
18	at Boston College *	W, 4-0
24	at Maine * (Lewiston)	7pm
27	at Princeton	4pm
28	at Princeton	4pm

**DECEMBER**

4	at Connecticut *	7pm
5	CONNECTICUT *	3pm

**JANUARY**

8	YALE	5pm
10	BROWN	3pm
19	BOSTON COLLEGE	7pm
22	at Vermont *	7pm
23	at Vermont *	4pm
26	at Northeastern *	7pm
29	CONNECTICUT *	7pm

**FEBRUARY**

2	vs. Northeastern (BP)	5pm
6	at New Hampshire *	2pm
9	vs. BC/Harvard (BP)	5/8pm
13	NORTHEASTERN *	3pm
14	at Northeastern *	2pm
20	MAINE *	3pm
21	MAINE *	3pm



**Connecticut**  
5-5-3 Overall  
(1-3-1-0 WHEA)

**SEPTEMBER**

25	DAWSON (Exh)	W, 6-0
----	--------------	--------

**OCTOBER**

3	at New Hampshire *	L, 1-3
4	at Northeastern *	T, 1-1 (SOL)
9	at St. Lawrence	W, 2-1
10	at Clarkson	L, 0-4
16	SYRACUSE	W, 3-2
17	COLGATE	L, 2-5
23	at Brown	W, 8-1
24	UNION	W, 4-1
31	at New Hampshire *	L, 1-3

**NOVEMBER**

1	PROVIDENCE *	T, 1-1 (SOL)
8	at Maine *	W, 7-2
14	BOSTON COLLEGE *	T, 0-0 (SOL)
15	at Boston College *	L, 0-4
27	vs. Quinnipiac \$	7pm
28	vs. Sacred Heart/Yale \$	4/7pm

**DECEMBER**

4	BOSTON UNIVERSITY *	7pm
5	at Boston University *	3pm
8	at Harvard	7pm

**JANUARY**

2	DARTMOUTH	1pm
3	DARTMOUTH	1pm
8	at Robert Morris (Mellon)	2pm
9	at Robert Morris	4pm
16	at Vermont *	2pm
17	at Vermont *	2pm
22	MAINE *	7pm
23	MAINE *	4pm
29	at Boston University *	7pm
30	VERMONT *	2pm

**FEBRUARY**

6	BOSTON COLLEGE *	1pm
7	NEW HAMPSHIRE *	1pm
12	at Providence *	7pm
13	PROVIDENCE *	4pm
20	NORTHEASTERN *	1pm
21	at Northeastern *	1pm

\$ denotes Nutmeg Classic (New Haven, Conn.)



**Maine**  
3-9-2 Overall  
(1-5-2-1 WHEA)

**SEPTEMBER**

25	SACRED HEART	W, 9-0
26	SACRED HEART	W, 11-4

**OCTOBER**

2	at Providence *	L, 0-4
3	at Providence *	L, 1-2
9	MINNESOTA STATE	L, 2-5
10	MINNESOTA STATE	L, 1-2
18	at Boston College *	T, 1-1 (SOL)
23	ROBERT MORRIS	L, 1-3
24	ROBERT MORRIS	L, 0-1 OT

**NOVEMBER**

1	at New Hampshire *	L, 0-5
6	PROVIDENCE *	T, 2-2 OT (SOW)
8	CONNECTICUT *	L, 2-7
14	at Northeastern *	L, 1-5
15	at Northeastern *	W, 1-0
24	BOSTON UNIVERSITY *	7pm
	(at Lewiston, Maine)	
27	at North Dakota	3pm
28	at North Dakota	2pm

**DECEMBER**

4	VERMONT *	2pm
5	VERMONT *	2pm
11	at Union	2pm
12	at Union	2pm

**JANUARY**

2	MONCTON (Exh)	2pm
3	MONCTON (Exh)	2pm
15	NORTHEASTERN *	7pm
22	at Connecticut *	7pm
23	at Connecticut *	4pm
29	NEW HAMPSHIRE *	7pm
30	NEW HAMPSHIRE *	2pm

**FEBRUARY**

6	at Vermont *	2pm
12	BOSTON COLLEGE *	7pm
13	BOSTON COLLEGE *	2pm
20	at Boston University *	3pm
21	at Boston University *	3pm



**New Hampshire**  
9-1-4 Overall  
(4-0-1-0 WHEA)

**SEPTEMBER**  
26 Durham Jr. (Exh) W, 13-0

**OCTOBER**  
3 CONNECTICUT \* W, 3-1  
4 QUINNIPIAC W, 4-0  
9 COLGATE W, 4-0  
10 SYRACUSE W, 2-1  
17 NIAGARA T, 3-3 OT  
18 NIAGARA W, 6-1  
23 at Clarkson L, 2-6  
24 at St. Lawrence T, 3-3 OT  
31 CONNECTICUT \* W, 3-1

**NOVEMBER**  
1 MAINE \* W, 5-0  
6 at Boston University \* W, 4-3  
7 BOSTON UNIVERSITY \* T, 4-4 OT (SOL)  
14 at Vermont \* PPD  
18 at Harvard T, 1-1 OT  
21 RENSSELAER W, 4-3  
29 at Northeastern \* 2pm

**DECEMBER**  
5 PROVIDENCE \* 2pm  
8 at Boston College \* 7pm  
12 at Dartmouth 7pm

**JANUARY**  
8 vs. Northeastern \* 4pm  
(at Fenway Park)  
16 PROVIDENCE \* 2pm  
17 at Providence \* 2pm  
20 NORTHEASTERN \* 7pm  
29 at Maine \* 7pm  
30 at Maine \* 2pm

**FEBRUARY**  
6 BOSTON UNIVERSITY \* 2pm  
7 at Connecticut \* 1pm  
13 VERMONT \* 2pm  
14 VERMONT \* 2pm  
20 BOSTON COLLEGE \* 2pm  
21 at Boston College \* 7pm



**Northeastern**  
9-2-2 Overall  
(5-1-2-1 WHEA)

**SEPTEMBER**  
26 DAWSON (Exh) W, 2-1  
27 MCGILL (Exh) L, 1-3

**OCTOBER**  
3 UNION W, 4-1  
4 CONNECTICUT \* T, 1-1 (SOW)  
10 ROBERT MORRIS W, 4-0  
13 at Boston College \* W, 3-2  
17 QUINNIPIAC L, 0-1  
23 BEMIDJI STATE W, 2-1  
24 BEMIDJI STATE W, 3-2  
30 at Vermont \* W, 3-0  
31 at Vermont \* W, 1-0

**NOVEMBER**  
8 at Providence \* T, 1-1 OT (SOL)  
14 MAINE \* W, 5-1  
15 MAINE \* L, 0-1  
20 at Providence \* W, 4-3  
25 VERMONT \* 3pm  
29 NEW HAMPSHIRE \* 2pm

**DECEMBER**  
4 at Boston College \* 7pm

**JANUARY**  
1 at Yale 3pm  
5 at Princeton 4pm  
8 vs. New Hampshire (at Fenway Park) 4pm  
15 at Maine \* 7pm  
20 at New Hampshire \* 7pm  
23 at Niagara 7pm  
24 at Niagara 2pm  
26 BOSTON UNIVERSITY \* 7pm  
30 BOSTON COLLEGE \* 2pm

**FEBRUARY**  
2 vs. Boston University (BP) 5pm  
6 PROVIDENCE \* 2pm  
9 vs. BC/Harvard (BP) 5/8pm  
13 at Boston University \* 3pm  
14 BOSTON UNIVERSITY \* 2pm  
20 at Connecticut \* 1pm  
21 CONNECTICUT \* 1pm

\* denotes Hockey East game  
Home games in CAPS



**Vermont**  
5-6-1 Overall  
(1-4-1-0 WHEA)

**OCTOBER**  
4 MCGILL (Exh) L, 1-2 OT  
9 UNION W, 2-0  
10 UNION W, 4-1  
16 CLARKSON L, 0-4  
17 CLARKSON W, 4-1  
23 PRINCETON W, 4-3  
24 PRINCETON L, 2-7  
30 NORTHEASTERN \* L, 0-3  
31 NORTHEASTERN \* L, 0-1

**NOVEMBER**  
6 at Boston College \* L, 0-3  
7 at Boston College \* W, 5-1  
11 at Boston University \* L, 0-4  
14 NEW HAMPSHIRE \* PPD  
20 BOSTON COLLEGE \* T, 3-3 OT (SOL)  
25 at Northeastern \* 3pm  
28 DARTMOUTH 7pm

**DECEMBER**  
4 at Maine \* 2pm  
5 at Maine \* 2pm  
30 at Dartmouth 7pm

**JANUARY**  
2 at Yale 3pm  
3 at Brown 3pm  
8 at Wayne State 7pm  
9 at Wayne State 2pm  
16 CONNECTICUT \* 2pm  
17 CONNECTICUT \* 2pm  
22 BOSTON UNIVERSITY \* 7pm  
23 BOSTON UNIVERSITY \* 4pm  
29 at Providence \* 7pm  
30 at Connecticut \* 2pm

**FEBRUARY**  
6 MAINE \* 2pm  
13 at New Hampshire \* 2pm  
14 at New Hampshire \* 2pm  
19 PROVIDENCE \* 7pm  
20 PROVIDENCE \* 4pm



**Providence**  
4-6-5 Overall  
(3-3-3-2 WHEA)

**SEPTEMBER**  
26 MCGILL (Exh) L, 4-7

**OCTOBER**  
2 MAINE \* W, 4-0  
3 MAINE \* W, 2-1  
9 at Clarkson L, 2-3 OT  
10 at St. Lawrence T, 3-3 OT  
16 COLGATE W, 4-1  
17 SYRACUSE L, 1-3  
23 YALE T, 2-2 OT  
25 BROWN (Mayor's Cup) L, 1-5  
31 BOSTON UNIVERSITY \* L, 1-3

**NOVEMBER**  
1 at Connecticut \* T, 1-1 (SOW)  
6 at Maine \* T, 2-2 (SOL)  
8 NORTHEASTERN \* T, 1-1 (SOW)  
14 at Boston U. \* (Agganis) L, 3-5  
15 BOSTON UNIVERSITY \* W, 6-2  
20 NORTHEASTERN \* L, 3-4  
27 WISCONSIN 7pm  
28 WISCONSIN 7pm

**DECEMBER**  
5 at New Hampshire \* 2pm  
11 at Boston College \* 7pm

**JANUARY**  
2 at St. Cloud State 3pm  
3 vs. Minnesota State (at SCSU) 12pm  
9 CORNELL 2pm  
10 CORNELL 2pm  
16 at New Hampshire \* 2pm  
17 NEW HAMPSHIRE \* 2pm  
23 BOSTON COLLEGE \* 2pm  
24 at Boston College \* 2pm  
29 VERMONT \* 7pm  
30 at Harvard 4pm

**FEBRUARY**  
6 at Northeastern \* 2pm  
12 CONNECTICUT \* 7pm  
13 at Connecticut \* 4pm  
19 at Vermont \* 7pm  
20 at Vermont \* 4pm

# National Category Leaders

Points Per Game		GP	G-A-P	P/GM	
1	Stacey Hochkins	Holy Cross	SO F 6	6-7-13	2.17
2	Kelly Paton	New Hampshire	SR F 14	10-16-26	1.86
3	Jesse Scanzano	Mercyhurst	JR F 10	7-11-18	1.80
4	Micaela Long	New Hampshire	SR F 14	6-17-23	1.64
5	Sarah Parsons	Dartmouth	SR F 8	5-7-12	1.50
	Nicola Garat	Holy Cross	SO F 6	6-3-9	1.50
	Vicki Bendus	Mercyhurst	JR F 12	7-11-18	1.50
	Hokey Langan	Ohio State	FR F 16	10-14-24	1.50
9	Kate Buesser	Harvard	JR F 9	5-8-13	1.44
10	Emmanuelle Blais	Minnesota Duluth	SR F 16	11-11-22	1.38
11	Emily West	Minnesota	JR F 14	9-10-19	1.36
12	Jocelyn Kratchmer	Holy Cross	JR F 6	2-6-8	1.33
	Jess Jones	Mercyhurst	SO F 12	6-10-16	1.33
14	Danielle DiCesare	Princeton	SO F 10	5-8-13	1.30
15	Dominique Thibault	Clarkson	SR F 15	10-9-19	1.27
16	Amanda Trunzo	Dartmouth	JR F 8	6-4-10	1.25
17	Laura Fridfinnson	Minnesota Duluth	JR F 14	7-10-17	1.21
	Brooke Ammerman	Wisconsin	SO F 14	11-6-17	1.21
19	Catherine White	Cornell	SO F 10	5-7-12	1.20
	Ashley Cottrell	Providence	SO F 15	10-8-18	1.20
	Vanessa Emond	St. Lawrence	SO F 15	10-8-18	1.20
22	Laura McIntosh	Ohio State	SO F 16	6-13-19	1.19
23	Bailey Bram	Mercyhurst	SO F 12	10-4-14	1.17
24	Britney Selina	Clarkson	SR F 15	6-11-17	1.13
25	Camille Dumais	Dartmouth	FR F 8	3-6-9	1.12
	Natalie Spooner	Ohio State	SO F 16	9-9-18	1.12

Goals Against Average		Minutes	GA	GAA		
1	Florence Schelling	Northeastern	SO	727:49	12	0.99
2	Lauren Dahm	Clarkson	JR	905:05	17	1.13
3	Noora R%oty	Minnesota	FR	604:00	12	1.19
4	Hillary Pattenden	Mercyhurst	SO	723:01	16	1.33
5	Christina Kessler	Harvard	SR	537:58	13	1.45
6	Victoria Vigilanti	Quinnipiac	FR	778:10	21	1.62
7	Carly Dominick-Sobol	Holy Cross	SO	220:00	6	1.64
8	Amanda Mazzotta	Cornell	SO	601:07	17	1.70
9	Cassie Seguin	Princeton	FR	279:14	8	1.72
10	Kayley Herman	New Hampshire	JR	407:22	12	1.77
11	Rachel Weber	Princeton	SO	326:14	10	1.84
12	Lindsey Minton	New Hampshire	SO	450:53	15	2.00
13	Brittany Chartier	St. Lawrence	SR	636:08	22	2.08
14	Becca Ruegsegger	Wisconsin	FR	601:54	21	2.09
15	Corinne Boyles	Boston College	FR	616:51	22	2.14
16	Monique Gallant	Holy Cross	JR	140:00	5	2.14
17	Mariel Lacina	Dartmouth	SR	363:35	13	2.15
18	Alexandra Garcia	Connecticut	SO	587:02	21	2.15
19	Jenni Bauer	Niagara	JR	861:45	31	2.16
20	Genevieve Lacasse	Providence	SO	913:58	34	2.23
21	Lucy Schoedel	Syracuse	SR	726:02	28	2.31
22	Zuzana Tomcikova	Bemidji State	SO	719:57	28	2.33
23	Delayne Brian	Wayne State	SO	354:02	14	2.37
24	Melissa Haber	Boston University	SR	717:08	29	2.43
25	Sonja van der Blik	Rensselaer	JR	797:59	33	2.48

Points Per Game (Defensemen)		GP	G-A-P	P/GM	
1	Lisa Wilson	Holy Cross	SR D 6	3-3-6	1.00
	Courtney Birchard	New Hampshire	JR D 14	7-7-14	1.00
3	Jaime Rasmussen	Minnesota Duluth	SR D 16	5-9-14	0.88
4	Anne Schleper	Minnesota	SO D 14	6-6-12	0.86
5	Cassee Schols	Mercyhurst	JR D 12	2-8-10	0.83
6	Sasha Nanji	Dartmouth	FR D 8	1-5-6	0.75
7	Megan Bozek	Minnesota	FR D 14	1-9-10	0.71
8	Cristin Allen	Connecticut	SR D 13	0-9-9	0.69
9	Rachel Davis	Ohio State	SR D 16	3-8-11	0.69
10	Tara Watchorn	Boston University	SO D 15	1-9-10	0.67
	Leanna Coskren	Harvard	JR D 9	3-3-6	0.67
	Melissa Lacroix	Mercyhurst	JR D 12	1-7-8	0.67
	Laura Gersten	Rensselaer	SR D 15	2-8-10	0.67
	Nicole Palazzo	Sacred Heart	SO D 6	1-3-4	0.67
15	Britni Smith	St. Lawrence	SR D 15	3-6-9	0.60
16	Carlee Eusepi	Clarkson	SR D 14	3-5-8	0.57
	Kelly Seeler	Minnesota	SO D 14	1-7-8	0.57
	Stefanie McKeough	Wisconsin	FR D 14	0-8-8	0.57
19	Cori Bassett	Harvard	SR D 9	1-4-5	0.56
	Josephine Pucci	Harvard	FR D 9	1-4-5	0.56

Save Percentage		Saves	GA	Save %		
1	Florence Schelling	Northeastern	SO	319	12	.964
2	Noora R%oty	Minnesota	FR	262	12	.956
3	Lauren Dahm	Clarkson	JR	297	17	.946
4	Christina Kessler	Harvard	SR	206	13	.941
5	Victoria Vigilanti	Quinnipiac	FR	323	21	.939
6	Carly Dominick-Sobol	Holy Cross	SO	90	6	.938
7	Hillary Pattenden	Mercyhurst	SO	239	16	.937
8	Corinne Boyles	Boston College	FR	311	22	.934
9	Zuzana Tomcikova	Bemidji State	SO	363	28	.928
10	Katie Jamieson	Brown	FR	328	26	.927
11	Becca Ruegsegger	Wisconsin	FR	246	21	.921
12	Ashley Nixon	St. Cloud State	JR	326	28	.921
13	Jennifer Harss	Minnesota Duluth	FR	440	39	.919
14	Cassie Seguin	Princeton	FR	89	8	.918
15	Daneca Butterfield	Robert Morris	JR	352	32	.917
	Kayley Herman	New Hampshire	JR	132	12	.917
17	Genevieve Lacasse	Providence	SO	372	34	.916
18	Amanda Mazzotta	Cornell	SO	184	17	.915
19	Lucy Schoedel	Syracuse	SR	301	28	.915
20	Jenni Bauer	Niagara	JR	324	31	.913

Points Per Game (Freshmen)		GP	G-A-P	P/GM	
1	Hokey Langan	Ohio State	F 16	10-14-24	1.50
2	Camille Dumais	Dartmouth	F 8	3-6-9	1.12
3	Jillian Dempsey	Harvard	F 9	5-4-9	1.00
	Rebecca O'Quinn	Holy Cross	F 6	0-6-6	1.00
5	Katherine Wilson	Minnesota Duluth	F 16	5-10-15	0.94
6	Kelly Sabatine	St. Lawrence	F 14	4-9-13	0.93
7	Isabel Menard	Syracuse	F 12	5-6-11	0.92
8	Jill Cardella	Boston University	F 15	8-5-13	0.87
9	Heather Hughes	Quinnipiac	F 13	7-4-11	0.85
10	Lauren Smith	Minnesota State	F 12	3-7-10	0.83
11	Kelly Cooke	Princeton	F 10	4-4-8	0.80
	Corey Stearns	Princeton	F 10	2-6-8	0.80
13	Kristine Horn	New Hampshire	F 14	5-6-11	0.79
14	Sasha Nanji	Dartmouth	D 8	1-5-6	0.75
	Audrey Cournoyer	Minnesota Duluth	F 16	3-9-12	0.75
16	Megan Bozek	Minnesota	D 14	1-9-10	0.71
	Kristina Lavoie	New Hampshire	F 14	4-6-10	0.71
18	Elisabeth Stathopoulos	Connecticut	F 13	4-5-9	0.69
19	Kaitlin Spurling	Harvard	F 9	3-3-6	0.67
	Taylor Horton	Rensselaer	F 15	5-5-10	0.67
	Michelle Ng	St. Lawrence	F 15	5-5-10	0.67
	Holly Carrie-Mattimoe	Syracuse	F 12	2-6-8	0.67
	Gina Buquet	Wayne State	F 12	3-5-8	0.67
	Julie Ingratta	Wayne State	F 12	3-5-8	0.67

Winning Percentage		W-L-T	Win %		
1	Carly Dominick-Sobol	Holy Cross	SO	4-0-0	1.000
	Monique Gallant	Holy Cross	JR	2-0-0	1.000
3	Hillary Pattenden	Mercyhurst	SO	10-1-1	.875
4	Noora R%oty	Minnesota	FR	8-1-1	.850
5	Lauren Dahm	Clarkson	JR	12-2-1	.833
	Kayley Herman	New Hampshire	JR	4-0-2	.833
7	Florence Schelling	Northeastern	SO	8-2-2	.750
	Lindsey Minton	New Hampshire	SO	5-1-2	.750
9	Cassie Seguin	Princeton	FR	3-1-1	.700
10	Amanda Mazzotta	Cornell	SO	6-3-1	.650
11	Jennifer Harss	Minnesota Duluth	FR	10-6-0	.625
	Melissa Haber	Boston University	SR	6-3-3	.625
13	Christina Kessler	Harvard	SR	5-3-1	.611
14	Rachel Weber	Princeton	SO	3-2-0	.600
	Delayne Brian	Wayne State	SO	2-1-2	.600
16	Brittany Chartier	St. Lawrence	SR	5-3-3	.591
17	Corinne Boyles	Boston College	FR	3-2-4	.556
18	Becca Ruegsegger	Wisconsin	FR	5-4-1	.550
	Alli Altmann	Minnesota State	SO	4-3-3	.550
20	Lucy Schoedel	Syracuse	SR	6-5-1	.542

# National Category Leaders

Goals Per Game		GP	G	G/GM
1	Stacey Hochkins	Holy Cross	SO F 6	6 1.00
	Nicola Garat	Holy Cross	SO F 6	6 1.00
3	Sarah Erickson	Minnesota	SO F 14	12 0.86
4	Bailey Bram	Mercyhurst	SO F 12	10 0.83
5	Brooke Ammerman	Wisconsin	SO F 14	11 0.79
6	Jenna Cunningham	Dartmouth	SR F 8	6 0.75
	Amanda Trunzo	Dartmouth	JR F 8	6 0.75
8	Kelly Paton	New Hampshire	SR F 14	10 0.71
	Caitlin Hogan	St. Cloud State	SR F 14	10 0.71
10	Jesse Scanzano	Mercyhurst	JR F 10	7 0.70
11	Emmanuelle Blais	Minnesota Duluth	SR F 16	11 0.69
12	Jenelle Kohanchuk	Boston University	SO F 15	10 0.67
	Dominique Thibault	Clarkson	SR F 15	10 0.67
	Ashley Cottrell	Providence	SO F 15	10 0.67
	Vanessa Emond	St. Lawrence	SO F 15	10 0.67
	Kailey Nash	Vermont	SO F 12	8 0.67
17	Emily West	Minnesota	JR F 14	9 0.64
18	Hokey Langan	Ohio State	FR F 16	10 0.62
	Sarah Parsons	Dartmouth	SR F 8	5 0.62
20	Juana Baribeau	Clarkson	SO F 15	9 0.60
	Emmi Leinonen	Minnesota State	SO F 10	6 0.60
	Heather Landry	Princeton	SO F 10	6 0.60
23	Vicki Bendus	Mercyhurst	JR F 12	7 0.58
	Alyssa Wohlfeiler	Northeastern	JR F 12	7 0.58
	Katrina Protopapas	Wayne State	SR F 12	7 0.58

Assists Per Game		GP	A	A/GM
1	Micaela Long	New Hampshire	SR F 14	17 1.21
2	Stacey Hochkins	Holy Cross	SO F 6	7 1.17
3	Kelly Paton	New Hampshire	SR F 14	16 1.14
4	Jesse Scanzano	Mercyhurst	JR F 10	11 1.10
5	Jocelyn Kratchmer	Holy Cross	JR F 6	6 1.00
	Rebecca O'Quinn	Holy Cross	FR F 6	6 1.00
7	Vicki Bendus	Mercyhurst	JR F 12	11 0.92
8	Kate Buesser	Harvard	JR F 9	8 0.89
9	Hokey Langan	Ohio State	FR F 16	14 0.88
	Sarah Parsons	Dartmouth	SR F 8	7 0.88
11	Jess Jones	Mercyhurst	SO F 12	10 0.83
12	Raelyn LaRocque	Ohio State	SR F 16	13 0.81
	Laura McIntosh	Ohio State	SO F 16	13 0.81
14	Danielle DiCesare	Princeton	SO F 10	8 0.80
15	Kelly Foley	Dartmouth	SO F 8	6 0.75
	Camille Dumais	Dartmouth	FR F 8	6 0.75
17	Britney Selina	Clarkson	SR F 15	11 0.73
18	Melissa Anderson	Boston University	SR F 14	10 0.71
	Emily West	Minnesota	JR F 14	10 0.71
	Laura Fridfinnson	Minnesota Duluth	JR F 14	10 0.71
21	Catherine White	Cornell	SO F 10	7 0.70
	Paula Romanchuk	Princeton	SO F 10	7 0.70
23	Cristin Allen	Connecticut	SR D 13	9 0.69
24	Emmanuelle Blais	Minnesota Duluth	SR F 16	11 0.69
25	Cassee Schols	Mercyhurst	JR D 12	8 0.67
	Ashley Young	Minnesota State	SR F 12	8 0.67
	Stefanie Marty	Syracuse	JR F 12	8 0.67

Power Play Goals		GP	PPG/G	PPG
1	Kailey Nash	Vermont	SO F 12	0.58 7
	Katrina Protopapas	Wayne State	SR F 12	0.58 7
3	Courtney Birchard	New Hampshire	JR D 14	0.36 5
	Jenelle Kohanchuk	Boston University	SO F 15	0.33 5
	Melissa Waldie	Clarkson	JR F 15	0.33 5
	Erin Johnson	Bemidji State	JR F 16	0.31 5
7	Sarah Erickson	Minnesota	SO F 14	0.29 4
	Anne Schleper	Minnesota	SO D 14	0.29 4
	Ashley Cottrell	Providence	SO F 15	0.27 4
	Nicole Anderson	Providence	FR F 15	0.27 4
11	22 Players Tied With			3

Game-Winning Goals		GP	GWG
1	Bailey Bram	Mercyhurst	SO F 12 5
2	Alyssa Wohlfeiler	Northeastern	JR F 12 3
	Kailey Nash	Vermont	SO F 12 3
	Lindsay Berman	Northeastern	SR F 13 3
	Heather Hughes	Quinnipiac	FR F 13 3
	Emily West	Minnesota	JR F 14 3
	Laura Fridfinnson	Minnesota Duluth	JR F 14 3
	Kelly Paton	New Hampshire	SR F 14 3
	Brooke Ammerman	Wisconsin	SO F 14 3
	Melissa Waldie	Clarkson	JR F 15 3
	Dominique Thibault	Clarkson	SR F 15 3
	Jaime Rasmussen	Minnesota Duluth	SR D 16 3
	Natalie Spooner	Ohio State	SO F 16 3
14	28 Players Tied With		2

Shorthanded Goals		GP	SHG/G	SHG
1	Vicki Bendus	Mercyhurst	JR F 12	0.17 2
	Lauren Smith	Minnesota State	FR F 12	0.17 2
	Emily West	Minnesota	JR F 14	0.14 2
	Caitlin Hogan	St. Cloud State	SR F 14	0.14 2
	Vanessa Emond	St. Lawrence	SO F 15	0.13 2
6	37 Players Tied With			1

## National Team Leaders



SCORING OFFENSE	GP	Goals	G/GM
1 Holy Cross	6	24	4.00
2 Mercyhurst	12	46	3.83
3 Minnesota	14	53	3.79
4 New Hampshire	14	48	3.43
5 Ohio State	16	54	3.38
6 Princeton	10	33	3.30
7 Dartmouth	8	26	3.25
8 Boston University	15	47	3.13
Clarkson	15	47	3.13
10 Minnesota Duluth	16	50	3.12
11 Harvard	9	28	3.11
12 Wisconsin	14	39	2.79
13 Syracuse	12	32	2.67
14 St. Lawrence	15	39	2.60
15 Cornell	10	24	2.40
Providence	15	36	2.40
Rensselaer	15	36	2.40
18 Northeastern	13	31	2.38
19 Minnesota State	12	28	2.33
20 Connecticut	13	30	2.31
21 Colgate	14	32	2.29
Maine	14	32	2.29
23 Wayne State	12	27	2.25
24 St. Cloud State	14	30	2.14
25 Sacred Heart	8	17	2.12
26 Niagara	14	29	2.07
27 North Dakota	10	20	2.00
Quinnipiac	14	28	2.00
Robert Morris	14	28	2.00
Vermont	12	24	2.00
31 Boston College	14	27	1.93
32 Bemidji State	16	26	1.62
33 Union	12	16	1.33
34 Brown	10	11	1.10
35 Yale	9	8	0.89



SCORING DEFENSE	GP	Goals	G/GM
1 Northeastern	13	14	1.08
2 Clarkson	15	18	1.20
3 Mercyhurst	12	16	1.33
4 Harvard	9	13	1.44
5 Minnesota	14	25	1.79
Quinnipiac	14	25	1.79
7 Cornell	10	18	1.80
8 Holy Cross	6	11	1.83
9 Princeton	10	19	1.90
10 New Hampshire	14	27	1.93
11 Wisconsin	14	29	2.07
12 Boston College	14	30	2.14
13 Connecticut	13	28	2.15
14 Syracuse	12	28	2.33
15 Niagara	14	33	2.36
16 Providence	15	36	2.40
17 Minnesota Duluth	16	39	2.44
18 St. Lawrence	15	37	2.47
19 Dartmouth	8	20	2.50
20 Vermont	12	31	2.58
21 Rensselaer	15	39	2.60
22 Union	12	34	2.83
23 Boston University	15	43	2.87
24 Brown	10	29	2.90
North Dakota	10	29	2.90
26 Maine	14	41	2.93
Robert Morris	14	41	2.93
28 Bemidji State	16	47	2.94
29 Minnesota State	12	36	3.00
Wayne State	12	36	3.00
31 St. Cloud State	14	44	3.14
32 Yale	9	30	3.33
33 Colgate	14	47	3.36
34 Ohio State	16	56	3.50
35 Sacred Heart	8	46	5.75



POWER PLAY	Totals	SHA	PP%
1 New Hampshire	21/64	2	32.8
2 Boston University	15/66	0	22.7
3 Ohio State	15/72	4	20.8
4 Syracuse	12/59	0	20.3
5 Clarkson	14/69	0	20.3
6 Cornell	8/40	1	20.0
Minnesota	15/75	0	20.0
8 Princeton	11/57	0	19.3
9 Vermont	14/73	1	19.2
10 St. Lawrence	12/69	1	17.4
11 Dartmouth	9/52	3	17.3
12 Providence	13/77	1	16.9
13 Wayne State	10/64	2	15.6
14 Minnesota State	9/58	2	15.5
15 Mercyhurst	13/84	0	15.5
16 Maine	11/74	6	14.9
17 Holy Cross	5/34	0	14.7
18 Niagara	10/70	1	14.3
St. Cloud State	11/77	2	14.3
20 Harvard	5/38	1	13.2
21 Rensselaer	11/85	2	12.9
22 Minnesota Duluth	12/99	5	12.1
23 Robert Morris	7/60	2	11.7
24 Northeastern	6/56	0	10.7
25 Colgate	8/75	2	10.7
26 Boston College	7/69	0	10.1
27 Connecticut	6/63	0	9.5
28 Quinnipiac	5/54	1	9.3
29 Bemidji State	6/75	4	8.0
30 Wisconsin	5/66	1	7.6
31 Yale	3/40	0	7.5
32 North Dakota	4/54	0	7.4
33 Union	2/37	2	5.4
34 Sacred Heart	2/42	0	4.8
35 Brown	1/45	1	2.2



PENALTY KILL	Totals	SHF	PK%
1 Cornell	33/34	2	97.1
2 Mercyhurst	86/93	6	92.5
3 New Hampshire	72/79	1	91.1
4 Harvard	37/41	0	90.2
5 Wisconsin	63/70	2	90.0
6 Minnesota Duluth	80/89	4	89.9
7 Minnesota	67/75	4	89.3
8 St. Lawrence	50/56	4	89.3
9 Maine	58/65	0	89.2
10 Ohio State	66/74	0	89.2
11 Clarkson	65/73	2	89.0
12 Northeastern	43/49	1	87.8
13 Connecticut	47/54	4	87.0
14 Robert Morris	58/67	1	86.6
15 Quinnipiac	44/51	2	86.3
16 Niagara	62/72	0	86.1
17 Dartmouth	35/41	0	85.4
18 Princeton	40/47	1	85.1
19 Providence	56/66	1	84.8
20 Union	55/65	0	84.6
21 Boston College	63/75	0	84.0
22 Rensselaer	68/81	2	84.0
23 Holy Cross	31/37	0	83.8
24 St. Cloud State	55/66	3	83.3
25 Brown	48/58	0	82.8
26 North Dakota	52/63	1	82.5
27 Wayne State	53/65	1	81.5
28 Minnesota State	61/75	2	81.3
29 Syracuse	47/58	1	81.0
30 Colgate	50/62	0	80.6
31 Yale	32/40	0	80.0
32 Vermont	47/59	1	79.7
33 Bemidji State	61/77	0	79.2
34 Sacred Heart	32/42	1	76.2
35 Boston University	58/78	0	74.4





# Hockey East Overall Scoring Leaders

## Scoring

				<b>GP</b>	<b>G-A-P</b>	<b>PPG</b>	<b>PIM</b>	<b>PP</b>	<b>SH</b>	<b>GW</b>	<b>HT</b>	<b>+/-</b>	
1	Kelly Paton	UNH	SR	F	14	10-16-26	1.86	5/10	3	0	3	1	+8
2	Micaela Long	UNH	SR	F	14	6-17-23	1.64	3/6	2	1	1	0	+11
3	Ashley Cottrell	PC	SO	F	15	10-8-18	1.20	4/8	4	0	1	0	+3
4	Jenelle Kohanchuk	BU	SO	F	15	10-5-15	1.00	6/12	5	0	2	1	+2
5	Courtney Birchard	UNH	JR	D	14	7-7-14	1.00	9/18	5	0	2	0	+3
	Melissa Anderson	BU	SR	F	14	4-10-14	1.00	14/36	2	0	0	0	+7
7	Jenna Ouellette	ME	SR	F	14	4-9-13	0.93	4/8	2	0	1	0	-7
	Jill Cardella	BU	FR	F	15	8-5-13	0.87	6/12	1	0	1	0	+9
9	Alyssa Wohlfeiler	NU	JR	F	12	7-5-12	1.00	2/4	1	0	3	0	+6
	Kristi Kehoe	NU	JR	F	13	6-6-12	0.92	4/8	3	0	0	0	+11
	Jillian Kirchner	BU	JR	F	15	4-8-12	0.80	4/8	3	0	1	0	+3
12	Kailey Nash	UVM	SO	F	12	8-3-11	0.92	6/12	7	0	3	0	-5
	Allie Thunstrom	BC	SR	F	14	8-3-11	0.79	2/4	1	0	2	0	+4
	Kelly Cahill	UNH	SR	F	14	6-5-11	0.79	2/4	3	0	2	0	E
	Kristine Horn	UNH	FR	F	14	5-6-11	0.79	3/6	3	0	1	0	+4
16	Lindsay Berman	NU	SR	F	13	4-6-10	0.77	4/8	0	0	3	0	+10
	Kristina Lavoie	UNH	FR	F	14	4-6-10	0.71	4/8	3	0	0	0	+3
	Tara Watchorn	BU	SO	D	15	1-9-10	0.67	9/21	0	0	0	0	+9
19	Jennie Gallo	ME	JR	F	12	5-4-9	0.75	2/4	2	0	0	1	E
	Elisabeth Stathopulous	UC	FR	F	13	4-5-9	0.69	1/2	1	0	1	0	+1
	Cristin Allen	UC	SR	D	13	0-9-9	0.69	5/10	0	0	0	0	+2
	Taryn Peacock	ME	SR	F	14	4-5-9	0.64	7/14	3	0	0	0	-4
	Nicole Anderson	PC	FR	F	15	7-2-9	0.60	1/2	4	0	1	1	-2
	Lauren Cherewyk	BU	JR	F	15	4-5-9	0.60	1/2	1	0	2	0	E
25	9 Players Tied With					8 Points							

## Defenseman Scoring

				<b>GP</b>	<b>G-A-P</b>	<b>PPG</b>	<b>PIM</b>	<b>PP</b>	<b>SH</b>	<b>GW</b>	<b>HT</b>	<b>+/-</b>	
1	Courtney Birchard	UNH	JR	D	14	7-7-14	1.00	9/18	5	0	2	0	+3
2	Tara Watchorn	BU	SO	D	15	1-9-10	0.67	9/21	0	0	0	0	+9
3	Cristin Allen	UC	SR	D	13	0-9-9	0.69	5/10	0	0	0	0	+2
4	Kasey Boucher	BU	SO	D	15	3-4-7	0.47	2/4	1	0	0	0	E
	Carly Warren	BU	SO	D	15	2-5-7	0.47	7/14	1	0	0	0	+3
6	Maggie Walsh	UVM	FR	D	11	1-5-6	0.55	4/8	0	0	0	0	-4
	Blake Bolden	BC	FR	D	14	3-3-6	0.43	10/20	1	0	0	0	-1
	Sarah Appleton	BU	SR	D	15	2-4-6	0.40	7/14	0	0	0	0	+1
	Amber Yung	PC	JR	D	15	1-5-6	0.40	2/4	0	0	0	0	-2
10	Peggy Wakeham	UVM	JR	D	12	0-5-5	0.42	9/18	0	0	0	0	-5
	Jody Sydor	UC	JR	D	13	1-4-5	0.38	4/8	1	0	0	0	+2
	Jessica Bond	ME	SO	D	13	1-4-5	0.38	6/12	0	0	0	0	+2
	Raylen Dziengelewski	UNH	JR	D	14	0-5-5	0.36	7/14	0	0	0	0	+4
14	Saleah Morrison	UVM	JR	D	12	1-3-4	0.33	2/4	0	0	0	0	-1
	Sami Evelyn	UC	SO	D	13	1-3-4	0.31	1/2	1	0	0	0	+1
	Stephanie Gavronsky	NU	SO	D	13	1-3-4	0.31	6/12	0	0	0	0	+8
	Katelyn Kurth	BC	JR	D	14	0-4-4	0.29	10/20	0	0	0	0	+1
	Colleen Martin	PC	SR	D	15	1-3-4	0.27	3/6	1	0	0	0	-1

## Freshman Scoring

				<b>GP</b>	<b>G-A-P</b>	<b>PPG</b>	<b>PIM</b>	<b>PP</b>	<b>SH</b>	<b>GW</b>	<b>HT</b>	<b>+/-</b>	
1	Jill Cardella	BU	FR	F	15	8-5-13	0.87	6/12	1	0	1	0	+9
2	Kristine Horn	UNH	FR	F	14	5-6-11	0.79	3/6	3	0	1	0	+4
3	Kristina Lavoie	UNH	FR	F	14	4-6-10	0.71	4/8	3	0	0	0	+3
4	Elisabeth Stathopulous	UC	FR	F	13	4-5-9	0.69	1/2	1	0	1	0	+1
	Nicole Anderson	PC	FR	F	15	7-2-9	0.60	1/2	4	0	1	1	-2
6	Brittany Esposito	NU	FR	F	13	2-6-8	0.62	4/8	0	1	1	0	+6
	Ashley Motherwell	BC	FR	F	14	3-5-8	0.57	6/12	1	0	1	0	+3
	Jessica Cohen	PC	FR	F	15	4-4-8	0.53	9/18	0	0	2	0	+2
9	Casey Pickett	NU	FR	F	13	3-4-7	0.54	2/4	0	0	0	0	+8
10	Brittany Skudder	UNH	FR	F	10	3-3-6	0.60	5/10	2	0	0	0	-2
	Maggie Walsh	UVM	FR	D	11	1-5-6	0.55	4/8	0	0	0	0	-4
	Blake Bolden	BC	FR	D	14	3-3-6	0.43	10/20	1	0	0	0	-1
13	Emily Walsh	UVM	FR	F	12	3-2-5	0.42	6/23	3	0	0	0	-3
14	Rachel Llanes	NU	FR	F	13	2-2-4	0.31	3/6	1	0	0	0	+1
15	8 Players Tied With					3 Points							

# Hockey East Overall Scoring Leaders

## Goal Scoring

				GP	G	GPG	Assist Scoring				GP	A	APG		
1	Kelly Paton	UNH	SR	F	14	10	0.71	1	Micaela Long	UNH	SR	F	14	17	1.21
	Jenelle Kohanchuk	BU	SO	F	15	10	0.67	2	Kelly Paton	UNH	SR	F	14	16	1.14
	Ashley Cottrell	PC	SO	F	15	10	0.67	3	Melissa Anderson	BU	SR	F	14	10	0.71
4	Kailey Nash	UVM	SO	F	12	8	0.67	4	Cristin Allen	UC	SR	D	13	9	0.69
	Allie Thunstrom	BC	SR	F	14	8	0.57		Jenna Ouellette	ME	SR	F	14	9	0.64
	Jill Cardella	BU	FR	F	15	8	0.53		Tara Watchorn	BU	SO	D	15	9	0.60
7	Alyssa Wohlfeiler	NU	JR	F	12	7	0.58	7	Jillian Kirchner	BU	JR	F	15	8	0.53
	Courtney Birchard	UNH	JR	D	14	7	0.50		Ashley Cottrell	PC	SO	F	15	8	0.53
	Nicole Anderson	PC	FR	F	15	7	0.47	9	Erin Barley-Maloney	UVM	SO	F	11	7	0.64
10	Kristi Kehoe	NU	JR	F	13	6	0.46		Courtney Birchard	UNH	JR	D	14	7	0.50
	Micaela Long	UNH	SR	F	14	6	0.43	11	Lindsay Berman	NU	SR	F	13	6	0.46
	Kelly Cahill	UNH	SR	F	14	6	0.43		Kristi Kehoe	NU	JR	F	13	6	0.46
13	Jennie Gallo	ME	JR	F	12	5	0.42		Brittany Esposito	NU	FR	F	13	6	0.46
	Michelle Binning	UC	SR	F	13	5	0.38		Mary Restuccia	BC	SO	F	14	6	0.43
	Monique Weber	UC	SO	F	13	5	0.38		Kristina Lavoie	UNH	FR	F	14	6	0.43
	Kristine Horn	UNH	FR	F	14	5	0.36		Kristine Horn	UNH	FR	F	14	6	0.43
									Holly Lorms	BU	JR	F	15	6	0.40
									Jean O'Neill	PC	JR	F	15	6	0.40

## Power Play Goals

				GP	G	GPG	Power Play Points			GP	G-A-P	PPG			
1	Kailey Nash	UVM	SO	F	12	7	0.58	1	Kelly Paton	UNH	SR	F	14	3-11-14	1.00
2	Courtney Birchard	UNH	JR	D	14	5	0.36	2	Kailey Nash	UVM	SO	F	12	7-2-9	0.75
	Jenelle Kohanchuk	BU	SO	F	15	5	0.33		Courtney Birchard	UNH	JR	D	14	5-4-9	0.64
4	Ashley Cottrell	PC	SO	F	15	4	0.27		Micaela Long	UNH	SR	F	14	2-7-9	0.64
	Nicole Anderson	PC	FR	F	15	4	0.27	5	Kristine Horn	UNH	FR	F	14	3-5-8	0.57
6	Emily Walsh	UVM	FR	F	12	3	0.25		Jenelle Kohanchuk	BU	SO	F	15	5-3-8	0.53
	Kristi Kehoe	NU	JR	F	13	3	0.23	7	Jenna Ouellette	ME	SR	F	14	2-5-7	0.50
	Taryn Peacock	ME	SR	F	14	3	0.21		Ashley Cottrell	PC	SO	F	15	4-3-7	0.47
	Kelly Paton	UNH	SR	F	14	3	0.21	9	Chelsea Furlani	UVM	SR	F	12	2-4-6	0.50
	Kelly Cahill	UNH	SR	F	14	3	0.21		Tara Watchorn	BU	SO	D	15	0-6-6	0.40
	Kristina Lavoie	UNH	FR	F	14	3	0.21								
	Kristine Horn	UNH	FR	F	14	3	0.21								
	Jillian Kirchner	BU	JR	F	15	3	0.20								

## Shorthanded Goals

				GP	G	GPG	Game-Winning Goals			GP	G	GPG			
1	Celeste Doucet	UVM	JR	F	11	1	0.09	1	Alyssa Wohlfeiler	NU	JR	F	12	3	0.25
	Amy Hollstein	UC	SR	F	13	1	0.08		Kailey Nash	UVM	SO	F	12	3	0.25
	Michelle Binning	UC	SR	F	13	1	0.08		Lindsay Berman	NU	SR	F	13	3	0.23
	Jennifer Chaisson	UC	JR	F	13	1	0.08		Kelly Paton	UNH	SR	F	14	3	0.21
	Monique Weber	UC	SO	F	13	1	0.08	5	Brittany Nelson	UVM	SR	F	12	2	0.17
	Brittany Esposito	NU	FR	F	13	1	0.08		Amy Hollstein	UC	SR	F	13	2	0.15
	Micaela Long	UNH	SR	F	14	1	0.07		Allie Thunstrom	BC	SR	F	14	2	0.14
	Jean O'Neill	PC	JR	F	15	1	0.07		Courtney Birchard	UNH	JR	D	14	2	0.14
									Kelly Cahill	UNH	SR	F	14	2	0.14
									Lauren Cherewyk	BU	JR	F	15	2	0.13
									Jenelle Kohanchuk	BU	SO	F	15	2	0.13
									Jessica Cohen	PC	FR	F	15	2	0.13

## Plus-Minus

				GP	+/-	
1	Kristi Kehoe	NU	JR	F	13	+11
	Micaela Long	UNH	SR	F	14	+11
3	Lindsay Berman	NU	SR	F	13	+10
4	Jessica Lutz	UC	JR	F	13	+9
	Katy Applin	NU	SR	D	13	+9
	Tara Watchorn	BU	SO	D	15	+9
	Jill Cardella	BU	FR	F	15	+9
8	Stephanie Gavronsky	NU	SO	D	13	+8
	Casey Pickett	NU	FR	F	13	+8
	Kelly Paton	UNH	SR	F	14	+8
	Jonnie Bloemers	BU	SR	F	15	+8

## Hat Tricks

				GP	HT	
1	Jennie Gallo	ME	JR	F	12	1
	Kelly Paton	UNH	SR	F	14	1
	Jenelle Kohanchuk	BU	SO	F	15	1
	Nicole Anderson	PC	FR	F	15	1

# Hockey East Overall Goaltending Leaders

## Goals Against Average

			GP	Minutes	GA	GAA	Record	SO	Saves	Save %	
1	Florence Schelling	NU	SO	12	727:49	12	0.99	8-2-2	3	319	.964
2	Kayley Herman	UNH	JR	7	407:22	12	1.77	4-0-2	2	132	.917
3	Lindsey Minton	UNH	SO	8	450:53	15	2.00	5-1-2	1	132	.898
4	Corinne Boyles	BC	FR	11	616:51	22	2.14	3-2-4	1	311	.934
5	Alexandra Garcia	UC	SO	10	587:02	21	2.15	3-4-3	1	196	.903
6	Genevieve Lacasse	PC	SO	15	913:58	34	2.23	4-6-5	1	372	.916
7	Melissa Haber	BU	SR	12	717:08	29	2.43	6-3-3	2	295	.910
8	Kristen Olychuck	UVM	SR	12	722:31	30	2.49	5-6-1	1	247	.892
9	Brittany Ott	ME	FR	8	436:29	21	2.89	2-4-1	1	216	.911
10	Candice Currier	ME	SO	7	412:39	20	2.91	1-5-1	1	200	.909

## Save Percentage

			GP	Minutes	GA	GAA	Record	SO	Saves	Save %	
1	Florence Schelling	NU	SO	12	727:49	12	0.99	8-2-2	3	319	.964
2	Corinne Boyles	BC	FR	11	616:51	22	2.14	3-2-4	1	311	.934
3	Kayley Herman	UNH	JR	7	407:22	12	1.77	4-0-2	2	132	.917
4	Genevieve Lacasse	PC	SO	15	913:58	34	2.23	4-6-5	1	372	.916
5	Brittany Ott	ME	FR	8	436:29	21	2.89	2-4-1	1	216	.911
6	Melissa Haber	BU	SR	12	717:08	29	2.43	6-3-3	2	295	.910
7	Candice Currier	ME	SO	7	412:39	20	2.91	1-5-1	1	200	.909
8	Alexandra Garcia	UC	SO	10	587:02	21	2.15	3-4-3	1	196	.903
9	Lindsey Minton	UNH	SO	8	450:53	15	2.00	5-1-2	1	132	.898
10	Kristen Olychuck	UVM	SR	12	722:31	30	2.49	5-6-1	1	247	.892

## Saves

			GP	SVS/G	Saves	
1	Genevieve Lacasse	PC	SO	15	24.8	372
2	Florence Schelling	NU	SO	12	26.6	319
3	Corinne Boyles	BC	FR	11	28.3	311
4	Melissa Haber	BU	SR	12	24.6	295
5	Kristen Olychuck	UVM	SR	12	20.6	247
6	Brittany Ott	ME	FR	8	27.0	216
7	Candice Currier	ME	SO	7	28.6	200
8	Alexandra Garcia	UC	SO	10	19.6	196
9	Kayley Herman	UNH	JR	7	18.9	132
	Lindsey Minton	UNH	SO	8	16.5	132
11	Kiera Kingston	BC	SO	5	20.6	103
12	Alissa Fromkin	BU	FR	4	17.2	69
13	Jennie Bellonio	UC	SR	4	16.8	67
14	Leah Sulyma	NU	JR	1	32.0	32
15	Christina England	PC	JR	1	3.0	3

## Shutouts

			GP	Shutouts	
1	Florence Schelling	NU	SO	12	3
2	Kiera Kingston	BC	SO	5	2
	Kayley Herman	UNH	JR	7	2
	Melissa Haber	BU	SR	12	2
5	Candice Currier	ME	SO	7	1
	Brittany Ott	ME	FR	8	1
	Lindsey Minton	UNH	SO	8	1
	Alexandra Garcia	UC	SO	10	1
	Corinne Boyles	BC	FR	11	1
	Kristen Olychuck	UVM	SR	12	1
	Genevieve Lacasse	PC	SO	15	1

# Hockey East Overall Team Stats



## TEAM OFFENSE

Team	Games	Goals	G/GM
1 New Hampshire	14	48	3.43
2 Boston University	15	47	3.13
3 Providence	15	36	2.40
4 Northeastern	13	31	2.38
5 Connecticut	13	30	2.31
6 Maine	14	32	2.29
7 Vermont	12	24	2.00
8 Boston College	14	27	1.93

## TEAM DEFENSE

Team	Games	Goals	G/GM
1 Northeastern	13	14	1.08
2 New Hampshire	14	27	1.93
3 Boston College	14	30	2.14
4 Connecticut	13	28	2.15
5 Providence	15	36	2.40
6 Vermont	12	31	2.58
7 Boston University	15	43	2.87
8 Maine	14	41	2.93



## POWER PLAY

Team	Totals	SHA	PP %
1 New Hampshire	21/64	2	32.8
2 Boston University	15/66	0	22.7
3 Vermont	14/73	1	19.2
4 Providence	13/77	1	16.9
5 Maine	11/74	6	14.9
6 Northeastern	6/56	0	10.7
7 Boston College	7/69	0	10.1
8 Connecticut	6/63	0	9.5

## PENALTY KILL

Team	Totals	SHF	PK %
1 New Hampshire	72/79	1	91.1
2 Maine	58/65	0	89.2
3 Northeastern	43/49	1	87.8
4 Connecticut	47/54	4	87.0
5 Providence	56/66	1	84.8
6 Boston College	63/75	0	84.0
7 Vermont	47/59	1	79.7
8 Boston University	58/78	0	74.4



## PENALTY MINUTES

Team	Games	PIM	PIM/G
1 Vermont	12	168	14.0
2 Boston College	14	170	12.1
3 Boston University	15	175	11.7
4 New Hampshire	14	162	11.6
5 Maine	14	142	10.1
6 Providence	15	152	10.1
7 Connecticut	13	125	9.6
8 Northeastern	13	106	8.2

## SHOTS ON GOAL

Team	Games	SOG	SOG/G
1 New Hampshire	14	426	30.4
2 Providence	15	455	30.3
3 Boston University	15	436	29.1
4 Northeastern	13	367	28.2
5 Connecticut	13	362	27.8
6 Maine	14	386	27.6
7 Boston College	14	351	25.1
8 Vermont	12	272	22.7



## SCORING BY PERIOD

Team	1st	2nd	3rd	OT	Total
1 New Hampshire	15	20	13	0	48
2 Boston University	14	21	11	1	47
3 Providence	7	17	12	0	36
4 Maine	12	13	7	0	32
5 Northeastern	12	9	10	0	31
6 Connecticut	4	17	9	0	30
7 Boston College	5	9	13	0	27
8 Vermont	5	13	6	0	24

## GOALS ALLOWED BY PERIOD

Team	1st	2nd	3rd	OT	Total
1 Northeastern	6	6	2	0	14
2 New Hampshire	9	9	9	0	27
3 Connecticut	5	15	8	0	28
4 Boston College	8	14	8	0	30
5 Vermont	12	7	12	0	31
6 Providence	8	13	14	1	36
7 Maine	8	17	15	1	41
8 Boston University	10	16	17	0	43



## SPECIAL TEAMS NET

Team	PPF	SHA	PP NET	PPA	SHF	SH NET	ST NET
1 New Hampshire	21	2	+19	7	1	-6	+13
2 Connecticut	6	0	+6	7	4	-3	+3
Providence	13	1	+12	10	1	-9	+3
4 Vermont	14	1	+13	12	1	-11	+2
5 Northeastern	6	0	+6	6	1	-5	+1
6 Maine	11	6	+5	7	0	-7	-2
7 Boston College	7	0	+7	12	0	-12	-5
Boston University	15	0	+15	20	0	-20	-5



# Hockey East Conference Scoring Leaders

## Scoring

				GP	G-A-P	PPG	PIM	PP	SH	GW	HT	+/-	
1	Ashley Cottrell	PC	SO	F	9	7-7-14	1.56	2/4	3	0	1	0	+4
2	Kelly Paton	UNH	SR	F	5	4-7-11	2.20	2/4	0	0	1	0	+6
	Micaela Long	UNH	SR	F	5	2-9-11	2.20	2/4	0	0	1	0	+6
4	Melissa Anderson	BU	SR	F	7	3-5-8	1.14	8/24	2	0	0	0	+5
	Jill Cardella	BU	FR	F	8	5-3-8	1.00	2/4	0	0	1	0	+7
	Jenelle Kohanchuk	BU	SO	F	8	4-4-8	1.00	5/10	2	0	1	0	E
7	Kristi Kehoe	NU	JR	F	8	3-4-7	0.88	3/6	1	0	0	0	+7
	Jillian Kirchner	BU	JR	F	8	2-5-7	0.88	2/4	2	0	1	0	E
	Allie Thunstrom	BC	SR	F	9	4-3-7	0.78	1/2	0	0	2	0	+4
10	Alyssa Wohlfeiler	NU	JR	F	7	4-2-6	0.86	1/2	0	0	3	0	+5
	Casey Pickett	NU	FR	F	8	3-3-6	0.75	1/2	0	0	0	0	+5
	Jonnie Bloemers	BU	SR	F	8	2-4-6	0.75	4/8	0	0	0	0	+8
	Tara Watchorn	BU	SO	D	8	0-6-6	0.75	4/8	0	0	0	0	+4
	Nicole Anderson	PC	FR	F	9	5-1-6	0.67	0/0	2	0	1	1	+1
	Ashley Motherwell	BC	FR	F	9	3-3-6	0.67	5/10	1	0	1	0	+4
16	Kelly Cahill	UNH	SR	F	5	4-1-5	1.00	0/0	2	0	1	0	+3
	Courtney Birschard	UNH	JR	D	5	3-2-5	1.00	2/4	3	0	1	0	E
	Cristin Allen	UC	SR	D	7	0-5-5	0.71	3/6	0	0	0	0	+1
	Brittany Esposito	NU	FR	F	8	2-3-5	0.62	3/6	0	1	1	0	+5
	Carly Warren	BU	SO	D	8	1-4-5	0.62	4/8	1	0	0	0	+5
	Alyse Ruff	PC	JR	F	9	3-2-5	0.56	4/8	1	0	0	0	+1
	Mary Restuccia	BC	SO	F	9	2-3-5	0.56	11/22	1	0	0	0	+2
	Jean O'Neill	PC	JR	F	9	2-3-5	0.56	2/4	1	1	0	0	+2
	Jessica Cohen	PC	FR	F	9	2-3-5	0.56	5/10	0	0	1	0	+2
25	7 Players Tied With						4 Points						

## Defenseman Scoring

				GP	G-A-P	PPG	PIM	PP	SH	GW	HT	+/-	
1	Tara Watchorn	BU	SO	D	8	0-6-6	0.75	4/8	0	0	0	0	+4
2	Courtney Birschard	UNH	JR	D	5	3-2-5	1.00	2/4	3	0	1	0	E
	Cristin Allen	UC	SR	D	7	0-5-5	0.71	3/6	0	0	0	0	+1
	Carly Warren	BU	SO	D	8	1-4-5	0.62	4/8	1	0	0	0	+5
5	Raylen Dziengelewski	UNH	JR	D	5	0-4-4	0.80	2/4	0	0	0	0	+5
	Blake Bolden	BC	FR	D	9	2-2-4	0.44	4/8	1	0	0	0	-1
	Amber Yung	PC	JR	D	9	1-3-4	0.44	0/0	0	0	0	0	+1
8	Maggie Walsh	UVM	FR	D	6	0-3-3	0.50	2/4	0	0	0	0	-6
	Sarah Appleton	BU	SR	D	8	1-2-3	0.38	3/6	0	0	0	0	+3
	Kasey Boucher	BU	SO	D	8	1-2-3	0.38	1/2	1	0	0	0	-1
	Katelyn Kurth	BC	JR	D	9	0-3-3	0.33	8/16	0	0	0	0	+3
12	Bryanna Farris	UNH	FR	D	5	1-1-2	0.40	1/2	0	0	0	0	+1
	Kailey Chappell	UNH	FR	D	5	0-2-2	0.40	4/8	0	0	0	0	+2
	Jody Sydor	UC	JR	D	7	0-2-2	0.29	1/2	0	0	0	0	-2
	Jessica Bond	ME	SO	D	7	0-2-2	0.29	5/10	0	0	0	0	-2
	Julia Marty	NU	JR	D	7	0-2-2	0.29	5/10	0	0	0	0	+2
	Kathryn Miller	BU	FR	D	8	1-1-2	0.25	2/4	0	0	0	0	+1
	Katy Applin	NU	SR	D	8	0-2-2	0.25	2/4	0	0	0	0	+7
	Ginny Berg	NU	SR	D	8	0-2-2	0.25	3/6	0	0	0	0	+4

## Freshman Scoring

				GP	G-A-P	PPG	PIM	PP	SH	GW	HT	+/-	
1	Jill Cardella	BU	FR	F	8	5-3-8	1.00	2/4	0	0	1	0	+7
2	Casey Pickett	NU	FR	F	8	3-3-6	0.75	1/2	0	0	0	0	+5
	Nicole Anderson	PC	FR	F	9	5-1-6	0.67	0/0	2	0	1	1	+1
	Ashley Motherwell	BC	FR	F	9	3-3-6	0.67	5/10	1	0	1	0	+4
5	Brittany Esposito	NU	FR	F	8	2-3-5	0.62	3/6	0	1	1	0	+5
	Jessica Cohen	PC	FR	F	9	2-3-5	0.56	5/10	0	0	1	0	+2
7	Kristina Lavoie	UNH	FR	F	5	1-3-4	0.80	2/4	1	0	0	0	+3
	Blake Bolden	BC	FR	D	9	2-2-4	0.44	4/8	1	0	0	0	-1
9	Kelly Wallace	NU	FR	F	5	3-0-3	0.60	0/0	0	0	0	0	+3
	Emily Walsh	UVM	FR	F	6	2-1-3	0.50	2/4	2	0	0	0	-1
	Maggie Walsh	UVM	FR	D	6	0-3-3	0.50	2/4	0	0	0	0	-6
12	10 Players Tied With						2 Points						

# Hockey East Conference Scoring Leaders

## Goal Scoring

				GP	G	GPG	
1	Ashley Cottrell	PC	SO	F	9	7	0.78
2	Jill Cardella	BU	FR	F	8	5	0.62
	Nicole Anderson	PC	FR	F	9	5	0.56
4	Kelly Paton	UNH	SR	F	5	4	0.80
	Kelly Cahill	UNH	SR	F	5	4	0.80
	Alyssa Wohlfeiler	NU	JR	F	7	4	0.57
	Jenelle Kohanchuk	BU	SO	F	8	4	0.50
	Allie Thunstrom	BC	SR	F	9	4	0.44
9	Courtney Birchard	UNH	JR	D	5	3	0.60
	Kelly Wallace	NU	FR	F	5	3	0.60
	Kailey Nash	UVM	SO	F	6	3	0.50
	Melissa Anderson	BU	SR	F	7	3	0.43
	Kristi Kehoe	NU	JR	F	8	3	0.38
	Casey Pickett	NU	FR	F	8	3	0.38
	Ashley Motherwell	BC	FR	F	9	3	0.33
	Alyse Ruff	PC	JR	F	9	3	0.33

## Assist Scoring

					GP	A	APG
1	Micaela Long	UNH	SR	F	5	9	1.80
2	Kelly Paton	UNH	SR	F	5	7	1.40
	Ashley Cottrell	PC	SO	F	9	7	0.78
4	Tara Watchorn	BU	SO	D	8	6	0.75
5	Melissa Anderson	BU	SR	F	7	5	0.71
	Cristin Allen	UC	SR	D	7	5	0.71
	Jillian Kirchner	BU	JR	F	8	5	0.62
8	Raylen Dziengelewski	UNH	JR	D	5	4	0.80
	Jonnie Bloemers	BU	SR	F	8	4	0.50
	Holly Lorms	BU	JR	F	8	4	0.50
	Carly Warren	BU	SO	D	8	4	0.50
	Jenelle Kohanchuk	BU	SO	F	8	4	0.50
	Kristi Kehoe	NU	JR	F	8	4	0.50
14	Kristina Lavoie	UNH	FR	F	5	3	0.60
	Erin Barley-Maloney	UVM	SO	F	6	3	0.50
	Maggie Walsh	UVM	FR	D	6	3	0.50
	Jill Cardella	BU	FR	F	8	3	0.38
	Lindsay Berman	NU	SR	F	8	3	0.38
	Brittany Esposito	NU	FR	F	8	3	0.38
	Casey Pickett	NU	FR	F	8	3	0.38
	Allie Thunstrom	BC	SR	F	9	3	0.33
	Katelyn Kurth	BC	JR	D	9	3	0.33
	Mary Restuccia	BC	SO	F	9	3	0.33
	Allison Szlosek	BC	SO	LW	9	3	0.33
	Ashley Motherwell	BC	FR	F	9	3	0.33
	Amber Yung	PC	JR	D	9	3	0.33
	Jean O'Neill	PC	JR	F	9	3	0.33
	Lauren Covell	PC	SO	F	9	3	0.33
	Laura Veharanta	PC	SO	F	9	3	0.33
	Jessica Cohen	PC	FR	F	9	3	0.33

## Power Play Goals

				GP	G	GPG	
1	Courtney Birchard	UNH	JR	D	5	3	0.60
	Kailey Nash	UVM	SO	F	6	3	0.50
	Ashley Cottrell	PC	SO	F	9	3	0.33
4	Kelly Cahill	UNH	SR	F	5	2	0.40
	Emily Walsh	UVM	FR	F	6	2	0.33
	Melissa Anderson	BU	SR	F	7	2	0.29
	Jillian Kirchner	BU	JR	F	8	2	0.25
	Jenelle Kohanchuk	BU	SO	F	8	2	0.25
	Nicole Anderson	PC	FR	F	9	2	0.22

## Power Play Points

				GP	G-A-P	PPG	
1	Ashley Cottrell	PC	SO	F	9	3-2-5	0.56
2	Kelly Paton	UNH	SR	F	5	0-4-4	0.80
	Jenelle Kohanchuk	BU	SO	F	8	2-2-4	0.50
	Carly Warren	BU	SO	D	8	1-3-4	0.50
5	Courtney Birchard	UNH	JR	D	5	3-0-3	0.60
	Micaela Long	UNH	SR	F	5	0-3-3	0.60
	Kailey Nash	UVM	SO	F	6	3-0-3	0.50
	Maggie Walsh	UVM	FR	D	6	0-3-3	0.50
	Jillian Kirchner	BU	JR	F	8	2-1-3	0.38
	Tara Watchorn	BU	SO	D	8	0-3-3	0.38

## Shorthanded Goals

				GP	G	GPG	
1	Michelle Binning	UC	SR	F	7	1	0.14
	Jennifer Chaisson	UC	JR	F	7	1	0.14
	Monique Weber	UC	SO	F	7	1	0.14
	Brittany Esposito	NU	FR	F	8	1	0.12
	Jean O'Neill	PC	JR	F	9	1	0.11

## Game-Winning Goals

				GP	G	GPG	
1	Alyssa Wohlfeiler	NU	JR	F	7	3	0.43
2	Allie Thunstrom	BC	SR	F	9	2	0.22
3	Micaela Long	UNH	SR	F	5	1	0.20
	Kelly Paton	UNH	SR	F	5	1	0.20
	Courtney Birchard	UNH	JR	D	5	1	0.20
	Kelly Cahill	UNH	SR	F	5	1	0.20
	Kailey Nash	UVM	SO	F	6	1	0.17
	Michelle Binning	UC	SR	F	7	1	0.14
	Jillian Kirchner	BU	JR	F	8	1	0.12
	Lauren Cherewyk	BU	JR	F	8	1	0.12
	Jenelle Kohanchuk	BU	SO	F	8	1	0.12
	Jill Cardella	BU	FR	F	8	1	0.12
	Jenna Ouellette	ME	SR	F	8	1	0.12
	Lindsay Berman	NU	SR	F	8	1	0.12
	Brittany Esposito	NU	FR	F	8	1	0.12
	Ashley Motherwell	BC	FR	F	9	1	0.11
	Ashley Cottrell	PC	SO	F	9	1	0.11
	Nicole Anderson	PC	FR	F	9	1	0.11
	Jessica Cohen	PC	FR	F	9	1	0.11

## Plus-Minus

				GP	+/-	
1	Jonnie Bloemers	BU	SR	F	8	+8
	Stephanie Gavronsky	NU	SO	D	8	+8
3	Jill Cardella	BU	FR	F	8	+7
	Katy Applin	NU	SR	D	8	+7
	Kristi Kehoe	NU	JR	F	8	+7
6	Micaela Long	UNH	SR	F	5	+6
	Kelly Paton	UNH	SR	F	5	+6
	Lindsay Berman	NU	SR	F	8	+6
9	Raylen Dziengelewski	UNH	JR	D	5	+5
	Melissa Anderson	BU	SR	F	7	+5
	Alyssa Wohlfeiler	NU	JR	F	7	+5
	Carly Warren	BU	SO	D	8	+5

## Hat Tricks

				GP	HT	
1	Nicole Anderson	PC	FR	F	9	1

# Hockey East Conference Goaltending Leaders

## Goals Against Average

			GP	Minutes	GA	GAA	Record	SO	Saves	Save %	
1	Florence Schelling	NU	SO	8	488:31	9	1.11	5-1-2	2	220	.961
2	Kiera Kingston	BC	SO	4	230:00	5	1.30	1-1-2	2	99	.952
3	Lindsey Minton	UNH	SO	3	179:53	5	1.67	3-0-0	0	50	.909
4	Melissa Haber	BU	SR	6	357:53	10	1.68	4-2-0	2	151	.938
5	Alexandra Garcia	UC	SO	6	375:00	11	1.76	1-2-3	1	135	.925
6	Kayley Herman	UNH	JR	2	124:10	4	1.93	1-0-1	1	36	.900
7	Genevieve Lacasse	PC	SO	9	549:41	18	1.96	3-3-3	1	229	.927
8	Corinne Boyles	BC	FR	6	321:51	12	2.24	2-2-1	1	169	.934
9	Kristen Olychuck	UVM	SR	6	363:05	15	2.48	1-4-1	0	126	.894
10	Brittany Ott	ME	FR	5	255:45	11	2.58	1-2-1	1	152	.933
11	Candice Currier	ME	SO	4	233:34	15	3.85	0-3-1	0	114	.884

## Save Percentage

			GP	Minutes	GA	GAA	Record	SO	Saves	Save %	
1	Florence Schelling	NU	SO	8	488:31	9	1.11	5-1-2	2	220	.961
2	Kiera Kingston	BC	SO	4	230:00	5	1.30	1-1-2	2	99	.952
3	Melissa Haber	BU	SR	6	357:53	10	1.68	4-2-0	2	151	.938
4	Corinne Boyles	BC	FR	6	321:51	12	2.24	2-2-1	1	169	.934
5	Brittany Ott	ME	FR	5	255:45	11	2.58	1-2-1	1	152	.933
6	Genevieve Lacasse	PC	SO	9	549:41	18	1.96	3-3-3	1	229	.927
7	Alexandra Garcia	UC	SO	6	375:00	11	1.76	1-2-3	1	135	.925
8	Lindsey Minton	UNH	SO	3	179:53	5	1.67	3-0-0	0	50	.909
9	Kayley Herman	UNH	JR	2	124:10	4	1.93	1-0-1	1	36	.900
10	Kristen Olychuck	UVM	SR	6	363:05	15	2.48	1-4-1	0	126	.894
11	Candice Currier	ME	SO	4	233:34	15	3.85	0-3-1	0	114	.884

## Saves

			GP	SVS/G	Saves	
1	Genevieve Lacasse	PC	SO	9	25.4	229
2	Florence Schelling	NU	SO	8	27.5	220
3	Corinne Boyles	BC	FR	6	28.2	169
4	Brittany Ott	ME	FR	5	30.4	152
5	Melissa Haber	BU	SR	6	25.2	151
6	Alexandra Garcia	UC	SO	6	22.5	135
7	Kristen Olychuck	UVM	SR	6	21.0	126
8	Candice Currier	ME	SO	4	28.5	114
9	Kiera Kingston	BC	SO	4	24.8	99
10	Lindsey Minton	UNH	SO	3	16.7	50
11	Alissa Fromkin	BU	FR	2	20.0	40
12	Kayley Herman	UNH	JR	2	18.0	36
13	Jennie Bellonio	UC	SR	1	21.0	21

## Shutouts

			GP	Shutouts	
1	Kiera Kingston	BC	SO	4	2
	Melissa Haber	BU	SR	6	2
	Florence Schelling	NU	SO	8	2
4	Kayley Herman	UNH	JR	2	1
	Brittany Ott	ME	FR	5	1
	Corinne Boyles	BC	FR	6	1
	Alexandra Garcia	UC	SO	6	1
	Genevieve Lacasse	PC	SO	9	1

# Hockey East Conference Team Stats



## TEAM OFFENSE

Team	Games	Goals	G/GM
1 New Hampshire	5	19	3.80
2 Boston University	8	26	3.25
3 Providence	9	23	2.56
4 Northeastern	8	18	2.25
5 Boston College	9	16	1.78
6 Connecticut	7	11	1.57
7 Vermont	6	8	1.33
8 Maine	8	8	1.00

## TEAM DEFENSE

Team	Games	Goals	G/GM
1 Northeastern	8	9	1.12
2 New Hampshire	5	9	1.80
3 Boston College	9	17	1.89
4 Connecticut	7	14	2.00
5 Providence	9	19	2.11
6 Boston University	8	20	2.50
Vermont	6	15	2.50
8 Maine	8	26	3.25



## POWER PLAY

Team	Totals	SHA	PP %
1 Boston University	8/33	0	24.2
2 New Hampshire	6/26	0	23.1
3 Vermont	6/36	1	16.7
4 Providence	7/45	0	15.6
5 Boston College	5/46	0	10.9
6 Maine	4/38	4	10.5
7 Northeastern	2/31	0	6.5
8 Connecticut	1/36	0	2.8

## PENALTY KILL

Team	Totals	SHF	PK %
1 New Hampshire	27/29	0	93.1
2 Maine	35/38	0	92.1
3 Connecticut	29/33	3	87.9
4 Vermont	27/31	0	87.1
5 Boston College	43/50	0	86.0
6 Northeastern	28/33	1	84.8
7 Providence	30/36	1	83.3
8 Boston University	33/41	0	80.5



## PENALTY MINUTES

Team	Games	PIM	PIM/G
1 Vermont	6	78	13.0
2 Boston College	9	116	12.9
3 Boston University	8	98	12.2
4 New Hampshire	5	60	12.0
5 Connecticut	7	81	11.6
6 Maine	8	86	10.8
7 Providence	9	84	9.3
8 Northeastern	8	74	9.2

## SHOTS ON GOAL

Team	Games	SOG	SOG/G
1 Providence	9	284	31.6
2 New Hampshire	5	153	30.6
3 Northeastern	8	231	28.9
4 Connecticut	7	202	28.9
5 Boston University	8	230	28.8
6 Boston College	9	226	25.1
7 Maine	8	200	25.0
8 Vermont	6	145	24.2



## SCORING BY PERIOD

Team	1st	2nd	3rd	OT	Total
1 Boston University	8	11	7	0	26
2 Providence	6	10	7	0	23
3 New Hampshire	5	7	7	0	19
4 Northeastern	6	6	6	0	18
5 Boston College	4	6	6	0	16
6 Connecticut	2	5	4	0	11
7 Maine	3	4	1	0	8
Vermont	0	5	3	0	8

## GOALS ALLOWED BY PERIOD

Team	1st	2nd	3rd	OT	Total
1 New Hampshire	2	4	3	0	9
Northeastern	4	4	1	0	9
3 Connecticut	2	8	4	0	14
4 Vermont	7	3	5	0	15
5 Boston College	3	10	4	0	17
6 Providence	6	8	5	0	19
7 Boston University	5	6	9	0	20
8 Maine	5	11	10	0	26



## SPECIAL TEAMS NET

Team	PPF	SHA	PP NET	PPA	SHF	SH NET	ST NET
1 New Hampshire	6	0	+6	2	0	-2	+4
2 Providence	7	0	+7	6	1	-5	+2
3 Vermont	6	1	+5	4	0	-4	+1
4 Boston University	8	0	+8	8	0	-8	0
Connecticut	1	0	+1	4	3	-1	0
6 Boston College	5	0	+5	7	0	-7	-2
Northeastern	2	0	+2	5	1	-4	-2
8 Maine	4	4	0	3	0	-3	-3

