



# MEN'S WEEKLY RELEASE

**Pete Souris**  
**Director of Public Relations**  
**Hockey East Association**  
 591 North Ave – #2  
 Wakefield, MA 01880  
 Office: (781) 245-2122  
 Cell: (603) 512-1166  
 psouris@HockeyEastOnline.com

FOR IMMEDIATE RELEASE: MONDAY, NOVEMBER 9, 2009

**WEEKLY RELEASE #6**

## NORTHEASTERN SHUTS OUT BU; UMASS SWEEPS NIAGARA ~BC, UML, Vermont all take three points; Maine downs BU in Orono~

**WAKEFIELD, Mass.** – Three Hockey East teams came away with three-point weekends, as Boston College, UMass-Lowell and Vermont all accomplished the feat, while Northeastern shutout No. 5 Boston University of Friday night and Maine downed the Terriers on Sunday afternoon in Orono. Massachusetts also swept its rare non-league home-and-home series with Niagara.

UNH and the Eagles battled to a 4-4 tie on Friday night at the Whittemore Center, after BC scored three goals in first and UNH stormed back in the final period with a three-goal effort. Eagles' senior blueliner Carl Sneed (Nisswa, Minn.) notched a career-high two goals, while UNH's Bobby Butler (Marlboro, Mass.) scored the game-tying goal with under a minute remaining in regulation. Hockey East Co-Player of the Week Brian Gibbons (Braintree, Mass.) had a two assist effort in the stalemate. The Eagles skated the next night to a 5-1 victory over Northeastern at Conte Forum, Gibbons had another multiple point effort with three (1g,2a) on the night.

Freshman goalie Chris Rawlings (North Delta, B.C.) was the story for the Huskies on Friday night, amassing a career-high 43 saves in the 1-0 victory vs. the Terriers. Rawlings became the Huskies' second-ever netminder to shut out Boston University, as Northeastern recorded its first shutout since blanking UMass Lowell on Feb. 27, 2009.

The No. 8 ranked River Hawks and No. 15 Vermont Catamounts battled to a 3-3 draw on Friday in Burlington. Vermont's Justin Milo (Edina, Minn.) potted the game-tying goal with 11 minutes left in regulation for the Catamounts. UML's Nevin Hamilton (Ashland, Mass.) notched 34 saves in the net for the River Hawks. On Sunday, the River Hawks earned a convincing 6-3 victory against UNH at Tsongas Arena in front of a national TV audience on ESPNU. Carter Hutton (Thunder Bay, Ont.) got the nod for UML in net, making 33 saves for his third win of the season. Hockey East Co-Player of the Week Nick Schaus (Buffalo, N.Y.) had three points for UML, while senior Kory Falite (BillERICA, Mass.) registered two goals for the River Hawks.

Vermont's Mike Spillane (Bow, N.H.) stopped all 33 shots by the Friars for his first career shutout in the 3-0 victory on Sunday.

The Minutemen continued their torrid start to the season with a 4-1 win Friday at the Mullins Center and a 4-2 road victory on Sunday. Paul Dainton (Genelle, B.C.) made 31 saves for the Minutemen on Friday.

Maine's Gustav Nyquist (Malmo, Sweden) and Scott Darling (Lemont, Ill.) paced the Black Bears to their second league win of the season. Nyquist recorded his league-leading 13th point of the season in the game with a goal and an assist, while teammate Darling made 26 saves in the Black Bear net.

### 2009-2010 HEA STANDINGS

Rk.	Team	GP	W	L	T	Pts	Overall	Conf. Off.	Conf. Def.
1.	UMass-Lowell	5	3	1	1	7	5-2-1	3.80 (19)	2.80 (14)
2.	Massachusetts	4	3	1	0	6	6-1-0	3.50 (14)	2.50 (10)
3.	New Hampshire	4	2	1	1	5	2-5-2	4.00 (16)	3.50 (14)
	Boston College	5	2	2	1	5	3-2-1	3.40 (17)	3.40 (17)
	Vermont	5	2	2	1	5	3-3-1	2.60 (13)	2.60 (13)
6.	Merrimack	3	2	1	0	4	5-3-0	4.33 (13)	3.00 (9)
	Maine	4	2	2	0	4	3-5-0	3.00 (12)	3.25 (13)
7.	Providence	3	1	2	0	2	5-3-0	1.67 (5)	3.00 (9)
	Northeastern	4	1	3	0	2	3-4-0	1.25 (5)	3.00 (12)
	Boston University	5	1	4	0	2	2-5-0	2.20 (11)	2.80 (14)

**RECENT RESULTS**  
**Friday, November 6**  
 Boston College 4 at UNH 4 OT \*  
 at Northeastern 1, No. 5 Boston University 0 \*  
 No. 8 UMass-Lowell 3 at No. 15 Vermont 3 OT \*  
 at Massachusetts 4, Niagara 1

**Saturday, November 7**  
 at Boston College 5, Northeastern 1 \*


**Sunday, November 8**  
 at No. 15 Vermont 3, Providence 0 \*  
 at No. 8 UMass-Lowell 6, UNH 3 \*  
 at Maine 3, No. 5 Boston University 2 \*  
 Massachusetts 4 at Niagara 2

**UPCOMING GAMES**  
**Friday, November 13**  
 Boston University at Merrimack \*  
 UNH at No. 10 Massachusetts \*  
 Maine at Northeastern \*  
 No. 5 UMass-Lowell at Alabama-Huntsville (8pm)

**Saturday, November 14**  
 Merrimack at Boston University \*  
 UNH at No. 10 Massachusetts \*  
 No. 15 Vermont at Boston College \*  
 Maine at Northeastern \*  
 No. 5 UMass-Lowell at Alabama-Huntsville (8pm)

**Sunday, November 15**  
 No. 15 Vermont at Boston College \* (4pm)


\* denotes Hockey East Game  
 All Games are EST



**CO-HOCKEY EAST  
 PLAYER OF THE WEEK**  
**BRIAN GIBBONS**  
**BOSTON COLLEGE**

Junior Forward; Braintree, Mass.


Gibbons notched a five-point (1g,4a) week for the Eagles in a win and a tie. He totaled two assists Friday at UNH and recorded three points (1g,2a) in the 5-1 win Saturday vs. Northeastern.



**CO-HOCKEY EAST  
 PLAYER OF THE WEEK**  
**NICK SCHAUS**  
**UMASS-LOWELL**

Senior Defenseman; Buffalo, N.Y.

Schaus tallied four-points (2g,2a) on the weekend for UML, which included a goal Friday night in the tie at Vermont and three points in the 6-3 victory vs. UNH on Sunday at Tsongas Arena.



**PRO AMBITIONS  
 ROOKIE OF THE WEEK**  
**CHRIS RAWLINGS**  
**NORTHEASTERN**

Freshman Goaltender; North Delta, B.C.

Rawlings stopped 72 saves on the weekend for the Huskies, which included a career-high 43 saves in the shutout of BU on Friday night.

## HOCKEY EAST WEEKLY TOP PERFORMERS

**David Boehm, UMass (Fr., F, Naples, Fla.)** Netted his first collegiate goal in a 4-1 win over Niagara on Friday.

**Bobby Butler, UNH (Sr., F, Marlboro, Mass.)** Had four points (2g,2a) over the weekend with the game-tying goal in the tie of BC with under a minute left.

**Paul Carey, BC (So., F, Weymouth, Mass.)** Recorded one point in each BC game and has tallied at least one point in four straight games (2-3-5).

**Alex Chiasson, BU (Fr., F, St. Augustin, Que.)** Scored his team-leading fourth goal of the season in 3-2 loss at Maine.

**Paul Dainton, UMass (Jr., G, Genelle, B.C.)** Posted made 31 saves in a 4-1 win over Niagara on Friday vs. Niagara at the

**Scott Darling, Maine (So., Goalie, Lemont, Ill.)** Made 26 saves as Maine defeated #5 BU 3-2 on Sunday afternoon.

**Kory Falite, UML (Sr., F, Billerica, Mass.)** Falite scored two goals, including the game-winner, against New Hampshire on Sunday evening.

**Michael Lecomte, UMass (Jr., F, St. Hyacinthe, Que.)** Scored two goals in a 4-1 win against Niagara on Friday.

**Chris McCarthy, UVM (Fr., F, Collegeville, Pa.)** Scored the game-winning goal and had an assist in Sunday's win over PC while posting a +2 rating.

**Justin Milo, UVM (Jr., F, Edina, Minn.)** Scored three goals and had an assist as the Catamounts picked up three Hockey East points on the weekend.

**Gustav Nyquist, Maine (So., F, Malmo, Sweden)** Scored a goal and added an assist to lead Maine to a 3-2 win over #5 BU.

**Mike Sislo, UNH (Jr., F, Superior, Wis.)** Registered a pair of goals and an assist over the weekend.

**Carl Sneepe, Sr., D, (Nisswa, Minn)** Registered five points (2g,3a) on the weekend, tallied two power-play goals in a 4-4 tie at UNH and three assists vs. NU.

**Ben Smith, BC (Sr., F, Avon, Conn.)** Tallied three points (2g,1a) in a 1-0-1 weekend vs. UNH and Northeastern.

### The 26th Annual HOCKEY EAST CHAMPIONSHIP TOURNAMENT

March 19-20, 2010

at the TD Garden, Boston, Mass.



Tickets go onsale the first Saturday  
in December. To purchase tickets call (800)  
745-3000, visit [www.ticketmaster.com](http://www.ticketmaster.com) or  
the TD Banknorth Garden Box Office



### HOCKEY EAST THREE STARS AWARD

At the conclusion of each Hockey East game, the "Three Stars of The Game" are selected. Here are this season's leaders to date:

Rk.	Name	Cl.	Pos.	School
1.	Bobby Butler	Sr.	F	New Hampshire
2.	Justin Milo	Jr.	F	Vermont
	Nick Schaus	Sr.	D	Vermont
4.	Alex Beaudry	So.	G	Providence
	Brandon Brodhag	Fr.	F	Merrimack
	Alex Chaisson	Fr.	F	Boston U.
	Scott Darling	So.	G	Maine
	Brian Gibbons	Jr.	F	Boston College
	Gustav Nyquist	So.	F	Maine
	Carl Sneepe	Sr.	D	Boston College

### CAREER FIRSTS/MILESTONES/WHO'S HOT?

#### AUSTIN BLOCK, UNH (THOUSAND OAKS, CALIF.)

Potted his first career goal on Sunday afternoon vs. UMass-Lowell

#### DAVID BOEHM, UMASS (NAPLES, FLA.)

Netted his first collegiate goal in Friday's win over Niagara

#### HEAD COACH GREG CRONIN, NU

Notched his 60th career victory as NU's head coach with Friday's win

#### CONNOR HARDOWA, UNH (EDMONTON, ALB.)

Handed out his first career assist on  
Butler's third-period goal at UML

#### BEN HOLMSTROM, UML (COLORADO SPRINGS, COL.)

In the midst of a five-game point streak (2g, 4a)

#### MICHAEL LECOMTE, UMASS (ST. HYACINTHE, QUE.)

Scored two goals on Friday against Niagara after missing the last four  
games due to injury

#### BRETT LEONARD, UVM (SOUTH BURLINGTON, VT.)

Picked up the first assist of his career in a 3-0 win over PC Sunday

#### JAMES MARCOU, UMASS (KINGS PARK, N.Y.)

Now has 92 points in 82 career games with his two points Sunday

#### MAX NICASTRO, BU (THOUSAND OAKS, CALIF.)

Recorded his first collegiate point with an assist on Alex Chiasson's  
goal against Maine on Sunday

#### GUSTAV NYQUIST, MAINE (MALMO, SWEDEN)

Has five goals in seven career games against Boston University

#### WILL ORTIZ, UMASS (FRAMINGHAM, MASS.)

Tallied four points in the weekend series with Niagara. He has recorded  
a point in four of UMass seven games this season

#### NICK SCHAUS, UML (BUFFALO, NY.)

Topped the 50 career point plateau with three points (1g,2a)  
against UNH to give him 51 for his career

#### MIKE SPILLANE, UVM (BOW, N.H.)

Stopped 33 shots in a 3-0 win over Providence on Sunday  
to earn his first career shutout

#### PAUL WORTHINGTON, UML (LANGHORNE, PA.)

Is currently on a five-game point streak (3g,3a)

## TEAM NOTES

**BOSTON COLLEGE:** Freshman Philip Samuelsson scored his first collegiate goal at 10:39 of the first period of a 5-1 win over Northeastern...BC finished a combined 6-for-12 in power-play situations in two games this week, more than doubling its prior conversion percentage to 23.9 percent this season (9-for-39)...BC finished 8-for-9 in penalty-kill situations and is now killing opponent power plays at 87.1 percent this season (27-for-31)...Junior goaltender John Muse (East Falmouth, Mass.) played all 125 minutes in net.

**BOSTON UNIVERSITY:** With Friday's 1-0 loss at Northeastern, the Terriers were shut out in an opposing rink for the first time since March 12, 2004...BU was unbeaten in its last 12 regular-season games (10-0-2) against Maine until Sunday's 3-2 setback in Orono...After being snakebitten throughout the first few weeks of the season, sophomore Chris Connolly (Duluth, Minn.) scored his first goal of the year on Sunday against Maine on his 31st shot on goal...The Terriers' 2-5 start is its worst through seven games since the 1998-99 season, when they went 1-5-1 to open the year...Freshman defenseman Ben Rosen (Syosset, N.Y.) made his collegiate debut in Friday's contest against Northeastern...Last season, the Terriers were 5-0-0 when allowing exactly three goals. This season, BU is 0-4-0 when allowing an opponent to score three goals...BU will enter its home-and-home series with Merrimack next weekend having not scored an even-strength goal in its last 154:47 of play...The Terriers have won their last 15 contests against the Warriors, having swept each of the past five season series.

**MAINE:** The University of Maine men's ice hockey team earned its second straight win over a top-10 team...Last week, Maine defeated #10 Vermont and this week the Black Bears upended #5 Boston University...Maine improves to 3-1 at Alford Arena on the season...The three-game home winning streak is the longest since Maine won four games at home from Oct. 31 to Nov. 21, 2008...Gustav Nyuist extending his points streak to seven games with a goal and an assist on Sunday against Boston University...Maine has scored at least one power play goal in all eight games this season...Maine's game against BU on Sunday was the first game of the season that has been decided by just one goal...Maine's sophomore class has scored 48.6 percent of the total points and combined for six of nine points on Sunday against the Terriers.

**MASSACHUSETTS:** UMass started the year 4-0 for the first time since 2003-04 and with a 3-0 mark in Hockey East prior to the loss to Providence was off to its best start in league play ever...UMass ranks tied for 5th nationally in scoring offense (3.86 gpg) and 4th in power play conversion (12 for 40; 30.0%)...12 of UMass' 27 goals scored have been on the power play...UMass is outscoring opponents 12-to-2 in the third period this season...UMass will host New Hampshire twice at the Mullins Center this weekend in one of the conference's top rivalries; Massachusetts was 0-1-2 against the Wildcats last season, with the loss coming in overtime in Durham, N.H.

**UMASS-LOWELL:** No. 8 UMass Lowell earned three points with a win over New Hampshire and a tie at Vermont this weekend...Kory Falite scored two goals to help fuel the River Hawks' 6-3 win over UNH...The last time UML beat UNH in the Tsongas Arena, Falite scored twice as well...Seniors Paul Worthington (Langhorne, Pa.) and Ben Holmstrom (Colorado Springs, Col.) are riding five-game point streaks: Worthington has scored three goals and three assists while Holmstrom has two goals and four assists during the streak...The River Hawks scored three power play goals in a game for the first time since March 6, 2009 when they tallied four against Maine...UML's power play is scoring 28.3% of the time, the second highest mark in Hockey East...Nick Schaus (Buffalo, N.Y.) became the sixth active River Hawk to score 50 or more career points, notching four points this weekend on two goals and two assists to tally 51 career points...UML now travels south to battle Alabama-Huntsville in a two-game set next weekend.

**MERRIMACK:** After playing a league-high eight games in the first month of the season, the Warriors were idle this weekend. They open a home-and-home series with Boston University on November 13. Merrimack is 5-0 at home for the first time since the 1998-89 season, its last season as a ECAC member before joining Hockey East...Chris Barton (Calgary, Alb.) continues to lead all Hockey East players with seven goals, while Stephane Da Costa (Paris, France) is second with six goals and has 10 points, tops among rookies. Da Costa was named the Pro Ambitions Rookie of the Month for October, while Barton was runner-up for Player of the Month... Merrimack is 2-1 in Hockey East play for the first time since the

1998-99 campaign...They have picked up at least a man-advantage tally in six straight games and rank third in Hockey East on the power play and first on the penalty kill...Senior captain Pat Bowen (Marshfield, Mass.) continues to lead all Hockey East defensemen with eight assists...The Warriors lead all Hockey East teams with 12 first-period goals and 30 overall.

**NEW HAMPSHIRE:** UNH scored three third period goals in a 4-4 tie of Boston College. It marked the third time the Wildcats have scored three or more goals in a period this season...Bobby Butler scored three points during the weekend series with a pair of goals and an assist. Butler scored the equalizer with just under a minute remaining in regulation against Boston College. Butler has a team-best 11 points in nine games (1.22 ppg)...Freshman Austin Block potted his first career goal with a second period tally on Sunday afternoon against UMass-Lowell...Rookie defenseman Connor Hardowa handed out his first career assist on Bobby Butler's third-period goal at UMass-Lowell...The Wildcats travel to 19th-ranked UMass for its fifth- and sixth-straight games against nationally ranked foes. Overall, the Wildcats have played six games against ranked foes...After scoring just two goals last weekend, the Wildcat offense potted seven goals in two games.

**NORTHEASTERN:** The first time Northeastern knocked off a defending champion was actually against Boston University on Jan 10, 1979, when NU toppled the Terriers, 6-4. NU earned its 12th victory in program history over a defending champion on Friday night...Freshman goaltender Chris Rawlings became the Huskies' second-ever netminder to shut out Boston University as Northeastern recorded its first shutout since blanking UMass Lowell on Feb. 27, 2009. Additionally, Northeastern can stake its claim to ending BU's five-year run of not being shutout on the road. Brad Thiessen was the last NU goalie to make 43 stops when he turned the trick against New Hampshire on Nov. 1, 2008...Junior defenseman Mike Hewkin notched his 12th and 13th points with assists in the BU and BC outings. Hewkin's first two points of the season came in succession, marking his first-ever pointstreak for the Huskies. Freshman Chris Student also logged his first collegiate point with the helper on Kyle Kraemer's first tally of the season at Boston College...Northeastern converted at least one powerplay goal in its first six regular-season games thus far before having its streak snapped at Conte Forum against Boston College on Saturday night...Junior forward Wade MacLeod now leads Northeastern with five points, including a club-best three goals...Sophomore Alex Tuckerman was awarded NU's first penalty shot since Steve Quailer's conversion against Merrimack on Jan. 9, 2009 at 18:21 in the third period at Boston College. Tuckerman was not able to connect on his attempt.

**PROVIDENCE COLLEGE:** Providence College's three-game road winning streak came to an end with a 3-0 loss at No. 15 Vermont on Sunday...PC is now 2-3 on the season against ranked opponents with both wins coming on the road...The loss also ended sophomore Matt Bergland's (Faribault, Minn.) four-game point streak...Six of the Friars' eight games so far this season have been on the road...The Friars are 4-2 in games away from Schneider Arena this season...PC has killed off its opponents' last five power-play opportunities...Junior Jordan Kremyr (Cloverdale, B.C.) already has a career-high five assists this season...In the Friars' last two games, their lineup has featured seven freshmen and four sophomores...Providence College is off until November 17 when it hosts Brown University in the 24th Annual Mayor's Cup at Schneider Arena.

**VERMONT:** Senior Brayden Irwin (Toronto, Ont.) has a point in six of seven games to begin the season...Irwin has a team leading four goals and nine points to rank tied for ninth among Hockey East players in scoring...Vermont's 3-0 shutout against Providence on Sunday was its first since a 4-0 win over St. Lawrence in the Catamount Cup championship game on Jan. 3 last season...Sophomore Rob Madore (Pittsburgh, Pa.) handed Mike Spillane (Bow, N.H.) the game puck following Sunday's win for earning his first career shutout with 33 saves...Junior Justin Milo became the 12th different Catamount to score a goal this season with his third period tally in a 3-3 tie with UMass-Lowell on Friday...Vermont returns to action at Boston College on Saturday (Nov. 14 at 7pm) and Sunday (Nov. 15 - 4pm)...The Catamounts are 0-8 at Kelley Rink since joining Hockey East...Vermont hasn't won at Boston College since Nov. 11, 1994 in a 4-2 victory.

## HOCKEY EAST WEEKLY AWARDS

### HOCKEY EAST PLAYER OF THE WEEK

Week	Player (School)
Oct. 12	James Marcou (Massachusetts)
Oct. 19	Stephane Da Costa (Merrimack)
Oct. 26	Matt Bergland (Providence College)
Nov. 2	David Warsofsky (Boston University)
Nov. 9	Brian Gibbons (Boston College) Nick Schaus (UMass-Lowell)

### PRO AMBITIONS ROOKIE OF THE WEEK

Week	Player (School)
Oct. 12	Garrett Vermeersch (Northeastern)
Oct. 19	Chris McCarthy (Vermont)
Oct. 26	Dalton Speelman (New Hampshire)
Nov. 2	Brandon Brodhag (Merrimack) Adam Shemansky (Maine)
Nov. 9	Chris Rawlings (Northeastern)

### PURE HOCKEY DEFENSIVE PLAYER OF THE WEEK

Week	Player (School)
Oct. 12	Alex Beaudry (Providence College)
Oct. 19	Paul Dainton (Massachusetts)
Oct. 26	Karl Stollery (Merrimack)
Nov. 2	Alex Beaudry (Providence College)
Nov. 9	Mike Spillane (Vermont)



## THIS DATE IN HOCKEY EAST HISTORY

**Nov. 4, 1994:** Merrimack combines with Providence for 10 power-play goals, the most ever in a Hockey East game.

**November 9, 1990:** ULowell and Northeastern battle to an 8-8 standoff at Matthews Arena, the highest-scoring tie in Lowell's history.

**Nov. 11, 1989:** Merrimack earns its first Hockey East win, defeating Northeastern 6-5 in overtime.

**Nov. 15, 2002:** Maine scored a school-record five goals in 5:08 at Northeastern. The Black Bears went on to defeat the Huskies 8-2 in the game.

## COMMISSIONERS CORNER with Joe Bertagna

One of Hockey East strengths is the quality of its facilities. Boston University's Agganis Arena has set a new standard for college hockey arenas in the East. The Mullins Center at UMass and Conte Forum at BC showcase basketball and hockey before crowds in the 8,000 to 10,000 range. Designed by the same architect, the Whittemore Center at UNH and Tsongas Arena at UMass Lowell draw in the 6,000 range regularly.

Every arena has its own personality and charm but no site combines the old and the new like Northeastern's Matthews Arena. Friday night's 1-0 Huskies win over BU was played before nearly 5,000 fans in a building that will celebrate its 100th birthday in the not so distant future. The place was rocking on Friday, and the home crowd celebrated not only a NU win but the first advance sellout in school history. The attendees also enjoyed the extensive renovations visible throughout the arena. As someone who first played on Arena ice in 1964, I was thrilled to see how modernized the building has become (new seats, new press box, Jumbotron) while keeping its charm and plenty of familiar features (the rafters, the ceiling.)

Vermont's Gutterson Fieldhouse is another of the league arenas that has kept its original feel while providing improved amenities for its fans. Maine's Alford Arena makes three. Providence gave Schneider Arena a new look over the past two years, replacing all seats and banners and updating its club room. Merrimack has made a number of changes, many beyond the view of the public, and will debut a new scoreboard/clock before year's end. All of this reflects the commitment each institution continues to make to hockey, a commitment that benefits participant and spectator alike.

## DIVISION I MEN'S NATIONAL POLLS

### USA Today/USA Hockey Magazine Men's College Hockey Poll - #5

Rk.	School (FPV)	LR	Record
1.	Miami University, 510 (33)	1	8-1-1
2.	North Dakota, 471 (1)	2	6-1-1
3.	Denver, 407	3	6-3-1
4.	Cornell, 397	6	3-0-0
<b>5.</b>	<b>UMass Lowell, 357</b>	<b>8</b>	<b>5-2-1</b>
6.	Michigan, 272	4	4-4-0
7.	Bemidji State, 226	12	7-0-1
8.	Notre Dame, 214	9	5-4-1
9.	Alaska, 174	14	6-1-1
<b>10.</b>	<b>Massachusetts, 155</b>	<b>NR</b>	<b>6-1-0</b>
11.	Yale, 148	7	1-1-1
12.	Nebraska Omaha, 142	10	4-1-3
13.	Colorado College, 140	11	5-2-1
14.	Michigan State, 119	NR	7-2-1
<b>15.</b>	<b>Vermont, 95</b>	<b>15</b>	<b>3-3-1</b>

### USCHO.com/CBS College Sports Div. I Men's Poll Minneapolis, Minn.

Rk.	Team (FPV)	Record	Pts.	LW
1.	Miami (49)	8-1-1	999	1
2.	North Dakota (1)	6-1-1	948	3
3.	Cornell	3-0-0	855	5
4.	Denver	6-3-1	830	2
<b>5.</b>	<b>UMass.-Lowell</b>	<b>5-2-1</b>	<b>778</b>	<b>8</b>
6.	Michigan	4-4-0	653	4
7.	Bemidji State	7-0-1	599	11
8.	Notre Dame	5-4-1	549	9
9.	Alaska	6-1-1	521	13
10.	Colorado College	5-2-1	478	12
11.	Nebraska-Omaha	4-1-3	456	10
12.	Yale	1-1-1	435	6
13.	Michigan State	7-2-1	425	17
<b>14.</b>	<b>Massachusetts</b>	<b>6-1-0</b>	<b>357</b>	<b>19</b>
<b>15.</b>	<b>Vermont</b>	<b>3-3-1</b>	<b>329</b>	<b>15</b>
<b>16.</b>	<b>Boston College</b>	<b>3-2-1</b>	<b>316</b>	<b>16</b>
<b>17.</b>	<b>Boston University</b>	<b>2-5-0</b>	<b>235</b>	<b>7</b>
18.	Minnesota-Duluth	6-3-1	178	20
19.	Princeton	2-2-0	175	14
20.	Quinnipiac	6-1-0	139	NR



**Boston College**  
3-2-1  
(2-2-1 HEA)

**OCTOBER**

4	ST. FRANCIS XAVIER	W, 4-1
9	U.S. UNDER-18 TEAM	W, 6-3
18	at Vermont* (ESPNU)	L, 1-4
23	at Notre Dame	W, 3-2
30	MERRIMACK*	W, 4-3

**NOVEMBER**

1	at Merrimack*	L, 3-5
6	at New Hampshire* (NESN)	T, 4-4 OT
7	NORTHEASTERN*	W, 5-1
14	VERMONT*	7pm
15	VERMONT*	4pm
20	at Maine*	7pm
21	at Maine*	7pm
27	CLARKSON	5pm

**DECEMBER**

4	at Massachusetts*	7pm
5	at Boston University*	7pm
9	at Harvard	7pm
12	at Providence*	7pm

**JANUARY**

1	vs. St. Lawrence &	6:30pm
2	vs. Denver &	9pm
8	vs. Boston U.* (NESN)	7:30pm
	(at Fenway Park)	
12	PROVIDENCE*	7pm
15	MAINE*	7pm
22	BOSTON U.* (NESN)	7:30pm
23	at UMass-Lowell*	7pm
29	PROVIDENCE*	7pm

**FEBRUARY**

1	vs. Harvard (BP)	5pm
5	at Massachusetts* (NESN)	7:30pm
8	vs. BU/Northeastern (BP)	5/8pm
12	at UMass-Lowell*	7pm
13	UMASS-LOWELL*	7pm
19	at Northeastern*	7pm
21	NORTHEASTERN* (ESPNU)	3pm
23	MERRIMACK*	7pm
26	MASSACHUSETTS*	7pm

**MARCH**

5	at New Hampshire* (NESN)	7:30pm
6	NEW HAMPSHIRE*	7pm

(BP) – Beanpot Tournament



**Boston University**  
2-5-0  
(1-4-0 HEA)

**OCTOBER**

3	ST. FRANCIS XAVIER	T, 2-2 OT
10	U.S. UNDER-18 TEAM	W, 3-2
16	at Massachusetts*	L, 2-3
20	NOTRE DAME (ESPNU)	L, 0-3
24	MICHIGAN	W, 3-2
30	at UMass-Lowell*	W, 5-4 OT
31	UMASS-LOWELL*	L, 2-3

**NOVEMBER**

6	at Northeastern*	L, 0-1
8	at Maine*	L, 2-3
13	at Merrimack*	7pm
14	MERRIMACK*	7pm
20	at New Hampshire*	7pm
21	NEW HAMPSHIRE*	7pm
24	at Harvard	7:30pm
28	vs. Cornell (MSG)	8pm

**DECEMBER**

4	VERMONT*	7pm
5	BOSTON COLLEGE*	7pm
11	RENSSELAER	7pm

**JANUARY**

2	MASSACHUSETTS* (ESPNU)	4pm
8	vs. Boston College* (NESN)	7:30pm
	(at Fenway Park)	
15	at Providence* (NESN)	7:30pm
16	MERRIMACK*	7pm
22	at Boston College* (NESN)	7:30pm
23	NEW HAMPSHIRE*	7pm
29	MASSACHUSETTS*	7pm

**FEBRUARY**

1	vs. Northeastern (BP, NESN)	8pm
5	at UMass-Lowell*	7pm
8	vs. BC/Northeastern (BP)	5/8pm
12	MAINE* (NESN)	7:30pm
13	MAINE*	7pm
19	at Providence*	7pm
20	PROVIDENCE*	7pm
26	at Vermont* (NESN)	7:30pm
28	at Vermont* (ESPNU)	3pm

**MARCH**

5	NORTHEASTERN*	7pm
6	at Northeastern*	7pm

(BP) – Beanpot Tournament



**Maine**  
3-5-0  
(2-2-0 HEA)

**OCTOBER**

9	at Union	L, 1-4
10	at Union	L, 3-6
16	MICHIGAN ST. (WABI-TV)	L, 3-5
17	MICHIGAN ST. (WABI-TV)	W, 5-3
23	at Massachusetts*	L, 2-4
24	at New Hampshire*	L, 2-5
30	VERMONT* (WABI-TV)	W, 4-1

**NOVEMBER**

8	BOSTON UNIVERSITY*	W, 3-2
13	at Northeastern*	7pm
14	at Northeastern*	7pm
20	BOSTON COLLEGE*	7pm
21	BOSTON COLLEGE*	7pm
27	at UMass-Lowell*	7pm
28	vs. St. Lawrence (at CCCC)	7pm

**DECEMBER**

4	PROVIDENCE* (WABI-TV)	7pm
5	PROVIDENCE*	7pm
12	NORTHEASTERN*	7pm
29	vs. Princeton#	4pm
30	vs. Colorado Coll./Cornell#	4/7pm

**JANUARY**

2	NEW BRUNSWICK	7pm
9	MERRIMACK* (WABI-TV)	7pm
15	at Boston College*	7pm
16	at Providence*	7pm
23	U.S. UNDER-18 TEAM	7pm
29	at Vermont*	7pm
30	at Vermont*	7pm

**FEBRUARY**

5	NEW HAMPSHIRE*	7pm
6	NEW HAMPSHIRE* (WABI-TV)	7pm
12	at Boston U.* (NESN)	7:30pm
13	at Boston University*	7pm
19	UMASS-LOWELL*	7pm
20	UMASS-LOWELL* (WABI-TV)	7pm
26	at Merrimack*	7pm
27	at Merrimack*	7pm

**MARCH**

5	MASSACHUSETTS*	7pm
6	MASSACHUSETTS* (WABI-TV)	7pm

# - Florida College Classic



**Massachusetts**  
6-1-0  
(3-1-0 HEA)

**OCTOBER**

3	NEW BRUNSWICK (Exh.)	L, 2-3
8	RENSSELAER	W, 5-2
16	BOSTON UNIVERSITY*	W, 3-2
23	MAINE*	W, 4-2
30	at Providence* (COX-TV)	W, 5-3
31	PROVIDENCE*	L, 1-2

**NOVEMBER**

6	NIAGARA	W, 4-1
8	at Niagara	W, 4-2
13	NEW HAMPSHIRE*	7pm
14	NEW HAMPSHIRE*	7pm
19	at Yale	7pm
24	at Vermont*	7pm
28	at Quinniac (NESN)	3pm

**DECEMBER**

4	BOSTON COLLEGE*	7pm
5	at UMass-Lowell*	7pm
12	MERRIMACK*	7pm
29	vs. Union#	4pm
30	vs. Bentley/Connecticut	4/7pm

**JANUARY**

2	at Boston University* (ESPNU)	4pm
9	at New Hampshire*	7pm
10	at Northeastern* (ESPNU)	8pm
15	UMASS-LOWELL*	7pm
16	at UMass-Lowell*	7pm
23	VERMONT*	7pm
24	VERMONT* (ESPNU)	3pm
29	at Boston University*	7pm
30	at Providence* (COX-TV)	7pm

**FEBRUARY**

5	BOSTON COLLEGE* (NESN)	7:30pm
12	NORTHEASTERN*	7pm
13	at Northeastern*	7pm
19	at Merrimack*	7pm
20	MERRIMACK* (NESN)	7:30pm
26	at Boston College*	7pm

**MARCH**

5	at Maine*	7pm
6	at Maine*	7pm



**UMass-Lowell**  
5-2-1  
(3-1-1 HEA)

**OCTOBER**

4	ACADIA	W, 3-0
9	vs. St. Lawrence %	W, 3-0
10	vs. Nebraska-Omaha %	L, 3-4
23	COLGATE	W, 5-3
24	NORTHEASTERN*	W, 3-1
30	BOSTON U.*	L, 4-5 OT
31	at Boston University*	W, 3-2

**NOVEMBER**

6	at Vermont*	T, 3-3 OT
8	NEW HAMPSHIRE* (ESPNU)	W, 6-3
13	at Alabama-Huntsville	8pm
14	at Alabama-Huntsville	8pm
21	MERRIMACK*	7pm
24	at Providence*	7pm
27	MAINE*	7pm

**DECEMBER**

4	at New Hampshire*	7pm
5	MASSACHUSETTS*	7pm
11	PRINCETON	7pm
12	PRINCETON	4pm

**JANUARY**

2	vs. Holy Cross	4pm
3	vs. N'Eastern/Dartmouth	\$4,7pm
8	at New Hampshire*	7pm
9	at Northeastern* (NESN)	7:30pm
15	at Massachusetts*	7pm
16	MASSACHUSETTS*	7pm
22	MERRIMACK*	7pm
23	BOSTON COLLEGE*	7pm
29	at Northeastern*	7pm

**FEBRUARY**

5	BOSTON UNIVERSITY*	7pm
6	at Merrimack*	7pm
12	BOSTON COLLEGE*	7pm
13	at Boston College*	7pm
19	at Maine*	7pm
20	at Maine*	7pm
27	at Providence*	7pm
26	PROVIDENCE*	7pm

**MARCH**

5	VERMONT*	7pm
6	VERMONT*	7pm

% - Ice Breaker Tournament  
\$ - Dartmouth Tournament

**Home games in CAPS**  
\* denotes Hockey East game



**Merrimack**  
5-3-0-0  
(2-1-0 HEA)

**OCTOBER**

9	at North Dakota (FCS)	L, 2-5
10	at North Dakota (FCS)	L, 2-3
16	HOLY CROSS	W, 3-1
17	ARMY	W, 6-3
23	VERMONT*	W, 5-2
25	UCONN	W, 3-1
30	at Boston College	L, 3-4

**NOVEMBER**

1	BOSTON COLLEGE*	W, 5-3
13	BOSTON UNIVERSITY*	7pm
14	at Boston University*	7pm
21	at UMass-Lowell*	7pm
28	NEW HAMPSHIRE*	4pm

**DECEMBER**

4	NORTHEASTERN*	7pm
5	at Northeastern*	7pm
12	at Massachusetts*	7pm

**JANUARY**

2	vs. Wisconsin%	8pm
3	vs. Ferris State/Yale%	5pm
9	at Maine*	7pm
16	at Boston University*	7pm
22	at UMass-Lowell*	7pm
23	PROVIDENCE*	7pm
29	NEW HAMPSHIRE*	7pm
30	at NEW HAMPSHIRE	7pm

**FEBRUARY**

5	MERRIMACK*	7pm
6	UMASS-LOWELL*	7pm
12	at Vermont*	7pm
13	at Vermont*	7pm
19	MASSACHUSETTS*	7pm
23	at Boston College*	7pm
20	at Massachusetts* (NESN)	7:30pm
26	MAINE*	7pm
27	MAINE*	7pm

**MARCH**

5	at Providence*	7pm
6	PROVIDENCE*	7pm

% - Badger Classic



**New Hampshire**  
2-5-2  
(2-1-1 HEA)

**OCTOBER**

3	ACADIA (Exh.)	W, 8-1
10	at Rensselaer	L, 1-3
16	MIAMI	L, 3-6
17	MIAMI	T, 5-5 OT
23	NORTHEASTERN* (NESN)	W, 4-2
24	MAINE*	W, 5-2
30	at Wisconsin	L, 1-4
31	at Wisconsin	L, 1-6

**NOVEMBER**

6	BOSTON COLLEGE* (NESN)	T, 4-4 OT
8	at UMass-Lowell* (ESPNU)	L, 3-6
13	at Massachusetts*	7pm
14	at Massachusetts*	7pm
20	BOSTON UNIVERSITY*	7pm
21	at Boston University*	7pm
28	at Merrimack*	4pm

**DECEMBER**

4	UMASS-LOWELL*	7pm
6	at Vermont* (ESPNU)	3pm
11	at Providence*	7pm

**JANUARY**

3	CORNELL (ESPNU)	3pm
8	UMASS-LOWELL*	7pm
9	MASSACHUSETTS*	7pm
16	vs. Dartmouth (VVA)	7pm
22	at Providence*	7pm
23	at BOSTON UNIVERSITY*	7pm
29	at Merrimack*	7pm
30	MERRIMACK*	7pm

**FEBRUARY**

5	at Maine* (WABI-TV)	7pm
6	at Maine*	7pm
12	PROVIDENCE*	7pm
19	VERMONT* (NESN)	7:30pm
20	VERMONT*	7pm
26	at Northeastern*	7pm
27	NORTHEASTERN*	7:30pm

**MARCH**

5	BOSTON COLLEGE* (NESN)	7:30pm
6	at Boston College*	7pm



**Northeastern**  
3-4-0  
(1-3-0 HEA)

**OCTOBER**

3	ST. THOMAS (Exh.)	W, 7-5
9	at Colorado College	L, 2-4
10	at Colorado College	W, 4-3
16	BENTLEY	W, 3-2
23	at New Hampshire* (NESN)	L, 2-4
24	at UMass-Lowell*	L, 1-3

**NOVEMBER**

6	BOSTON UNIVERSITY*	W, 1-0
7	at Boston College*	L, 1-5
13	MAINE*	7pm
14	MAINE*	7pm
20	PROVIDENCE*	7pm
21	at Providence*	7pm
27	VERMONT*	7pm

**DECEMBER**

4	at Merrimack*	7pm
5	MERRIMACK*	7pm
12	at Maine*	7pm

**JANUARY**

2	vs. Dartmouth\$	7pm
3	vs. Holy Cross/UMIL \$	4/7pm
9	UMASS-LOWELL* (NESN)	7:30pm
10	MASSACHUSETTS* (ESPNU)	8pm
15	at Vermont*	7pm
16	at Vermont*	7pm
19	PROVIDENCE*	7pm
29	UMASS-LOWELL*	7pm

**FEBRUARY**

1	vs. Boston U. (BP, NESN)	8pm
5	at Merrimack*	7pm
8	vs. BC/Harvard (BP)	5/8pm
12	at Massachusetts*	7pm
13	MASSACHUSETTS*	7pm
19	BOSTON COLLEGE*	7pm
21	at Boston College* (ESPNU)	7pm
3pm		
26	NEW HAMPSHIRE*	7pm
27	at New Hampshire*	7pm

**MARCH**

5	at Boston University*	7pm
6	BOSTON UNIVERSITY*	7pm



**Providence**  
5-3-0  
(1-2-0 HEA)

**OCTOBER**

9	NEW BRUNSWICK	L, 3-6
10	HOLY CROSS (COX-TV)	W, 2-1
15	at Notre Dame	W, 3-2
16	at Notre Dame	L, 0-2
23	at Bowling Green	W, 8-2
24	at Massachusetts* (COX-TV)	W, 3-1
30	MASSACHUSETTS* (COX-TV)	L, 3-5
31	at Massachusetts*	W, 2-1

**NOVEMBER**

8	at Vermont*	L, 0-3
17	BROWN (Mayor's Cup)	7pm
20	at Northeastern*	7pm
21	NORTHEASTERN* (COX-TV)	7pm
24	UMASS-LOWELL*	7pm
27	at Dartmouth	7pm

**DECEMBER**

4	at Maine*	7pm
5	at Maine*	7pm
11	NEW HAMPSHIRE* (COX-TV)	7pm
12	BOSTON COLLEGE* (COX-TV)	7pm

**JANUARY**

12	at Boscun College*	7pm
15	BOSTON U. * (NESN)	7:30pm
16	MAINE* (COX-TV)	7pm
19	at Northeastern*	7pm
22	NEW HAMPSHIRE*	7pm
23	at Merrimack*	7pm
29	at Boston College*	7pm
30	MASSACHUSETTS* (COX-TV)	7pm

**FEBRUARY**

5	VERMONT*	7pm
6	VERMONT* (COX-TV)	7pm
12	at New Hampshire*	7pm
19	BOSTON UNIVERSITY*	7pm
20	at Boston University*	7pm
26	at UMass-Lowell*	7pm
27	UMASS-LOWELL*	7pm

**MARCH**

5	MERRIMACK*	7pm
6	at Merrimack*	7pm



**Vermont**  
3-3-1  
(2-2-1 HEA)

**OCTOBER**

4	NEW BRUNSWICK	L, 2-3 OT
9	at Denver	L, 4-5
10	at Denver	W, 6-4
18	BOSTON COLLEGE* (ESPNU)	W, 4-1
23	at Merrimack*	L, 2-5
30	at Maine*	L, 1-4

**NOVEMBER**

6	UMASS-LOWELL*	T, 3-3 OT
8	PROVIDENCE*	W, 3-0
14	at Boston College*	7pm
15	at Boston College*	4pm
24	MASSACHUSETTS*	7pm
27	at Northeastern*	7pm
30	YALE	7pm

**DECEMBER**

4	at Boston University*	7pm
6	NEW HAMPSHIRE* (ESPNU)	3pm
12	ST. LAWRENCE	7pm
19	DARTMOUTH	4pm

**JANUARY**

2	ALABAMA-HUNTSVILLE @	7pm
3	MERCYHURST/JMD @	7pm
15	NORTHEASTERN*	7pm
16	NORTHEASTERN*	7pm
23	at Massachusetts*	7pm
24	at Massachusetts* (ESPNU)	3pm
29	MAINE*	7pm
30	MAINE*	7pm

**FEBRUARY**

5	at Providence*	7pm
6	at Providence*	7pm
12	MERRIMACK*	7pm
13	MERRIMACK*	7pm
19	at New Hampshire* (NESN)	7:30pm
20	at New Hampshire*	7pm
26	BOSTON U. * (NESN)	7:30pm
28	BOSTON U. * (ESPNU)	3pm

**MARCH**

5	at UMass-Lowell*	7pm
6	at UMass-Lowell*	7pm

**Home games in CAPS**  
\* denotes Hockey East games

# National Category Leaders

Points Per Game		GP	G-A-P	P/GM
1	Colin Greening (OTT)	Cornell	SR F 3	2-4-6 2.00
	Broc Little	Yale	JR F 3	4-2-6 2.00
3	James Marcou	Massachusetts	JR F 7	3-10-13 1.86
4	Matt Read	Bemidji State	JR F 8	7-7-14 1.75
	Bill Sweatt (CHI)	Colorado College	SR F 8	5-9-14 1.75
6	Brian Gibbons	Boston College	JR F 6	3-7-10 1.67
	Blake Gallagher	Cornell	SR F 3	3-2-5 1.67
	Riley Nash (EDM)	Cornell	JR F 3	0-5-5 1.67
	Chris Huxley	Harvard	JR D 3	1-4-5 1.67
	Alex Killorn (TBL)	Harvard	SO F 3	3-2-5 1.67
	Louis Leblanc	Harvard	FR F 3	2-3-5 1.67
	Stephane Da Costa	Merrimack	FR F 6	6-4-10 1.67
13	Gustav Nyquist (DET)	Maine	SO F 8	5-8-13 1.62
14	Casey Wellman	Massachusetts	SO F 7	4-7-11 1.57
	Brandon Wong	Quinnipiac	SR F 7	4-7-11 1.57
16	Nick Schaus	UMass Lowell	SR D 6	4-5-9 1.50
	Corey Tropp (BUF)	Michigan State	JR F 10	8-7-15 1.50
	Jack Connolly	Minnesota Duluth	SO F 10	6-9-15 1.50
	Mark Oliver (COA)	Northern Michigan	JR F 8	6-6-12 1.50
20	Justin Fontaine	Minnesota Duluth	JR F 9	7-6-13 1.44
21	Eric Lampe	Quinnipiac	SR F 7	6-4-10 1.43
	Dave Jarman	Sacred Heart	SR F 7	4-6-10 1.43
23	Chase Polacek	Rensselaer	JR F 10	7-7-14 1.40
24	Jordan Cyr	Holy Cross	JR F 8	5-6-11 1.38
25	7 Players Tied With			1.33

Goals Against Average		Minutes	GA	GAA
1	Mike Johnson	Notre Dame	FR 239:05	5 1.25
2	Marc Cheverie (FLA)	Denver	JR 282:26	6 1.27
3	Scott Greenham	Alaska	SO 488:34	11 1.35
4	Dan Bakala	Bemidji State	SO 428:31	10 1.40
5	Cody Reichard	Miami	SO 456:14	12 1.58
6	Pat Nagle	Ferris State	JR 303:25	8 1.58
7	Scott Gudmandson	Wisconsin	JR 183:44	5 1.63
8	Ben Meisner	American International	FR 178:12	5 1.68
9	Brad Eidsness (BUF)	North Dakota	SO 423:48	12 1.70
10	John Faulkner	Nebraska-Omaha	SO 313:02	9 1.73
11	Taylor Nelson	Ferris State	SO 299:40	9 1.80
12	Drew Palmisano	Michigan State	SO 426:47	14 1.97
13	Dan Dunn (WSH)	St. Cloud State	JR 181:52	6 1.98
14	Ben Scrivens	Cornell	SR 181:21	6 1.99
15	Reid Ellingson	Northern Michigan	SO 269:35	9 2.00
16	Eric Hartzell	Quinnipiac	FR 149:27	5 2.01
17	Brett Bennett (PHO)	Wisconsin	JR 298:21	10 2.01
18	Riley Gill	Western Michigan	SR 357:37	12 2.01
19	Cameron Talbot	Alabama-Huntsville	JR 483:06	17 2.11
20	Alex Beaudry	Providence	SO 418:19	15 2.15
21	Mike Lee (PHO)	St. Cloud State	FR 306:42	11 2.15
22	Cal Heeter	Ohio State	SO 303:50	11 2.17
23	Paul Dainton	Massachusetts	JR 358:17	13 2.18
24	Brad Phillips (PHI)	Notre Dame	JR 303:06	11 2.18
25	Mike Clemente	Brown	SO 185:00	7 2.27

Points Per Game (Defensemen)		GP	G-A-P	P/GM
1	Chris Huxley	Harvard	JR D 3	1-4-5 1.67
2	Nick Schaus	UMass Lowell	SR D 6	4-5-9 1.50
3	Carl Sneepe (PIT)	Boston College	SR D 6	3-5-8 1.33
	Mike Devin	Cornell	JR D 3	1-3-4 1.33
5	Matthew Irwin	Massachusetts	SO D 7	5-4-9 1.29
	Brendan Smith (DET)	Wisconsin	JR D 7	2-7-9 1.29
7	Brad Hunt	Bemidji State	SO D 8	1-9-10 1.25
	Blake Kessel (NYI)	New Hampshire	SO D 8	3-7-10 1.25
	Chay Genoway	North Dakota	SR D 8	4-6-10 1.25
10	Dan Ringwald	RIT	SR D 9	5-6-11 1.22
11	Paul Ferraro	Sacred Heart	SR D 7	1-7-8 1.14
12	Pat Bowen	Merrimack	SR D 8	1-8-9 1.12
13	Gabe Guentzel	Colorado College	SO D 8	1-7-8 1.00
	Brendon Nash	Cornell	SR D 3	1-2-3 1.00
	Sean Whitney	Cornell	SO D 3	0-3-3 1.00
	Justin Braun (SJS)	Massachusetts	SR D 7	1-6-7 1.00
	Jeff Petry (EDM)	Michigan State	JR D 10	1-9-10 1.00
	Erik Gustafsson	Northern Michigan	JR D 6	2-4-6 1.00
19	Patrick Wiercioch (OTT)	Denver	SO D 10	2-7-9 0.90
	Kyle Lawson (CAR)	Notre Dame	SR D 10	3-6-9 0.90

Save Percentage		Saves	GA	Save %
1	Marc Cheverie (FLA)	Denver	JR 139 6	.959
2	Mike Johnson	Notre Dame	FR 112 5	.957
3	Ben Meisner	American International	FR 91 5	.948
4	Dan Bakala	Bemidji State	SO 176 10	.946
5	Scott Greenham	Alaska	SO 169 11	.939
6	Cameron Talbot	Alabama-Huntsville	JR 259 17	.938
7	Scott Gudmandson	Wisconsin	JR 76 5	.938
8	Pat Nagle	Ferris State	JR 120 8	.938
9	Paul Dainton	Massachusetts	JR 185 13	.934
10	Cody Reichard	Miami	SO 170 12	.934
11	Alex Kangas (ATL)	Minnesota	JR 196 14	.933
12	Riley Gill	Western Michigan	SR 166 12	.933
13	Alex Beaudry	Providence	SO 206 15	.932
14	Taylor Nelson	Ferris State	SO 122 9	.931
15	Drew Palmisano	Michigan State	SO 189 14	.931
16	Reid Ellingson	Northern Michigan	SO 121 9	.931
17	Dan Clarke	Quinnipiac	SO 119 9	.930
18	Dustin Carlson	Ohio State	JR 153 12	.927
19	John Faulkner	Nebraska-Omaha	SO 114 9	.927
20	Joe Howe	Colorado College	FR 210 17	.925

Points Per Game (Freshmen)		GP	G-A-P	P/GM
1	Louis Leblanc	Harvard	F 3	2-3-5 1.67
	Stephane Da Costa	Merrimack	F 6	6-4-10 1.67
3	Andrew Miller	Yale	F 3	1-3-4 1.33
4	Rylan Schwartz	Colorado College	F 8	3-7-10 1.25
5	Kyle Flanagan	St. Lawrence	F 9	4-7-11 1.22
6	Derek Grant	Michigan State	F 10	5-7-12 1.20
7	Adam Pleskach	American International	F 7	6-2-8 1.14
8	Jordan George	Bemidji State	F 8	4-5-9 1.12
9	Kyle De Laurell	Air Force	F 9	2-7-9 1.00
	Andy Taranto	Alaska	F 8	3-5-8 1.00
	Dan Koudys	Bentley	F 7	3-4-7 1.00
	Marshall Everson	Harvard	F 3	2-1-3 1.00
	Brandon Pirri (CHI)	Rensselaer	F 10	6-4-10 1.00
	Trevor Elias	Western Michigan	F 8	3-5-8 1.00
	Craig Smith (NSH)	Wisconsin	F 6	0-6-6 1.00
16	Jerry D'Amigo (TOR)	Rensselaer	F 10	3-6-9 0.90
17	Wayne Simpson	Union	F 9	3-5-8 0.89
18	Adam Shemansky	Maine	F 8	5-2-7 0.88
	Chris Brown (PHO)	Michigan	F 8	5-2-7 0.88
	Danny Kristo (MON)	North Dakota	F 8	1-6-7 0.88

Winning Percentage		W-L-T	Win %
1	Marc Cheverie (FLA)	Denver	JR 4-0-0 1.000
	Ben Scrivens	Cornell	SR 3-0-0 1.000
	Dan Clarke	Quinnipiac	SO 3-0-0 1.000
4	Cody Reichard	Miami	SO 7-0-1 .938
5	Dan Bakala	Bemidji State	SO 6-0-1 .929
6	Paul Dainton	Massachusetts	JR 5-1-0 .833
	Nevin Hamilton	UMass Lowell	SR 2-0-1 .833
8	Scott Greenham	Alaska	SO 6-1-1 .812
9	Taylor Nelson	Ferris State	SO 4-1-0 .800
10	Joe Howe	Colorado College	FR 5-1-1 .786
	Drew Palmisano	Michigan State	SO 5-1-1 .786
	Brad Eidsness (BUF)	North Dakota	SO 5-1-1 .786
13	Scott Darling (PHO)	Maine	SO 3-1-0 .750
	Andrew Braithwaite	Merrimack	SR 3-1-0 .750
	Mike Johnson	Notre Dame	FR 3-1-0 .750
	Robby Moss	St. Lawrence	SO 3-1-0 .750
	Jeremie Dupont	Nebraska-Omaha	SR 1-0-1 .750
18	Charles Long	Colgate	SR 3-1-1 .700
	Cal Heeter	Ohio State	SO 3-1-1 .700
20	Allen York (CBJ)	Rensselaer	SO 5-2-1 .688

## National Category Leaders

Goals Per Game		GP	G	G/GM
1	Broc Little	Yale	JR F 3 4	1.33
2	Stephane Da Costa	Merrimack	FR F 6 6	1.00
	Blake Gallagher	Cornell	SR F 3 3	1.00
	Joe Devin	Cornell	JR F 3 3	1.00
	Alex Killorn (TBL)	Harvard	SO F 3 3	1.00
	Sean Backman	Yale	SR F 3 3	1.00
7	Matt Read	Bemidji State	JR F 8 7	0.88
	Chris Barton	Merrimack	JR F 8 7	0.88
9	Adam Pleskach	American International	FR F 7 6	0.86
	Eric Lampe	Quinnipiac	SR F 7 6	0.86
	Nick Johnson	Sacred Heart	SR F 7 6	0.86
12	Ben Smith	Boston College	SR F 6 5	0.83
13	Corey Tropp (BUF)	Michigan State	JR F 10 8	0.80
14	Justin Fontaine	Minnesota Duluth	JR F 9 7	0.78
15	Mark Olver (COA)	Northern Michigan	JR F 8 6	0.75
16	Matthew Irwin	Massachusetts	SO D 7 5	0.71
	Blake Geoffrion (NSH)	Wisconsin	SR F 7 5	0.71
18	Rhett Rakhshani (NYI)	Denver	SR F 10 7	0.70
	Chad Nehring	Lake Superior	JR F 10 7	0.70
	Steve Cameron	Mercyhurst	JR F 10 7	0.70
	Chase Polacek	Rensselaer	JR F 10 7	0.70
22	Matt Beca	Clarkson	SR F 9 6	0.67
	Austin Smith (DAL)	Colgate	SO F 9 6	0.67
	Bobby Butler	New Hampshire	SR F 9 6	0.67
	Nick Schaus	UMass Lowell	SR D 6 4	0.67
	Colin Greening (OTT)	Cornell	SR F 3 2	0.67
	Patrick Kennedy	Cornell	JR F 3 2	0.67
	Marshall Everson	Harvard	FR F 3 2	0.67
	Louis Leblanc	Harvard	FR F 3 2	0.67

Assists Per Game		GP	A	A/GM
1	Riley Nash (EDM)	Cornell	JR F 3 5	1.67
2	James Marcou	Massachusetts	JR F 7 10	1.43
3	Colin Greening (OTT)	Cornell	SR F 3 4	1.33
	Chris Huxley	Harvard	JR D 3 4	1.33
	Denny Kearney	Yale	JR F 3 4	1.33
6	Brian Gibbons	Boston College	JR F 6 7	1.17
7	Brad Hunt	Bemidji State	SO D 8 9	1.12
	Bill Sweatt (CHI)	Colorado College	SR F 8 9	1.12
9	Louke Oakley	Clarkson	SO F 9 10	1.11
10	Rob Bordson	Minnesota Duluth	JR F 10 10	1.00
	David McIntyre (NJD)	Colgate	SR F 9 9	1.00
	Andrew Favot	RIT	JR F 9 9	1.00
	Gustav Nyquist (DET)	Maine	SO F 8 8	1.00
	Pat Bowen	Merrimack	SR D 8 8	1.00
	Casey Wellman	Massachusetts	SO F 7 7	1.00
	Brandon Wong	Quinnipiac	SR F 7 7	1.00
	Paul Ferraro	Sacred Heart	SR D 7 7	1.00
	Brendan Smith (DET)	Wisconsin	JR D 7 7	1.00
	Craig Smith (NSH)	Wisconsin	FR F 6 6	1.00
	Mike Devin	Cornell	JR D 3 3	1.00
	Sean Whitney	Cornell	SO D 3 3	1.00
	Michael Biega	Harvard	JR F 3 3	1.00
	Louis Leblanc	Harvard	FR F 3 3	1.00
	Andrew Miller	Yale	FR F 3 3	1.00
25	Andy Miele	Miami	JR F 10 9	0.90
	Jeff Petry (EDM)	Michigan State	JR D 10 9	0.90
	Jack Connolly	Minnesota Duluth	SO F 10 9	0.90

Power Play Goals		GP	PPG/G	PPG
1	Justin Fontaine	Minnesota Duluth	JR F 9	0.67 6
2	Chad Nehring	Lake Superior	JR F 10	0.50 5
	Corey Tropp (BUF)	Michigan State	JR F 10	0.50 5
4	Matthew Irwin	Massachusetts	SO D 7	0.57 4
	Adam Shemansky	Maine	FR F 8	0.50 4
	Chay Genoway	North Dakota	SR D 8	0.50 4
	Mark Olver (COA)	Northern Michigan	JR F 8	0.50 4
	Derek Grant	Michigan State	FR F 10	0.40 4
9	20 Players Tied With			3

Game-Winning Goals		GP	GWG
1	Matt Read	Bemidji State	JR F 8 3
	Jay Silvia	Holy Cross	SO F 8 3
	Jarod Palmer	Miami	SR F 10 3
4	26 Players Tied With		2

Shorthanded Goals		GP	SHG/G	SHG
1	Mike Atkinson	Quinnipiac	SR F 7	0.29 2
	Tony Lucia (SJS)	Minnesota	SR F 8	0.25 2
	Mike Hull	Army	SO F 9	0.22 2
4	44 Players Tied With			1



# National Team Leaders

## TEAM SCORING

## TEAM DEFENSE



SCORING OFFENSE	GP	Goals	G/GM
1 Cornell	3	14	4.67
2 Quinnipiac	7	29	4.14
3 Colorado College	8	32	4.00
Harvard	3	12	4.00
5 Massachusetts	7	27	3.86
Sacred Heart	7	27	3.86
7 Bemidji State	8	30	3.75
UMass Lowell	8	30	3.75
Merrimack	8	30	3.75
10 RIT	9	33	3.67
11 North Dakota	8	29	3.62
12 Union	9	32	3.56
13 Michigan State	10	35	3.50
14 Miami	10	34	3.40
15 Wisconsin	8	27	3.38
16 Boston College	6	20	3.33
Yale	3	10	3.33
18 Ferris State	10	33	3.30
19 Vermont	7	23	3.29
20 St. Lawrence	9	29	3.22
21 Minnesota Duluth	10	32	3.20
22 Colgate	9	28	3.11
23 Denver	10	31	3.10
24 Maine	8	24	3.00
Mercyhurst	10	30	3.00
Michigan	8	24	3.00
Nebraska-Omaha	8	24	3.00
New Hampshire	9	27	3.00
29 Alaska	8	23	2.88
30 Lake Superior	10	28	2.80
31 Western Michigan	8	22	2.75
32 Air Force	10	27	2.70
33 Minnesota State	8	21	2.62
Providence	8	21	2.62
Robert Morris	8	21	2.62
36 Rensselaer	10	26	2.60
37 Clarkson	9	23	2.56
38 Alaska Anchorage	10	25	2.50
Holy Cross	8	20	2.50
40 Bentley	7	17	2.43
41 Canisius	10	24	2.40
42 Michigan Tech	8	19	2.38
Minnesota	8	19	2.38
Niagara	8	19	2.38
St. Cloud State	8	19	2.38
46 Army	9	21	2.33
47 Notre Dame	10	23	2.30
48 American International	7	16	2.29
49 Northern Michigan	8	18	2.25
Princeton	4	9	2.25
51 Ohio State	10	21	2.10
52 Alabama-Huntsville	8	16	2.00
Boston University	7	14	2.00
Dartmouth	3	6	2.00
Northeastern	7	14	2.00
56 Connecticut	8	15	1.88
57 Bowling Green	8	13	1.62
58 Brown	3	4	1.33



SCORING DEFENSE	GP	Goals	G/GM
1 Bemidji State	8	10	1.25
2 Alaska	8	11	1.38
3 North Dakota	8	12	1.50
4 Ferris State	10	18	1.80
Notre Dame	10	18	1.80
6 Cornell	3	6	2.00
Miami	10	20	2.00
Wisconsin	8	16	2.00
9 Alabama-Huntsville	8	17	2.12
Providence	8	17	2.12
Western Michigan	8	17	2.12
12 Massachusetts	7	15	2.14
13 St. Cloud State	8	18	2.25
14 Michigan State	10	23	2.30
Rensselaer	10	23	2.30
16 Brown	3	7	2.33
17 Nebraska-Omaha	8	19	2.38
18 Quinnipiac	7	17	2.43
19 Michigan	8	20	2.50
Ohio State	10	25	2.50
21 RIT	9	23	2.56
22 Colorado College	8	21	2.62
UMass Lowell	8	21	2.62
Minnesota	8	21	2.62
25 Boston University	7	19	2.71
26 Merrimack	8	22	2.75
Princeton	4	11	2.75
28 Holy Cross	8	23	2.88
29 St. Lawrence	9	26	2.89
30 Minnesota Duluth	10	29	2.90
31 Denver	10	30	3.00
Northeastern	7	21	3.00
33 Air Force	10	31	3.10
Canisius	10	31	3.10
Lake Superior	10	31	3.10
36 Colgate	9	28	3.11
Union	9	28	3.11
38 Northern Michigan	8	25	3.12
39 Vermont	7	22	3.14
40 Boston College	6	19	3.17
41 American International	7	23	3.29
Bentley	7	23	3.29
43 Yale	3	10	3.33
44 Minnesota State	8	27	3.38
45 Alaska Anchorage	10	35	3.50
46 Clarkson	9	33	3.67
47 Michigan Tech	8	30	3.75
Niagara	8	30	3.75
49 Connecticut	8	31	3.88
Maine	8	31	3.88
51 Mercyhurst	10	39	3.90
52 Bowling Green	8	32	4.00
53 Army	9	37	4.11
54 Sacred Heart	7	29	4.14
55 New Hampshire	9	38	4.22
56 Robert Morris	8	34	4.25
57 Dartmouth	3	13	4.33
58 Harvard	3	14	4.67



# National Team Leaders

## POWER PLAY

## PENALTY KILL

POWER PLAY				PENALTY KILL			
	Totals	SHA	PP%		Totals	SHF	PK%
1 Cornell	8/18	0	44.4	1 Princeton	20/21	0	95.2
2 Colorado College	16/47	0	34.0	2 North Dakota	37/40	1	92.5
3 Harvard	4/12	0	33.3	3 Wisconsin	35/38	0	92.1
4 Massachusetts	12/40	0	30.0	4 Bemidji State	36/40	2	90.0
5 UMass Lowell	13/46	1	28.3	Western Michigan	36/40	0	90.0
6 Air Force	13/48	2	27.1	6 Michigan	44/49	0	89.8
7 Maine	14/53	2	26.4	7 Merrimack	43/48	0	89.6
8 North Dakota	13/51	1	25.5	8 Air Force	41/46	1	89.1
9 Michigan State	15/59	1	25.4	Notre Dame	41/46	1	89.1
10 Merrimack	10/40	1	25.0	10 Cornell	16/18	0	88.9
Princeton	5/20	2	25.0	11 Quinnipiac	38/43	3	88.4
12 Lake Superior	10/43	2	23.3	12 Ferris State	52/59	2	88.1
13 Boston College	9/39	0	23.1	13 Lake Superior	37/42	0	88.1
14 Minnesota Duluth	16/71	2	22.5	14 Boston University	36/41	1	87.8
15 Northern Michigan	8/36	1	22.2	15 Colgate	43/49	1	87.8
16 RIT	10/46	4	21.7	16 Colorado College	41/47	2	87.2
17 Sacred Heart	8/37	1	21.6	17 Boston College	27/31	0	87.1
18 Ferris State	12/56	1	21.4	18 Alaska	26/30	0	86.7
19 Notre Dame	12/57	0	21.1	19 RIT	32/37	1	86.5
20 Nebraska-Omaha	9/43	1	20.9	20 Denver	44/51	1	86.3
21 American Int'l	5/24	1	20.8	21 Miami	49/57	0	86.0
22 Alaska	8/39	0	20.5	22 UMass Lowell	30/35	0	85.7
23 Quinnipiac	7/35	1	20.0	23 St. Cloud State	27/32	2	84.4
24 Miami	11/58	0	19.0	24 Alab.-Huntsville	34/41	0	82.9
25 Western Michigan	7/37	2	18.9	Minnesota	34/41	3	82.9
26 St. Cloud State	9/49	1	18.4	Providence	34/41	0	82.9
27 Union	6/33	2	18.2	27 American Int'l	29/35	1	82.9
28 Denver	10/57	1	17.5	28 Alaska Anchorage	51/62	2	82.3
29 Rensselaer	9/52	0	17.3	29 Army	39/48	3	81.2
St. Lawrence	9/52	0	17.3	30 Rensselaer	46/57	0	80.7
31 Clarkson	9/55	2	16.4	31 Holy Cross	29/36	1	80.6
32 Northeastern	8/49	0	16.3	32 Nebraska-Omaha	33/41	0	80.5
33 New Hampshire	7/43	0	16.3	Robert Morris	33/41	1	80.5
34 Bentley	6/38	0	15.8	34 Michigan State	53/66	2	80.3
35 Boston University	7/45	0	15.6	35 Massachusetts	20/25	0	80.0
36 Michigan	7/46	0	15.2	Northern Michigan	36/45	0	80.0
37 Bemidji State	6/40	0	15.0	37 St. Lawrence	43/54	1	79.6
Connecticut	6/40	0	15.0	38 Vermont	34/43	0	79.1
39 Army	7/47	0	14.9	39 Minnesota State	45/57	0	78.9
40 Robert Morris	6/41	2	14.6	40 Yale	11/14	1	78.6
41 Holy Cross	5/35	1	14.3	41 Minnesota Duluth	51/65	2	78.5
Minnesota State	7/49	1	14.3	42 Clarkson	43/55	1	78.2
43 Canisius	7/50	0	14.0	43 Bowling Green	39/50	0	78.0
44 Wisconsin	6/43	1	14.0	44 Brown	14/18	2	77.8
45 Michigan Tech	6/44	2	13.6	Niagara	28/36	2	77.8
46 Providence	4/30	0	13.3	Sacred Heart	28/36	1	77.8
Yale	2/15	0	13.3	47 Ohio State	38/49	2	77.6
48 Alaska Anchorage	7/57	3	12.3	48 Canisius	34/44	0	77.3
49 Ohio State	6/52	1	11.5	49 Maine	33/43	2	76.7
50 Dartmouth	2/18	0	11.1	50 Connecticut	39/51	0	76.5
51 Vermont	3/29	1	10.3	51 Northeastern	30/40	0	75.0
52 Mercyhurst	6/60	1	10.0	52 Bentley	28/38	0	73.7
53 Colgate	5/51	2	9.8	53 Mercyhurst	42/58	1	72.4
54 Brown	1/12	0	8.3	54 New Hampshire	34/47	1	72.3
55 Bowling Green	4/50	1	8.0	55 Harvard	10/14	0	71.4
56 Minnesota	2/35	1	5.7	56 Union	30/43	1	69.8
57 Alab.-Huntsville	2/44	1	4.5	57 Michigan Tech	37/55	2	67.3
58 Niagara	1/30	0	3.3	58 Dartmouth	10/17	0	58.8





# Hockey East Overall Scoring Leaders

## Goal Scoring

				GP	G	GPG	
1	Chris Barton	MC	JR	F	8	7	0.88
2	Stephane Da Costa	MC	FR	F	6	6	1.00
	Bobby Butler	UNH	SR	F	9	6	0.67
4	Ben Smith	BC	SR	F	6	5	0.83
	Matthew Irwin	UM	SO	D	7	5	0.71
	Gustav Nyquist	ME	SO	F	8	5	0.62
	Adam Shemansky	ME	FR	F	8	5	0.62
	Matt Bergland	PC	SO	F	8	5	0.62
9	Nick Schaus	UML	SR	D	6	4	0.67
	Alex Chiasson	BU	FR	F	7	4	0.57
	Casey Wellman	UM	SO	F	7	4	0.57
	Brayden Irwin	UVM	SR	F	7	4	0.57
	Kory Falite	UML	SR	F	8	4	0.50
	Paul Worthington	UML	SR	F	8	4	0.50
15	Justin Milo	UVM	JR	F	2	3	1.50
	Michael Scheu	UML	SO	F	5	3	0.60
	Carl Sneepe	BC	SR	D	6	3	0.50
	Brian Gibbons	BC	JR	F	6	3	0.50
	Wahsontio Stacey	UVM	JR	F	6	3	0.50
	James Marcou	UM	JR	F	7	3	0.43
	Wade MacLeod	NU	JR	F	7	3	0.43
	Ben Holmstrom	UML	SR	F	8	3	0.38
	Scott Campbell	UML	JR	F	8	3	0.38
	Blake Kessel	UNH	SO	D	8	3	0.38
	Aaron Jamnick	PC	FR	F	8	3	0.38
	Mike Sislo	UNH	JR	F	9	3	0.33
	Mike Borisenok	UNH	SO	F	9	3	0.33
	Stevie Moses	UNH	SO	F	9	3	0.33

## Assist Scoring

				GP	A	APG	
1	James Marcou	UM	JR	F	7	10	1.43
2	Gustav Nyquist	ME	SO	F	8	8	1.00
	Pat Bowen	MC	SR	D	8	8	1.00
4	Brian Gibbons	BC	JR	F	6	7	1.17
	Casey Wellman	UM	SO	F	7	7	1.00
	Joe Cucci	MC	JR	F	8	7	0.88
	Blake Kessel	UNH	SO	D	8	7	0.88
8	Justin Braun	UM	SR	D	7	6	0.86
	David Vallorani	UML	SO	F	8	6	0.75
	Peter LeBlanc	UNH	SR	F	9	6	0.67
11	Carl Sneepe	BC	SR	D	6	5	0.83
	Nick Schaus	UML	SR	D	6	5	0.83
	Kevin Shattenkirk	BU	JR	D	7	5	0.71
	Will Ortiz	UM	SR	F	7	5	0.71
	Brayden Irwin	UVM	SR	F	7	5	0.71
	Robby Dee	ME	JR	F	8	5	0.62
	Spencer Abbott	ME	SO	F	8	5	0.62
	Will O'Neill	ME	SO	D	8	5	0.62
	Jeremy Dehner	UML	SR	D	8	5	0.62
	Ben Holmstrom	UML	SR	F	8	5	0.62
	Maurly Edwards	UML	JR	D	8	5	0.62
	Jordan Kremyr	PC	JR	F	8	5	0.62
	Bobby Butler	UNH	SR	F	9	5	0.56

## Power Play Goals

				GP	G	GPG	
1	Matthew Irwin	UM	SO	D	7	4	0.57
	Adam Shemansky	ME	FR	F	8	4	0.50
3	Ben Smith	BC	SR	F	6	3	0.50
	Nick Schaus	UML	SR	D	6	3	0.50
	Stephane Da Costa	MC	FR	F	6	3	0.50
	Casey Wellman	UM	SO	F	7	3	0.43
	Gustav Nyquist	ME	SO	F	8	3	0.38
8	Tanner House	ME	JR	F	4	2	0.50
	Carl Sneepe	BC	SR	D	6	2	0.33
	Garrett Vermeersch	NU	FR	F	6	2	0.33
	Colby Cohen	BU	JR	D	7	2	0.29
	Alex Chiasson	BU	FR	F	7	2	0.29
	Wade MacLeod	NU	JR	F	7	2	0.29
	Jeff Dimmen	ME	JR	D	8	2	0.25
	Ben Holmstrom	UML	SR	F	8	2	0.25
	Paul Worthington	UML	SR	F	8	2	0.25
	Maurly Edwards	UML	JR	D	8	2	0.25
	Chris Barton	MC	JR	F	8	2	0.25
	Aaron Jamnick	PC	FR	F	8	2	0.25
	Bobby Butler	UNH	SR	F	9	2	0.22
	Mike Sislo	UNH	JR	F	9	2	0.22
	Mike Borisenok	UNH	SO	F	9	2	0.22

## Power Play Points

				GP	G-A-P	PPG	
1	Casey Wellman	UM	SO	F	7	3-5-8	1.14
	James Marcou	UM	JR	F	7	1-7-8	1.14
	Gustav Nyquist	ME	SO	F	8	3-5-8	1.00
4	Brian Gibbons	BC	JR	F	6	1-6-7	1.17
	Matthew Irwin	UM	SO	D	7	4-3-7	1.00
	Justin Braun	UM	SR	D	7	1-5-6	0.86
7	Carl Sneepe	BC	SR	D	6	2-3-5	0.83
	Kevin Shattenkirk	BU	JR	D	7	1-4-5	0.71
	Adam Shemansky	ME	FR	F	8	4-1-5	0.62
	Jeff Dimmen	ME	JR	D	8	2-3-5	0.62
	Ben Holmstrom	UML	SR	F	8	2-3-5	0.62
	Will O'Neill	ME	SO	D	8	1-4-5	0.62
	Pat Bowen	MC	SR	D	8	1-4-5	0.62

## Shorthanded Goals

				GP	G	GPG	
1	David Warsofsky	BU	SO	D	6	1	0.17
	Kevin Swallow	ME	SR	F	6	1	0.17
	David de Kastrozza	ME	SR	F	7	1	0.14
	Peter LeBlanc	UNH	SR	F	9	1	0.11

## Game-Winning Goals

				GP	G	GPG	
1	Ben Smith	BC	SR	F	6	2	0.33
	Matt Bergland	PC	SO	F	8	2	0.25
3	Rocco Carzo	UM	FR	F	5	1	0.20
	Brandon Brodhag	MC	FR	F	5	1	0.20
	Jonathan Higgins	UVM	SR	F	5	1	0.20
	Chris McCarthy	UVM	FR	F	5	1	0.20
	Joe Whitney	BC	JR	F	6	1	0.17
	Colin Wright	UML	FR	D	6	1	0.17
	Francois Ouimet	MC	JR	F	6	1	0.17
	Chris Donovan	NU	SR	F	6	1	0.17
	Colby Cohen	BU	JR	D	7	1	0.14
	Joe Pereira	BU	JR	F	7	1	0.14
	Will Ortiz	UM	SR	F	7	1	0.14
	Brian Keane	UM	JR	F	7	1	0.14
	Casey Wellman	UM	SO	F	7	1	0.14
	Michael Marcou	UM	SO	D	7	1	0.14
	Daniel Hobbs	UM	SO	F	7	1	0.14
	Steve Silva	NU	JR	F	7	1	0.14
	Wade MacLeod	NU	JR	F	7	1	0.14
	Colin Vock	UVM	SR	F	7	1	0.14
	Spencer Abbott	ME	SO	F	8	1	0.12
	Gustav Nyquist	ME	SO	F	8	1	0.12
	Adam Shemansky	ME	FR	F	8	1	0.12

# Hockey East Overall Goaltending Leaders

## Goals Against Average

			GP	Minutes	GA	GAA	Record	SO	Saves	Save %	NHL	
1	Alex Beaudry	PC	SO	7	418:19	15	2.15	4-3-0	0	206	.932	
2	Paul Dainton	UM	JR	6	358:17	13	2.18	5-1-0	0	185	.934	
3	Andrew Braithwaite	MC	SR	4	238:34	10	2.52	3-1-0	0	106	.914	
4	Carter Hutton	UML	SR	5	301:54	13	2.58	3-2-0	1	123	.904	
5	Nevin Hamilton	UML	SR	3	185:00	8	2.59	2-0-1	0	85	.914	
6	Kieran Millan	BU	SO	7	414:12	19	2.75	2-5-0	0	153	.890	COA
7	Chris Rawlings	NU	FR	7	417:58	20	2.87	3-4-0	1	226	.919	
8	Joe Cannata	MC	SO	4	238:37	12	3.02	2-2-0	0	118	.908	
9	Scott Darling	ME	SO	6	277:38	14	3.03	3-1-0	0	120	.896	PHO
10	John Muse	BC	JR	5	303:39	16	3.16	2-2-1	0	102	.864	
11	Rob Madore	UVM	SO	6	362:29	21	3.48	2-3-1	0	173	.892	
12	Brian Foster	UNH	SR	9	515:35	36	4.19	2-5-2	0	242	.871	FLA

## Save Percentage

			GP	Minutes	GA	GAA	Record	SO	Saves	Save %	NHL	
1	Paul Dainton	UM	JR	6	358:17	13	2.18	5-1-0	0	185	.934	
2	Alex Beaudry	PC	SO	7	418:19	15	2.15	4-3-0	0	206	.932	
3	Chris Rawlings	NU	FR	7	417:58	20	2.87	3-4-0	1	226	.919	
4	Nevin Hamilton	UML	SR	3	185:00	8	2.59	2-0-1	0	85	.914	
5	Andrew Braithwaite	MC	SR	4	238:34	10	2.52	3-1-0	0	106	.914	
6	Joe Cannata	MC	SO	4	238:37	12	3.02	2-2-0	0	118	.908	
7	Carter Hutton	UML	SR	5	301:54	13	2.58	3-2-0	1	123	.904	
8	Scott Darling	ME	SO	6	277:38	14	3.03	3-1-0	0	120	.896	PHO
9	Rob Madore	UVM	SO	6	362:29	21	3.48	2-3-1	0	173	.892	
10	Kieran Millan	BU	SO	7	414:12	19	2.75	2-5-0	0	153	.890	COA
11	Brian Foster	UNH	SR	9	515:35	36	4.19	2-5-2	0	242	.871	FLA
12	John Muse	BC	JR	5	303:39	16	3.16	2-2-1	0	102	.864	

## Saves

			GP	SVS/G	Saves	
1	Brian Foster	UNH	SR	9	26.9	242
2	Chris Rawlings	NU	FR	7	32.3	226
3	Alex Beaudry	PC	SO	7	29.4	206
4	Paul Dainton	UM	JR	6	30.8	185
5	Rob Madore	UVM	SO	6	28.8	173
6	Kieran Millan	BU	SO	7	21.9	153
7	Carter Hutton	UML	SR	5	24.6	123
8	Scott Darling	ME	SO	6	20.0	120
9	Joe Cannata	MC	SO	4	29.5	118
10	Andrew Braithwaite	MC	SR	4	26.5	106
11	John Muse	BC	JR	5	20.4	102
12	Nevin Hamilton	UML	SR	3	28.3	85
13	Dave Wilson	ME	SR	2	20.0	40
14	Shawn Sirman	ME	FR	2	17.5	35
15	Justin Gates	PC	SO	1	33.0	33
	Mike Spillane	UVM	SR	1	33.0	33
17	Dan Meyers	UM	SR	1	25.0	25
18	Matt DiGirolamo	UNH	SO	2	8.0	16
19	Parker Milner	BC	FR	1	15.0	15

## Shutouts

			GP	Shutouts	
1	Mike Spillane	UVM	SR	1	1
	Carter Hutton	UML	SR	5	1
	Chris Rawlings	NU	FR	7	1

# Hockey East Overall Team Stats



## TEAM OFFENSE

Team	Games	Goals	G/GM
1 Massachusetts	7	27	3.86
2 UMass Lowell	8	30	3.75
Merrimack	8	30	3.75
4 Boston College	6	20	3.33
5 Vermont	7	23	3.29
6 Maine	8	24	3.00
New Hampshire	9	27	3.00
8 Providence	8	21	2.62
9 Boston University	7	14	2.00
Northeastern	7	14	2.00

## TEAM DEFENSE

Team	Games	Goals	G/GM
1 Providence	8	17	2.12
2 Massachusetts	7	15	2.14
3 UMass Lowell	8	21	2.62
4 Boston University	7	19	2.71
5 Merrimack	8	22	2.75
6 Northeastern	7	21	3.00
7 Vermont	7	22	3.14
8 Boston College	6	19	3.17
9 Maine	8	31	3.88
10 New Hampshire	9	38	4.22



## POWER PLAY

Team	Totals	SHA	PP %
1 Massachusetts	12/40	0	30.0
2 UMass Lowell	13/46	1	28.3
3 Maine	14/53	2	26.4
4 Merrimack	10/40	1	25.0
5 Boston College	9/39	0	23.1
6 Northeastern	8/49	0	16.3
7 New Hampshire	7/43	0	16.3
8 Boston University	7/45	0	15.6
9 Providence	4/30	0	13.3
10 Vermont	3/29	1	10.3

## PENALTY KILL

Team	Totals	SHF	PK %
1 Merrimack	43/48	0	89.6
2 Boston University	36/41	1	87.8
3 Boston College	27/31	0	87.1
4 UMass Lowell	30/35	0	85.7
5 Providence	34/41	0	82.9
6 Massachusetts	20/25	0	80.0
7 Vermont	34/43	0	79.1
8 Maine	33/43	2	76.7
9 Northeastern	30/40	0	75.0
10 New Hampshire	34/47	1	72.3



## PENALTY MINUTES

Team	Games	PIM	PIM/G
1 Northeastern	7	116	16.6
2 Maine	8	132	16.5
3 Boston University	7	113	16.1
4 Vermont	7	109	15.6
5 Merrimack	8	115	14.4
6 New Hampshire	9	129	14.3
7 Massachusetts	7	97	13.9
8 Boston College	6	83	13.8
9 Providence	8	109	13.6
10 UMass Lowell	8	82	10.2

## SHOTS ON GOAL

Team	Games	SOG	SOG/G
1 Massachusetts	7	238	34.0
2 Providence	8	271	33.9
3 Boston University	7	222	31.7
4 Boston College	6	177	29.5
5 New Hampshire	9	251	27.9
6 UMass Lowell	8	223	27.9
7 Vermont	7	191	27.3
8 Maine	8	218	27.2
9 Merrimack	8	207	25.9
10 Northeastern	7	167	23.9



## SCORING BY PERIOD

Team	1st	2nd	3rd	OT	Total
1 UMass Lowell	8	12	10	0	30
Merrimack	12	9	9	-	30
3 Massachusetts	6	9	12	-	27
New Hampshire	5	15	7	0	27
5 Maine	9	7	8	-	24
6 Vermont	8	10	5	0	23
7 Providence	7	9	5	-	21
8 Boston College	9	6	5	0	20
9 Boston University	3	6	4	1	14
Northeastern	6	3	5	-	14

## GOALS ALLOWED BY PERIOD

Team	1st	2nd	3rd	OT	Total
1 Massachusetts	6	7	2	-	15
2 Providence	5	5	7	-	17
3 Boston College	8	5	6	0	19
Boston University	5	8	6	0	19
5 UMass Lowell	4	11	5	1	21
Northeastern	6	8	7	-	21
7 Merrimack	10	6	6	-	22
Vermont	8	6	8	0	22
9 Maine	10	11	10	-	31
10 New Hampshire	9	15	14	0	38



## SPECIAL TEAMS NET

Team	PPF	SHA	PP NET	PPA	SHF	SH NET	ST NET
1 Massachusetts	12	0	+12	5	0	-5	+7
UMass Lowell	13	1	+12	5	0	-5	+7
3 Boston College	9	0	+9	4	0	-4	+5
4 Maine	14	2	+12	10	2	-8	+4
Merrimack	10	1	+9	5	0	-5	+4
6 Boston University	7	0	+7	5	1	-4	+3
7 Northeastern	8	0	+8	10	0	-10	-2
8 Providence	4	0	+4	7	0	-7	-3
9 New Hampshire	7	0	+7	13	1	-12	-5
10 Vermont	3	1	+2	9	0	-9	-7



# Hockey East Conference Scoring Leaders

## Scoring

				GP	G-A-P	PPG	PIM	PP	SH	GW	HT	+/-	NHL	
1	Brian Gibbons	BC	JR	F	5	2-7-9	1.80	3/6	0	0	0	0	E	
2	James Marcou	UM	JR	F	4	2-5-7	1.75	2/4	1	0	0	0	E	
	Gustav Nyquist	ME	SO	F	4	1-6-7	1.75	2/4	0	0	0	0	+1	DET
	Carl Snee	BC	SR	D	5	3-4-7	1.40	1/2	2	0	0	0	-1	PIT
	Nick Schaus	UML	SR	D	5	3-4-7	1.40	2/4	2	0	0	0	+2	
6	Matthew Irwin	UM	SO	D	4	3-3-6	1.50	1/2	2	0	0	0	-2	
	Bobby Butler	UNH	SR	F	4	3-3-6	1.50	3/6	1	0	1	0	+4	
	Ben Smith	BC	SR	F	5	4-2-6	1.20	0/0	3	0	2	0	E	
	Paul Worthington	UML	SR	F	5	3-3-6	1.20	1/2	2	0	0	0	-2	
	Ben Holmstrom	UML	SR	F	5	2-4-6	1.20	2/4	2	0	1	0	-1	
	David Vallorani	UML	SO	F	5	1-5-6	1.20	4/8	1	0	1	0	+1	
12	Will O'Neill	ME	SO	D	4	2-3-5	1.25	5/18	1	0	0	0	-1	ATL
	Casey Wellman	UM	SO	F	4	2-3-5	1.25	1/2	2	0	0	0	E	
	Blake Kessel	UNH	SO	D	4	1-4-5	1.25	3/6	0	0	0	0	+5	NYI
	Alex Chiasson	BU	FR	F	5	4-1-5	1.00	2/4	2	0	0	0	+2	DAL
	Paul Carey	BC	SO	F	5	2-3-5	1.00	2/4	1	0	0	0	-1	COA
	Brayden Irwin	UVM	SR	F	5	2-3-5	1.00	3/6	1	0	0	0	+4	
18	16 Players Tied With					4 Points								

## Defenseman Scoring

				GP	G-A-P	PPG	PIM	PP	SH	GW	HT	+/-	NHL	
1	Carl Snee	BC	SR	D	5	3-4-7	1.40	1/2	2	0	0	0	-1	PIT
	Nick Schaus	UML	SR	D	5	3-4-7	1.40	2/4	2	0	0	0	+2	
3	Matthew Irwin	UM	SO	D	4	3-3-6	1.50	1/2	2	0	0	0	-2	
4	Will O'Neill	ME	SO	D	4	2-3-5	1.25	5/18	1	0	0	0	-1	ATL
	Blake Kessel	UNH	SO	D	4	1-4-5	1.25	3/6	0	0	0	0	+5	NYI
6	Pat Bowen	MC	SR	D	3	0-4-4	1.33	4/8	0	0	0	0	+2	
	David Warsofsky	BU	SO	D	4	2-2-4	1.00	4/8	0	1	0	0	E	STL
	Kevin Shattenkirk	BU	JR	D	5	1-3-4	0.80	4/8	1	0	0	0	-1	COA
	Maury Edwards	UML	JR	D	5	1-3-4	0.80	3/6	1	0	0	0	+1	
10	Mark Fayne	PC	SR	D	3	1-2-3	1.00	1/2	1	0	0	0	+2	NJD
	Jeff Dimmen	ME	JR	D	4	2-1-3	0.75	7/14	2	0	0	0	-1	
	Martin Nolet	UM	SR	D	4	2-1-3	0.75	4/19	1	0	0	0	+2	LAK
	Justin Braun	UM	SR	D	4	0-3-3	0.75	1/2	0	0	0	0	+1	SJS
	Colby Cohen	BU	JR	D	5	1-2-3	0.60	4/8	1	0	1	0	-1	COA
	Jeremy Dehner	UML	SR	D	5	0-3-3	0.60	2/4	0	0	0	0	-1	
	Ryan Blair	UML	JR	D	5	0-3-3	0.60	2/4	0	0	0	0	-1	
	Drew MacKenzie	UVM	SO	D	5	0-3-3	0.60	3/6	0	0	0	0	E	BUF

## Freshman Scoring

				GP	G-A-P	PPG	PIM	PP	SH	GW	HT	+/-	NHL	
1	Alex Chiasson	BU	FR	F	5	4-1-5	1.00	2/4	2	0	0	0	+2	DAL
2	Brandon Brodhag	MC	FR	F	2	2-2-4	2.00	0/0	1	0	1	0	+3	
	Stephane Da Costa	MC	FR	F	3	1-3-4	1.33	1/2	0	0	0	0	+4	
	Rocco Carzo	UM	FR	F	4	1-3-4	1.00	2/4	0	0	0	0	+2	
	Chris McCarthy	UVM	FR	F	5	2-2-4	0.80	0/0	0	0	1	0	+1	
6	Adam Shemansky	ME	FR	F	4	3-0-3	0.75	0/0	2	0	1	0	E	
	Dalton Speelman	UNH	FR	F	4	2-1-3	0.75	1/2	0	0	0	0	+3	
8	Kyle Bigos	MC	FR	D	3	1-1-2	0.67	1/2	1	0	0	0	-1	EDM
	Brett Kostolansky	UNH	FR	D	3	0-2-2	0.67	1/2	0	0	0	0	+2	
	Alex Velischek	PC	FR	D	3	0-2-2	0.67	3/6	0	0	0	0	+2	PIT
	Wade Megan	BU	FR	F	4	0-2-2	0.50	0/0	0	0	0	0	E	FLA
	Pat Mullane	BC	FR	F	5	0-2-2	0.40	0/0	0	0	0	0	E	
13	15 Players Tied With					1 Points								

# Hockey East Conference Scoring Leaders

## Goal Scoring

				GP	G	GPG
1 Ben Smith	BC	SR	F	5	4	0.80
Alex Chiasson	BU	FR	F	5	4	0.80
3 Justin Milo	UVM	JR	F	2	3	1.50
Adam Shemansky	ME	FR	F	4	3	0.75
Matthew Irwin	UM	SO	D	4	3	0.75
Michael Scheu	UML	SO	F	4	3	0.75
Bobby Butler	UNH	SR	F	4	3	0.75
Mike Siso	UNH	JR	F	4	3	0.75
Wade MacLeod	NU	JR	F	4	3	0.75
Carl Sneeep	BC	SR	D	5	3	0.60
Nick Schaus	UML	SR	D	5	3	0.60
Paul Worthington	UML	SR	F	5	3	0.60
13 John Jamieson	MC	JR	C	2	2	1.00
Brandon Brodhag	MC	FR	F	2	2	1.00
Chris Barton	MC	JR	F	3	2	0.67
Jeff Velleca	MC	SO	F	3	2	0.67
David Warsofsky	BU	SO	D	4	2	0.50
Jeff Dimmen	ME	JR	D	4	2	0.50
Tanner House	ME	JR	F	4	2	0.50
Will O'Neill	ME	SO	D	4	2	0.50
Martin Nolet	UM	SR	D	4	2	0.50
James Marcou	UM	JR	F	4	2	0.50
Casey Wellman	UM	SO	F	4	2	0.50
Stevie Moses	UNH	SO	F	4	2	0.50
Dalton Speelman	UNH	FR	F	4	2	0.50
Wahsontio Stacey	UVM	JR	F	4	2	0.50
Brian Gibbons	BC	JR	F	5	2	0.40
Paul Carey	BC	SO	F	5	2	0.40
Jimmy Hayes	BC	SO	F	5	2	0.40
Kory Falite	UML	SR	F	5	2	0.40
Chris Auger	UML	SR	F	5	2	0.40
Ben Holmstrom	UML	SR	F	5	2	0.40
Brayden Irwin	UVM	SR	F	5	2	0.40
Chris McCarthy	UVM	FR	F	5	2	0.40

## Assist Scoring

				GP	A	APG
1 Brian Gibbons	BC	JR	F	5	7	1.40
2 Gustav Nyquist	ME	SO	F	4	6	1.50
3 James Marcou	UM	JR	F	4	5	1.25
David Vallorani	UML	SO	F	5	5	1.00
5 Pat Bowen	MC	SR	D	3	4	1.33
Blake Kessel	UNH	SO	D	4	4	1.00
Carl Sneeep	BC	SR	D	5	4	0.80
Nick Schaus	UML	SR	D	5	4	0.80
Ben Holmstrom	UML	SR	F	5	4	0.80
10 Stephane Da Costa	MC	FR	F	3	3	1.00
Robby Dee	ME	JR	F	4	3	0.75
Brian Flynn	ME	SO	F	4	3	0.75
Will O'Neill	ME	SO	D	4	3	0.75
Justin Braun	UM	SR	D	4	3	0.75
Casey Wellman	UM	SO	F	4	3	0.75
Matthew Irwin	UM	SO	D	4	3	0.75
Rocco Carzo	UM	FR	F	4	3	0.75
Bobby Butler	UNH	SR	F	4	3	0.75
Phil DeSimone	UNH	JR	F	4	3	0.75
Cam Atkinson	BC	SO	F	5	3	0.60
Paul Carey	BC	SO	F	5	3	0.60
Kevin Shattenkirk	BU	JR	D	5	3	0.60
Corey Trivino	BU	SO	F	5	3	0.60
Jeremy Dehner	UML	SR	D	5	3	0.60
Paul Worthington	UML	SR	F	5	3	0.60
Ryan Blair	UML	JR	D	5	3	0.60
Maury Edwards	UML	JR	D	5	3	0.60
Brayden Irwin	UVM	SR	F	5	3	0.60
Jack Downing	UVM	JR	F	5	3	0.60
Drew MacKenzie	UVM	SO	D	5	3	0.60

## Power Play Goals

				GP	G	GPG
1 Ben Smith	BC	SR	F	5	3	0.60
2 Jeff Dimmen	ME	JR	D	4	2	0.50
Tanner House	ME	JR	F	4	2	0.50
Adam Shemansky	ME	FR	F	4	2	0.50
Casey Wellman	UM	SO	F	4	2	0.50
Matthew Irwin	UM	SO	D	4	2	0.50
Mike Siso	UNH	JR	F	4	2	0.50
Wade MacLeod	NU	JR	F	4	2	0.50
Carl Sneeep	BC	SR	D	5	2	0.40
Alex Chiasson	BU	FR	F	5	2	0.40
Nick Schaus	UML	SR	D	5	2	0.40
Ben Holmstrom	UML	SR	F	5	2	0.40
Paul Worthington	UML	SR	F	5	2	0.40

## Power Play Points

				GP	G-A-P	PPG
1 Brian Gibbons	BC	JR	F	5	0-6-6	1.20
2 Casey Wellman	UM	SO	F	4	2-3-5	1.25
James Marcou	UM	JR	F	4	1-4-5	1.25
Carl Sneeep	BC	SR	D	5	2-3-5	1.00
5 Matthew Irwin	UM	SO	D	4	2-2-4	1.00
Gustav Nyquist	ME	SO	F	4	0-4-4	1.00
Ben Holmstrom	UML	SR	F	5	2-2-4	0.80
Paul Worthington	UML	SR	F	5	2-2-4	0.80
9 Jeff Dimmen	ME	JR	D	4	2-1-3	0.75
Will O'Neill	ME	SO	D	4	1-2-3	0.75
Justin Braun	UM	SR	D	4	0-3-3	0.75
Ben Smith	BC	SR	F	5	3-0-3	0.60
Alex Chiasson	BU	FR	F	5	2-1-3	0.60
Nick Schaus	UML	SR	D	5	2-1-3	0.60
Colby Cohen	BU	JR	D	5	1-2-3	0.60
Kevin Shattenkirk	BU	JR	D	5	1-2-3	0.60
Maury Edwards	UML	JR	D	5	1-2-3	0.60
Jeremy Dehner	UML	SR	D	5	0-3-3	0.60

## Shorthanded Goals

				GP	G	GPG
1 David Warsofsky	BU	SO	D	4	1	0.25
Kevin Swallow	ME	SR	F	4	1	0.25

## Game-Winning Goals

				GP	G	GPG
1 Ben Smith	BC	SR	F	5	2	0.40
2 Brandon Brodhag	MC	FR	F	2	1	0.50
Chris Barton	MC	JR	F	3	1	0.33
Matt Bergland	PC	SO	F	3	1	0.33
Spencer Abbott	ME	SO	F	4	1	0.25
Adam Shemansky	ME	FR	F	4	1	0.25
Will Ortiz	UM	SR	F	4	1	0.25
Brian Keane	UM	JR	F	4	1	0.25
Michael Marcou	UM	SO	D	4	1	0.25
Bobby Butler	UNH	SR	F	4	1	0.25
Stevie Moses	UNH	SO	F	4	1	0.25
Wade MacLeod	NU	JR	F	4	1	0.25
Colby Cohen	BU	JR	D	5	1	0.20
Kory Falite	UML	SR	F	5	1	0.20
Ben Holmstrom	UML	SR	F	5	1	0.20
David Vallorani	UML	SO	F	5	1	0.20
Colin Vock	UVM	SR	F	5	1	0.20
Chris McCarthy	UVM	FR	F	5	1	0.20



# Hockey East Conference Goaltending Leaders

## Goals Against Average

			GP	Minutes	GA	GAA	Record	SO	Saves	Save %	NHL	
1	Scott Darling	ME	SO	4	159:28	6	2.26	2-0-0	0	67	.918	PHO
2	Nevin Hamilton	UML	SR	2	125:00	5	2.40	1-0-1	0	58	.921	
3	Paul Dainton	UM	JR	4	238:25	10	2.52	3-1-0	0	126	.926	
4	Alex Beaudry	PC	SO	3	179:23	8	2.68	1-2-0	0	98	.925	
5	Chris Rawlings	NU	FR	4	238:51	11	2.76	1-3-0	1	132	.923	
6	Kieran Millan	BU	SO	5	297:55	14	2.82	1-4-0	0	107	.884	COA
7	Carter Hutton	UML	SR	3	183:29	9	2.94	2-1-0	0	80	.899	
8	Rob Madore	UVM	SO	4	243:47	12	2.95	1-2-1	0	105	.897	
9	Andrew Braithwaite	MC	SR	1	60:00	3	3.00	1-0-0	0	29	.906	
10	Joe Cannata	MC	SO	2	118:57	6	3.03	1-1-0	0	57	.905	
11	Brian Foster	UNH	SR	4	244:44	14	3.43	2-1-1	0	96	.873	FLA
12	John Muse	BC	JR	4	243:39	14	3.45	1-2-1	0	82	.854	

## Save Percentage

			GP	Minutes	GA	GAA	Record	SO	Saves	Save %	NHL	
1	Paul Dainton	UM	JR	4	238:25	10	2.52	3-1-0	0	126	.926	
2	Alex Beaudry	PC	SO	3	179:23	8	2.68	1-2-0	0	98	.925	
3	Chris Rawlings	NU	FR	4	238:51	11	2.76	1-3-0	1	132	.923	
4	Nevin Hamilton	UML	SR	2	125:00	5	2.40	1-0-1	0	58	.921	
5	Scott Darling	ME	SO	4	159:28	6	2.26	2-0-0	0	67	.918	PHO
6	Andrew Braithwaite	MC	SR	1	60:00	3	3.00	1-0-0	0	29	.906	
7	Joe Cannata	MC	SO	2	118:57	6	3.03	1-1-0	0	57	.905	
8	Carter Hutton	UML	SR	3	183:29	9	2.94	2-1-0	0	80	.899	
9	Rob Madore	UVM	SO	4	243:47	12	2.95	1-2-1	0	105	.897	
10	Kieran Millan	BU	SO	5	297:55	14	2.82	1-4-0	0	107	.884	COA
11	Brian Foster	UNH	SR	4	244:44	14	3.43	2-1-1	0	96	.873	FLA
12	John Muse	BC	JR	4	243:39	14	3.45	1-2-1	0	82	.854	

## Saves

			GP	SVS/G	Saves	
1	Chris Rawlings	NU	FR	4	33.0	132
2	Paul Dainton	UM	JR	4	31.5	126
3	Kieran Millan	BU	SO	5	21.4	107
4	Rob Madore	UVM	SO	4	26.2	105
5	Alex Beaudry	PC	SO	3	32.7	98
6	Brian Foster	UNH	SR	4	24.0	96
7	John Muse	BC	JR	4	20.5	82
8	Carter Hutton	UML	SR	3	26.7	80
9	Scott Darling	ME	SO	4	16.8	67
10	Nevin Hamilton	UML	SR	2	29.0	58
11	Joe Cannata	MC	SO	2	28.5	57
12	Shawn Sirman	ME	FR	2	17.5	35
13	Mike Spillane	UVM	SR	1	33.0	33
14	Andrew Braithwaite	MC	SR	1	29.0	29
15	Parker Milner	BC	FR	1	15.0	15

## Shutouts

			GP	Shutouts	
1	Mike Spillane	UVM	SR	1	1
	Chris Rawlings	NU	FR	4	1

# Hockey East Conference Team Stats



## TEAM OFFENSE

Team	Games	Goals	G/GM
1 Merrimack	3	13	4.33
2 New Hampshire	4	16	4.00
3 UMass Lowell	5	19	3.80
4 Massachusetts	4	14	3.50
5 Boston College	5	17	3.40
6 Maine	4	12	3.00
7 Vermont	5	13	2.60
8 Boston University	5	11	2.20
9 Providence	3	5	1.67
10 Northeastern	4	5	1.25

## TEAM DEFENSE

Team	Games	Goals	G/GM
1 Massachusetts	4	10	2.50
2 Vermont	5	13	2.60
3 Boston University	5	14	2.80
UMass Lowell	5	14	2.80
5 Merrimack	3	9	3.00
Northeastern	4	12	3.00
Providence	3	9	3.00
8 Maine	4	13	3.25
9 Boston College	5	17	3.40
10 New Hampshire	4	14	3.50



## POWER PLAY

Team	Totals	SHA	PP %
1 Merrimack	4/14	0	28.6
2 UMass Lowell	9/32	1	28.1
3 Maine	7/25	0	28.0
Massachusetts	7/25	0	28.0
5 New Hampshire	4/15	0	26.7
6 Boston College	8/35	0	22.9
7 Providence	2/11	0	18.2
8 Boston University	5/29	0	17.2
9 Northeastern	3/27	0	11.1
10 Vermont	2/26	1	7.7

## PENALTY KILL

Team	Totals	SHF	PK %
1 Merrimack	18/20	0	90.0
2 Boston University	24/28	1	85.7
3 UMass Lowell	22/26	0	84.6
4 Boston College	19/23	0	82.6
5 Vermont	28/35	0	80.0
6 Maine	21/27	1	77.8
Northeastern	21/27	0	77.8
8 Providence	12/16	0	75.0
9 Massachusetts	9/13	0	69.2
10 New Hampshire	14/24	0	58.3



## PENALTY MINUTES

Team	Games	PIM	PIM/G
1 Maine	4	94	23.5
2 Northeastern	4	88	22.0
3 Massachusetts	4	67	16.8
4 Vermont	5	82	16.4
5 Merrimack	3	42	14.0
6 Boston College	5	67	13.4
7 New Hampshire	4	52	13.0
8 Boston University	5	64	12.8
9 UMass Lowell	5	60	12.0
Providence	3	36	12.0

## SHOTS ON GOAL

Team	Games	SOG	SOG/G
1 Massachusetts	4	139	34.8
2 Boston University	5	166	33.2
3 Providence	3	99	33.0
4 Boston College	5	161	32.2
5 New Hampshire	4	127	31.8
6 UMass Lowell	5	146	29.2
7 Vermont	5	139	27.8
8 Maine	4	110	27.5
9 Merrimack	3	80	26.7
10 Northeastern	4	78	19.5



## SCORING BY PERIOD

Team	1st	2nd	3rd	OT	Total
1 UMass Lowell	3	10	6	0	19
2 Boston College	9	4	4	0	17
3 New Hampshire	3	7	6	0	16
4 Massachusetts	6	2	6	-	14
5 Merrimack	5	5	3	-	13
Vermont	4	6	3	0	13
7 Maine	6	2	4	-	12
8 Boston University	2	5	3	1	11
9 Northeastern	1	0	4	-	5
Providence	2	2	1	-	5

## GOALS ALLOWED BY PERIOD

Team	1st	2nd	3rd	OT	Total
1 Merrimack	5	2	2	-	9
Providence	1	3	5	-	9
3 Massachusetts	4	4	2	-	10
4 Northeastern	2	6	4	-	12
5 Maine	5	5	3	-	13
Vermont	5	4	4	0	13
7 Boston University	5	6	3	0	14
UMass Lowell	2	6	5	1	14
New Hampshire	5	2	7	0	14
10 Boston College	7	5	5	0	17



## SPECIAL TEAMS NET

Team	PPF	SHA	PP NET	PPA	SHF	SH NET	ST NET
1 Boston College	8	0	+8	4	0	-4	+4
UMass Lowell	9	1	+8	4	0	-4	+4
3 Massachusetts	7	0	+7	4	0	-4	+3
4 Boston University	5	0	+5	4	1	-3	+2
Maine	7	0	+7	6	1	-5	+2
Merrimack	4	0	+4	2	0	-2	+2
7 Providence	2	0	+2	4	0	-4	-2
8 Northeastern	3	0	+3	6	0	-6	-3
9 New Hampshire	4	0	+4	10	0	-10	-6
Vermont	2	1	+1	7	0	-7	-6

