



MEN'S WEEKLY RELEASE

Pete Souris
Director of Public Relations
Hockey East Association
 591 North Ave – #2
 Wakefield, MA 01880
 Office: (781) 245-2122
 Cell: (603) 512-1166
 psouris@HockeyEastOnline.com

WEEKLY RELEASE #16

Celebrating 25 Years of Success

FOR IMMEDIATE RELEASE: MONDAY, FEBRUARY 2, 2009

BU'S JACK PARKER WINS NO. 800 VS. MERRIMACK ON FRIDAY ~No. 14 UNH edges No. 6 UVM; PC takes three points; UMass downs No. 3 NU~

WAKEFIELD, Mass. – Hockey East teams played seven league games this weekend, which all proved to be exciting matchups. No. 2 Boston University was victorious at Merrimack, marking Coach Jack Parker's 800th career win behind the BU bench. No.14 New Hampshire took out No. 6 Vermont on Friday night, while Massachusetts did the same to No. 3 Northeastern on Friday. Providence defeated the Warriors Saturday after tying No. 11 Boston College the night before. Maine topped UMass on Sunday, after falling to UMass-Lowell on Friday.

It was Blake Kessel's (Verona, Wis.) goal with 2:02 left in regulation that lifted the Wildcats to a 3-2 victory over Vermont at Gutterson Fieldhouse. Teammate Kevin Kapstad (Boxboro, Mass.) added two assists on the night, as UNH outshot the Catamounts 32-26. Rookie netminder Rob Madore (Venetia, Pa.) stopped 29 shots in the losing cause.

BU headed back to North Andover for its second game at Lawler Arena in January. The Terriers defeated Merrimack 3-1, while goaltender Kieran Millan (Edmonton, Alb.) has now allowed two goals or less in eleven consecutive games. Colin Wilson (Winnipeg, Man.) tallied two assists in the victory while Captain Matt Gilroy (North Bellmore, N.Y.) potted a goal and added an assist. With the win, Parker has amassed 800 career victories as BU's bench boss. Parker joins Ron Mason and BC's Jerry York as one of only three college hockey coaches to have met this milestone and is the only coach to have achieved it at one institution.

UMass split its weekend, first upsetting No. 3 Northeastern 6-4 on Friday night at the Mullins Center, before falling to Maine on Sunday. James Marcou (King Park, N.Y.) tallied a career-high four assists on the night, while Alex Berry (Danvers, Mass.) netted two goals in the victory. Paul Dainton (Fort MacMurry, Alb.) stopped 35 for the Minutemen. Northeastern's Ryan Ginand (Milford, Mass.) tallied three points in the loss. The Minutemen then headed north for a game in Orono on Sunday afternoon. It was Jeff Dimmen's (Colorado Springs, Colo.) late game heroics that broke a 1-1 tie with 0:26 left in regulation, that lifted the Black Bears to a 2-1 victory over UMass. Dainton stopped 27 shots, including 13 in the final frame, in the losing effort.

Maine also hosted UMass-Lowell on Friday night, when the River Hawks won 3-2. Nine UML players got on the scoring sheet, including Kory Falite (Billerica, Mass.), who notched the game-winner just over six minutes into the final stanza. Maine's Dave Wilson (Caledon East, Ont.) stopped 35 a career-high shots in the losing effort.

Providence collected three points on the weekend, first tying BC 2-2 Friday night at home and then defeating Merrimack 5-3 on Saturday. BC took an early lead on Friday night before PC went ahead 2-1 in the third. Brock Bradford (Burnaby, B.C.) tied the game at two apiece with just over a minute remaining. The teams stayed knotted through overtime. The next day at Schneider Arena, the Friars jumped out to a 4-0 lead before the Warriors chipped away, making it a close game. Nick Mazzolini (Anchorage, Alaska) registered two goals and an assist on the night, while teammate John Cavanagh (Warwick, R.I.) also netted two goals in the victory.

2008-09 HEA STANDINGS

Rk.	Team	GP	W	L	T	Pts	Overall	Conf. Off.	Conf. Def.
1.	Northeastern	18	13	4	1	27	17-6-2	3.11 (56)	2.22 (40)
2.	Boston University	18	12	5	1	25	19-5-1	3.44 (62)	2.06 (37)
3.	Vermont	17	9	5	3	21	14-6-4	2.65 (45)	2.59 (44)
4.	New Hampshire	17	8	6	3	19	12-8-4	2.71 (46)	3.06 (52)
5.	UMass-Lowell	17	9	8	0	18	12-12-0	3.12 (53)	2.59 (44)
	Boston College	18	7	7	4	18	11-8-4	3.17 (57)	2.94 (53)
7.	Massachusetts	17	6	8	3	15	11-12-3	2.82 (48)	2.47 (42)
8.	Maine	17	6	9	2	14	11-12-3	2.00 (34)	2.65 (45)
9.	Providence	17	4	10	3	11	7-14-3	2.35 (40)	3.76 (64)
10.	Merrimack	18	2	14	2	6	5-16-3	1.94 (35)	3.06 (55)

RECENT RESULTS Friday, January 30

No. 2 Boston University 3 at Merrimack 1 *
 at UMass 6, No. 3 Northeastern 4 *
 UMass-Lowell 3 at Maine 2 *
 at No. 14 UNH 3, No. 6 Vermont 2 *
 No. 11 BC 2 at Providence 2 OT *

Saturday, January 31
 at Providence 5, Merrimack 3 *

Sunday, February 1
 at Maine 2, UMass 1 *

UPCOMING GAMES Monday, February 2


Beanpot Tournament (at TD Banknorth Garden)
 No. 2 Boston University vs. Harvard (5pm, NESN)
 No. 3 Northeastern vs. No. 11 BC (8pm, NESN)

Friday, February 6
 Maine at UNH * (7:30, NESN)
 Providence at Vermont *
 UMass at Boston College *
 UMass-Lowell at Boston University *
 Merrimack at Northeastern *

Saturday, February 7
 Maine at UNH * (at Verizon Wireless Arena)
 Providence at Vermont *
 UMass-Lowell at UMass *
 Brown at Merrimack

* Hockey East game
 All game times are EST, 7pm unless noted

(Rankings in composite schedule are from USA Today/USA Hockey Magazine Poll)




**REEBOK
PLAYER OF THE WEEK**

**NICK MAZZOLINI
PROVIDENCE COLLEGE**

Senior Forward; Anchorage, Alaska

Mazzolini scored four points (3g,1a) in the three-point weekend for the Friars. On Saturday night in the 5-3 win vs. Merrimack, he recorded a career-high two goals and added one assist.




**PRO AMBITIONS
ROOKIE OF THE WEEK**

**CASEY WELLMAN
MASSACHUSETTS**

Freshman Forward; Brentwood, Calif.

Wellman potted a goal in each game vs. Northeastern and Maine, as they split their games on the weekend.



**PURE HOCKEY
DEFENSIVE PLAYER OF THE WEEK**

**DAVE WILSON
MAINE**

Junior Goaltender; Caledon East, Ont.

Wilson owned a 2.02 GAA and a .935 save percentage on the weekend. He made a career-high 35 saves in the 3-2 loss to UML Friday and notched 21 saves in the 2-1 win vs. UMass on Sunday.

HOCKEY EAST WEEKLY TOP PERFORMERS

Alex Beaudry, PC (Fr., Cumberland, Ont.) Totaled 48 saves as the Friars recorded a tie against No. 11 BC and a win over Merrimack.
Justin Braun, UMass (Jr., D, Vadnais Heights, Minn.) Had three assists for the weekend and finished with a +1 rating averaging over 30 minutes/game
John Cavanagh, PC (Jr., F., Warwick, R.I.) Scored two goals in a win over Merrimack and also added an assist in a tie against BC.
Jeff Dimmen, Maine (So., D, Colorado Springs, Colo.) Scored the game-winning goal with just 26 seconds remaining in regulation on Sunday.
Kory Falite, UML (Jr., F, Billerica, Mass.) Scored the game-winning power play goal in UMass Lowell's 3-2 win at Maine.
Brian Foster, UNH (Jr., G, Pembroke, N.H.) Stopped 24 shots including 12 in the first period in the victory vs. UVM.
Matt Gilroy, BU (Sr., D, North Bellmore, N.Y.) Scored the game's first goal and added an assist in the Terriers' 3-1 win at Merrimack on Friday.
Ryan Ginand, NU (Sr., F, Milford, Mass.) Continued his hot scoring with two goals and an assist against Massachusetts.
Blake Kessel, UNH (Fr., D, Verona, Wis.) Scored the game winner with just over two minutes remaining on Friday night vs. Vermont.
Rob Madore, UVM (Fr., G, Venetia, Pa.) Stopped 29 of 32 shots in a 3-2 loss against UNH on Friday.
James Marcou, UMass (So., F, Kings Park, N.Y.) Had a career-high four assists in the win over Northeastern.
Kieran Millan, BU (Fr., G, Edmonton, Alb.) Stopped 25 of the 26 shots he faced in the Terriers' 3-1 win against Merrimack.
Daniel New, PC (Fr., D, White Plains, N.Y.) Scored one goal in a tie against BC and had one assist in a win over Merrimack.
Rob Ricci, MC (Jr., F, Brampton, Ont.) Scored a goal in each of Merrimack's two games this weekend.
Mark Roebathan, UML (Sr., F, St. John's, Nfld.) Scored his first career shorthanded goal in UMass Lowell's 3-2 win at Maine Friday night.
Paul Thompson, UNH (So., F, Derry, N.H.) Scored the game's first goal, had three shots and set up ample UNH opportunities.
Jesse Todd, MC (Fr., F, Camrose, Alb.) Tallied a goal and two assists in two games this weekend, extending his point streak to four games.
Colin Wilson, BU (So., Winnipeg, Man.) Earned pair of assists in BU's 3-1 victory over Merrimack
Brandon Yip, BU (Sr., Maple Ridge, B.C.) Scored the game-winning goal in BU's 3-1 win at Merrimack.



The 25th Annual HOCKEY EAST CHAMPIONSHIP TOURNAMENT

March 20-21, 2009

at the TD Banknorth Garden, Boston, Mass.

**TD Banknorth
GARDEN**

Tickets are ON-SALE NOW!!!

To purchase tickets call (617) 931-2000
visit www.ticketmaster.com or
the TD Banknorth Garden Box Office

THIS WEEK IN HOCKEY EAST HISTORY

Feb. 2, 2001: Anthony Aquino nets a hat trick and an assist as the Warriors rally for a 5-5 tie UNH.

Feb. 2, 2007: Freshman Nevin Hamilton blocks 24 shots to record his first collegiate shutout in a 0-0 overtime tie with sixth-ranked Boston University at the Agganis Arena in Boston. The scoreless tie is the third in UML's history.

Feb. 3, 1958: Don Cronin (Greg's father) had a hat trick to lead Northeastern to a 5-4 win over Harvard, marking NU's first win in the Beanpot and the first time NU advanced to the Beanpot final.

Feb. 3, 1989: Freshman Mark Richards becomes the first goalie in ULowell's Division I history to make 50 saves in a game as he backstops the Chiefs to a 4-4 deadlock with Boston College in Chestnut Hill.

Feb. 6, 2000: UNH head coach Dick Umile earns career victory 200 with a 1-0 defeat of Maine at the Whittamore Center.

Feb. 7, 1987: Maine's Jay Mazur tied a school record with five goals against UMass Lowell. The five goals were scored in 28:06.

CAREER FIRSTS/MILESTONES/WHO'S HOT?

RYAN GINAND, NU (MILFORD, MASS.)

Has six goals and two assists in the last three games

KEVIN KAPSTAD, UNH (BOXBORO, MASS.)

Had a pair of assists and has 16 assists this season. He had just 11 assists and 18 points coming into this season

WADE MACLEOD, NU (COQUITLAM, B.C.)

Has two goals and six assists in the last three games for NU

MAINE'S POWER PLAY

Has scored at least one goal in 12 out of the last 14 games

JOE VITALE, NU (ST. LOUIS, MO.)

Has posted two assists in each of the last three games

ALAN THOMPSON, UNH (GILFORD, N.H.)

Scored his first collegiate goal on Friday night. The senior has missed much of his college career due to knee injuries.

CASEY WELLMAN, UMASS (BRENTWOOD, CALIF.)

Has now scored a goal in three straight games and has 15 points in the last 13 games (6g, 9a)

HOCKEY EAST THREE STARS LEADERS

At the conclusion of each Hockey East game, the "Three Stars of The Game" are selected. The player earning the most points over the course of the season will be honored at season's end. Here the 08-09 leaders in alphabetical order to date:

Name	Cl	Pos	School
Brad Thiessen	Jr.	G	Northeastern
Viktor Stålberg	Jr.	F	Vermont
Ryan Ginand	Sr.	F	Northeastern
Kory Falite	Jr.	F	UMass-Lowell
Colin Wilson	So.	F	Boston University
Bobby Butler	Jr.	F	New Hampshire

TEAM NOTES

BOSTON COLLEGE: Boston College played into overtime for the eighth time in 23 games this season. The Eagles are 2-2-4 in those contests...Three 25th anniversary award recipients – Scott Clemmensen, Brian Gionta and Brian Leetch – all happened to visit Boston College in the last eight days. Clemmensen, the league's Unsung Hero, and Gionta, the league's Top Goal Scorer, stopped by Wednesday's practice the night before the NJ Devils played the Boston Bruins, while Leetch attended BC's 25th anniversary celebration...Captain Brock Bradford (Burnaby, B.C.) scored his team-leading 17th goal of the season in Friday's 2-2 tie at Providence. Bradford ranks second in the nation in goals per game (0.76) and 11th in the country in points per game (29 points; 1.26 points per game). Bradford enters Monday's game against Northeastern with 97 career points (45g,52a) in 112 games...Senior forward Kyle Kucharski (Saugus, Mass.) registered his career-high eighth goal of the season during the first period of Friday's 2-2 tie at Providence...Senior assistant captain Benn Ferriero (Essex, Mass.) has 60 goals in 151 career games and is tied with Ken Hodge (1984-87) and Jim Mullen (1963-66) for 33rd on BC's all-time list.

BOSTON UNIVERSITY: BU is now 12-1-1 in its last 14 games and is coming off its first eight-win January since 1993...The Terriers are entering February with 19 wins for just the second time in program history (1983-84)...Head coach Jack Parker became the third member of the 800-win club, joining Ron Mason (924) and Jerry York (814)...BU enters the Beanpot as the only team in the country to have a perfect non-conference record (7-0-0)...Last year, the Terriers went 2-6-1 in non-conference play...The Terriers have still successfully killed off 80 of their opponents' last 85 power plays, including a current streak of 27 straight and a streak of 28 straight that lasted from Nov. 29 - Jan. 10...BU has 11 players with 14 points or more this season. No other team in the country can lay claim to that accomplishment, but Denver and North Dakota are right behind with 10 each...Freshman goaltender Kieran Millan has not allowed more than one goal in any of his last 35 periods in net and has allowed two or fewer goals in each of his last 11 starts.

MAINE: Defenseman Jeff Dimmen scored the game-winning goal against UMass on Sunday afternoon with just 26 seconds left in the game. Dimmen leads the team in game-winning goals with three...Maine's defense continues to play a big role in Maine's offense...Both of Maine's goal on Sunday came from defensemen and the defense has scored 34.3 percent of Maine's total points this season... Maine's Dave Wilson (Caledon East, Ont.) has made three straight starts in goal and recorded a career-high 35 saves on Friday against UMass Lowell.

MASSACHUSETTS: UMass is now 4-1-1 against teams ranked in the nation's top 5 after the Northeastern win...UMass was 3-for-7 on the power play this weekend after being just 1-for-21 in the previous four games...7 of the last 12 goals allowed have been either on the power play or short-handed...Seven of UMass' last eight games have been decided by one-goal or less (1-4-2) – for the season, UMass is 3-11 in games decided by less than two goals and 7-1 in goals decided by three goals or more...UMass has allowed just three first period goals in the last eight games – UMass is 10-1-0 this season when leading after the first period UMass is 10-2-0 when scoring three or more goals this year and 0-9-3 when scoring fewer than three goals...UMass could will wrap up the season series with Boston College and UMass Lowell this weekend which are both tied 1-1 for the year...UMass drew over 7,100 fans to the Northeastern game – the best since a Mullins Center 8,389 showed up for the Boston College game (11/22).

UMASS-LOWELL: The River Hawks 3-2 win at Maine Friday night was their first win at Alford Arena since February 17, 2001...UML scored an even strength, shorthanded and power play goal in the win over Maine...After starting the season 1-8-0 in one-goal games, the River Hawks have won three straight. All three one-goal victories have been by 3-2 scores...Mark Roebothan has a two-game goal streak. He scored the River Hawks' second shorthanded goal of the season Friday night...Freshman Matt Ferreira also has a two-game goal streak...The River Hawks continue their road swing this weekend with games at Boston University (Friday) and Massachusetts (Saturday)...UMass Lowell has won three straight overall and three straight on the road.

MERRIMACK: Merrimack scored three goals in a 3:37 span against Providence, marking the quickest span of netting three goals since they tallied three in 2:47 against the Friars on March 4, 2006. Rob Ricci (Brampton, Ont.) scored a goal in each of those games...Joe Loprieno (Bloomington, Ill.) saw his 63 consecutive game streak snapped on Friday that dated back to his freshman year (February 9, 2007)...Jesse Todd (Camrose, Alb.) has points in his last four games and seven points in his last eight games...Ricci has points in three straight, six of eight, and nine of 12 and four goals in the last four games against the Friars...Francois Ouimet (Lorraine, Que.) snapped a 10-goal goalless streak that dated back to November 22, 2008 with a goal against Providence...The Warriors conclude their non-conference schedule against Brown University on Saturday.

NEW HAMPSHIRE: UNH finished January 4-2-1 and finished with a mark of .500 or better for the 13th-straight season dating back to the 1996-97 season...The Wildcats once again responded to a home loss with a win. The Wildcats have not lost back-to-back home games since Oct. 26 & 28, 2006 to Massachusetts and Yale, respectively. As for back-to-back home losses to Hockey East opponents, you have to go back to Feb. 26 & March 5, 2005 to BC and BU, respectively...UNH is 7-1-2 in its last 10 games and 15-1-2 in the last 18 games against Vermont...The Wildcats also own a five-game winning streak against Maine coming into this weekend's series...Freshman Blake Kessel has four goals this season, three of them coming on the power play and three of the game-winning variety.

NORTHEASTERN: Northeastern plays Boston College in the first round of the 57th Beanpot Tournament on Monday at the TD Banknorth Garden. The Huskies have won three of their last four games against BC, but haven't beaten the Eagles in the Beanpot since Feb. 8, 1993 in the consolation game and haven't beaten the Eagles in the first round since Feb. 1, 1988. Northeastern went on to beat BU, 6-3, in the final for its most recent Beanpot title...Northeastern went 3-for-8 on power plays against Massachusetts on Friday and is 11-for-34 (32.3 percent) over the last five games...NU's six goals against vs. Massachusetts were a season high...Ryan Ginand leads Northeastern with 17 goals, the most by a Northeastern skater since Mike Morris (Braintree, Mass.) had 19 in 2004-05. NU last had a 20-goal scorer in 2001-02 when it had two - Mike Ryan (24) and Chris Lynch (20)...the Huskies went 6-3-0 in January.

PROVIDENCE COLLEGE: Providence College is unbeaten (2-0-2) in the last four regular season meetings against Boston College, including a 2-2 overtime tie on Friday in front of a sellout crowd at Schneider Arena...PC is 0-0-3 in overtime games this season...The win over Merrimack was PC's first over the Warriors since March 3, 2007...Since returning to the Friars lineup on January 10, senior Nick Mazzolini has four goals and two assists...Matt Bergland's 21 points this season are the most by a PC freshman since Cody Wild had 21 points during the 2005-06 season...Junior John Cavanagh (Warwick, R.I.) has a pair of two-goal games this season...The Friars ended the month of January with a 4-2-2 record as they more than doubled their win total from the first half of the season...Senior Pierce Norton (South Boston, Mass.) has matched a career-high with 10 assists this season...Sophomore Matt Germain (Rockland, Mass.) has recorded at least one point in five of the last six games (3g,3a)

VERMONT: The Catamounts (14-6-4) enter the week tied for third in the latest PairWise Ratings...All six of Vermont's losses have come against teams ranked in the top-18 of the latest PairWise...Junior Viktor Stålberg (Gothenburg, Sweden) notched his team leading 15th goal of the season over the weekend...The 15 goals rank tied for third among Hockey East players and are moving in on his career total of 17 entering this season...Vermont is 4-31-2 all-time on the road against New Hampshire...The Catamounts are 7-4-1 on the road and 6-5-2 against ranked opponents this season...Vermont and Providence skated to a 2-2 tie in this season's first meeting at Schneider Arena on Nov. 7...The Catamounts are 5-3-2 against the Friars since joining Hockey East.

HOCKEY EAST MEN'S WEEKLY AND MONTHLY AWARDS

REEBOK PLAYER OF THE WEEK

<u>Week</u>	<u>Player (School)</u>
Oct. 13	Kevin Shattenkirk (Boston University)
Oct. 20	Brad Thiessen (Northeastern)
Oct. 27	Jason Lawrence (Boston University)
Nov. 3	James Marcou (Massachusetts)
Nov. 10	Colin Wilson (Boston University)
Nov. 17	Brock Bradford (Boston College)
Nov. 24	Viktor Stålberg (Vermont)
Dec. 1	Scott Campbell (UMass-Lowell)
Dec. 8	Louis Liotti (Northeastern)
Dec. 15	Mike Sislo (New Hampshire)
Dec. 30	Lem Randall (Maine)
Jan. 5	Greg Collins (New Hampshire)
Jan. 12	Dean Strong (Vermont)
Jan. 19	Viktor Stålberg (Vermont)
Jan. 26	Ryan Ginand (Northeastern)
Feb. 2	Nick Mazzolini (Providence)

PRO AMBITIONS ROOKIE OF THE WEEK

<u>Week</u>	<u>Player (School)</u>
Oct. 13	Cam Atkinson (Boston College)
Oct. 20	Joe Cannata (Merrimack)
Oct. 27	Alex Tuckerman (Northeastern)
Nov. 3	Gustav Nyquist (Maine)
Nov. 10	Brian Flynn (Maine)
Nov. 17	Scott Darling (Maine)
Nov. 24	Casey Wellman (Massachusetts)
Dec. 1	Barry Almeida (Boston College)
Dec. 8	Chris Connolly (Boston University)
Dec. 15	Scott Darling (Maine)
Dec. 30	Casey Wellman (Massachusetts)
Jan. 5	Rob Madore (Vermont)
Jan. 12	Alex Beaudry (Providence)
Jan. 19	Alex Beaudry (Providence)
Jan. 26	Rob Madore (Vermont)
Feb. 2	Casey Wellman (Massachusetts)

PURE HOCKEY DEFENSIVE PLAYER OF THE WEEK

<u>Week</u>	<u>Player (School)</u>
Oct. 13	Dan Meyers (Massachusetts)
Oct. 20	Brian Foster (New Hampshire)
Oct. 27	Dan Meyers (Massachusetts)
Nov. 3	Brad Thiessen (Northeastern)
Nov. 10	Andrew Braithwaite (Merrimack)
Nov. 17	Nevin Hamilton (UMass-Lowell)
Nov. 24	Brad Thiessen (Northeastern)
Dec. 1	Joe Cannata (Merrimack)
Dec. 8	Brian Foster (New Hampshire)
	Kieran Millan (Boston University)
Dec. 15	Matt Taormina (Providence)
Dec. 30	Fraser Allan (Merrimack)
Jan. 5	Kieran Millan (Boston University)
Jan. 12	Brad Thiessen (Northeastern)
Jan. 19	Matt Gilroy (Boston University)
Jan. 26	Kieran Millan (Boston University)
Feb. 2	Dave Wilson (Maine)

REEBOK PLAYER OF THE MONTH

<u>Month</u>	<u>Player (School)</u>
Oct.	Brad Thiessen (Northeastern)
Nov.	Brock Bradford (Boston College)
Dec.	Mike Sislo (New Hampshire)

PRO AMBITIONS ROOKIE OF THE MONTH

<u>Week</u>	<u>Player (School)</u>
Oct.	David Vallorani (UMass-Lowell)
Nov.	Scott Darling (Maine)
Dec.	Gustav Nyquist (Maine)

ITECH GOALTENDER OF THE MONTH

<u>Week</u>	<u>Player (School)</u>
Oct.	Brian Foster (New Hampshire)
Nov.	Brad Thiessen (Northeastern)
Dec.	Kieran Millan (Boston University)



Boston College
11-84
(7-74 HEA)

OCTOBER

10	WISCONSIN	W, 5-4
17	BOWLING GREEN	W, 5-3
18	at Northeastern *	L, 3-4
24	VERMONT * (ESPNU)	W, 3-2
30	MERRIMACK *	W, 4-1
31	at Merrimack *	W, 4-3 OT

NOVEMBER

7	NOTRE DAME * (ESPNU)	L, 1-4
9	at Maine * (ESPNU)	L, 1-2
14	at Merrimack *	T, 5-5 OT
15	NEW HAMPSHIRE *	W, 8-6
21	MASSACHUSETTS *	W, 2-0
22	at Massachusetts *	L, 3-4 OT
28	HARVARD	W, 5-1
30	at Dartmouth	W, 2-1 OT

DECEMBER

5	at Boston University *	T, 1-1 OT
6	BOSTON U. * (ESPNU)	L, 1-3

JANUARY

2	at New Brunswick (exh)	L, 3-5
3	at New Brunswick (exh)	W, 4-2
9	at Vermont * (NESN)	T, 3-3 OT
10	at Vermont *	L, 2-4
16	UMASS LOWELL * (NESN), 3-4 OT	L, 2-5
17	at Boston University *	W, 6-3
24	MAINE *	W, 4-1
25	MAINE *	W, 4-1
30	at Providence * (NESN)	T, 2-2 OT

FEBRUARY

2	vs. Northeastern (BP, NESN)	8pm
6	MASSACHUSETTS *	7pm
9	vs. BC/Harvard (BP)	5/8pm
13	UMASS-LOWELL *	7pm
14	at UMass-Lowell *	7pm
20	at New Hampshire * (NESN) 7:30pm	7pm
21	NEW HAMPSHIRE *	7pm
27	PROVIDENCE *	7pm
28	at Providence *	7pm

MARCH

6	at Northeastern * (NESN)	7:30pm
7	NORTHEASTERN *	7pm

(BP) - Beanpot Tournament at TD Banknorth Garden

+ - indicates overtime
Home games in CAPS
Hockey East games in bold



Boston University
19-5-1
(12-5-1 HEA)

OCTOBER

5	NEW BRUNSWICK (exh)	W, 4-1
10	NORTH DAKOTA #	W, 5-1
11	MICHIGAN STATE #	W, 2-1
17	MERRIMACK *	W, 5-2
19	at New Hampshire * (ESPNU) L, 1-2	
25	MICHIGAN	W, 7-2

NOVEMBER

1	at Vermont *	W, 7-2
7	at UMass-Lowell *	W, 6-4
14	at Massachusetts *	L, 1-5
16	NORTHEASTERN *	W, 3-0
21	VERMONT *	L, 3-4
22	VERMONT *	L, 3-4
25	HOLY CROSS	W, 3-2
29	ST. LAWRENCE	W, 4-1

DECEMBER

5	BOSTON COLLEGE *	T, 1-1 OT
6	at Boston College * (ESPNU)	W, 3-1
12	UMASS-LOWELL *	W, 3-2

JANUARY

2	vs. Rensselaer %	W, 6-2
3	vs. Denver %	W, 4-1
10	MAINE *	W, 4-1
13	PROVIDENCE *	L, 2-4
16	at Merrimack *	W, 4-1
17	BOSTON COLLEGE *	W, 5-2
23	NEW HAMPSHIRE * (NESN)	W, 5-0
24	at New Hampshire * (NESN)	W, 3-1
30	at Merrimack *	W, 3-1

FEBRUARY

2	vs. Harvard (BP, NESN)	5pm
6	UMASS-LOWELL *	7pm
9	vs. BC/Northeastern (BP)	5/8pm
13	at Maine *	7pm
14	at Maine *	7pm
20	NORTHEASTERN *	7pm
21	at Northeastern *	7pm
27	at Massachusetts * (NESN) 7:30pm	7:30pm
28	MASSACHUSETTS *	7pm

MARCH

6	at Providence *	7pm
8	PROVIDENCE *	2pm

(BP) - Beanpot Tournament at TD Banknorth Garden
- Ice Breaker Tournament at Agganis Arena
% - Denver Cup (Denver, CO)



Maine
11-12-3
(6-9-2 HEA)

OCTOBER

10	at New Brunswick (exh)	W, 5-4
11	at New Brunswick (exh)	T, 6-6
17	at Alaska-Anchorage!	L, 1-3
18	at Alaska!	W, 2-0
24	NORTHEASTERN * (WABI)	L, 0-1
25	NORTHEASTERN * (WABI)	L, 1-2
31	NIAGARA (WABI)	W, 4-2

NOVEMBER

1	NIAGARA (WABI)	W, 4-1
9	BOSTON COLLEGE * (ESPNU)	W, 2-1
14	at Providence *	W, 3-2
15	at Providence *	W, 3-0
21	MERRIMACK *	W, 2-1
22	MERRIMACK *	T, 1-1 OT
29	at Vermont *	L, 2-3

DECEMBER

5	at Northeastern *	L, 2-3 OT
7	at Merrimack *	W, 3-2
12	UNION (WABI)	W, 3-1
13	UNION	W, 5-1
27	vs. Colgate ^	L, 2-3 OT
28	vs. St. Cloud State ^	T, 3-3 OT

JANUARY

2	vs. U.S. U-18 Team (exh) @	W, 7-3
4	NEW HAMPSHIRE * (ESPNU), 4-5	L, 2-3 OT
10	at Boston University *	L, 1-4
16	BENTLEY	L, 1-3
18	PROVIDENCE *	T, 2-2 OT
24	at Boston College *	L, 3-6
25	at Boston College *	L, 1-4
30	UMASS-LOWELL *	L, 2-3

FEBRUARY

1	MASSACHUSETTS * (ESPNU)	W, 2-1
6	at New Hampshire * (NESN) 7:30pm	7pm
7	at New Hampshire * \$	7pm
13	BOSTON U. * (WABI)	7pm
14	BOSTON U. * (WABI)	7pm
20	at Massachusetts *	7pm
21	at Massachusetts *	7pm
27	VERMONT * (WABI)	7pm
28	VERMONT * (WABI)	7pm

MARCH

6	at UMass-Lowell *	7pm
7	at UMass-Lowell *	7pm

! - Alaskan Goal Rush Tournament in Fairbanks, Alaska
^ - Florida College Classic in Estero, Florida
@ - Played in Portland, Maine
\$ - Played in Manchester, New Hampshire



Massachusetts
11-12-3
(6-8-3 HEA)

OCTOBER

4	NEW BRUNSWICK (exh)	W, 6-0
10	vs. Michigan State #	L, 1-3
11	vs. North Dakota #	W, 3-2
21	at Rensselaer	W, 6-0
24	at New Hampshire *	T, 1-1 OT
31	PROVIDENCE *	W, 9-4

NOVEMBER

1	at Providence *	W, 5-1
8	at Merrimack *	L, 1-3
14	BOSTON UNIVERSITY *	W, 5-1
15	UMASS-LOWELL *	L, 0-2
21	at Boston College *	L, 0-2
22	BOSTON COLLEGE *	W, 4-3 OT
25	VERMONT *	L, 3-4 OT
28	ST. LAWRENCE	L, 3-4

DECEMBER

5	CONNECTICUT	W, 5-1
12	AMERICAN INT.	W, 4-0
28	vs. Bemidji State <	L, 2-4
29	vs. Army <	W, 4-1

JANUARY

4	CORNELL	L, 2-5
9	NEW HAMPSHIRE *	T, 2-2 OT
10	at New Hampshire *	L, 2-3 OT
16	PROVIDENCE *	L, 4-5
17	at UMass-Lowell *	W, 4-3
23	at Vermont *	L, 1-2
24	at Vermont *	T, 1-1 OT
30	NORTHEASTERN *	W, 6-4

FEBRUARY

1	at Maine * (ESPNU)	L, 1-2
6	at Boston College *	7pm
7	UMASS-LOWELL	7pm
13	NORTHEASTERN *	7pm
14	at Northeastern *	7pm
20	MAINE *	7pm
21	MAINE *	7pm
27	BOSTON U. * (NESN)	7:30pm
28	at Boston University *	7pm

MARCH

6	at Merrimack *	7pm
7	MERRIMACK *	7pm

- Ice Breaker Tournament at Agganis Arena
< - Ledyard Bank Classic (Hanover, NH)



UMass-Lowell
12-12-0
(9-8-0 HEA)

OCTOBER

5	ST. FRANCIS XAVIER (exh)	W, 6-1
11	at Colgate	L, 1-2
16	at Michigan State	W, 3-0
17	at Michigan State	L, 1-2
24	PROVIDENCE *	W, 4-1
30	QUINNIPIAC	W, 4-1

NOVEMBER

7	BOSTON UNIVERSITY	L, 4-6
8	VERMONT	L, 1-3
14	NEW HAMPSHIRE *	W, 8-3
15	at Massachusetts *	W, 2-0
21	PROVIDENCE *	W, 6-1
22	NORTHEASTERN *	L, 3-4
25	at Merrimack *	W, 3-1
29	RIT	W, 6-3

DECEMBER

5	NEW HAMPSHIRE *	L, 0-2
6	at New Hampshire *	L, 2-3
12	at Boston University *	L, 2-3

JANUARY

2	vs. Minnesota Duluth >	L, 1-2
3	vs. Union >	L, 1-2
10	at Providence *	L, 2-4
16	at Boston College * (NESN) W, 4-3 OT	
17	MASSACHUSETTS *	L, 3-4
22	MERRIMACK *	W, 3-2
24	at Merrimack *	W, 3-2
30	at Maine *	W, 3-2

FEBRUARY

6	at Boston University *	7pm
7	at Massachusetts *	7pm
13	at Boston College *	7pm
14	BOSTON COLLEGE *	7pm
20	at Vermont *	7pm
21	at Vermont *	7pm
27	at Northeastern *	7pm
28	NORTHEASTERN *	7pm

MARCH

6	MAINE *	7pm
7	MAINE *	7pm

> - Shillelagh Tournament (Hoffman Estates, Ill.)



Merrimack
5-16-3
(2-142 HEA)

OCTOBER

4 MCGILL (exh) L, 1-2
11 ROBERT MORRIS W, 3-1
17 at Boston University* L, 2-5
18 at Army W, 1-0
25 at Niagara L, 0-1
26 at Canisius T, 1-1 OT
30 at Boston College* L, 1-3
31 BOSTON COLLEGE* L, 3-4 OT

NOVEMBER

8 MASSACHUSETTS* W, 3-1
14 BOSTON COLLEGE* T, 5-5 OT
16 at Vermont* L, 1-2
21 at Maine* L, 1-2
22 at Maine* T, 1-1 OT
25 UMASS-LOWELL* L, 1-3
29 at New Hampshire* W, 4-3

DECEMBER

7 MAINE* L, 2-3
29 vs. Quinnipiac + L, 3-4 OT
30 vs. UConn + W, 5-2

JANUARY

3 U.S. U-18 TEAM (exh) W, 4-2
9 at Northeastern* L, 1-2
10 NORTHEASTERN* L, 1-2
16 BOSTON UNIVERSITY* L, 1-4
22 at UMass-Lowell* L, 2-3
24 UMASS-LOWELL* L, 2-3
30 BOSTON UNIVERSITY* L, 1-3
31 at Providence* L, 3-5

FEBRUARY

6 at Northeastern* 7pm
7 BROWN 7pm
13 VERMONT* 7pm
14 VERMONT* 7pm
21 PROVIDENCE* 7pm
22 at Providence* (ESPNU) 4pm
27 NEW HAMPSHIRE* 7pm
28 at New Hampshire* (NESN) 7:30pm

MARCH

6 MASSACHUSETTS* 7pm
7 at Massachusetts* 7pm



New Hampshire
12-8-4
(8-6-3 HEA)

OCTOBER

4 ST. FRANCIS XAVIER (exh) W, 8-4
11 WISCONSIN W, 5-1
17 RENSSELAER W, 1-0
19 BOSTON U. * (ESPNU) W, 2-1
24 MASSACHUSETTS* T, 1-1 OT
26 at St. Lawrence L, 1-4
31 NORTHEASTERN* (CN8) W, 4-2

NOVEMBER

1 at Northeastern* T, 2-2 OT
7 at Minnesota T, 2-2 OT
8 at Minnesota (FSN-North) L, 2-6
14 at UMass-Lowell* L, 3-8
15 at Boston College* L, 6-8
21 at Northeastern* L, 2-3
22 PROVIDENCE* W, 4-3
29 MERRIMACK* L, 3-4

DECEMBER

5 at UMass-Lowell* W, 2-0
6 UMASS-LOWELL* W, 3-2
11 HOLY CROSS W, 9-4

JANUARY

4 at Maine* (ESPNU) W, 5-4
9 at Massachusetts* T, 2-2 OT
10 MASSACHUSETTS* W, 3-2 OT
17 vs. Dartmouth \$ W, 6-4
23 at Boston U. * (NESN) L, 0-5
24 BOSTON U. * (NESN) L, 1-3
30 VERMONT* W, 3-2

FEBRUARY

6 MAINE* (NESN) 7:30pm
7 MAINE* \$ 7pm
13 PROVIDENCE* 7pm
14 at Providence* 7pm
20 BOSTON COLLEGE* (NESN) 7:30pm
21 at Boston College* 7pm
27 at Merrimack* 7pm
28 MERRIMACK* (NESN) 7:30pm

MARCH

6 at Vermont* 7pm
7 at Vermont* 7pm

\$ --- Played at Verizon Wireless Arena in Manchester, NH



Northeastern
17-6-2
(13-4-1 HEA)

OCTOBER

10 vs. Alaska & T, 2-2 OT
11 at Alaska-Anchorage & W, 4-2
17 at Providence* W, 4-0
18 BOSTON COLLEGE* W, 4-3
24 at Maine* W, 1-0
25 at Maine* W, 2-1
31 at New Hampshire* L, 2-4

NOVEMBER

1 NEW HAMPSHIRE* T, 2-2 OT
8 BENTLEY W, 4-1
14 at Vermont* W, 5-3
16 at Boston University* L, 0-3
21 NEW HAMPSHIRE* W, 3-2
22 at UMass-Lowell* W, 4-3
28 vs. Princeton ~ L, 3-5
29 vs. Rensselaer ~ W, 5-1

DECEMBER

5 MAINE* W, 3-2 OT

JANUARY

2 vs. Western Michigan = W, 3-1
3 vs. Minnesota = L, 2-3 OT
9 MERRIMACK* W, 2-1
10 at Merrimack* W, 2-1
16 VERMONT* W, 3-2
17 VERMONT* L, 2-4
23 at Providence* W, 3-1
24 PROVIDENCE* W, 6-3
30 at Massachusetts* L, 4-6

FEBRUARY

2 vs. Boston College (BP, NESN) 8pm
6 MERRIMACK* 7pm
9 vs. Boston U./Harvard (BP) 5pm
13 at Massachusetts* 7pm
14 MASSACHUSETTS* 7pm
20 at Boston University* 7pm
21 BOSTON UNIVERSITY* 7pm
27 UMASS-LOWELL* 7pm
28 at UMass-Lowell* 7pm

MARCH

6 BOSTON COLLEGE* (NESN) 7:30pm
7 at Boston College* 7pm

& - Kendall Hockey Classic (Anchorage, Alaska)
~ - Rensselaer Holiday Hockey Tournament (Troy, NY)
- - Dodge Holiday Classic (Minneapolis, MN)



Providence
7-14-3
(4-10-3 HEA)

OCTOBER

17 NORTHEASTERN* L, 0-4
18 BOWLING GREEN W, 4-3
24 at UMass-Lowell* L, 1-4
25 at Holy Cross W, 6-4
31 at Massachusetts* L, 4-9

NOVEMBER

1 MASSACHUSETTS* L, 1-5
7 VERMONT* T, 2-2 OT
8 NOTRE DAME L, 1-4
14 MAINE* L, 2-3
15 MAINE* L, 0-3
21 at UMass-Lowell* L, 1-6
22 at New Hampshire* L, 3-4
28 DARTMOUTH L, 2-4
29 at Union L, 2-4

DECEMBER

5 at Quinnipiac (NESN) L, 2-5
9 at Brown (M) W, 4-3

JANUARY

10 UMASS-LOWELL* W, 4-2
13 at Boston University* W, 4-2
16 at Massachusetts* W, 5-4
18 at Maine* T, 2-2 OT
23 NORTHEASTERN* L, 1-3
24 at Northeastern* L, 3-6
30 BOSTON COLLEGE* (NESN) T, 2-2 OT
31 MERRIMACK* W, 5-3

FEBRUARY

6 at Vermont* 7pm
7 at Vermont* 7pm
13 at New Hampshire* 7pm
14 NEW HAMPSHIRE* 7pm
21 at Merrimack* 7pm
22 MERRIMACK* (ESPNU) 4pm
27 at Boston College* 7pm
28 BOSTON COLLEGE* 7pm

MARCH

6 BOSTON UNIVERSITY* 7pm
8 at Boston University* 2pm

(M) - Mayor's Cup
* - Hockey East Conference Games



Vermont
14-6-4
(9-5-3 HEA)

OCTOBER

5 MCGILL (exh) W, 3-2
11 vs. Rensselaer* W, 4-1
17 MIAMI W, 4-3
18 MIAMI T, 3-3 OT
24 at Boston College* (ESPNU) L, 2-3

NOVEMBER

1 BOSTON UNIVERSITY* L, 2-7
2 at Dartmouth W, 3-2 OT
7 at Providence* T, 2-2 OT
8 at UMass-Lowell* W, 3-1
14 NORTHEASTERN* L, 3-5
16 MERRIMACK* W, 2-1
21 at Boston University* W, 4-3
22 at Boston University* W, 4-3
25 at Massachusetts* W, 4-3 OT
29 MAINE W, 3-2

DECEMBER

5 U.S. UNDER-18 TEAM (exh) W, 6-4
13 at St. Lawrence L, 3-4

JANUARY

2 COLGATE (C) W, 6-4
3 ST. LAWRENCE (C) W, 4-0
9 BOSTON COLLEGE* (NESN) T, 3-3 OT
10 BOSTON COLLEGE* W, 4-2
16 at Northeastern* L, 1-3
17 at Northeastern* W, 4-2
23 MASSACHUSETTS* W, 2-1
24 MASSACHUSETTS* T, 1-1 OT
30 at New Hampshire L, 2-3

FEBRUARY

6 PROVIDENCE* 7pm
7 PROVIDENCE* 7pm
13 at Merrimack* 7pm
14 at Merrimack* 7pm
20 UMASS-LOWELL* 7pm
21 UMASS-LOWELL* 7pm
27 at Maine* 7pm
28 at Maine* 7pm

MARCH

6 NEW HAMPSHIRE* 7pm
7 NEW HAMPSHIRE* 7pm

* - Pavilion de la Jeunesse (Quebec City)
(C) - Catamount Cup (Burlington, VT)
* - Hockey East Conference Games

+ - UConn Hockey Classic (Storrs, CT)
+ - indicates overtime
Home games in CAPS
Hockey East games in bold

Hockey East Overall Scoring Leaders

Scoring

				GP	G-A-P	PPG	PIM	PP	SH	GW	HT	+/-	NHL	
1	Colin Wilson	BU	SO	F	23	9-23-32	1.39	12/32	4	0	3	0	+9	NSH
2	James Marcou	UM	SO	F	26	8-23-31	1.19	11/22	2	0	1	0	+11	
3	Brock Bradford	BC	SR	F	23	17-12-29	1.26	5/10	6	1	3	1	+4	BOS
4	James van Riemsdyk	UNH	SO	F	23	9-18-27	1.17	11/33	4	1	1	0	+7	PHI
5	Viktor StAlberg	UVM	JR	F	24	15-11-26	1.08	9/18	6	1	0	0	+1	TOR
6	Chris Higgins	BU	SR	F	23	11-14-25	1.09	13/26	3	1	2	0	+3	
	Ryan Ginand	NU	SR	F	25	17-8-25	1.00	14/28	8	1	3	1	+2	
8	Peter Lenes	UVM	SR	F	24	10-14-24	1.00	5/10	2	0	2	0	+5	
	Wade MacLeod	NU	SO	F	25	10-14-24	0.96	4/8	4	0	2	0	+5	
	Casey Wellman	UM	FR	F	26	8-16-24	0.92	5/18	3	0	1	0	+16	
11	Brian Gibbons	BC	SO	F	23	7-16-23	1.00	17/42	3	1	0	0	+6	
	Alex Berry	UM	SR	F	24	10-13-23	0.96	14/47	0	1	2	0	+13	TOR
	Nick Bonino	BU	SO	F	24	7-16-23	0.96	8/16	2	0	1	0	+9	SJS
14	Cory Quirk	UM	SR	F	26	8-14-22	0.85	7/14	2	1	0	0	+5	
15	Matt Bergland	PC	FR	F	24	7-14-21	0.88	11/22	3	0	2	0	-4	
	Chris Connolly	BU	FR	F	25	7-14-21	0.84	3/6	2	1	3	0	+8	
17	Colby Cohen	BU	SO	D	23	3-17-20	0.87	9/29	3	0	0	0	+6	COA
	Gustav Nyquist	ME	FR	F	26	9-11-20	0.77	9/18	3	1	1	0	-1	DET
19	Jason Lawrence	BU	SR	F	24	11-8-19	0.79	14/28	9	0	3	0	+5	
	Maurly Edwards	UML	SO	D	24	8-11-19	0.79	11/22	5	0	0	0	+3	
	Peter LeBlanc	UNH	JR	F	24	8-11-19	0.79	3/6	0	0	2	0	+8	CHI
22	9 Players Tied With					18 Points								

Defenseman Scoring

				GP	G-A-P	PPG	PIM	PP	SH	GW	HT	+/-	NHL	
1	Colby Cohen	BU	SO	D	23	3-17-20	0.87	9/29	3	0	0	0	+6	COA
2	Maurly Edwards	UML	SO	D	24	8-11-19	0.79	11/22	5	0	0	0	+3	
3	Matt Taormina	PC	SR	D	24	4-14-18	0.75	5/10	0	0	1	0	-1	
	Jeremy Dehner	UML	JR	D	24	2-16-18	0.75	6/12	1	0	0	0	-3	
5	Kevin Kapstad	UNH	SR	D	24	1-16-17	0.71	15/30	1	0	0	0	+9	
	Matt Gilroy	BU	SR	D	25	5-12-17	0.68	4/8	3	0	2	0	+10	
7	Kevin Shattenkirk	BU	SO	D	23	5-10-15	0.65	12/24	2	1	1	0	+12	COA
	Justin Braun	UM	JR	D	26	6-9-15	0.58	9/26	1	2	0	0	+7	SJS
9	David Warsofsky	BU	FR	D	25	0-14-14	0.56	8/16	0	0	0	0	+14	STL
10	Nick Schaus	UML	JR	D	24	2-11-13	0.54	14/28	2	0	1	0	+2	
11	Jeff Dimmen	ME	SO	D	25	5-6-11	0.44	13/37	1	1	3	0	+5	
12	Will O'Neill	ME	FR	D	22	2-8-10	0.45	18/47	1	0	0	0	-1	ATL
	Karl Stollery	MC	FR	D	24	2-8-10	0.42	10/20	1	0	0	0	+1	
	David Strathman	NU	JR	D	24	1-9-10	0.42	11/33	0	0	0	0	+4	
	Matt Duffy	ME	SR	D	26	5-5-10	0.38	14/28	3	0	1	0	-7	FLA

Freshman Scoring

				GP	G-A-P	PPG	PIM	PP	SH	GW	HT	+/-	NHL	
1	Casey Wellman	UM	FR	F	26	8-16-24	0.92	5/18	3	0	1	0	+16	
2	Matt Bergland	PC	FR	F	24	7-14-21	0.88	11/22	3	0	2	0	-4	
	Chris Connolly	BU	FR	F	25	7-14-21	0.84	3/6	2	1	3	0	+8	
4	Gustav Nyquist	ME	FR	F	26	9-11-20	0.77	9/18	3	1	1	0	-1	DET
5	David Vallorani	UML	FR	F	24	4-13-17	0.71	1/2	2	0	0	0	E	
6	Brian Flynn	ME	FR	F	25	8-8-16	0.64	2/4	3	0	1	0	+1	
	Alex Tuckerman	NU	FR	F	25	5-11-16	0.64	12/27	1	0	1	0	+6	
8	Steve Quailer	NU	FR	F	25	6-9-15	0.60	5/10	1	0	0	0	+2	MON
9	David Warsofsky	BU	FR	D	25	0-14-14	0.56	8/16	0	0	0	0	+14	STL
10	Jesse Todd	MC	FR	F	24	5-8-13	0.54	4/8	1	0	1	0	+3	
11	Spencer Abbott	ME	FR	F	25	4-8-12	0.48	4/8	3	0	0	0	-11	
12	Barry Almeida	BC	FR	F	22	5-6-11	0.50	2/4	1	0	1	0	-1	
13	Steve Moses	UNH	FR	F	21	2-8-10	0.48	1/2	0	0	0	0	+1	
	Jimmy Hayes	BC	FR	F	22	6-4-10	0.45	4/8	1	0	1	1	-1	TOR
	Will O'Neill	ME	FR	D	22	2-8-10	0.45	18/47	1	0	0	0	-1	ATL
	Vinny Saponari	BU	FR	F	24	5-5-10	0.42	7/25	0	0	1	0	+10	ATL
	Karl Stollery	MC	FR	D	24	2-8-10	0.42	10/20	1	0	0	0	+1	

Hockey East Overall Scoring Leaders

Goal Scoring

				GP	GPG	G
1 Brock Bradford	BC	SR	F	23	0.74	17
Ryan Ginand	NU	SR	F	25	0.68	17
3 Mike Sislo	UNH	SO	F	24	0.62	15
Viktor StÅlberg	UVM	JR	F	24	0.62	15
5 Kory Falite	UML	JR	F	23	0.52	12
6 Chris Higgins	BU	SR	F	23	0.48	11
Jason Lawrence	BU	SR	F	24	0.46	11
Brandon Yip	BU	SR	F	25	0.44	11
9 Alex Berry	UM	SR	F	24	0.42	10
Peter Lenes	UVM	SR	F	24	0.42	10
Wade MacLeod	NU	SO	F	25	0.40	10
12 Colin Wilson	BU	SO	F	23	0.39	9
James van Riemsdyk	UNH	SO	F	23	0.39	9
John Cavanagh	PC	JR	C	24	0.38	9
Justin Milo	UVM	SO	F	24	0.38	9
Gustav Nyquist	ME	FR	F	26	0.35	9
Chris Davis	UM	SR	F	26	0.35	9

Assist Scoring

				GP	APG	A
1 Colin Wilson	BU	SO	F	23	1.00	23
James Marcou	UM	SO	F	26	0.88	23
3 James van Riemsdyk	UNH	SO	F	23	0.78	18
4 Colby Cohen	BU	SO	D	23	0.74	17
5 Brian Gibbons	BC	SO	F	23	0.70	16
Nick Bonino	BU	SO	F	24	0.67	16
Jeremy Dehner	UML	JR	D	24	0.67	16
Kevin Kapstad	UNH	SR	D	24	0.67	16
Dean Strong	UVM	SR	F	24	0.67	16
Casey Wellman	UM	FR	F	26	0.62	16
11 10 Players Tied With						14

Power Play Goals

				GP	GPG	G
1 Jason Lawrence	BU	SR	F	24	0.38	9
2 Ryan Ginand	NU	SR	F	25	0.32	8
3 Brock Bradford	BC	SR	F	23	0.26	6
Kory Falite	UML	JR	F	23	0.26	6
Viktor StÅlberg	UVM	JR	F	24	0.25	6
6 Maury Edwards	UML	SO	D	24	0.21	5
7 Colin Wilson	BU	SO	F	23	0.17	4
James van Riemsdyk	UNH	SO	F	23	0.17	4
Pierce Norton	PC	SR	F	23	0.17	4
Chris Barton	MC	SO	F	24	0.17	4
Mike Sislo	UNH	SO	F	24	0.17	4
Justin Milo	UVM	SO	F	24	0.17	4
Brandon Yip	BU	SR	F	25	0.16	4
Wade MacLeod	NU	SO	F	25	0.16	4
Christopher Hahn	ME	SR	F	26	0.15	4
Chris Davis	UM	SR	F	26	0.15	4

Power Play Points

				GP	PPG	G-A-P
1 Colin Wilson	BU	SO	F	23	0.74	4-13-13
2 Colby Cohen	BU	SO	D	23	0.57	3-10-13
Viktor StÅlberg	UVM	JR	F	24	0.54	6-7-13
4 Wade MacLeod	NU	SO	F	25	0.48	4-8-12
5 Pierce Norton	PC	SR	F	23	0.48	4-7-11
Chris Higgins	BU	SR	F	23	0.48	3-8-11
Maury Edwards	UML	SO	D	24	0.46	5-6-11
Ryan Ginand	NU	SR	F	25	0.44	8-3-11
Christopher Hahn	ME	SR	F	26	0.42	4-7-11
10 7 Players Tied With						10 Points

Shorthanded Goals

				GP	GPG	G
1 Mike Sislo	UNH	SO	F	24	0.08	2
Joe Vitale	NU	SR	F	24	0.08	2
Tyler McNeely	NU	SO	F	25	0.08	2
Justin Braun	UM	JR	D	26	0.08	2
5 23 Players Tied With						1

Game-Winning Goals

				GP	GPG	G
1 Will Ortiz	UM	JR	F	21	0.14	3
Brock Bradford	BC	SR	F	23	0.13	3
Colin Wilson	BU	SO	F	23	0.13	3
Kory Falite	UML	JR	F	23	0.13	3
Blake Kessel	UNH	FR	D	23	0.13	3
Jason Lawrence	BU	SR	F	24	0.12	3
Corey Carlson	UVM	SR	F	24	0.12	3
Justin Milo	UVM	SO	F	24	0.12	3
Chris Connolly	BU	FR	F	25	0.12	3
Jeff Dimmen	ME	SO	D	25	0.12	3
Ryan Ginand	NU	SR	F	25	0.12	3

Plus-Minus

				GP	+/-
1 Casey Wellman	UM	FR	F	26	+16
2 Josh Burrows	UVM	SO	D	24	+14
David Warsofsky	BU	FR	D	25	+14
4 Alex Berry	UM	SR	F	24	+13
5 Kevin Shattenkirk	BU	SO	D	23	+12
6 James Marcou	UM	SO	F	26	+11
7 T.J. Syner	UM	FR	F	19	+10
Vinny Saponari	BU	FR	F	24	+10
John Wessbecker	UM	SR	D	24	+10
Matt Gilroy	BU	SR	D	25	+10
Jim Driscoll	NU	JR	D	25	+10

Hat Tricks

				GP	HT
1 Jimmy Hayes	BC	FR	F	22	1
Brock Bradford	BC	SR	F	23	1
Kory Falite	UML	JR	F	23	1
Scott Campbell	UML	SO	F	24	1
Mike Sislo	UNH	SO	F	24	1
Greg Costa	NU	JR	F	24	1
Ryan Ginand	NU	SR	F	25	1

Hockey East Overall Goaltending Leaders

Goals Against Average

			GP	Minutes	GA	GAA	Record	SO	Saves	Save %	NHL	
1	Kieran Millan	BU	FR	17	1022:46	25	1.47	15-1-1	2	371	.937	
2	Carter Hutton	UML	JR	12	661:36	22	2.00	5-6-0	1	256	.921	
3	Brad Thiessen	NU	JR	25	1512:06	52	2.06	17-6-2	2	739	.934	
4	Paul Dainton	UM	SO	16	936:19	34	2.18	8-7-1	0	374	.917	
5	Scott Darling	ME	FR	18	1072:50	39	2.18	8-7-3	2	418	.915	
6	Rob Madore	UVM	FR	15	916:51	34	2.23	8-4-3	1	384	.919	
7	Nevin Hamilton	UML	JR	12	690:47	27	2.35	6-5-0	1	309	.920	
8	Dan Meyers	UM	JR	11	636:37	26	2.45	3-5-2	1	296	.919	
9	Joe Cannata	MC	FR	14	809:54	34	2.52	3-7-3	1	349	.911	
10	Brian Foster	UNH	JR	21	1237:21	54	2.62	11-6-3	2	563	.912	FLA
11	John Muse	BC	SO	23	1409:50	64	2.72	11-8-4	1	619	.906	
12	Andrew Braithwaite	MC	JR	12	640:23	30	2.81	2-9-0	0	266	.899	
13	Mike Spillane	UVM	JR	9	543:36	26	2.87	6-2-1	0	208	.889	
14	Alex Beaudry	PC	FR	8	486:56	24	2.96	4-2-2	0	254	.914	
15	Justin Gates	PC	FR	13	645:54	41	3.81	2-9-1	0	237	.853	

Save Percentage

			GP	Minutes	GA	GAA	Record	SO	Saves	Save %	NHL	
1	Kieran Millan	BU	FR	17	1022:46	25	1.47	15-1-1	2	371	.937	
2	Brad Thiessen	NU	JR	25	1512:06	52	2.06	17-6-2	2	739	.934	
3	Carter Hutton	UML	JR	12	661:36	22	2.00	5-6-0	1	256	.921	
4	Nevin Hamilton	UML	JR	12	690:47	27	2.35	6-5-0	1	309	.920	
5	Dan Meyers	UM	JR	11	636:37	26	2.45	3-5-2	1	296	.919	
6	Rob Madore	UVM	FR	15	916:51	34	2.23	8-4-3	1	384	.919	
7	Paul Dainton	UM	SO	16	936:19	34	2.18	8-7-1	0	374	.917	
8	Scott Darling	ME	FR	18	1072:50	39	2.18	8-7-3	2	418	.915	
9	Alex Beaudry	PC	FR	8	486:56	24	2.96	4-2-2	0	254	.914	
10	Brian Foster	UNH	JR	21	1237:21	54	2.62	11-6-3	2	563	.912	FLA
11	Joe Cannata	MC	FR	14	809:54	34	2.52	3-7-3	1	349	.911	
12	John Muse	BC	SO	23	1409:50	64	2.72	11-8-4	1	619	.906	
13	Andrew Braithwaite	MC	JR	12	640:23	30	2.81	2-9-0	0	266	.899	
14	Mike Spillane	UVM	JR	9	543:36	26	2.87	6-2-1	0	208	.889	
15	Justin Gates	PC	FR	13	645:54	41	3.81	2-9-1	0	237	.853	

Saves

			GP	SVS/G	Saves	Shutouts			GP	Shutouts		
1	Brad Thiessen	NU	JR	25	29.6	739	1	Kieran Millan	BU	FR	17	2
2	John Muse	BC	SO	23	26.9	619		Scott Darling	ME	FR	18	2
3	Brian Foster	UNH	JR	21	26.8	563		Brian Foster	UNH	JR	21	2
4	Scott Darling	ME	FR	18	23.2	418		Brad Thiessen	NU	JR	25	2
5	Rob Madore	UVM	FR	15	25.6	384	5	Dan Meyers	UM	JR	11	1
6	Paul Dainton	UM	SO	16	23.4	374		Nevin Hamilton	UML	JR	12	1
7	Kieran Millan	BU	FR	17	21.8	371		Carter Hutton	UML	JR	12	1
8	Joe Cannata	MC	FR	14	24.9	349		Joe Cannata	MC	FR	14	1
9	Nevin Hamilton	UML	JR	12	25.8	309		Rob Madore	UVM	FR	15	1
10	Dan Meyers	UM	JR	11	26.9	296		John Muse	BC	SO	23	1
11	Andrew Braithwaite	MC	JR	12	22.2	266						
12	Carter Hutton	UML	JR	12	21.3	256						
13	Alex Beaudry	PC	FR	8	31.8	254						
14	Justin Gates	PC	FR	13	18.2	237						
15	Mike Spillane	UVM	JR	9	23.1	208						
16	Dave Wilson	ME	JR	9	22.9	206						
17	Grant Rollheiser	BU	FR	8	18.6	149						
18	Chris Mannix	PC	SR	6	21.8	131						
19	Matt DiGirolamo	UNH	FR	5	17.0	85						
20	T.J. Massie	UML	FR	2	17.5	35						

Hockey East Overall Team Stats



TEAM OFFENSE

Team	Games	Goals	G/GM
1 Boston University	25	93	3.72
2 Boston College	23	75	3.26
3 Northeastern	25	79	3.16
4 Massachusetts	26	78	3.00
New Hampshire	24	72	3.00
Vermont	24	72	3.00
7 UMass Lowell	24	70	2.92
8 Providence	24	61	2.54
9 Maine	26	59	2.27
10 Merrimack	24	48	2.00

TEAM DEFENSE

Team	Games	Goals	G/GM
1 Boston University	25	47	1.88
2 Northeastern	25	55	2.20
3 UMass Lowell	24	56	2.33
4 Maine	26	62	2.38
Massachusetts	26	62	2.38
6 Vermont	24	61	2.54
7 Merrimack	24	64	2.67
8 Boston College	23	66	2.87
9 New Hampshire	24	73	3.04
10 Providence	24	91	3.79



POWER PLAY

Team	Totals	SHA	PP %
1 Boston University	34/143	4	23.8
2 Vermont	25/121	5	20.7
3 UMass Lowell	25/126	2	19.8
4 Maine	27/152	2	17.8
5 Boston College	24/141	5	17.0
Northeastern	24/141	2	17.0
7 Massachusetts	18/120	4	15.0
8 New Hampshire	19/136	2	14.0
9 Providence	16/118	4	13.6
10 Merrimack	11/115	1	9.6

PENALTY KILL

Team	Totals	SHF	PK %
1 Boston University	137/154	4	89.0
2 Maine	119/134	3	88.8
3 Northeastern	123/139	6	88.5
4 Massachusetts	101/118	4	85.6
5 UMass Lowell	94/110	2	85.5
6 Boston College	104/123	4	84.6
7 Merrimack	123/151	1	81.5
8 New Hampshire	106/131	3	80.9
9 Vermont	110/138	3	79.7
10 Providence	81/112	1	72.3



PENALTY MINUTES

Team	Games	PIM	PIM/G
1 Boston University	25	472	18.9
2 Northeastern	25	465	18.6
3 New Hampshire	24	424	17.7
4 Boston College	23	400	17.4
5 Merrimack	24	396	16.5
6 Maine	26	397	15.3
7 Vermont	24	347	14.5
8 Massachusetts	26	372	14.3
9 UMass Lowell	24	329	13.7
10 Providence	24	290	12.1

SHOTS ON GOAL

Team	Games	SOG	SOG/G
1 New Hampshire	24	814	33.9
2 Boston University	25	786	31.4
3 Massachusetts	26	800	30.8
4 Providence	24	733	30.5
5 Boston College	23	696	30.3
6 UMass Lowell	24	694	28.9
7 Northeastern	25	698	27.9
8 Vermont	24	663	27.6
9 Maine	26	708	27.2
10 Merrimack	24	644	26.8



SCORING BY PERIOD

Team	1st	2nd	3rd	OT	Total
1 Boston University	30	31	32	0	93
2 Northeastern	21	29	28	1	79
3 Massachusetts	24	25	28	1	78
4 Boston College	26	24	23	2	75
5 New Hampshire	19	24	28	1	72
Vermont	19	25	26	2	72
7 UMass Lowell	19	24	26	1	70
8 Providence	14	24	23	0	61
9 Maine	18	25	16	0	59
10 Merrimack	14	15	19	0	48

GOALS ALLOWED BY PERIOD

Team	1st	2nd	3rd	OT	Total
1 Boston University	14	17	16	0	47
2 Northeastern	14	16	24	1	55
3 UMass Lowell	11	18	27	0	56
4 Vermont	18	19	24	0	61
5 Maine	20	18	22	2	62
Massachusetts	18	22	20	2	62
7 Merrimack	25	17	20	2	64
8 Boston College	19	26	19	2	66
9 New Hampshire	18	27	28	0	73
10 Providence	22	40	29	0	91



SPECIAL TEAMS NET

Team	PPF	SHA	PP NET	PPA	SHF	SH NET	ST NET
1 Boston University	34	4	+30	17	4	-13	+17
2 Maine	27	2	+25	15	3	-12	+13
3 Northeastern	24	2	+22	16	6	-10	+12
4 UMass Lowell	25	2	+23	16	2	-14	+9
5 Boston College	24	5	+19	19	4	-15	+4
6 Massachusetts	18	4	+14	17	4	-13	+1
7 New Hampshire	19	2	+17	25	3	-22	-5
Vermont	25	5	+20	28	3	-25	-5
9 Merrimack	11	1	+10	28	1	-27	-17
10 Providence	16	4	+12	31	1	-30	-18



Hockey East Conference Scoring Leaders

Goal Scoring

				GP	GPG	G	Assist Scoring				GP	APG	A		
1	Ryan Ginand	NU	SR	F	18	0.72	13	1	Colin Wilson	BU	SO	F	18	1.00	18
2	Viktor StÅlberg	UVM	JR	F	17	0.71	12	2	James Marcou	UM	SO	F	17	1.00	17
	Brock Bradford	BC	SR	F	18	0.67	12	3	Colby Cohen	BU	SO	D	17	0.94	16
4	Chris Higgins	BU	SR	F	16	0.62	10	4	Jeremy Dehner	UML	JR	D	17	0.76	13
5	Mike Siso	UNH	SO	F	17	0.53	9	5	Wade MacLeod	NU	SO	F	18	0.67	12
6	Alex Berry	UM	SR	F	16	0.50	8	6	James van Riemsdyk	UNH	SO	F	16	0.69	11
	Kory Falite	UML	JR	F	16	0.50	8		Casey Wellman	UM	FR	F	17	0.65	11
8	Maury Edwards	UML	SO	D	17	0.41	7		Kevin Kapstad	UNH	SR	D	17	0.65	11
	Rob Ricci	MC	JR	F	17	0.41	7		Brian Gibbons	BC	SO	F	18	0.61	11
	Kyle Kucharski	BC	SR	F	18	0.39	7		Joe Vitale	NU	SR	F	18	0.61	11
	Brandon Yip	BU	SR	F	18	0.39	7	11	Maury Edwards	UML	SO	D	17	0.59	10
12	9 Players Tied With						6		Peter LeBlanc	UNH	JR	F	17	0.59	10
									Dean Strong	UVM	SR	F	17	0.59	10
									Nick Bonino	BU	SO	F	18	0.56	10
								15	7 Players Tied With						9

Power Play Goals

				GP	GPG	G	Power Play Points			GP	PPG	G-A-P			
1	Ryan Ginand	NU	SR	F	18	0.44	8	1	Colby Cohen	BU	SO	D	17	0.71	2-10-12
2	Viktor StÅlberg	UVM	JR	F	17	0.29	5		Colin Wilson	BU	SO	F	18	0.67	2-10-12
	Jason Lawrence	BU	SR	F	18	0.28	5	3	Ryan Ginand	NU	SR	F	18	0.61	8-3-11
4	Kory Falite	UML	JR	F	16	0.25	4		Wade MacLeod	NU	SO	F	18	0.61	3-8-11
	Maury Edwards	UML	SO	D	17	0.24	4	5	Viktor StÅlberg	UVM	JR	F	17	0.53	5-4-9
	Brock Bradford	BC	SR	F	18	0.22	4		Maury Edwards	UML	SO	D	17	0.53	4-5-9
7	Paul Carey	BC	FR	F	13	0.23	3	7	Pierce Norton	PC	SR	F	16	0.50	3-5-8
	Chris Higgins	BU	SR	F	16	0.19	3		Kevin Kapstad	UNH	SR	D	17	0.47	1-7-8
	Pierce Norton	PC	SR	F	16	0.19	3		Joe Vitale	NU	SR	F	18	0.44	1-7-8
	Matt Duffy	ME	SR	D	17	0.18	3	10	8 Players Tied With						7 Points
	Spencer Abbott	ME	FR	F	17	0.18	3								
	Casey Wellman	UM	FR	F	17	0.18	3								
	Ben Smith	BC	JR	F	18	0.17	3								
	Brandon Yip	BU	SR	F	18	0.17	3								
	Chris Barton	MC	SO	F	18	0.17	3								
	Wade MacLeod	NU	SO	F	18	0.17	3								

Shorthanded Goals

				GP	GPG	G	Game-Winning Goals			GP	GPG	G			
1	Mike Siso	UNH	SO	F	17	0.12	2	1	Kory Falite	UML	JR	F	16	0.19	3
	Joe Vitale	NU	SR	F	18	0.11	2		Corey Carlson	UVM	SR	F	17	0.18	3
	Tyler McNeely	NU	SO	F	18	0.11	2		Chris Connolly	BU	FR	F	18	0.17	3
4	13 Players Tied With						1	4	15 Players Tied With						2

Plus-Minus

				GP	+/-	Hat Tricks			GP	HT			
1	James Marcou	UM	SO	F	17	+9	1	Kory Falite	UML	JR	F	16	1
	Josh Burrows	UVM	SO	D	17	+9		Jimmy Hayes	BC	FR	F	17	1
3	Jim Driscoll	NU	JR	D	18	+8		Brock Bradford	BC	SR	F	18	1
4	Mark Roeböthan	UML	SR	F	14	+7		Ryan Ginand	NU	SR	F	18	1
	Alex Berry	UM	SR	F	16	+7		Greg Costa	NU	JR	F	18	1
	Vinny Saponari	BU	FR	F	17	+7							
	Matt Gilroy	BU	SR	D	18	+7							
	Kevin Shattenkirk	BU	SO	D	18	+7							
	David Warsofsky	BU	FR	D	18	+7							
10	6 Players Tied With					+6							

Hockey East Conference Goaltending Leaders

Goals Against Average

			GP	Minutes	GA	GAA	Record	SO	Saves	Save %	NHL	
1	Kieran Millan	BU	FR	13	782:53	20	1.53	11-1-1	2	277	.933	
2	Paul Dainton	UM	SO	11	644:22	21	1.96	6-4-1	0	285	.931	
3	Brad Thiessen	NU	JR	18	1085:59	38	2.10	13-4-1	2	562	.937	
4	Rob Madore	UVM	FR	11	669:39	25	2.24	6-3-2	0	271	.916	
5	Nevin Hamilton	UML	JR	11	630:51	24	2.28	5-5-0	1	295	.925	
6	Carter Hutton	UML	JR	7	364:59	14	2.30	4-2-0	0	148	.914	
7	Brian Foster	UNH	JR	14	840:41	33	2.36	8-4-2	1	386	.921	FLA
8	Scott Darling	ME	FR	12	702:51	30	2.56	4-6-2	1	269	.900	
9	John Muse	BC	SO	18	1107:22	52	2.82	7-7-4	1	507	.907	
10	Alex Beaudry	PC	FR	8	486:56	24	2.96	4-2-2	0	254	.914	
11	Mike Spillane	UVM	JR	6	363:36	18	2.97	3-2-1	0	154	.895	
12	Joe Cannata	MC	FR	11	625:02	31	2.98	1-7-2	0	260	.893	
13	Dan Meyers	UM	JR	7	397:16	20	3.02	0-4-2	0	202	.910	
14	Andrew Braithwaite	MC	JR	9	459:59	24	3.13	1-7-0	0	206	.896	
15	Justin Gates	PC	FR	8	348:54	24	4.13	0-6-1	0	134	.848	

Save Percentage

			GP	Minutes	GA	GAA	Record	SO	Saves	Save %	NHL	
1	Brad Thiessen	NU	JR	18	1085:59	38	2.10	13-4-1	2	562	.937	
2	Kieran Millan	BU	FR	13	782:53	20	1.53	11-1-1	2	277	.933	
3	Paul Dainton	UM	SO	11	644:22	21	1.96	6-4-1	0	285	.931	
4	Nevin Hamilton	UML	JR	11	630:51	24	2.28	5-5-0	1	295	.925	
5	Brian Foster	UNH	JR	14	840:41	33	2.36	8-4-2	1	386	.921	FLA
6	Rob Madore	UVM	FR	11	669:39	25	2.24	6-3-2	0	271	.916	
7	Alex Beaudry	PC	FR	8	486:56	24	2.96	4-2-2	0	254	.914	
8	Carter Hutton	UML	JR	7	364:59	14	2.30	4-2-0	0	148	.914	
9	Dan Meyers	UM	JR	7	397:16	20	3.02	0-4-2	0	202	.910	
10	John Muse	BC	SO	18	1107:22	52	2.82	7-7-4	1	507	.907	
11	Scott Darling	ME	FR	12	702:51	30	2.56	4-6-2	1	269	.900	
12	Andrew Braithwaite	MC	JR	9	459:59	24	3.13	1-7-0	0	206	.896	
13	Mike Spillane	UVM	JR	6	363:36	18	2.97	3-2-1	0	154	.895	
14	Joe Cannata	MC	FR	11	625:02	31	2.98	1-7-2	0	260	.893	
15	Justin Gates	PC	FR	8	348:54	24	4.13	0-6-1	0	134	.848	

Saves

			GP	SVS/G	Saves	Shutouts			GP	Shutouts		
1	Brad Thiessen	NU	JR	18	31.2	562	1	Kieran Millan	BU	FR	13	2
2	John Muse	BC	SO	18	28.2	507		Brad Thiessen	NU	JR	18	2
3	Brian Foster	UNH	JR	14	27.6	386	3	Nevin Hamilton	UML	JR	11	1
4	Nevin Hamilton	UML	JR	11	26.8	295		Scott Darling	ME	FR	12	1
5	Paul Dainton	UM	SO	11	25.9	285		Brian Foster	UNH	JR	14	1
6	Kieran Millan	BU	FR	13	21.3	277		John Muse	BC	SO	18	1
7	Rob Madore	UVM	FR	11	24.6	271						
8	Scott Darling	ME	FR	12	22.4	269						
9	Joe Cannata	MC	FR	11	23.6	260						
10	Alex Beaudry	PC	FR	8	31.8	254						
11	Andrew Braithwaite	MC	JR	9	22.9	206						
12	Dan Meyers	UM	JR	7	28.9	202						
13	Mike Spillane	UVM	JR	6	25.7	154						
14	Carter Hutton	UML	JR	7	21.1	148						
15	Justin Gates	PC	FR	8	16.8	134						
16	Dave Wilson	ME	JR	6	20.8	125						
17	Grant Rollheiser	BU	FR	5	21.0	105						
18	Matt DiGirolamo	UNH	FR	4	19.8	79						
	Chris Mannix	PC	SR	4	19.8	79						
20	T.J. Massie	UML	FR	1	8.0	8						

Hockey East Conference Team Stats



TEAM OFFENSE

Team	Games	Goals	G/GM
1 Boston University	18	62	3.44
2 Boston College	18	57	3.17
3 UMass Lowell	17	53	3.12
4 Northeastern	18	56	3.11
5 Massachusetts	17	48	2.82
6 New Hampshire	17	46	2.71
7 Vermont	17	45	2.65
8 Providence	17	40	2.35
9 Maine	17	34	2.00
10 Merrimack	18	35	1.94

TEAM DEFENSE

Team	Games	Goals	G/GM
1 Boston University	18	37	2.06
2 Northeastern	18	40	2.22
3 Massachusetts	17	42	2.47
4 UMass Lowell	17	44	2.59
Vermont	17	44	2.59
6 Maine	17	45	2.65
7 Boston College	18	53	2.94
8 Merrimack	18	55	3.06
9 New Hampshire	17	52	3.06
10 Providence	17	64	3.76



POWER PLAY

Team	Totals	SHA	PP %
1 Boston University	23/104	2	22.1
2 Vermont	17/79	3	21.5
3 UMass Lowell	17/82	1	20.7
4 Northeastern	20/103	0	19.4
5 Boston College	19/101	2	18.8
6 Maine	17/96	2	17.7
7 Massachusetts	12/78	3	15.4
8 New Hampshire	14/98	1	14.3
9 Providence	10/85	4	11.8
10 Merrimack	10/92	1	10.9

PENALTY KILL

Team	Totals	SHF	PK %
1 Maine	75/85	2	88.2
2 Boston University	95/108	2	88.0
3 Northeastern	85/97	5	87.6
4 UMass Lowell	72/83	2	86.7
5 Massachusetts	70/81	1	86.4
6 New Hampshire	73/89	3	82.0
7 Boston College	72/88	1	81.8
8 Merrimack	91/115	0	79.1
9 Vermont	73/96	3	76.0
10 Providence	53/76	0	69.7



PENALTY MINUTES

Team	Games	PIM	PIM/G
1 Northeastern	18	346	19.2
2 Boston University	18	334	18.6
3 New Hampshire	17	306	18.0
4 Merrimack	18	314	17.4
5 Boston College	18	304	16.9
6 Maine	17	273	16.1
7 Massachusetts	17	262	15.4
8 Vermont	17	249	14.6
9 UMass Lowell	17	243	14.3
10 Providence	17	199	11.7

SHOTS ON GOAL

Team	Games	SOG	SOG/G
1 New Hampshire	17	574	33.8
2 Boston University	18	571	31.7
3 Massachusetts	17	521	30.6
4 Boston College	18	537	29.8
5 Providence	17	506	29.8
6 UMass Lowell	17	499	29.4
7 Northeastern	18	499	27.7
8 Vermont	17	463	27.2
9 Merrimack	18	472	26.2
10 Maine	17	440	25.9



SCORING BY PERIOD

Team	1st	2nd	3rd	OT	Total
1 Boston University	21	18	23	0	62
2 Boston College	21	20	15	1	57
3 Northeastern	15	18	22	1	56
4 UMass Lowell	12	18	22	1	53
5 Massachusetts	15	17	15	1	48
6 New Hampshire	10	15	20	1	46
7 Vermont	9	17	18	1	45
8 Providence	11	16	13	0	40
9 Merrimack	9	13	13	0	35
10 Maine	9	16	9	0	34

GOALS ALLOWED BY PERIOD

Team	1st	2nd	3rd	OT	Total
1 Boston University	12	13	12	0	37
2 Northeastern	11	12	17	0	40
3 Massachusetts	9	17	14	2	42
4 UMass Lowell	8	13	23	0	44
Vermont	11	17	16	0	44
6 Maine	13	13	18	1	45
7 New Hampshire	12	19	21	0	52
8 Boston College	16	19	16	2	53
9 Merrimack	25	13	16	1	55
10 Providence	15	32	17	0	64



SPECIAL TEAMS NET

Team	PPF	SHA	PP NET	PPA	SHF	SH NET	ST NET
1 Northeastern	20	0	+20	12	5	-7	+13
2 Boston University	23	2	+21	13	2	-11	+10
3 Maine	17	2	+15	10	2	-8	+7
UMass Lowell	17	1	+16	11	2	-9	+7
5 Boston College	19	2	+17	16	1	-15	+2
6 New Hampshire	14	1	+13	16	3	-13	0
7 Massachusetts	12	3	+9	11	1	-10	-1
8 Vermont	17	3	+14	23	3	-20	-6
9 Merrimack	10	1	+9	24	0	-24	-15
10 Providence	10	4	+6	23	0	-23	-17

