



MEN'S WEEKLY RELEASE

Pete Souris
Director of Public Relations
Hockey East Association
 591 North Ave – #2
 Wakefield, MA 01880
 Office: (781) 245-2122
 Cell: (603) 512-1166
 psouris@HockeyEastOnline.com

Celebrating 25 Years of Success

FOR IMMEDIATE RELEASE: MONDAY, DECEMBER 8, 2008

WEEKLY RELEASE #9

NO. 15 UNH SWEEPS LOWELL; NO. 5 BU TAKES THREE POINTS VS. NO. 3 BC ~NU downs Maine in OT; UMass' Cahoon wins No. 300~

WAKEFIELD, Mass. – In an exciting weekend of play, No. 15 New Hampshire swept UMass-Lowell in a home and home series this weekend, while No. 5 Boston University took away three points after its home and home with No. 3 Boston College. No. 8 Northeastern and Maine each picked up two points in the league, while Massachusetts trampled Connecticut 5-1 in non-league play.

BU collected three points against BC this weekend, with a 1-1 tie on Friday, after the Terriers outshot the Eagles 36-22. John Muse (East Falmouth, Mass.) had a 35-save night helping to keep BC in the game. The next night at Conte Forum, BU earned a 3-1 victory behind Pro Ambitions Rookie of the Week Chris Connolly's (Duluth, Minn.) game-winning goal (penalty shot), he also added an assist on Corey Trivino's (Toronto, Ont.) first collegiate goal. Classmate Kieran Millan (Edmonton, Alta.) stopped 39 Eagles shots on the weekend, earning him Pure Hockey Co-Defensive Player of the Week honors.

UNH picked up a pair of league wins, behind Pure Hockey Co-Defensive Player of the Week Brian Foster's (Pembroke, N.H.) second shut out of the season on Friday in a 2-0 victory over UML at Tsongas Arena. Foster stopped all 29 River Hawk shots on the night. The teams were back at it on Saturday, this time in Durham. The Wildcats again came out on top, earning a 3-2 victory over the River Hawks thanks to Blake Kessel's (Verona, Wis.) power play goal with under two minutes to play in regulation. UML goaltender Nevin Hamilton (Ashland, Mass.) stopped 61 shots in the weekend series vs. the Wildcats.

Northeastern picked up another league victory in its last game of 2008. Maine brought the Huskies to overtime after the teams were knotted at two a piece through regulation. Reebok Player of the Week Louis Liotti (Westbury, N.Y.) notched two goals on the night including the game-winner halfway through the extra frame. Husky captain Joe Vitale (St. Louis, Mo.) added two assists on the night, while netminder Scott Darling (Lemont, Ill.) made 23 saves for Maine. The Black Bears continued their roadtrip to Merrimack on Sunday afternoon, where they picked up a 3-2 victory over the Warriors. Will O'Neill (Salem, Mass.) and Chris Hahn (Fort Qu'Appelle, Sask.) each tallied a pair of assists on the day, while MC's Chris Barton (Calgary, Alta.) did the same in the losing effort.

In non-conference action, Massachusetts earned a convincing 5-1 victory over Connecticut Friday night, marking head coach Don Cahoon's 300th career victory. Alex Berry (Danvers, Mass.) notched a short-handed goal, while teammate Chris Davis (Simsbury, Conn.) earned three points on the night, potting a goal and adding two assists. Providence fell to Quinnipiac, 5-2, on Friday in Hamden. Chris Eppich (Surrey, B.C.) and Matt Bergland (Fairbault, Minn.) tallied PC's two goals. No. 12 Vermont picked up a 6-4 win over the USA Under-18 Team in an exhibition game at Gutterson Fieldhouse Friday night. Six Catamounts tallied multiple-point nights, while Corey Carlson (Two Harbors, Minn.) earned a team-high three, on his goal and pair of assists.

Championship Ticket Sales Jump: The TD Banknorth Garden Box Office reports that Hockey East fans purchased twice as many tickets for this year's championships on opening weekend than last year. Tickets went on sale this past Saturday and can be purchased via www.ticketmaster.com or at the TD Banknorth Garden Box Office.

2008-09 HEA STANDINGS

| Rk. | Team | GP | W | L | T | Pts | Overall | Conf. Off. | Conf. Def. |
|-----|-------------------|----|---|---|---|-----|---------|------------|------------|
| 1. | Northeastern | 11 | 8 | 2 | 1 | 17 | 11-3-2 | 3.09 (34) | 2.09 (23) |
| 2. | Vermont | 10 | 6 | 3 | 1 | 13 | 9-3-2 | 2.80 (28) | 2.90 (29) |
| 3. | Boston College | 11 | 5 | 4 | 2 | 12 | 9-5-2 | 3.18 (35) | 2.82 (31) |
| | New Hampshire | 11 | 5 | 4 | 2 | 12 | 7-6-3 | 2.91 (32) | 3.09 (34) |
| 5. | Boston University | 10 | 5 | 4 | 1 | 11 | 10-4-1 | 3.30 (33) | 2.50 (25) |
| | Maine | 10 | 5 | 4 | 1 | 11 | 8-5-1 | 1.90 (19) | 2.00 (20) |
| 7. | UMass-Lowell | 10 | 5 | 5 | 0 | 10 | 8-7-0 | 3.30 (33) | 2.40 (24) |
| 8. | Massachusetts | 9 | 4 | 4 | 1 | 9 | 7-6-1 | 3.00 (27) | 2.22 (20) |
| 9. | Merrimack | 11 | 2 | 7 | 2 | 6 | 4-8-3 | 2.18 (22) | 3.00 (30) |
| 10. | Providence | 9 | 0 | 8 | 1 | 1 | 2-12-1 | 1.56 (14) | 4.44 (40) |

RECENT RESULTS
Friday, December 5
 No. 15 UNH 2 at UMass-Lowell 0*
 at No. 8 Northeastern 3, Maine 2 OT*
 No. 3 BC 1 at No. 5 Boston U. 1 OT*
 at UMass 5, UConn 1
 at Quinnipiac 5, Providence 2
 at No. 12 Vermont 6, U.S. Under-18 Team 4

Saturday, December 6
 No. 5 Boston U. 3 at No. 3 BC 1*
 at No. 15 UNH 3, UMass-Lowell 2*

Sunday, December 7
 Maine 3 at Merrimack 2*

UPCOMING GAMES
Tuesday, December 9
 Providence at Brown (Mayor's Cup)


Thursday, December 11
 Holy Cross at UNH

Friday, December 12
 UMass-Lowell at Boston University*
 Union at Maine (WABI-TV)
 American International at UMass

Saturday, December 13
 Union at Maine
 Vermont at St. Lawrence

* Hockey East game
 All game times are EST, 7pm unless noted
 (Rankings in composite schedule are from USA Today/USA Hockey Magazine Poll)


REEBOK
PLAYER OF THE WEEK



LOUIS LIOTTI
NORTHEASTERN
 Senior Defense; Westbury, N.Y.

Liotti scored twice in the 3-2 overtime win against Maine on Friday night at Matthews Arena, which included the overtime game-winner with 2:31 remaining in the extra frame.


PRO AMBITIONS
ROOKIE OF THE WEEK



CHRIS CONNOLLY
BOSTON UNIVERSITY
 Freshman Forward; Duluth, Minn.


Connolly had the game-winning goal (penalty shot) in the 3-1 victory vs. No. 3 BC on Saturday night at Conte Forum. He also added an assist on the first Terriers goal of the night.

PURE HOCKEY
CO-DEFENSIVE PLAYERS OF THE WEEK



BRIAN FOSTER
NEW HAMPSHIRE
 Junior Goaltender; Pembroke, N.H.

Foster had 48 saves on the weekend in two wins for the Wildcats, including a 29-save shutout on Friday vs. the River Hawks.



KIERAN MILLAN
BOSTON UNIVERSITY
 Freshman Goaltender; Edmonton, Alb.

Millan stopped 39 of 41 shots (.951 save%) in BU's three-point weekend vs. Boston College. He recorded 21 stops on Friday and 18 saves on Saturday night.

HOCKEY EAST WEEKLY TOP PERFORMERS

Chris Barton, MC (So., F, Calgary, Alb.) Assisted on both of Merrimack's goals against Maine.

Bobby Butler, UNH (Jr., F, Marlboro, Mass.) Had three assists during the weekend including two on Saturday night with helpers on the first two goals of the night. He had an assist on the game-winner on Friday night at UMass-Lowell.

Scott Darling, Maine (Fr., G, Lemont, Ill.) Finished with a 2.45 GAA and a .909 save%... Made 23 saves in 3-2 overtime loss to NU on Friday where he stopped 23 shots. Picked up a 3-2 victory over Merrimack on Sunday afternoon where he stopped 27 shots.

Nevin Hamilton, UML (Jr., G, Ashland, Mass.) Made 61 saves in two games for the River Hawks against the Wildcats. Hamilton stopped 33 shots in Friday's game.

Blake Kessel, UNH (Fr., D, Verona, Wis.) Scored the game-winner on Saturday night against UMass-Lowell.

John McCarthy, BU (Sr., F, Andover, Mass.) Opened the scoring in the Terriers' 1-1 tie with BC on Friday with his second goal of the year. Also earned an assist in the 3-1 road win over the Eagles on Saturday.

Gustav Nyquist, Maine (Fr., F, Malmö, Sweden) Had two points on the weekend (1g, 1a), assisted on Maine's 2nd goal which tied the game at 2-2 in Maine's 3-2 overtime loss on Friday at Northeastern.

T.J. Syner, UMass (Fr., F, Springfield, Mass.) Scored his first collegiate goal and added two assists in UMass' 5-1 win over Connecticut.

The 25th Annual HOCKEY EAST CHAMPIONSHIP TOURNAMENT March 20-21, 2009

at the TD Banknorth Garden, Boston, Mass.

**TD Banknorth
GARDEN**

Tickets are ON-SALE NOW!!!

To purchase tickets call (617) 931-2000
visit www.ticketmaster.com or
the TD Banknorth Garden Box Office

CAREER FIRSTS/MILESTONES/WHO'S HOT?

DON "TOOT" CAHOON, UMASS

Earned his 300th win overall as a head coach over UConn

CHRIS EPPICH, PC (SURREY, B.C.)

Recorded his first career goal on Friday at Quinnipiac

JAMES MARCOU, UMASS (KINGS PARK, N.Y.)

Now has 50 career points in 50 career games

MIKE MCLAUGHLIN, NU (SEAFORTH, ONT.)

Tallied his first career point with an assist on on Friday

JOHN MUSE, BC (EAST FALMOUTH, MASS.)

Registered his 60th collegiate starts over the weekend.
Muse is 34-16-10 in his career (2.30 GAA and a .918 save%)

ADAM ROSS, MERRIMACK (RED DEER, ALB.)

Tallied his first career goal in his 47th career game

COREY TRIVINO, BU (TORONTO, ONT.)

Tallied his first career goal in the 3-1 win over BC on Saturday

JAMES VAN RIEMSDYK, UNH (MIDDLETOWN, N.J.)

Has a nine-game scoring streak and has 14 points in that streak
(4g, 10a, 1.55 ppg)

THIS WEEK IN HOCKEY EAST HISTORY

Dec. 9, 1990: Dick Umile officially named head coach at UNH.

Dec. 10, 2005: UMass-Lowell sophomore Peter Vetri stops a school-record 53 shots against 12th-ranked New Hampshire.

HOCKEY EAST THREE STARS LEADERS

At the conclusion of each Hockey East game, the "Three Stars of The Game" are selected. The player earning the most points over the course of the season will be honored at season's end. Here the 08-09 leaders in alphabetical order to date:

| Name | Cl | Pos | School |
|-----------------|-----|-----|----------------|
| Brad Thiessen | Jr. | G | Northeastern |
| Ryan Ginand | Sr. | F | Northeastern |
| Kory Falite | Jr. | F | UMass-Lowell |
| Brian Foster | Jr. | G | New Hampshire |
| Viktor Stålberg | Jr. | F | Vermont |
| Brock Bradford | Sr. | F | Boston College |
| James Marcou | So. | F | Massachusetts |

CCM

Reebok

Pure Hockey
www.PureHockey.com

ITECH

MISSION

**PRO AMERICA
HOCKEY**

SPORTS WASH
It's not your game that sticks. It's your gear.

TEAM NOTES

BOSTON COLLEGE: BC head coach Jerry York was nominated for Sports Illustrated's Sportsman of the Year award...The team killed all eight Boston University power plays over the two-game series, extending their streak to 15 consecutive kills. BC is 25-for-26 (96.2 percent) in penalty-killing situations over the last six games...BC suffered its first loss to Boston University since Feb. 12, 2007, a 2-1 overtime victory in the Beanpot championship...BU outshot BC in both games, marking the second and third times this season that an opponent has outshot BC...Sophomore defenseman Nick Petrecki (Clifton Park, N.Y.) leads the team with a rating of +8...BU's second-period penalty shot by Chris Connelly was the second taken against BC goalie John Muse and the first converted against the second-year goalie (PC John Mori missed an attempt on Feb. 29, 2008)...BC played in front of a Kelley Rink sellout crowd of 7,884 fans for the fourth time in nine home games this season.

BOSTON UNIVERSITY: BU has scored first in each of its last seven games...The Terriers' penalty kill has been successful 18 of its last 19 times, including a current streak of 11 straight...Led by sophomores Nick Bonino (Unionville, Conn.) and Kevin Shattenkirk (New Rochelle, N.Y.) at plus-10, all 18 BU skaters that played in home-and-home series with BC have a positive plus/minus rating this season...Five of senior John McCarthy's (Andover, Mass.) 10 career goals have come against BC...Freshman Chris Connelly's penalty-shot goal was the Terriers' first since Gregg Johnson converted one on Oct. 25, 2002, in a 6-4 home win over Nebraska-Omaha...The Terriers have outshot their opponent in all 15 games so far this season...Freshman goaltender Kieran Millan is 7-1-1 so far in his career and his winning percentage of .833 ranks sixth in the nation. His GAA of 1.77 is ninth in the country...BU closes out its first half with a home contest against UMass Lowell on Friday (Dec. 12) and will be looking to enter its semester break with 11 victories for the first time since the 1999-00 campaign.

MAINE: Junior Brett Carriere (Ottawa, Ont.) has two career goals and both have been game-winners against Merrimack this season...Maine is 5-0-0 this season when scoring three or more goals...Maine scored two goals in the first 2:59 of the game on Sunday at Merrimack...Twenty-two of Maine's 52 assists this season have been recorded by defensemen...Maine is 6-2-0 when scoring first this season...Twelve different players scored at least one point on the weekend, with three players recording multi points...Maine has allowed two goals or less in nine of its last 11 games.

MASSACHUSETTS: UMass has gone 0-for-12 on the power play in the last two games...The UMass penalty kill has gone 18-for-19 over the last five games (11/21-12/5)...UMass has short handed goals in each of the last two games...In games won this year, UMass is averaging 5.3 goals per game and is 7-for-31 on the power play, while in games lost, UMass is averaging 1.2 goals per game and is 2-for-27 on the power play...UMass has scored 14 goals in the first period and 11 goals in the second period of games won, while just scoring two in each of those periods of games lost...UMass is 3-1-1 against teams ranked in the nation's top-5 this season...UMass is 7-1-0 when scoring three or more goals this year...UMass ranks 13th nationally in attendance (5,188).

UMASS-LOWELL: The River Hawks have lost two straight for the second time this season ... Friday's loss was the first time UML was shutout this year...Saturday was the River Hawks' first Hockey East road loss of the season...Nevin Hamilton made 33 saves Friday night, the fourth time in five starts against New Hampshire he had at least 30 saves...The River Hawks conclude their first half schedule Friday night at Boston University...UML has a power play in five straight games against BU and is 9-for-25 (36.0%) on the power play in the last seven meetings...Maury Edwards Rocky Rapids, Alb.) has eight career points (4g,4a) in seven games against the Terriers.

MERRIMACK: Rob Ricci (Brampton, Ont.) has goals in three straight games...Chris Barton (Calgary, Alb.), who leads the Warriors with 11 points, has four assists on Merrimack's last five goals...In his seventh career start, Joe Cannata (Wakefield, Mass.) lost his first collegiate game in regulation...Adam Ross (Red Deer, Alb.), who tallied a game-high five shots in Sunday's 3-2 loss to Maine, potted his first collegiate goal in his 47th career game...Merrimack has not won this season on any day other than Saturday...The Warriors have 22 days between games and will take on Quinnipiac on December 29th at the UConn Holiday Classic...Merrimack will go 27 days between home games, with the next game at Lawler Arena scheduled for January 3 against the U.S. Under-18 Team...The Warriors are the only Hockey East team without a shorthanded goal.

NEW HAMPSHIRE: The Wildcats captured back to back games against UMass-Lowell to avenge an early 8-2 loss and win their first season series of 2008-09...UNH will conclude 2008 with a non-conference game against Holy Cross on Thursday (7 p.m.) at Whittemore Center...Friday night's win was the first road win of the season for the Wildcats...Brian Foster stopped 29 shots to register his second shutout of the season and fourth of his career...Two of those shutouts have come at the hands of the River Hawks...On Friday night Peter LeBlanc (Hamilton, Ont.) scored his seventh goal of the season, he had just six goals in his first two seasons at UNH...James van Riemsdyk, Kevin Kapstad (Boxboro, Mass.) and Bobby Butler are riding multi-game scoring streaks of nine, four and three games respectively...In a closely contested Hockey East, UNH moved from tied for seventh to tied for third with its two league wins.

NORTHEASTERN: Senior defenseman Louis Liotti doubled his career goal total with a pair of goals on Friday against Maine. He has a 4-17-21 line in 122 career games. It was Liotti's second game-winner and first overtime goal...Northeastern is 5-1-5 in overtime games over the last two seasons...Northeastern won 11 games before New Year's for the second time ever, the other being 1985-86...NU has its third-most wins through 15 games behind only 1980-81 (13-2-0) and 1981-82 (12-3-1)...Northeastern swept the season-series from Maine for the first time since 1984-85, the first season of Hockey East play...As part of Hockey East's 25th anniversary celebration, Northeastern will name a Hockey East All-Northeastern team featuring six forwards, four defensemen and two goalies who played for Northeastern while it was a member of Hockey East. It will be decided by a committee vote and an online fan vote on GoNU.com.

PROVIDENCE COLLEGE: The Friars have scored 14 of their 31 goals in the third period this season...Junior co-captain John Cavanagh (Warwick, R.I.) is on a four-game point streak (2g,2a)...Freshman Matt Bergland (Faribault, Minn.) has registered at least one point in nine of the 15 games this season...He continues to lead the team in scoring with 14 points (four goals, 10 assists)...Junior Mark Fayne (Sagamore Beach, Mass.) has tallied three of his four points this season in the last four games...The Friars will face Brown University in the 23rd Annual Mayor's Cup on Tuesday...The Friars are 12-8-2 all-time in the Mayor's Cup.

VERMONT: The Catamounts are 19-9-2 in their last 30 games against Hockey East opponents dating back to Jan. 19 of last season...Ten different players recorded a point and six players had multi-point games in a 6-4 win over the USA U-18 Team on Friday. Freshman goalie John Vazzano (Trumbull, Conn.) made 12 saves in the third period to pick up the win...Only Cornell (1), Air Force (2), Minnesota (2) and Princeton (2) have fewer losses than Vermont (9-3-2, 6-3-1 HEA) so far this season...The Catamounts have the eighth fewest penalty minutes per game (13.4) in the country...Vermont is 3-0-1 in non-conference play and visits St. Lawrence on Saturday...The contest marks the 81st meeting between the two schools with the Saints holding a 42-35-3 edge in the all-time series...Vermont has played St. Lawrence the second most of any school in program history behind only New Hampshire.

HOCKEY EAST MEN'S WEEKLY AND MONTHLY AWARDS

REEBOK PLAYER OF THE WEEK

| <u>Week</u> | <u>Player (School)</u> |
|-------------|---------------------------------------|
| Oct. 13 | Kevin Shattenkirk (Boston University) |
| Oct. 20 | Brad Thiessen (Northeastern) |
| Oct. 27 | Jason Lawrence (Boston University) |
| Nov. 3 | James Marcou (Massachusetts) |
| Nov. 10 | Colin Wilson (Boston University) |
| Nov. 17 | Brock Bradford (Boston College) |
| Nov. 24 | Viktor Stålberg (Vermont) |
| Dec. 1 | Scott Campbell (UMass-Lowell) |
| Dec. 8 | Louis Liotti (Northeastern) |

PRO AMBITIONS ROOKIE OF THE WEEK

| <u>Week</u> | <u>Player (School)</u> |
|-------------|------------------------------------|
| Oct. 13 | Cam Atkinson (Boston College) |
| Oct. 20 | Joe Cannata (Merrimack) |
| Oct. 27 | Alex Tuckerman (Northeastern) |
| Nov. 3 | Gustav Nyquist (Maine) |
| Nov. 10 | Brian Flynn (Maine) |
| Nov. 17 | Scott Darling (Maine) |
| Nov. 24 | Casey Wellman (Massachusetts) |
| Dec. 1 | Barry Almeida (Boston College) |
| Dec. 8 | Chris Connolly (Boston University) |

PURE HOCKEY DEFENSIVE PLAYER OF THE WEEK

| <u>Week</u> | <u>Player (School)</u> |
|-------------|-----------------------------------|
| Oct. 13 | Dan Meyers (Massachusetts) |
| Oct. 20 | Brian Foster (New Hampshire) |
| Oct. 27 | Dan Meyers (Massachusetts) |
| Nov. 3 | Brad Thiessen (Northeastern) |
| Nov. 10 | Andrew Braithwaite (Merrimack) |
| Nov. 17 | Nevin Hamilton (UMass-Lowell) |
| Nov. 24 | Brad Thiessen (Northeastern) |
| Dec. 1 | Joe Cannata (Merrimack) |
| Dec. 8 | Brian Foster (New Hampshire) |
| | Kieran Millan (Boston University) |

REEBOK PLAYER OF THE MONTH

| <u>Month</u> | <u>Player (School)</u> |
|--------------|---------------------------------|
| Oct. | Brad Thiessen (Northeastern) |
| Nov. | Brock Bradford (Boston College) |

PRO AMBITIONS ROOKIE OF THE MONTH

| <u>Week</u> | <u>Player (School)</u> |
|-------------|--------------------------------|
| Oct. | David Vallorani (UMass-Lowell) |
| Nov. | Scott Darling (Maine) |

ITECH GOALTENDER OF THE MONTH

| <u>Week</u> | <u>Player (School)</u> |
|-------------|------------------------------|
| Oct. | Brian Foster (New Hampshire) |
| Nov. | Brad Thiessen (Northeastern) |



Boston College
9-5-2
(5-4-2 HEA)

OCTOBER

| | | |
|----|-------------------|-----------|
| 10 | WISCONSIN | W, 5-4 |
| 17 | BOWLING GREEN | W, 5-3 |
| 18 | at Northeastern * | L, 3-4 |
| 24 | VERMONT * (ESPNU) | W, 3-2 |
| 30 | MERRIMACK * | W, 4-1 |
| 31 | at Merrimack * | W, 4-3 OT |

NOVEMBER

| | | |
|----|----------------------|-----------|
| 7 | NOTRE DAME * (ESPNU) | L, 1-4 |
| 9 | at Maine * (ESPNU) | L, 1-2 |
| 14 | at Merrimack * | T, 5-5 OT |
| 15 | NEW HAMPSHIRE * | W, 8-6 |
| 21 | MASSACHUSETTS * | W, 2-0 |
| 22 | at Massachusetts * | L, 3-4 OT |
| 28 | HARVARD | W, 5-1 |
| 30 | at Dartmouth | W, 2-1 OT |

DECEMBER

| | | |
|---|------------------------|-----------|
| 5 | at Boston University * | T, 1-1 OT |
| 6 | BOSTON U. * (ESPNU) | L, 1-3 |

JANUARY

| | | |
|----|------------------------|--------|
| 2 | at New Brunswick (exh) | TBA |
| 3 | at New Brunswick (exh) | TBA |
| 9 | at Vermont * (NESN) | 7:30pm |
| 10 | at Vermont * | 7pm |
| 16 | UMASS LOWELL * (NESN) | 7:30pm |
| 17 | at Boston University * | 7pm |
| 24 | MAINE * | 8pm |
| 25 | MAINE * | 4pm |
| 30 | at Providence * (NESN) | 7:30pm |

FEBRUARY

| | | |
|----|-----------------------------|--------|
| 2 | vs. Northeastern (BP, NESN) | 8pm |
| 6 | MASSACHUSETTS * | 7pm |
| 9 | vs. BC/Harvard (BP) | 5/8pm |
| 13 | UMASS-LOWELL * | 7pm |
| 14 | at UMass-Lowell * | 7pm |
| 20 | at New Hampshire * (NESN) | 7:30pm |
| 21 | NEW HAMPSHIRE * | 7pm |
| 27 | PROVIDENCE * | 7pm |
| 28 | at Providence * | 7pm |

MARCH

| | | |
|---|--------------------------|--------|
| 6 | at Northeastern * (NESN) | 7:30pm |
| 7 | NORTHEASTERN * | 7pm |

(BP) - Beanpot Tournament at TD Banknorth Garden



Boston University
10-4-1
(5-4-1 HEA)

OCTOBER

| | | |
|----|----------------------------|--------|
| 5 | NEW BRUNSWICK (exh) | W, 4-1 |
| 10 | NORTH DAKOTA # | W, 5-1 |
| 11 | MICHIGAN STATE # | W, 2-1 |
| 17 | MERRIMACK * | W, 5-2 |
| 19 | at New Hampshire * (ESPNU) | L, 1-2 |
| 25 | MICHIGAN | W, 7-2 |

NOVEMBER

| | | |
|----|--------------------|--------|
| 1 | at Vermont * | W, 7-2 |
| 7 | at UMass-Lowell * | W, 6-4 |
| 14 | at Massachusetts * | L, 1-5 |
| 16 | NORTHEASTERN * | W, 3-0 |
| 21 | VERMONT * | L, 3-4 |
| 22 | VERMONT * | L, 3-4 |
| 25 | HOLY CROSS | W, 3-2 |
| 29 | ST. LAWRENCE | W, 4-1 |

DECEMBER

| | | |
|----|-----------------------------|-----------|
| 5 | BOSTON COLLEGE * | T, 1-1 OT |
| 6 | at Boston College * (ESPNU) | W, 3-1 |
| 12 | UMASS-LOWELL * | 7pm |

JANUARY

| | | |
|----|-------------------------|--------|
| 2 | vs. Rensselaer % | 6:30pm |
| 3 | vs. Holy Cross/Denver % | 6/9pm |
| 10 | MAINE * | 7pm |
| 13 | PROVIDENCE * | 7pm |
| 16 | at Merrimack * | 7pm |
| 17 | BOSTON COLLEGE * | 7pm |
| 23 | NEW HAMPSHIRE * (NESN) | 7:30pm |
| 24 | at New Hampshire * | 7pm |
| 30 | at Merrimack * | 7pm |

FEBRUARY

| | | |
|----|---------------------------|--------|
| 2 | vs. Harvard (BP, NESN) | 5pm |
| 6 | UMASS-LOWELL * | 7pm |
| 9 | vs. BC/Northeastern (BP) | 5/8pm |
| 13 | at Maine * | 7pm |
| 14 | at Maine * | 7pm |
| 20 | NORTHEASTERN * | 7pm |
| 21 | at Northeastern * | 7pm |
| 27 | at Massachusetts * (NESN) | 7:30pm |
| 28 | MASSACHUSETTS * | 7pm |

MARCH

| | | |
|---|-----------------|-----|
| 6 | at Providence * | 7pm |
| 8 | PROVIDENCE * | 2pm |

(BP) - Beanpot Tournament at TD Banknorth Garden
- Ice Breaker Tournament at Agganis Arena
% - Denver Cup (Denver, CO)



Maine
8-5-1
(5-4-1 HEA)

OCTOBER

| | | |
|----|------------------------|--------|
| 10 | at New Brunswick (exh) | W, 5-4 |
| 11 | at New Brunswick (exh) | T, 6-6 |
| 17 | at Alaska-Anchorage! | L, 1-3 |
| 18 | at Alaska! | W, 2-0 |
| 24 | NORTHEASTERN * (WABI) | L, 0-1 |
| 25 | NORTHEASTERN * (WABI) | L, 1-2 |
| 31 | NIAGARA (WABI) | W, 4-2 |

NOVEMBER

| | | |
|----|--------------------------|-----------|
| 1 | NIAGARA (WABI) | W, 4-1 |
| 9 | BOSTON COLLEGE * (ESPNU) | W, 2-1 |
| 14 | at Providence * | W, 3-2 |
| 15 | at Providence * | W, 3-0 |
| 21 | MERRIMACK * | W, 2-1 |
| 22 | MERRIMACK * | T, 1-1 OT |
| 29 | at Vermont * | L, 2-3 |

DECEMBER

| | | |
|----|-------------------------|-----------|
| 5 | at Northeastern * | L, 2-3 OT |
| 7 | at Merrimack * | W, 3-2 |
| 13 | UNION | 7pm |
| 12 | UNION | 7pm |
| 27 | vs. Colgate ^ | 4pm |
| 28 | vs. St. Cloud/Cornell ^ | 4/7:30pm |

JANUARY

| | | |
|----|----------------------------|-----|
| 2 | vs. U.S. U-18 Team (exh) @ | 7pm |
| 4 | NEW HAMPSHIRE * (ESPNU) | 4pm |
| 10 | at Boston University * | 7pm |
| 16 | BENTLEY (WABI) | 7pm |
| 18 | PROVIDENCE * | 2pm |
| 24 | at Boston College * | 8pm |
| 25 | at Boston College * | 4pm |
| 30 | UMASS-LOWELL * | 7pm |

FEBRUARY

| | | |
|----|---------------------------|--------|
| 1 | MASSACHUSETTS * (ESPNU) | 4pm |
| 6 | at New Hampshire * (NESN) | 7:30pm |
| 7 | at New Hampshire * \$ | 7pm |
| 13 | BOSTON U. * (WABI) | 7pm |
| 14 | BOSTON U. * (WABI) | 7pm |
| 20 | at Massachusetts * | 7pm |
| 21 | at Massachusetts * | 7pm |
| 27 | VERMONT * (WABI) | 7pm |
| 28 | VERMONT * (WABI) | 7pm |

MARCH

| | | |
|---|-------------------|-----|
| 6 | at UMass-Lowell * | 7pm |
| 7 | at UMass-Lowell * | 7pm |

! - Alaskan Goal Rush Tournament in Fairbanks, Alaska
^ - Florida College Classic in Estero, Florida
@ - Played in Portland, Maine
\$ - Played in Manchester, New Hampshire



Massachusetts
7-6-1
(4-3-1 HEA)

OCTOBER

| | | |
|----|----------------------|-----------|
| 4 | NEW BRUNSWICK (exh) | W, 6-0 |
| 10 | vs. Michigan State # | L, 1-3 |
| 11 | vs. North Dakota # | W, 3-2 |
| 21 | at Rensselaer | W, 6-0 |
| 24 | at New Hampshire * | T, 1-1 OT |
| 31 | PROVIDENCE * | W, 9-4 |

NOVEMBER

| | | |
|----|---------------------|-----------|
| 1 | at Providence * | W, 5-1 |
| 8 | at Merrimack * | L, 1-3 |
| 14 | BOSTON UNIVERSITY * | W, 5-1 |
| 15 | UMASS-LOWELL * | L, 0-2 |
| 21 | at Boston College * | L, 0-2 |
| 22 | BOSTON COLLEGE * | W, 4-3 OT |
| 25 | VERMONT * | L, 3-4 OT |
| 28 | ST. LAWRENCE | L, 3-4 |

DECEMBER

| | | |
|----|------------------------|--------|
| 5 | CONNECTICUT | W, 5-1 |
| 12 | AMERICAN INTERNATIONAL | 7pm |
| 28 | vs. Bemidji State < | 4pm |
| 29 | vs. Army/Dartmouth < | 4/7pm |

JANUARY

| | | |
|----|--------------------|-----|
| 4 | CORNELL | TBA |
| 9 | NEW HAMPSHIRE * | 7pm |
| 10 | at New Hampshire * | 7pm |
| 16 | PROVIDENCE * | 7pm |
| 17 | at UMass-Lowell * | 7pm |
| 23 | at Vermont * | 7pm |
| 24 | at Vermont * | 7pm |
| 30 | NORTHEASTERN * | 7pm |

FEBRUARY

| | | |
|----|------------------------|--------|
| 1 | at Maine * (ESPNU) | 4pm |
| 6 | at Boston College * | 7pm |
| 7 | UMASS-LOWELL | 7pm |
| 13 | NORTHEASTERN * | 7pm |
| 14 | at Northeastern * | 7pm |
| 20 | MAINE * | 7pm |
| 21 | MAINE * | 7pm |
| 27 | BOSTON U. * (NESN) | 7:30pm |
| 28 | at Boston University * | 7pm |

MARCH

| | | |
|---|----------------|-----|
| 6 | at Merrimack * | 7pm |
| 7 | MERRIMACK * | 7pm |

- Ice Breaker Tournament at Agganis Arena
< - Ledyard Bank Classic (Hanover, NH)



UMass-Lowell
8-7-0
(5-5-0 HEA)

OCTOBER

| | | |
|----|--------------------------|--------|
| 5 | ST. FRANCIS XAVIER (exh) | W, 6-1 |
| 11 | at Colgate | L, 1-2 |
| 16 | at Michigan State | W, 3-0 |
| 17 | at Michigan State | L, 1-2 |
| 24 | PROVIDENCE * | W, 4-1 |
| 30 | QUINNIPIAC | W, 4-1 |

NOVEMBER

| | | |
|----|--------------------|--------|
| 7 | BOSTON UNIVERSITY | L, 4-6 |
| 8 | VERMONT | L, 1-3 |
| 14 | NEW HAMPSHIRE * | W, 8-3 |
| 15 | at Massachusetts * | W, 2-0 |
| 21 | PROVIDENCE * | W, 6-1 |
| 22 | NORTHEASTERN * | L, 3-4 |
| 25 | at Merrimack * | W, 3-1 |
| 29 | RIT | W, 6-3 |

DECEMBER

| | | |
|----|------------------------|--------|
| 5 | NEW HAMPSHIRE * | L, 0-2 |
| 6 | at New Hampshire * | L, 2-3 |
| 12 | at Boston University * | 7pm |

JANUARY

| | | |
|----|----------------------------|--------|
| 2 | vs. Minnesota Duluth > | TBA |
| 3 | vs. Union/Notre Dame > | TBA |
| 10 | at Providence * | 7pm |
| 16 | at Boston College * (NESN) | 7:30pm |
| 17 | MASSACHUSETTS * | 7pm |
| 22 | MERRIMACK * | 7pm |
| 24 | at Merrimack * | 7pm |
| 30 | at Maine * | 7pm |

FEBRUARY

| | | |
|----|------------------------|-----|
| 6 | at Boston University * | 7pm |
| 7 | at Massachusetts * | 7pm |
| 13 | at Boston College * | 7pm |
| 14 | BOSTON COLLEGE * | 7pm |
| 20 | at Vermont * | 7pm |
| 21 | at Vermont * | 7pm |
| 27 | at Northeastern * | 7pm |
| 28 | NORTHEASTERN * | 7pm |

MARCH

| | | |
|---|---------|-----|
| 6 | MAINE * | 7pm |
| 7 | MAINE * | 7pm |

> - Shillelagh Tournament (Hoffman Estates, Ill.)

+ - indicates overtime
Home games in CAPS
Hockey East games in bold



Merrimack
4-8-3
(2-7-2 HEA)

OCTOBER

4 **MCGILL (exh)** L, 1-2
11 **ROBERT MORRIS** W, 3-1
17 at Boston University* L, 2-5
18 at Army W, 1-0
25 at Niagara L, 0-1
26 at Canisius T, 1-1 OT
30 at Boston College* L, 1-3
31 **BOSTON COLLEGE*** L, 3-4 OT

NOVEMBER

8 **MASSACHUSETTS*** W, 3-1
14 **BOSTON COLLEGE*** T, 5-5 OT
16 at Vermont* L, 1-2
21 at Maine* L, 1-2
22 at Maine* T, 1-1 OT
25 **UMASS-LOWELL*** L, 1-3
29 at New Hampshire* W, 4-3

DECEMBER

7 **MAINE*** L, 2-3
29 vs. Quinnipiac + 4pm
30 vs. Air Force/UConn + 4/7:15pm

JANUARY

3 **U.S. U-18 TEAM (exh)** 7pm
9 at Northeastern* 7pm
10 **NORTHEASTERN*** 7pm
16 **BOSTON UNIVERSITY*** 7pm
22 at UMass-Lowell* 7pm
24 **UMASS-LOWELL*** 7pm
30 **BOSTON UNIVERSITY*** 7pm
31 at Providence* 7pm

FEBRUARY

6 at Northeastern* 7pm
7 **BROWN** 7pm
13 **VERMONT*** 7pm
14 **VERMONT*** 7pm
21 **PROVIDENCE*** 7pm
22 at Providence* (ESPNU) 4pm
27 **NEW HAMPSHIRE*** 7pm
28 at New Hampshire* (NESN) 7:30pm

MARCH

6 **MASSACHUSETTS*** 7pm
7 at Massachusetts* 7pm



New Hampshire
7-6-3
(5-4-2 HEA)

OCTOBER

4 **ST. FRANCIS XAVIER (exh)** W, 8-4
11 **WISCONSIN** W, 5-1
17 **RENSELAER** W, 1-0
19 **BOSTON U. * (ESPNU)** W, 2-1
24 **MASSACHUSETTS*** T, 1-1 OT
26 at St. Lawrence L, 1-4
31 **NORTHEASTERN * (CN8)** W, 4-2

NOVEMBER

1 at Northeastern* T, 2-2 OT
7 at Minnesota T, 2-2 OT
8 at Minnesota (FSN-North) L, 2-6
14 at UMass-Lowell* L, 3-8
15 at Boston College* L, 6-8
21 at Northeastern* L, 2-3
22 **PROVIDENCE*** W, 4-3
29 **MERRIMACK*** L, 3-4

DECEMBER

5 at UMass-Lowell* W, 2-0
6 **UMASS-LOWELL*** W, 3-2
11 **HOLY CROSS** 7pm

JANUARY

4 at Maine* (ESPNU) 4pm
9 at Massachusetts* 7pm
10 **MASSACHUSETTS*** 7pm
17 vs. Dartmouth \$ 7pm
23 at Boston U. * (NESN) 7:30pm
24 **BOSTON UNIVERSITY * (CN8)** 7pm
30 **VERMONT*** 7pm

FEBRUARY

6 **MAINE * (NESN)** 7:30pm
7 **MAINE * \$** 7pm
13 **PROVIDENCE*** 7pm
14 at Providence* 7pm
20 **BOSTON COLLEGE * (NESN) 7:30pm** 7pm
21 at Boston College* 7pm
27 at Merrimack* 7pm
28 **MERRIMACK * (NESN)** 7:30pm

MARCH

6 at Vermont* 7pm
7 at Vermont* 7pm

\$ --- Played at Verizon Wireless Arena in Manchester, NH



Northeastern
11-3-2
(8-2-1 HEA)

OCTOBER

10 vs. Alaska & T, 2-2 OT
11 at Alaska-Anchorage & W, 4-2
17 at Providence* W, 4-0
18 **BOSTON COLLEGE*** W, 4-3
24 at Maine* W, 1-0
25 at Maine* W, 2-1
31 at New Hampshire* L, 2-4

NOVEMBER

1 **NEW HAMPSHIRE*** T, 2-2 OT
8 **BENTLEY** W, 4-1
14 at Vermont* W, 5-3
16 at Boston University* L, 0-3
21 **NEW HAMPSHIRE*** W, 3-2
22 at UMass-Lowell* W, 4-3
28 vs. Princeton ~ L, 3-5
29 vs. Rensselaer ~ W, 5-1

DECEMBER

5 **MAINE*** W, 3-2 OT

JANUARY

2 vs. Western Michigan = 5pm
3 vs. Brown/Minnesota = 5/8pm
9 **MERRIMACK*** 7pm
10 at Merrimack* 7pm
16 **VERMONT*** 7pm
17 **VERMONT*** 7pm
23 at Providence* 7pm
24 **PROVIDENCE*** 7pm
30 at Massachusetts* 7pm

FEBRUARY

2 vs. Boston College (BP, NESN) 8pm
6 **MERRIMACK*** 7pm
9 vs. Boston U./Harvard (BP) 5pm
13 at Massachusetts* 7pm
14 **MASSACHUSETTS*** 7pm
20 at Boston University* 7pm
21 **BOSTON UNIVERSITY*** 7pm
27 **UMASS-LOWELL*** 7pm
28 at UMass-Lowell* 7pm

MARCH

6 **BOSTON COLLEGE * (NESN) 7:30pm** 7pm
7 at Boston College* 7pm

& - Kendall Hockey Classic (Anchorage, Alaska)
~ - Rensselaer Holiday Hockey Tournament (Troy, NY)
- - Dodge Holiday Classic (Minneapolis, MN)



Providence
2-12-1
(0-8-1 HEA)

OCTOBER

17 **NORTHEASTERN*** L, 0-4
18 **BOWLING GREEN** W, 4-3
24 at UMass-Lowell* L, 1-4
25 at Holy Cross W, 6-4
31 at Massachusetts* L, 4-9

NOVEMBER

1 **MASSACHUSETTS*** L, 1-5
7 **VERMONT*** T, 2-2 OT
8 **NOTRE DAME** L, 1-4
14 **MAINE*** L, 2-3
15 **MAINE*** L, 0-3
21 at UMass-Lowell* L, 1-6
22 at New Hampshire* L, 3-4
28 **DARTMOUTH** L, 2-4
29 at Union L, 2-4

DECEMBER

5 at Quinnipiac (NESN) L, 2-5
9 at Brown (M) 7pm

JANUARY

10 **UMASS-LOWELL*** 7pm
13 at Boston University* 7pm
16 at Massachusetts* 7pm
18 at Maine* 2pm
23 **NORTHEASTERN*** 7pm
24 at Northeastern* 7pm
30 **BOSTON COLLEGE * (NESN) 7:30pm** 7pm
31 **MERRIMACK*** 7pm

FEBRUARY

6 at Vermont* 7pm
7 at Vermont* 7pm
13 at New Hampshire* 7pm
14 **NEW HAMPSHIRE*** 7pm
21 at Merrimack* 7pm
22 **MERRIMACK * (ESPNU)** 4pm
27 at Boston College* 7pm
28 **BOSTON COLLEGE*** 7pm

MARCH

6 **BOSTON UNIVERSITY*** 7pm
8 at Boston University* 2pm

(M) - Mayor's Cup
* - Hockey East Conference Games



Vermont
9-3-2
(6-3-1 HEA)

OCTOBER

5 **MCGILL (exh)** W, 3-2
11 vs. Rensselaer* W, 4-1
17 **MIAMI** W, 4-3
18 **MIAMI** T, 3-3 OT
24 at Boston College * (ESPNU) L, 2-3

NOVEMBER

1 **BOSTON UNIVERSITY*** L, 2-7
2 at Dartmouth W, 3-2 OT
7 at Providence* T, 2-2 OT
8 at UMass-Lowell* W, 3-1
14 **NORTHEASTERN*** L, 3-5
16 **MERRIMACK*** W, 2-1
21 at Boston University* W, 4-3
22 at Boston University* W, 4-3
25 at Massachusetts* W, 4-3 OT
29 **MAINE** W, 3-2

DECEMBER

5 **U.S. UNDER-18 TEAM (exh)** W, 6-4
13 at St. Lawrence 7pm

JANUARY

2 **COLGATE (C)** 7pm
3 **FERRIS ST./ST. LAWRENCE (C)** 4/7pm
9 **BOSTON COLLEGE * (NESN) 7:30pm** 7pm
10 **BOSTON COLLEGE*** 7pm
16 at Northeastern* 7pm
17 at Northeastern* 7pm
23 **MASSACHUSETTS*** 7pm
24 **MASSACHUSETTS*** 7pm
30 at New Hampshire 7pm

FEBRUARY

6 **PROVIDENCE*** 7pm
7 **PROVIDENCE*** 7pm
13 at Merrimack* 7pm
14 at Merrimack* 7pm
20 **UMASS-LOWELL*** 7pm
21 **UMASS-LOWELL*** 7pm
27 at Maine* 7pm
28 at Maine* 7pm

MARCH

6 **NEW HAMPSHIRE*** 7pm
7 **NEW HAMPSHIRE*** 7pm

* - Pavilion de la Jeunesse (Quebec City)
(C) - Catamount Cup (Burlington, VT)
* - Hockey East Conference Games

+ -- UConn Hockey Classic (Storrs, CT)
+ - indicates overtime
Home games in CAPS
Hockey East games in bold

Hockey East Overall Scoring Leaders

Scoring

| | | | | GP | G-A-P | PPG | PIM | PP | SH | GW | HT | +/- | NHL | |
|----|---------------------|-----|----|----|-------|-----------|------|-------|----|----|----|-----|-----|-----|
| 1 | Brock Bradford | BC | SR | F | 16 | 14-9-23 | 1.44 | 1/2 | 5 | 1 | 3 | 1 | +4 | BOS |
| 2 | James van Riemsdyk | UNH | SO | F | 16 | 8-13-21 | 1.31 | 9/29 | 3 | 1 | 1 | 0 | +3 | PHI |
| 3 | Colin Wilson | BU | SO | F | 15 | 7-13-20 | 1.33 | 7/14 | 4 | 0 | 2 | 0 | +6 | NSH |
| 4 | Brian Gibbons | BC | SO | F | 16 | 6-13-19 | 1.19 | 13/34 | 3 | 1 | 0 | 0 | +5 | |
| 5 | James Marcou | UM | SO | F | 14 | 7-11-18 | 1.29 | 4/8 | 2 | 0 | 1 | 0 | +8 | |
| 6 | Peter Lenes | UVM | SR | F | 14 | 5-12-17 | 1.21 | 3/6 | 2 | 0 | 1 | 0 | +6 | |
| 7 | Nick Bonino | BU | SO | F | 14 | 6-10-16 | 1.14 | 3/6 | 1 | 0 | 1 | 0 | +10 | SJS |
| | Cory Quirk | UM | SR | F | 14 | 5-11-16 | 1.14 | 3/6 | 1 | 1 | 0 | 0 | +6 | |
| 9 | Alex Berry | UM | SR | F | 13 | 6-9-15 | 1.15 | 8/24 | 0 | 1 | 2 | 0 | +10 | TOR |
| | Chris Higgins | BU | SR | F | 15 | 7-8-15 | 1.00 | 11/22 | 1 | 1 | 0 | 0 | +2 | |
| 11 | Kory Falite | UML | JR | F | 15 | 10-4-14 | 0.93 | 4/8 | 5 | 0 | 2 | 1 | +2 | |
| | Matt Bergland | PC | FR | F | 15 | 4-10-14 | 0.93 | 6/12 | 1 | 0 | 1 | 0 | -4 | |
| | Ryan Ginand | NU | SR | F | 16 | 10-4-14 | 0.88 | 5/10 | 3 | 1 | 2 | 0 | +4 | |
| 14 | Gustav Nyquist | ME | FR | F | 14 | 7-6-13 | 0.93 | 7/14 | 2 | 1 | 0 | 0 | +1 | DET |
| | Viktor StAlberg | UVM | JR | F | 14 | 6-7-13 | 0.93 | 8/16 | 3 | 1 | 0 | 0 | E | TOR |
| | David Vallorani | UML | FR | F | 15 | 3-10-13 | 0.87 | 1/2 | 2 | 0 | 0 | 0 | +2 | |
| | Peter LeBlanc | UNH | JR | F | 16 | 7-6-13 | 0.81 | 2/4 | 0 | 0 | 2 | 0 | +7 | CHI |
| | Wade MacLeod | NU | SO | F | 16 | 5-8-13 | 0.81 | 2/4 | 1 | 0 | 1 | 0 | +5 | |
| | Alex Tuckerman | NU | FR | F | 16 | 5-8-13 | 0.81 | 6/12 | 1 | 0 | 1 | 0 | +7 | |
| 20 | Colby Cohen | BU | SO | D | 14 | 1-11-12 | 0.86 | 6/23 | 1 | 0 | 0 | 0 | +7 | COA |
| | Scott Campbell | UML | SO | F | 15 | 7-5-12 | 0.80 | 5/18 | 3 | 0 | 1 | 1 | +6 | |
| | Brandon Yip | BU | SR | F | 15 | 6-6-12 | 0.80 | 15/30 | 2 | 1 | 1 | 0 | +7 | COA |
| | Chris Connolly | BU | FR | F | 15 | 4-8-12 | 0.80 | 1/2 | 2 | 1 | 2 | 0 | +3 | |
| | Ben Holmstrom | UML | JR | F | 15 | 2-10-12 | 0.80 | 9/18 | 1 | 0 | 1 | 0 | E | |
| 25 | 9 Players Tied With | | | | | 11 Points | | | | | | | | |

Defenseman Scoring

| | | | | GP | G-A-P | PPG | PIM | PP | SH | GW | HT | +/- | NHL | |
|----|-------------------|-----|----|----|-------|---------|------|-------|----|----|----|-----|-----|-----|
| 1 | Colby Cohen | BU | SO | D | 14 | 1-11-12 | 0.86 | 6/23 | 1 | 0 | 0 | 0 | +7 | COA |
| 2 | Mauray Edwards | UML | SO | D | 15 | 4-7-11 | 0.73 | 7/14 | 3 | 0 | 0 | 0 | +5 | |
| 3 | Kevin Shattenkirk | BU | SO | D | 15 | 3-7-10 | 0.67 | 7/14 | 0 | 1 | 1 | 0 | +10 | COA |
| | Matt Gilroy | BU | SR | D | 15 | 1-9-10 | 0.67 | 1/2 | 1 | 0 | 0 | 0 | +4 | |
| | Jeremy Dehner | UML | JR | D | 15 | 0-10-10 | 0.67 | 4/8 | 0 | 0 | 0 | 0 | +1 | |
| 6 | Nick Schaus | UML | JR | D | 15 | 1-8-9 | 0.60 | 9/18 | 1 | 0 | 0 | 0 | +6 | |
| 7 | Matt Taormina | PC | SR | D | 15 | 3-5-8 | 0.53 | 4/8 | 0 | 0 | 0 | 0 | -3 | |
| | Carl Snee | BC | JR | D | 15 | 1-7-8 | 0.53 | 6/12 | 1 | 0 | 0 | 0 | -2 | PIT |
| | David Strathman | NU | JR | D | 15 | 1-7-8 | 0.53 | 9/29 | 0 | 0 | 0 | 0 | +6 | |
| | Kevin Kapstad | UNH | SR | D | 16 | 1-7-8 | 0.50 | 8/16 | 1 | 0 | 0 | 0 | +6 | |
| | Joe Charlebois | UNH | SR | D | 16 | 0-8-8 | 0.50 | 17/34 | 0 | 0 | 0 | 0 | -2 | CHI |
| 12 | Justin Braun | UM | JR | D | 14 | 2-5-7 | 0.50 | 3/14 | 1 | 0 | 0 | 0 | +3 | SJS |
| | Karl Stollery | MC | FR | D | 15 | 2-5-7 | 0.47 | 6/12 | 1 | 0 | 0 | 0 | +5 | |
| 14 | Josh Van Dyk | ME | SO | D | 13 | 0-6-6 | 0.46 | 0/0 | 0 | 0 | 0 | 0 | -1 | |
| | Josh Burrows | UVM | SO | D | 14 | 2-4-6 | 0.43 | 1/2 | 0 | 0 | 1 | 0 | +6 | |
| | Dan Lawson | UVM | SO | D | 14 | 1-5-6 | 0.43 | 5/10 | 1 | 0 | 0 | 0 | +6 | |
| | Ryan Blair | UML | SO | D | 15 | 0-6-6 | 0.40 | 4/8 | 0 | 0 | 0 | 0 | +9 | |

Freshman Scoring

| | | | | GP | G-A-P | PPG | PIM | PP | SH | GW | HT | +/- | NHL | |
|----|-----------------|-----|----|----|-------|---------|------|------|----|----|----|-----|-----|-----|
| 1 | Matt Bergland | PC | FR | F | 15 | 4-10-14 | 0.93 | 6/12 | 1 | 0 | 1 | 0 | -4 | |
| 2 | Gustav Nyquist | ME | FR | F | 14 | 7-6-13 | 0.93 | 7/14 | 2 | 1 | 0 | 0 | +1 | DET |
| | David Vallorani | UML | FR | F | 15 | 3-10-13 | 0.87 | 1/2 | 2 | 0 | 0 | 0 | +2 | |
| | Alex Tuckerman | NU | FR | F | 16 | 5-8-13 | 0.81 | 6/12 | 1 | 0 | 1 | 0 | +7 | |
| 5 | Chris Connolly | BU | FR | F | 15 | 4-8-12 | 0.80 | 1/2 | 2 | 1 | 2 | 0 | +3 | |
| 6 | Casey Wellman | UM | FR | F | 14 | 3-8-11 | 0.79 | 4/16 | 0 | 0 | 1 | 0 | +7 | |
| | Steve Quailer | NU | FR | F | 16 | 3-8-11 | 0.69 | 2/4 | 0 | 0 | 0 | 0 | +4 | MON |
| 8 | Brian Flynn | ME | FR | F | 13 | 4-5-9 | 0.69 | 1/2 | 0 | 0 | 1 | 0 | +5 | |
| 9 | Paul Carey | BC | FR | F | 13 | 4-4-8 | 0.62 | 2/4 | 3 | 0 | 0 | 0 | -3 | COA |
| | Jimmy Hayes | BC | FR | F | 15 | 6-2-8 | 0.53 | 1/2 | 1 | 0 | 1 | 1 | -2 | TOR |
| 11 | Steve Moses | UNH | FR | F | 14 | 2-5-7 | 0.50 | 1/2 | 0 | 0 | 0 | 0 | +3 | |
| | Barry Almeida | BC | FR | F | 15 | 2-5-7 | 0.47 | 2/4 | 0 | 0 | 1 | 0 | -2 | |
| | Karl Stollery | MC | FR | D | 15 | 2-5-7 | 0.47 | 6/12 | 1 | 0 | 0 | 0 | +5 | |
| 14 | Cam Atkinson | BC | FR | F | 15 | 3-3-6 | 0.40 | 7/14 | 1 | 0 | 2 | 0 | -4 | CBJ |
| 15 | Michael Budd | UML | FR | F | 8 | 3-2-5 | 0.62 | 3/6 | 0 | 0 | 1 | 0 | E | |
| | Vinny Saponari | BU | FR | F | 14 | 2-3-5 | 0.36 | 5/21 | 0 | 0 | 0 | 0 | +2 | ATL |
| | Jesse Todd | MC | FR | F | 15 | 2-3-5 | 0.33 | 2/4 | 0 | 0 | 1 | 0 | +4 | |
| | David Warsofsky | BU | FR | D | 15 | 0-5-5 | 0.33 | 5/10 | 0 | 0 | 0 | 0 | +4 | STL |

Hockey East Overall Scoring Leaders

Goal Scoring

| | | | | GP | GPG | G |
|-------------------------|-----|----|---|----|------|----|
| 1 Brock Bradford | BC | SR | F | 16 | 0.88 | 14 |
| 2 Kory Falite | UML | JR | F | 15 | 0.67 | 10 |
| Ryan Ginand | NU | SR | F | 16 | 0.62 | 10 |
| 4 James van Riemsdyk | UNH | SO | F | 16 | 0.50 | 8 |
| 5 Gustav Nyquist | ME | FR | F | 14 | 0.50 | 7 |
| James Marcou | UM | SO | F | 14 | 0.50 | 7 |
| Chris Higgins | BU | SR | F | 15 | 0.47 | 7 |
| Colin Wilson | BU | SO | F | 15 | 0.47 | 7 |
| Scott Campbell | UML | SO | F | 15 | 0.47 | 7 |
| Peter LeBlanc | UNH | JR | F | 16 | 0.44 | 7 |
| Mike Sislo | UNH | SO | F | 16 | 0.44 | 7 |
| 12 10 Players Tied With | | | | | | 6 |

Assist Scoring

| | | | | GP | APG | A |
|--------------------|-----|----|---|----|------|----|
| 1 Colin Wilson | BU | SO | F | 15 | 0.87 | 13 |
| Brian Gibbons | BC | SO | F | 16 | 0.81 | 13 |
| James van Riemsdyk | UNH | SO | F | 16 | 0.81 | 13 |
| 4 Peter Lenes | UVM | SR | F | 14 | 0.86 | 12 |
| 5 Colby Cohen | BU | SO | D | 14 | 0.79 | 11 |
| Cory Quirk | UM | SR | F | 14 | 0.79 | 11 |
| James Marcou | UM | SO | F | 14 | 0.79 | 11 |
| 8 Steve Silva | NU | SO | F | 11 | 0.91 | 10 |
| Nick Bonino | BU | SO | F | 14 | 0.71 | 10 |
| Jeremy Dehner | UML | JR | D | 15 | 0.67 | 10 |
| Ben Holmstrom | UML | JR | F | 15 | 0.67 | 10 |
| David Vallorani | UML | FR | F | 15 | 0.67 | 10 |
| Matt Bergland | PC | FR | F | 15 | 0.67 | 10 |
| 14 Alex Berry | UM | SR | F | 13 | 0.69 | 9 |
| Dean Strong | UVM | SR | F | 14 | 0.64 | 9 |
| Matt Gilroy | BU | SR | D | 15 | 0.60 | 9 |
| John McCarthy | BU | SR | F | 15 | 0.60 | 9 |
| Benn Ferriero | BC | SR | F | 16 | 0.56 | 9 |
| Brock Bradford | BC | SR | F | 16 | 0.56 | 9 |

Power Play Goals

| | | | | GP | GPG | G |
|--------------------|-----|----|---|----|------|---|
| 1 Jason Lawrence | BU | SR | F | 14 | 0.36 | 5 |
| Kory Falite | UML | JR | F | 15 | 0.33 | 5 |
| Brock Bradford | BC | SR | F | 16 | 0.31 | 5 |
| 4 Colin Wilson | BU | SO | F | 15 | 0.27 | 4 |
| 5 Paul Carey | BC | FR | F | 13 | 0.23 | 3 |
| Michael Lecomte | UM | SO | F | 13 | 0.23 | 3 |
| Brayden Irwin | UVM | JR | F | 13 | 0.23 | 3 |
| Christopher Hahn | ME | SR | F | 14 | 0.21 | 3 |
| Viktor StÅlberg | UVM | JR | F | 14 | 0.21 | 3 |
| Scott Campbell | UML | SO | F | 15 | 0.20 | 3 |
| Maury Edwards | UML | SO | D | 15 | 0.20 | 3 |
| Chris Barton | MC | SO | F | 15 | 0.20 | 3 |
| Brian Gibbons | BC | SO | F | 16 | 0.19 | 3 |
| James van Riemsdyk | UNH | SO | F | 16 | 0.19 | 3 |
| Ryan Ginand | NU | SR | F | 16 | 0.19 | 3 |

Power Play Points

| | | | | GP | PPG | G-A-P |
|-----------------------|-----|----|---|----|------|----------|
| 1 Colin Wilson | BU | SO | F | 15 | 0.67 | 4-6-10 |
| 2 Brock Bradford | BC | SR | F | 16 | 0.50 | 5-3-8 |
| Brian Gibbons | BC | SO | F | 16 | 0.50 | 3-5-8 |
| James van Riemsdyk | UNH | SO | F | 16 | 0.50 | 3-5-8 |
| 5 Christopher Hahn | ME | SR | F | 14 | 0.50 | 3-4-7 |
| Viktor StÅlberg | UVM | JR | F | 14 | 0.50 | 3-4-7 |
| Kory Falite | UML | JR | F | 15 | 0.47 | 5-2-7 |
| David Vallorani | UML | FR | F | 15 | 0.47 | 2-5-7 |
| 9 8 Players Tied With | | | | | | 6 Points |

Shorthanded Goals

| | | | | GP | GPG | G |
|------------------------|----|----|---|----|------|---|
| 1 Tyler McNeely | NU | SO | F | 16 | 0.12 | 2 |
| 2 19 Players Tied With | | | | | | 1 |

Game-Winning Goals

| | | | | GP | GPG | G |
|------------------|-----|----|---|----|------|---|
| 1 Brock Bradford | BC | SR | F | 16 | 0.19 | 3 |
| 2 Jeff Dimmen | ME | SO | D | 13 | 0.15 | 2 |
| Alex Berry | UM | SR | F | 13 | 0.15 | 2 |
| Jason Lawrence | BU | SR | F | 14 | 0.14 | 2 |
| Brett Carriere | ME | JR | D | 14 | 0.14 | 2 |
| Justin Milo | UVM | SO | F | 14 | 0.14 | 2 |
| Cam Atkinson | BC | FR | F | 15 | 0.13 | 2 |
| Colin Wilson | BU | SO | F | 15 | 0.13 | 2 |
| Chris Connolly | BU | FR | F | 15 | 0.13 | 2 |
| Kory Falite | UML | JR | F | 15 | 0.13 | 2 |
| Peter LeBlanc | UNH | JR | F | 16 | 0.12 | 2 |
| Ryan Ginand | NU | SR | F | 16 | 0.12 | 2 |

Plus-Minus

| | | | | GP | +/- |
|-------------------|-----|----|---|----|-----|
| 1 John Wessbecker | UM | SR | D | 12 | +13 |
| 2 Jim Driscoll | NU | JR | D | 16 | +11 |
| 3 Alex Berry | UM | SR | F | 13 | +10 |
| Nick Bonino | BU | SO | F | 14 | +10 |
| Kevin Shattenkirk | BU | SO | D | 15 | +10 |
| 6 Topher Bevis | UM | SR | D | 14 | +9 |
| Ryan Blair | UML | SO | D | 15 | +9 |
| Blake Kessel | UNH | FR | D | 16 | +9 |
| 9 Steve Silva | NU | SO | F | 11 | +8 |
| James Marcou | UM | SO | F | 14 | +8 |
| Nick Petrecki | BC | SO | D | 16 | +8 |

Hat Tricks

| | | | | GP | HT |
|----------------|-----|----|---|----|----|
| 1 Jimmy Hayes | BC | FR | F | 15 | 1 |
| Kory Falite | UML | JR | F | 15 | 1 |
| Scott Campbell | UML | SO | F | 15 | 1 |
| Brock Bradford | BC | SR | F | 16 | 1 |
| Greg Costa | NU | JR | F | 16 | 1 |

Hockey East Overall Goaltending Leaders

Goals Against Average

| | | | | GP | Minutes | GA | GAA | Record | SO | Saves | Save % | NHL |
|----|-------------------|-----|----|----|---------|----|------|--------|----|-------|--------|-----|
| 1 | Scott Darling | ME | FR | 10 | 604:50 | 15 | 1.49 | 6-3-1 | 2 | 240 | .941 | |
| 2 | Kieran Millan | BU | FR | 9 | 543:22 | 16 | 1.77 | 7-1-1 | 1 | 192 | .923 | |
| 3 | Paul Dainton | UM | SO | 8 | 459:03 | 14 | 1.83 | 5-3-0 | 0 | 186 | .930 | |
| 4 | Brad Thiessen | NU | JR | 16 | 972:01 | 32 | 1.98 | 11-3-2 | 2 | 480 | .938 | |
| 5 | Nevin Hamilton | UML | JR | 9 | 534:39 | 19 | 2.13 | 5-4-0 | 1 | 233 | .925 | |
| 6 | Brian Foster | UNH | JR | 13 | 786:20 | 29 | 2.21 | 7-4-2 | 2 | 373 | .928 | FLA |
| 7 | Joe Cannata | MC | FR | 8 | 476:48 | 18 | 2.27 | 2-2-3 | 1 | 213 | .922 | |
| 8 | Dan Meyers | UM | JR | 7 | 391:03 | 15 | 2.30 | 2-3-1 | 1 | 184 | .925 | |
| 9 | Andrew Brathwaite | MC | JR | 8 | 435:17 | 18 | 2.48 | 2-6-0 | 0 | 175 | .907 | |
| 10 | Grant Rollheiser | BU | FR | 6 | 356:28 | 15 | 2.52 | 3-3-0 | 0 | 116 | .885 | TOR |
| 11 | John Muse | BC | SO | 16 | 976:35 | 42 | 2.58 | 9-5-2 | 1 | 409 | .907 | |
| 12 | Rob Madore | UVM | FR | 6 | 369:25 | 16 | 2.60 | 4-1-1 | 0 | 166 | .912 | |
| 13 | Mike Spillane | UVM | JR | 8 | 483:36 | 22 | 2.73 | 5-2-1 | 0 | 194 | .898 | |
| 14 | Justin Gates | PC | FR | 12 | 585:54 | 38 | 3.89 | 1-9-1 | 0 | 218 | .852 | |
| 15 | Chris Mannix | PC | SR | 6 | 308:57 | 23 | 4.47 | 1-3-0 | 0 | 131 | .851 | |

Save Percentage

| | | | | GP | Minutes | GA | GAA | Record | SO | Saves | Save % | NHL |
|----|-------------------|-----|----|----|---------|----|------|--------|----|-------|--------|-----|
| 1 | Scott Darling | ME | FR | 10 | 604:50 | 15 | 1.49 | 6-3-1 | 2 | 240 | .941 | |
| 2 | Brad Thiessen | NU | JR | 16 | 972:01 | 32 | 1.98 | 11-3-2 | 2 | 480 | .938 | |
| 3 | Paul Dainton | UM | SO | 8 | 459:03 | 14 | 1.83 | 5-3-0 | 0 | 186 | .930 | |
| 4 | Brian Foster | UNH | JR | 13 | 786:20 | 29 | 2.21 | 7-4-2 | 2 | 373 | .928 | FLA |
| 5 | Dan Meyers | UM | JR | 7 | 391:03 | 15 | 2.30 | 2-3-1 | 1 | 184 | .925 | |
| 6 | Nevin Hamilton | UML | JR | 9 | 534:39 | 19 | 2.13 | 5-4-0 | 1 | 233 | .925 | |
| 7 | Kieran Millan | BU | FR | 9 | 543:22 | 16 | 1.77 | 7-1-1 | 1 | 192 | .923 | |
| 8 | Joe Cannata | MC | FR | 8 | 476:48 | 18 | 2.27 | 2-2-3 | 1 | 213 | .922 | |
| 9 | Rob Madore | UVM | FR | 6 | 369:25 | 16 | 2.60 | 4-1-1 | 0 | 166 | .912 | |
| 10 | John Muse | BC | SO | 16 | 976:35 | 42 | 2.58 | 9-5-2 | 1 | 409 | .907 | |
| 11 | Andrew Brathwaite | MC | JR | 8 | 435:17 | 18 | 2.48 | 2-6-0 | 0 | 175 | .907 | |
| 12 | Mike Spillane | UVM | JR | 8 | 483:36 | 22 | 2.73 | 5-2-1 | 0 | 194 | .898 | |
| 13 | Grant Rollheiser | BU | FR | 6 | 356:28 | 15 | 2.52 | 3-3-0 | 0 | 116 | .885 | TOR |
| 14 | Justin Gates | PC | FR | 12 | 585:54 | 38 | 3.89 | 1-9-1 | 0 | 218 | .852 | |
| 15 | Chris Mannix | PC | SR | 6 | 308:57 | 23 | 4.47 | 1-3-0 | 0 | 131 | .851 | |

Saves

| | | | GP | SVS/G | Saves | Shutouts | | GP | Shutouts | | | |
|----|-------------------|-----|----|-------|-------|----------|---|----------------|----------|----|----|---|
| 1 | Brad Thiessen | NU | JR | 16 | 30.0 | 480 | 1 | Scott Darling | ME | FR | 10 | 2 |
| 2 | John Muse | BC | SO | 16 | 25.6 | 409 | | Brian Foster | UNH | JR | 13 | 2 |
| 3 | Brian Foster | UNH | JR | 13 | 28.7 | 373 | | Brad Thiessen | NU | JR | 16 | 2 |
| 4 | Scott Darling | ME | FR | 10 | 24.0 | 240 | 4 | Carter Hutton | UML | JR | 5 | 1 |
| 5 | Nevin Hamilton | UML | JR | 9 | 25.9 | 233 | | Dan Meyers | UM | JR | 7 | 1 |
| 6 | Justin Gates | PC | FR | 12 | 18.2 | 218 | | Joe Cannata | MC | FR | 8 | 1 |
| 7 | Joe Cannata | MC | FR | 8 | 26.6 | 213 | | Kieran Millan | BU | FR | 9 | 1 |
| 8 | Mike Spillane | UVM | JR | 8 | 24.2 | 194 | | Nevin Hamilton | UML | JR | 9 | 1 |
| 9 | Kieran Millan | BU | FR | 9 | 21.3 | 192 | | John Muse | BC | SO | 16 | 1 |
| 10 | Paul Dainton | UM | SO | 8 | 23.2 | 186 | | | | | | |
| 11 | Dan Meyers | UM | JR | 7 | 26.3 | 184 | | | | | | |
| 12 | Andrew Brathwaite | MC | JR | 8 | 21.9 | 175 | | | | | | |
| 13 | Rob Madore | UVM | FR | 6 | 27.7 | 166 | | | | | | |
| 14 | Chris Mannix | PC | SR | 6 | 21.8 | 131 | | | | | | |
| 15 | Grant Rollheiser | BU | FR | 6 | 19.3 | 116 | | | | | | |
| 16 | Carter Hutton | UML | JR | 5 | 22.0 | 110 | | | | | | |
| 17 | Dave Wilson | ME | JR | 4 | 25.0 | 100 | | | | | | |
| 18 | Matt DiGirolamo | UNH | FR | 3 | 26.0 | 78 | | | | | | |
| 19 | T.J. Massie | UML | FR | 2 | 17.5 | 35 | | | | | | |

Hockey East Overall Team Stats



TEAM OFFENSE

| Team | Games | Goals | G/GM |
|---------------------|-------|-------|------|
| 1 Boston University | 15 | 54 | 3.60 |
| 2 Boston College | 16 | 53 | 3.31 |
| 3 Northeastern | 16 | 52 | 3.25 |
| 4 Massachusetts | 14 | 45 | 3.21 |
| 5 UMass Lowell | 15 | 48 | 3.20 |
| 6 Vermont | 14 | 42 | 3.00 |
| 7 New Hampshire | 16 | 43 | 2.69 |
| 8 Maine | 14 | 30 | 2.14 |
| 9 Providence | 15 | 31 | 2.07 |
| 10 Merrimack | 15 | 29 | 1.93 |

TEAM DEFENSE

| Team | Games | Goals | G/GM |
|---------------------|-------|-------|------|
| 1 Maine | 14 | 26 | 1.86 |
| 2 Northeastern | 16 | 34 | 2.12 |
| 3 Boston University | 15 | 32 | 2.13 |
| UMass Lowell | 15 | 32 | 2.13 |
| 5 Massachusetts | 14 | 30 | 2.14 |
| 6 Merrimack | 15 | 36 | 2.40 |
| 7 Vermont | 14 | 38 | 2.71 |
| 8 Boston College | 16 | 44 | 2.75 |
| 9 New Hampshire | 16 | 47 | 2.94 |
| 10 Providence | 15 | 64 | 4.27 |



POWER PLAY

| Team | Totals | SHA | PP % |
|---------------------|--------|-----|------|
| 1 Boston University | 18/79 | 2 | 22.8 |
| 2 UMass Lowell | 16/80 | 1 | 20.0 |
| 3 Vermont | 14/71 | 3 | 19.7 |
| 4 Boston College | 19/109 | 5 | 17.4 |
| 5 Maine | 12/75 | 0 | 16.0 |
| 6 Massachusetts | 10/65 | 1 | 15.4 |
| 7 Northeastern | 12/86 | 2 | 14.0 |
| 8 Providence | 8/71 | 4 | 11.3 |
| 9 New Hampshire | 10/92 | 2 | 10.9 |
| 10 Merrimack | 7/67 | 1 | 10.4 |

PENALTY KILL

| Team | Totals | SHF | PK % |
|---------------------|--------|-----|------|
| 1 Northeastern | 91/99 | 5 | 91.9 |
| 2 Massachusetts | 58/64 | 2 | 90.6 |
| 3 Maine | 64/71 | 2 | 90.1 |
| 4 Boston College | 68/77 | 3 | 88.3 |
| 5 UMass Lowell | 63/73 | 1 | 86.3 |
| 6 Boston University | 76/89 | 4 | 85.4 |
| 7 New Hampshire | 79/95 | 1 | 83.2 |
| 8 Merrimack | 75/92 | 0 | 81.5 |
| 9 Vermont | 60/78 | 2 | 76.9 |
| 10 Providence | 53/71 | 1 | 74.6 |



PENALTY MINUTES

| Team | Games | PIM | PIM/G |
|---------------------|-------|-----|-------|
| 1 Northeastern | 16 | 317 | 19.8 |
| 2 New Hampshire | 16 | 312 | 19.5 |
| 3 Boston University | 15 | 264 | 17.6 |
| 4 Boston College | 16 | 266 | 16.6 |
| 5 UMass Lowell | 15 | 225 | 15.0 |
| 6 Maine | 14 | 209 | 14.9 |
| 7 Merrimack | 15 | 221 | 14.7 |
| 8 Massachusetts | 14 | 205 | 14.6 |
| 9 Vermont | 14 | 188 | 13.4 |
| 10 Providence | 15 | 175 | 11.7 |

SHOTS ON GOAL

| Team | Games | SOG | SOG/G |
|---------------------|-------|-----|-------|
| 1 New Hampshire | 16 | 555 | 34.7 |
| 2 Boston College | 16 | 515 | 32.2 |
| 3 Boston University | 15 | 469 | 31.3 |
| 4 Massachusetts | 14 | 437 | 31.2 |
| 5 Providence | 15 | 458 | 30.5 |
| 6 UMass Lowell | 15 | 415 | 27.7 |
| 7 Merrimack | 15 | 398 | 26.5 |
| 8 Vermont | 14 | 368 | 26.3 |
| 9 Northeastern | 16 | 411 | 25.7 |
| 10 Maine | 14 | 351 | 25.1 |



SCORING BY PERIOD

| Team | 1st | 2nd | 3rd | OT | Total |
|---------------------|-----|-----|-----|----|-------|
| 1 Boston University | 13 | 22 | 19 | 0 | 54 |
| 2 Boston College | 17 | 17 | 17 | 2 | 53 |
| 3 Northeastern | 13 | 20 | 18 | 1 | 52 |
| 4 UMass Lowell | 15 | 15 | 18 | - | 48 |
| 5 Massachusetts | 17 | 13 | 14 | 1 | 45 |
| 6 New Hampshire | 11 | 19 | 13 | 0 | 43 |
| 7 Vermont | 10 | 16 | 14 | 2 | 42 |
| 8 Providence | 5 | 12 | 14 | 0 | 31 |
| 9 Maine | 9 | 11 | 10 | 0 | 30 |
| 10 Merrimack | 10 | 9 | 10 | 0 | 29 |

GOALS ALLOWED BY PERIOD

| Team | 1st | 2nd | 3rd | OT | Total |
|---------------------|-----|-----|-----|----|-------|
| 1 Maine | 8 | 7 | 10 | 1 | 26 |
| 2 Massachusetts | 11 | 12 | 6 | 1 | 30 |
| 3 Boston University | 9 | 12 | 11 | 0 | 32 |
| UMass Lowell | 5 | 9 | 18 | - | 32 |
| 5 Northeastern | 8 | 13 | 13 | 0 | 34 |
| 6 Merrimack | 16 | 9 | 10 | 1 | 36 |
| 7 Vermont | 12 | 15 | 11 | 0 | 38 |
| 8 Boston College | 17 | 14 | 12 | 1 | 44 |
| 9 New Hampshire | 12 | 15 | 20 | 0 | 47 |
| 10 Providence | 15 | 28 | 21 | 0 | 64 |



SPECIAL TEAMS NET

| Team | PPF | SHA | PP NET | PPA | SHF | SH NET | ST NET |
|---------------------|-----|-----|--------|-----|-----|--------|--------|
| 1 Boston College | 19 | 5 | +14 | 9 | 3 | -6 | +8 |
| 2 Boston University | 18 | 2 | +16 | 13 | 4 | -9 | +7 |
| Maine | 12 | 0 | +12 | 7 | 2 | -5 | +7 |
| Northeastern | 12 | 2 | +10 | 8 | 5 | -3 | +7 |
| 5 UMass Lowell | 16 | 1 | +15 | 10 | 1 | -9 | +6 |
| 6 Massachusetts | 10 | 1 | +9 | 6 | 2 | -4 | +5 |
| 7 Vermont | 14 | 3 | +11 | 18 | 2 | -16 | -5 |
| 8 New Hampshire | 10 | 2 | +8 | 16 | 1 | -15 | -7 |
| 9 Merrimack | 7 | 1 | +6 | 17 | 0 | -17 | -11 |
| 10 Providence | 8 | 4 | +4 | 18 | 1 | -17 | -13 |



Hockey East Conference Scoring Leaders

Scoring

| | | | | GP | G-A-P | PPG | PIM | PP | SH | GW | HT | +/- | NHL | |
|----|--------------------|-----|----|----|-------|---------|------|------|----|----|----|-----|-----|-----|
| 1 | James van Riemsdyk | UNH | SO | F | 11 | 6-10-16 | 1.45 | 7/25 | 2 | 1 | 1 | 0 | +2 | PHI |
| 2 | Brock Bradford | BC | SR | F | 11 | 9-5-14 | 1.27 | 0/0 | 3 | 0 | 2 | 1 | E | BOS |
| 3 | James Marcou | UM | SO | F | 9 | 5-7-12 | 1.33 | 1/2 | 0 | 0 | 0 | 0 | +6 | |
| | Viktor Stålberg | UVM | JR | F | 10 | 5-7-12 | 1.20 | 5/10 | 3 | 1 | 0 | 0 | E | TOR |
| | Colin Wilson | BU | SO | F | 10 | 4-8-12 | 1.20 | 4/8 | 2 | 0 | 1 | 0 | +3 | NSH |
| 6 | Brian Gibbons | BC | SO | F | 11 | 3-8-11 | 1.00 | 7/22 | 2 | 0 | 0 | 0 | +1 | |
| 7 | Brian Roloff | UVM | JR | F | 10 | 4-6-10 | 1.00 | 0/0 | 1 | 1 | 1 | 0 | +2 | |
| | Nick Bonino | BU | SO | F | 10 | 3-7-10 | 1.00 | 1/2 | 1 | 0 | 1 | 0 | +4 | SJS |
| | Peter Lenes | UVM | SR | F | 10 | 3-7-10 | 1.00 | 3/6 | 1 | 0 | 1 | 0 | +3 | |
| | Colby Cohen | BU | SO | D | 10 | 0-10-10 | 1.00 | 5/21 | 0 | 0 | 0 | 0 | +3 | COA |
| | Peter LeBlanc | UNH | JR | F | 11 | 4-6-10 | 0.91 | 2/4 | 0 | 0 | 1 | 0 | +5 | CHI |
| 12 | Alex Berry | UM | SR | F | 8 | 4-5-9 | 1.12 | 7/22 | 0 | 0 | 1 | 0 | +6 | TOR |
| | Chris Higgins | BU | SR | F | 10 | 6-3-9 | 0.90 | 7/14 | 1 | 0 | 0 | 0 | E | |
| | Maury Edwards | UML | SO | D | 10 | 3-6-9 | 0.90 | 5/10 | 2 | 0 | 0 | 0 | +4 | |
| | Ben Holmstrom | UML | JR | F | 10 | 1-8-9 | 0.90 | 7/14 | 1 | 0 | 0 | 0 | E | |
| | Ryan Ginand | NU | SR | F | 11 | 6-3-9 | 0.82 | 2/4 | 3 | 0 | 1 | 0 | +4 | |
| | Alex Tuckerman | NU | FR | F | 11 | 4-5-9 | 0.82 | 4/8 | 1 | 0 | 1 | 0 | +7 | |
| | Chris Barton | MC | SO | F | 11 | 3-6-9 | 0.82 | 3/6 | 2 | 0 | 0 | 0 | E | |
| | Wade MacLeod | NU | SO | F | 11 | 3-6-9 | 0.82 | 1/2 | 0 | 0 | 1 | 0 | +2 | |
| | Benn Ferriero | BC | SR | F | 11 | 2-7-9 | 0.82 | 3/14 | 0 | 0 | 0 | 0 | +3 | PHO |
| | Bobby Butler | UNH | JR | F | 11 | 2-7-9 | 0.82 | 1/2 | 0 | 0 | 0 | 0 | +2 | |
| 22 | Paul Carey | BC | FR | F | 9 | 4-4-8 | 0.89 | 2/4 | 3 | 0 | 0 | 0 | E | COA |
| | Cory Quirk | UM | SR | F | 9 | 2-6-8 | 0.89 | 1/2 | 1 | 0 | 0 | 0 | +1 | |
| | Casey Wellman | UM | FR | F | 9 | 1-7-8 | 0.89 | 2/12 | 0 | 0 | 1 | 0 | E | |
| | Kory Falite | UML | JR | F | 10 | 6-2-8 | 0.80 | 3/6 | 3 | 0 | 2 | 1 | E | |
| | David Vallorani | UML | FR | F | 10 | 2-6-8 | 0.80 | 0/0 | 1 | 0 | 0 | 0 | E | |

Defenseman Scoring

| | | | | GP | G-A-P | PPG | PIM | PP | SH | GW | HT | +/- | NHL | |
|----|---------------------|-----|----|----|-------|----------|------|-------|----|----|----|-----|-----|-----|
| 1 | Colby Cohen | BU | SO | D | 10 | 0-10-10 | 1.00 | 5/21 | 0 | 0 | 0 | 0 | +3 | COA |
| 2 | Maury Edwards | UML | SO | D | 10 | 3-6-9 | 0.90 | 5/10 | 2 | 0 | 0 | 0 | +4 | |
| 3 | Matt Gilroy | BU | SR | D | 10 | 1-6-7 | 0.70 | 1/2 | 1 | 0 | 0 | 0 | +2 | |
| | Nick Schaus | UML | JR | D | 10 | 1-6-7 | 0.70 | 4/8 | 1 | 0 | 0 | 0 | +2 | |
| | Jeremy Dehner | UML | JR | D | 10 | 0-7-7 | 0.70 | 2/4 | 0 | 0 | 0 | 0 | -1 | |
| | Karl Stollery | MC | FR | D | 11 | 2-5-7 | 0.64 | 4/8 | 1 | 0 | 0 | 0 | +4 | |
| | David Strathman | NU | JR | D | 11 | 1-6-7 | 0.64 | 6/23 | 0 | 0 | 0 | 0 | +5 | |
| | Joe Charlebois | UNH | SR | D | 11 | 0-7-7 | 0.64 | 12/24 | 0 | 0 | 0 | 0 | E | CHI |
| 9 | Carl Sneep | BC | JR | D | 10 | 0-6-6 | 0.60 | 1/2 | 0 | 0 | 0 | 0 | E | PIT |
| | Kevin Kapstad | UNH | SR | D | 11 | 1-5-6 | 0.55 | 4/8 | 1 | 0 | 0 | 0 | +3 | |
| 11 | Justin Braun | UM | JR | D | 9 | 2-3-5 | 0.56 | 3/14 | 1 | 0 | 0 | 0 | E | SJS |
| | Matt Taormina | PC | SR | D | 9 | 2-3-5 | 0.56 | 3/6 | 0 | 0 | 0 | 0 | -3 | |
| | Josh Burrows | UVM | SO | D | 10 | 2-3-5 | 0.50 | 1/2 | 0 | 0 | 1 | 0 | +5 | |
| 14 | 7 Players Tied With | | | | | 4 Points | | | | | | | | |

Freshman Scoring

| | | | | GP | G-A-P | PPG | PIM | PP | SH | GW | HT | +/- | NHL | |
|----|-----------------|-----|----|----|-------|-------|------|------|----|----|----|-----|-----|-----|
| 1 | Alex Tuckerman | NU | FR | F | 11 | 4-5-9 | 0.82 | 4/8 | 1 | 0 | 1 | 0 | +7 | |
| 2 | Paul Carey | BC | FR | F | 9 | 4-4-8 | 0.89 | 2/4 | 3 | 0 | 0 | 0 | E | COA |
| | Casey Wellman | UM | FR | F | 9 | 1-7-8 | 0.89 | 2/12 | 0 | 0 | 1 | 0 | E | |
| | David Vallorani | UML | FR | F | 10 | 2-6-8 | 0.80 | 0/0 | 1 | 0 | 0 | 0 | E | |
| 5 | Jimmy Hayes | BC | FR | F | 10 | 6-1-7 | 0.70 | 1/2 | 1 | 0 | 1 | 1 | E | TOR |
| | Chris Connolly | BU | FR | F | 10 | 3-4-7 | 0.70 | 0/0 | 1 | 1 | 2 | 0 | E | |
| | Brian Flynn | ME | FR | F | 10 | 3-4-7 | 0.70 | 1/2 | 0 | 0 | 1 | 0 | +3 | |
| | Karl Stollery | MC | FR | D | 11 | 2-5-7 | 0.64 | 4/8 | 1 | 0 | 0 | 0 | +4 | |
| 9 | Matt Bergland | PC | FR | F | 9 | 1-5-6 | 0.67 | 4/8 | 0 | 0 | 0 | 0 | -5 | |
| | Gustav Nyquist | ME | FR | F | 10 | 5-1-6 | 0.60 | 3/6 | 2 | 1 | 0 | 0 | -1 | DET |
| | Steve Moses | UNH | FR | F | 10 | 2-4-6 | 0.60 | 0/0 | 0 | 0 | 0 | 0 | +3 | |
| | Steve Quailer | NU | FR | F | 11 | 0-6-6 | 0.55 | 2/4 | 0 | 0 | 0 | 0 | +6 | MON |
| 13 | Jesse Todd | MC | FR | F | 11 | 2-3-5 | 0.45 | 1/2 | 0 | 0 | 1 | 0 | +4 | |
| | Barry Almeida | BC | FR | F | 11 | 1-4-5 | 0.45 | 1/2 | 0 | 0 | 0 | 0 | -2 | |
| 15 | Michael Budd | UML | FR | F | 6 | 3-1-4 | 0.67 | 3/6 | 0 | 0 | 1 | 0 | E | |
| | Matt Ferreira | UML | FR | F | 8 | 2-2-4 | 0.50 | 1/2 | 0 | 1 | 0 | 0 | +2 | |
| | Will O'Neill | ME | FR | D | 9 | 1-3-4 | 0.44 | 9/29 | 0 | 0 | 0 | 0 | E | ATL |
| | Tommy Cross | BC | FR | D | 11 | 0-4-4 | 0.36 | 4/8 | 0 | 0 | 0 | 0 | -5 | BOS |

Hockey East Conference Scoring Leaders

Goal Scoring

| | | | | GP | GPG | G |
|-------------------------|-----|----|---|----|------|---|
| 1 Brock Bradford | BC | SR | F | 11 | 0.82 | 9 |
| 2 Jimmy Hayes | BC | FR | F | 10 | 0.60 | 6 |
| Chris Higgins | BU | SR | F | 10 | 0.60 | 6 |
| Kory Falite | UML | JR | F | 10 | 0.60 | 6 |
| James van Riemsdyk | UNH | SO | F | 11 | 0.55 | 6 |
| Ryan Ginand | NU | SR | F | 11 | 0.55 | 6 |
| 7 James Marcou | UM | SO | F | 9 | 0.56 | 5 |
| Gustav Nyquist | ME | FR | F | 10 | 0.50 | 5 |
| Rob Ricci | MC | JR | F | 10 | 0.50 | 5 |
| Viktor StÅlberg | UVM | JR | F | 10 | 0.50 | 5 |
| Mike Sislo | UNH | SO | F | 11 | 0.45 | 5 |
| 12 11 Players Tied With | | | | | | 4 |

Assist Scoring

| | | | | GP | APG | A |
|-------------------------|-----|----|---|----|------|----|
| 1 Colby Cohen | BU | SO | D | 10 | 1.00 | 10 |
| James van Riemsdyk | UNH | SO | F | 11 | 0.91 | 10 |
| 3 Colin Wilson | BU | SO | F | 10 | 0.80 | 8 |
| Ben Holmstrom | UML | JR | F | 10 | 0.80 | 8 |
| Brian Gibbons | BC | SO | F | 11 | 0.73 | 8 |
| 6 James Marcou | UM | SO | F | 9 | 0.78 | 7 |
| Casey Wellman | UM | FR | F | 9 | 0.78 | 7 |
| Nick Bonino | BU | SO | F | 10 | 0.70 | 7 |
| Jeremy Dehner | UML | JR | D | 10 | 0.70 | 7 |
| Peter Lenes | UVM | SR | F | 10 | 0.70 | 7 |
| Viktor StÅlberg | UVM | JR | F | 10 | 0.70 | 7 |
| Benn Ferriero | BC | SR | F | 11 | 0.64 | 7 |
| Joe Charlebois | UNH | SR | D | 11 | 0.64 | 7 |
| Bobby Butler | UNH | JR | F | 11 | 0.64 | 7 |
| 15 13 Players Tied With | | | | | | 6 |

Power Play Goals

| | | | | GP | GPG | G |
|--------------------|-----|----|---|----|------|---|
| 1 Paul Carey | BC | FR | F | 9 | 0.33 | 3 |
| Jason Lawrence | BU | SR | F | 10 | 0.30 | 3 |
| Kory Falite | UML | JR | F | 10 | 0.30 | 3 |
| Viktor StÅlberg | UVM | JR | F | 10 | 0.30 | 3 |
| Brock Bradford | BC | SR | F | 11 | 0.27 | 3 |
| Ryan Ginand | NU | SR | F | 11 | 0.27 | 3 |
| 7 Pierce Norton | PC | SR | F | 8 | 0.25 | 2 |
| Chris Davis | UM | SR | F | 9 | 0.22 | 2 |
| Michael Lecomte | UM | SO | F | 9 | 0.22 | 2 |
| Brayden Irwin | UVM | JR | F | 9 | 0.22 | 2 |
| Colin Wilson | BU | SO | F | 10 | 0.20 | 2 |
| Gustav Nyquist | ME | FR | F | 10 | 0.20 | 2 |
| Maury Edwards | UML | SO | D | 10 | 0.20 | 2 |
| Rob Ricci | MC | JR | F | 10 | 0.20 | 2 |
| Danny Dries | UNH | SO | F | 10 | 0.20 | 2 |
| Colin Vock | UVM | JR | F | 10 | 0.20 | 2 |
| Justin Milo | UVM | SO | F | 10 | 0.20 | 2 |
| Ben Smith | BC | JR | F | 11 | 0.18 | 2 |
| Brian Gibbons | BC | SO | F | 11 | 0.18 | 2 |
| Chris Barton | MC | SO | F | 11 | 0.18 | 2 |
| James van Riemsdyk | UNH | SO | F | 11 | 0.18 | 2 |
| Tyler McNeely | NU | SO | F | 11 | 0.18 | 2 |

Power Play Points

| | | | | GP | PPG | G-A-P |
|----------------------|-----|----|---|----|------|-------|
| 1 Viktor StÅlberg | UVM | JR | F | 10 | 0.70 | 3-4-7 |
| 2 James van Riemsdyk | UNH | SO | F | 11 | 0.55 | 2-4-6 |
| 3 Paul Carey | BC | FR | F | 9 | 0.56 | 3-2-5 |
| Colin Wilson | BU | SO | F | 10 | 0.50 | 2-3-5 |
| Justin Milo | UVM | SO | F | 10 | 0.50 | 2-3-5 |
| Ben Holmstrom | UML | JR | F | 10 | 0.50 | 1-4-5 |
| Peter Lenes | UVM | SR | F | 10 | 0.50 | 1-4-5 |
| Colby Cohen | BU | SO | D | 10 | 0.50 | 0-5-5 |
| Brock Bradford | BC | SR | F | 11 | 0.45 | 3-2-5 |
| Brian Gibbons | BC | SO | F | 11 | 0.45 | 2-3-5 |
| David Strathman | NU | JR | D | 11 | 0.45 | 0-5-5 |

Shorthanded Goals

| | | | | GP | GPG | G |
|--------------------|-----|----|---|----|------|---|
| 1 Tyler McNeely | NU | SO | F | 11 | 0.18 | 2 |
| 2 Matt Ferreira | UML | FR | F | 8 | 0.12 | 1 |
| Brandon Yip | BU | SR | F | 10 | 0.10 | 1 |
| Chris Connolly | BU | FR | F | 10 | 0.10 | 1 |
| Tanner House | ME | SO | F | 10 | 0.10 | 1 |
| Gustav Nyquist | ME | FR | F | 10 | 0.10 | 1 |
| Viktor StÅlberg | UVM | JR | F | 10 | 0.10 | 1 |
| Brian Roloff | UVM | JR | F | 10 | 0.10 | 1 |
| James van Riemsdyk | UNH | SO | F | 11 | 0.09 | 1 |
| Joe Vitale | NU | SR | F | 11 | 0.09 | 1 |
| Chris Donovan | NU | JR | F | 11 | 0.09 | 1 |

Game-Winning Goals

| | | | | GP | GPG | G |
|------------------------|-----|----|---|----|------|---|
| 1 Chris Connolly | BU | FR | F | 10 | 0.20 | 2 |
| Brett Carriere | ME | JR | D | 10 | 0.20 | 2 |
| Kory Falite | UML | JR | F | 10 | 0.20 | 2 |
| Brock Bradford | BC | SR | F | 11 | 0.18 | 2 |
| 5 37 Players Tied With | | | | | | 1 |

Plus-Minus

| | | | | GP | +/- |
|-----------------------|-----|----|---|----|-----|
| 1 Jim Driscoll | NU | JR | D | 11 | +10 |
| 2 John Wessbecker | UM | SR | D | 9 | +8 |
| 3 Alex Tuckerman | NU | FR | F | 11 | +7 |
| 4 Steve Silva | NU | SO | F | 7 | +6 |
| Alex Berry | UM | SR | F | 8 | +6 |
| James Marcou | UM | SO | F | 9 | +6 |
| Ryan Blair | UML | SO | D | 10 | +6 |
| Steve Quailer | NU | FR | F | 11 | +6 |
| 9 8 Players Tied With | | | | | +5 |

Hat Tricks

| | | | | GP | HT |
|----------------|-----|----|---|----|----|
| 1 Jimmy Hayes | BC | FR | F | 10 | 1 |
| Kory Falite | UML | JR | F | 10 | 1 |
| Brock Bradford | BC | SR | F | 11 | 1 |
| Greg Costa | NU | JR | F | 11 | 1 |

Hockey East Conference Goaltending Leaders

Goals Against Average

| | | | GP | Minutes | GA | GAA | Record | SO | Saves | Save % | NHL |
|----------------------|-----|----|----|---------|----|------|--------|----|-------|--------|-----|
| 1 Paul Dainton | UM | SO | 6 | 340:37 | 9 | 1.59 | 4-2-0 | 0 | 149 | .943 | |
| 2 Scott Darling | ME | FR | 8 | 484:50 | 14 | 1.73 | 4-3-1 | 1 | 187 | .930 | |
| 3 Brad Thiessen | NU | JR | 11 | 667:17 | 22 | 1.98 | 8-2-1 | 2 | 353 | .941 | |
| 4 Kieran Millan | BU | FR | 6 | 363:29 | 12 | 1.98 | 4-1-1 | 1 | 131 | .916 | |
| 5 Brian Foster | UNH | JR | 8 | 483:15 | 16 | 1.99 | 5-2-1 | 1 | 228 | .934 | FLA |
| 6 Nevin Hamilton | UML | JR | 8 | 474:43 | 16 | 2.02 | 4-4-0 | 1 | 219 | .932 | |
| 7 John Muse | BC | SO | 11 | 674:07 | 30 | 2.67 | 5-4-2 | 1 | 297 | .908 | |
| 8 Rob Madore | UVM | FR | 4 | 242:13 | 11 | 2.72 | 3-1-0 | 0 | 109 | .908 | |
| 9 Dan Meyers | UM | JR | 4 | 211:42 | 10 | 2.83 | 0-2-1 | 0 | 106 | .914 | |
| 10 Joe Cannata | MC | FR | 6 | 351:56 | 17 | 2.90 | 1-2-2 | 0 | 147 | .896 | |
| 11 Mike Spillane | UVM | JR | 6 | 363:36 | 18 | 2.97 | 3-2-1 | 0 | 154 | .895 | |
| 12 Andrew Brathwaite | MC | JR | 6 | 316:35 | 16 | 3.03 | 1-5-0 | 0 | 137 | .895 | |
| 13 Grant Rollheiser | BU | FR | 4 | 236:35 | 12 | 3.04 | 1-3-0 | 0 | 85 | .876 | TOR |
| 14 Justin Gates | PC | FR | 8 | 348:54 | 24 | 4.13 | 0-6-1 | 0 | 134 | .848 | |
| 15 Chris Mannix | PC | SR | 4 | 192:40 | 15 | 4.67 | 0-2-0 | 0 | 79 | .840 | |

Save Percentage

| | | | GP | Minutes | GA | GAA | Record | SO | Saves | Save % | NHL |
|----------------------|-----|----|----|---------|----|------|--------|----|-------|--------|-----|
| 1 Paul Dainton | UM | SO | 6 | 340:37 | 9 | 1.59 | 4-2-0 | 0 | 149 | .943 | |
| 2 Brad Thiessen | NU | JR | 11 | 667:17 | 22 | 1.98 | 8-2-1 | 2 | 353 | .941 | |
| 3 Brian Foster | UNH | JR | 8 | 483:15 | 16 | 1.99 | 5-2-1 | 1 | 228 | .934 | FLA |
| 4 Nevin Hamilton | UML | JR | 8 | 474:43 | 16 | 2.02 | 4-4-0 | 1 | 219 | .932 | |
| 5 Scott Darling | ME | FR | 8 | 484:50 | 14 | 1.73 | 4-3-1 | 1 | 187 | .930 | |
| 6 Kieran Millan | BU | FR | 6 | 363:29 | 12 | 1.98 | 4-1-1 | 1 | 131 | .916 | |
| 7 Dan Meyers | UM | JR | 4 | 211:42 | 10 | 2.83 | 0-2-1 | 0 | 106 | .914 | |
| 8 Rob Madore | UVM | FR | 4 | 242:13 | 11 | 2.72 | 3-1-0 | 0 | 109 | .908 | |
| 9 John Muse | BC | SO | 11 | 674:07 | 30 | 2.67 | 5-4-2 | 1 | 297 | .908 | |
| 10 Joe Cannata | MC | FR | 6 | 351:56 | 17 | 2.90 | 1-2-2 | 0 | 147 | .896 | |
| 11 Andrew Brathwaite | MC | JR | 6 | 316:35 | 16 | 3.03 | 1-5-0 | 0 | 137 | .895 | |
| 12 Mike Spillane | UVM | JR | 6 | 363:36 | 18 | 2.97 | 3-2-1 | 0 | 154 | .895 | |
| 13 Grant Rollheiser | BU | FR | 4 | 236:35 | 12 | 3.04 | 1-3-0 | 0 | 85 | .876 | TOR |
| 14 Justin Gates | PC | FR | 8 | 348:54 | 24 | 4.13 | 0-6-1 | 0 | 134 | .848 | |
| 15 Chris Mannix | PC | SR | 4 | 192:40 | 15 | 4.67 | 0-2-0 | 0 | 79 | .840 | |

Saves

| | | | GP | SVS/G | Saves | Shutouts | | | GP | Shutouts |
|---------------------|-----|----|----|-------|-------|-----------------|-----|----|----|----------|
| 1 Brad Thiessen | NU | JR | 11 | 32.1 | 353 | 1 Brad Thiessen | NU | JR | 11 | 2 |
| 2 John Muse | BC | SO | 11 | 27.0 | 297 | 2 Kieran Millan | BU | FR | 6 | 1 |
| 3 Brian Foster | UNH | JR | 8 | 28.5 | 228 | Scott Darling | ME | FR | 8 | 1 |
| 4 Nevin Hamilton | UML | JR | 8 | 27.4 | 219 | Nevin Hamilton | UML | JR | 8 | 1 |
| 5 Scott Darling | ME | FR | 8 | 23.4 | 187 | Brian Foster | UNH | JR | 8 | 1 |
| 6 Mike Spillane | UVM | JR | 6 | 25.7 | 154 | John Muse | BC | SO | 11 | 1 |
| 7 Paul Dainton | UM | SO | 6 | 24.8 | 149 | | | | | |
| 8 Joe Cannata | MC | FR | 6 | 24.5 | 147 | | | | | |
| 9 Andrew Brathwaite | MC | JR | 6 | 22.8 | 137 | | | | | |
| 10 Justin Gates | PC | FR | 8 | 16.8 | 134 | | | | | |
| 11 Kieran Millan | BU | FR | 6 | 21.8 | 131 | | | | | |
| 12 Rob Madore | UVM | FR | 4 | 27.2 | 109 | | | | | |
| 13 Dan Meyers | UM | JR | 4 | 26.5 | 106 | | | | | |
| 14 Grant Rollheiser | BU | FR | 4 | 21.2 | 85 | | | | | |
| 15 Chris Mannix | PC | SR | 4 | 19.8 | 79 | | | | | |
| 16 Matt DiGirolamo | UNH | FR | 3 | 26.0 | 78 | | | | | |
| 17 Carter Hutton | UML | JR | 2 | 23.0 | 46 | | | | | |
| 18 Dave Wilson | ME | JR | 2 | 20.0 | 40 | | | | | |
| 19 T.J. Massie | UML | FR | 1 | 8.0 | 8 | | | | | |

Hockey East Conference Team Stats



TEAM OFFENSE

| Team | Games | Goals | G/GM |
|---------------------|-------|-------|------|
| 1 Boston University | 10 | 33 | 3.30 |
| UMass Lowell | 10 | 33 | 3.30 |
| 3 Boston College | 11 | 35 | 3.18 |
| 4 Northeastern | 11 | 34 | 3.09 |
| 5 Massachusetts | 9 | 27 | 3.00 |
| 6 New Hampshire | 11 | 32 | 2.91 |
| 7 Vermont | 10 | 28 | 2.80 |
| 8 Merrimack | 11 | 24 | 2.18 |
| 9 Maine | 10 | 19 | 1.90 |
| 10 Providence | 9 | 14 | 1.56 |

TEAM DEFENSE

| Team | Games | Goals | G/GM |
|---------------------|-------|-------|------|
| 1 Maine | 10 | 20 | 2.00 |
| 2 Northeastern | 11 | 23 | 2.09 |
| 3 Massachusetts | 9 | 20 | 2.22 |
| 4 UMass Lowell | 10 | 24 | 2.40 |
| 5 Boston University | 10 | 25 | 2.50 |
| 6 Boston College | 11 | 31 | 2.82 |
| 7 Vermont | 10 | 29 | 2.90 |
| 8 Merrimack | 11 | 33 | 3.00 |
| 9 New Hampshire | 11 | 34 | 3.09 |
| 10 Providence | 9 | 40 | 4.44 |



POWER PLAY

| Team | Totals | SHA | PP % |
|---------------------|--------|-----|------|
| 1 Vermont | 12/47 | 2 | 25.5 |
| 2 UMass Lowell | 10/44 | 0 | 22.7 |
| 3 Boston College | 14/69 | 2 | 20.3 |
| 4 Boston University | 10/50 | 1 | 20.0 |
| 5 Massachusetts | 7/39 | 1 | 17.9 |
| 6 Northeastern | 8/57 | 0 | 14.0 |
| 7 Maine | 7/51 | 0 | 13.7 |
| 8 New Hampshire | 8/60 | 1 | 13.3 |
| 9 Merrimack | 6/53 | 1 | 11.3 |
| 10 Providence | 4/48 | 4 | 8.3 |

PENALTY KILL

| Team | Totals | SHF | PK % |
|---------------------|--------|-----|------|
| 1 Massachusetts | 40/43 | 0 | 93.0 |
| 2 Maine | 43/47 | 2 | 91.5 |
| 3 Northeastern | 59/65 | 4 | 90.8 |
| 4 UMass Lowell | 45/51 | 1 | 88.2 |
| 5 Boston College | 36/42 | 0 | 85.7 |
| 6 New Hampshire | 49/59 | 1 | 83.1 |
| 7 Boston University | 44/53 | 2 | 83.0 |
| 8 Merrimack | 49/64 | 0 | 76.6 |
| 9 Vermont | 38/53 | 2 | 71.7 |
| 10 Providence | 29/41 | 0 | 70.7 |



PENALTY MINUTES

| Team | Games | PIM | PIM/G |
|---------------------|-------|-----|-------|
| 1 Northeastern | 11 | 226 | 20.5 |
| 2 New Hampshire | 11 | 214 | 19.5 |
| 3 Boston University | 10 | 163 | 16.3 |
| 4 Massachusetts | 9 | 142 | 15.8 |
| 5 Boston College | 11 | 170 | 15.5 |
| 6 UMass Lowell | 10 | 153 | 15.3 |
| 7 Maine | 10 | 151 | 15.1 |
| 8 Merrimack | 11 | 161 | 14.6 |
| 9 Vermont | 10 | 128 | 12.8 |
| 10 Providence | 9 | 98 | 10.9 |

SHOTS ON GOAL

| Team | Games | SOG | SOG/G |
|---------------------|-------|-----|-------|
| 1 New Hampshire | 11 | 387 | 35.2 |
| 2 Boston College | 11 | 356 | 32.4 |
| 3 Boston University | 10 | 319 | 31.9 |
| 4 Massachusetts | 9 | 279 | 31.0 |
| 5 Providence | 9 | 277 | 30.8 |
| 6 UMass Lowell | 10 | 279 | 27.9 |
| 7 Merrimack | 11 | 283 | 25.7 |
| 8 Northeastern | 11 | 280 | 25.5 |
| 9 Vermont | 10 | 254 | 25.4 |
| 10 Maine | 10 | 252 | 25.2 |



SCORING BY PERIOD

| Team | 1st | 2nd | 3rd | OT | Total |
|---------------------|-----|-----|-----|----|-------|
| 1 Boston College | 12 | 13 | 9 | 1 | 35 |
| 2 Northeastern | 9 | 11 | 13 | 1 | 34 |
| 3 Boston University | 8 | 11 | 14 | 0 | 33 |
| UMass Lowell | 9 | 10 | 14 | - | 33 |
| 5 New Hampshire | 9 | 12 | 11 | 0 | 32 |
| 6 Vermont | 7 | 11 | 9 | 1 | 28 |
| 7 Massachusetts | 11 | 10 | 5 | 1 | 27 |
| 8 Merrimack | 8 | 9 | 7 | 0 | 24 |
| 9 Maine | 7 | 6 | 6 | 0 | 19 |
| 10 Providence | 3 | 5 | 6 | 0 | 14 |

GOALS ALLOWED BY PERIOD

| Team | 1st | 2nd | 3rd | OT | Total |
|---------------------|-----|-----|-----|----|-------|
| 1 Maine | 6 | 5 | 8 | 1 | 20 |
| Massachusetts | 6 | 8 | 5 | 1 | 20 |
| 3 Northeastern | 6 | 9 | 8 | 0 | 23 |
| 4 UMass Lowell | 4 | 6 | 14 | - | 24 |
| 5 Boston University | 8 | 10 | 7 | 0 | 25 |
| 6 Vermont | 7 | 14 | 8 | 0 | 29 |
| 7 Boston College | 14 | 7 | 9 | 1 | 31 |
| 8 Merrimack | 16 | 7 | 9 | 1 | 33 |
| 9 New Hampshire | 8 | 12 | 14 | 0 | 34 |
| 10 Providence | 8 | 20 | 12 | 0 | 40 |



SPECIAL TEAMS NET

| Team | PPF | SHA | PP NET | PPA | SHF | SH NET | ST NET |
|---------------------|-----|-----|--------|-----|-----|--------|--------|
| 1 Boston College | 14 | 2 | +12 | 6 | 0 | -6 | +6 |
| Northeastern | 8 | 0 | +8 | 6 | 4 | -2 | +6 |
| 3 Maine | 7 | 0 | +7 | 4 | 2 | -2 | +5 |
| UMass Lowell | 10 | 0 | +10 | 6 | 1 | -5 | +5 |
| 5 Massachusetts | 7 | 1 | +6 | 3 | 0 | -3 | +3 |
| 6 Boston University | 10 | 1 | +9 | 9 | 2 | -7 | +2 |
| 7 New Hampshire | 8 | 1 | +7 | 10 | 1 | -9 | -2 |
| 8 Vermont | 12 | 2 | +10 | 15 | 2 | -13 | -3 |
| 9 Merrimack | 6 | 1 | +5 | 15 | 0 | -15 | -10 |
| 10 Providence | 4 | 4 | 0 | 12 | 0 | -12 | -12 |

