



*2018 NCAA REGIONALS
HOCKEY EAST
MEDIA INFORMATION*

HOCKEY EAST IN THE NCAA TOURNAMENT

Teams Chosen By Conference (1985-2018)

Hockey East Association	112
Western Collegiate Hockey Association	107
Central Collegiate Hockey Association	90
ECAC Hockey	77
National Collegiate Hockey Conference	20
Atlantic Hockey	16
Big Ten	11
Other Conferences and Independents	33



Hockey East Appearances in the NCAA Tournament (1985 - 2018)

School	App.	Last	Frozen 4	Runner-up	Titles	Record
Boston College	23	2016	14	5	4 ('01, '08, '10, '12)	43-24-0
Boston University	21	2018	9	4	2 (1995, 2009)	27-22-0
UConn	0	--	0	0	0	0-0-0
Maine	18	2012	11	3	2 (1993, 1999)	30-20-0
Massachusetts	1	2007	0	0	0	1-1-0
UMass Lowell	8	2017	1	0	0	8-8-1
Merrimack	1	2011	0	0	0	0-1-0
New Hampshire	18	2013	4	2	0	14-18-0
Northeastern	5	2018	0	0	0	1-4-0
Notre Dame	3	2017	1	0	0	2-2-0
Providence	10	2018	2	1	1 (2015)	11-12-0
Vermont	3	2014	1	0	0	2-3-0
Total Hockey East	112	2018	43	14	9	139-115-1

Hockey East Programs

All-Time in the Division-I NCAA Tournament (1948 - 2018)

School	App.	Last	Frozen 4	Runner-up	Titles	Record
Boston College	35	2016	25	6	5 ('49, '01, '08, '10, '12)	49-41-0
Boston University	36	2018	22	6	5 ('71, '72, '78, '95, '09)	42-36-0
UConn	0	--	0	0	0	0-0-0
Maine	18	2012	11	3	2 ('93, '99)	30-20-0
Massachusetts	1	2007	0	0	0	1-1-0
UMass Lowell	8	2017	1	0	0	8-8-1
Merrimack	2	2011	0	0	0	2-3-0
New Hampshire	22	2013	7	2	0	15-25-0
Northeastern	6	2018	1	0	0	3-5-1
Providence	14	2018	4	1	1 (2015)	14-18-0
Vermont	6	2014	2	0	0	3-7-0
Totals	157	2018	76	19	13	175-172-2

HOCKEY EAST IN THE NCAA TOURNAMENT

By the Numbers

Seasons: 34
NCAA Bids: 112 (3.3 per year)

Championships: 9
1993 - University of Maine
1995 - Boston University
1999 - University of Maine
2001 - Boston College
2008 - Boston College
2009 - Boston University
2010 - Boston College
2012 - Boston College
2015 - Providence College

Runners-up: 14
Total number of Frozen Four representatives: 43

Overall Record: 139-115-1
First Round: 53-40-1
Second Round: 52-41
Semifinals: 23-18
Championship Game: 9-14
Consolation Game: 1-2

Hockey East Regular Season Champions (40 Total):

(title was shared in 94-95, 96-97, 02-03, 15-16, 16-17 three ways)

- Overall Record in NCAA Tournament: 58-37
- 19 qualified for the Frozen Four
- 11 advanced to the NCAA Championship Game
- Five won the NCAA title

Hockey East Tournament Champions (34 Total):

- Overall Record in NCAA Tournament: 64-29
- 22 qualified for the Frozen Four
- 17 advanced to the NCAA Championship Game
- Seven won the NCAA title

Hockey East Combined Champions (17 Total):

- (won both regular season and tournament)
- Overall Record in NCAA Tournament: 36-14
 - 12 qualified for the Frozen Four
 - Nine advanced to the NCAA Championship Game
 - Five won the NCAA title

Regionals

• Since regional tournament play began in 1992, 31 of the 50 teams that have advanced to the Frozen Four from the eastern regional tournaments have been from Hockey East. Seventeen Hockey East teams have been sent to the western regionals in the same span, but only two of those have advanced to the Frozen Four.

Frozen Four

• Over the last 19 seasons, Hockey East has boasted 26 of the 76 Frozen Four qualifiers, the most of any conference. By comparison:

Hockey East: 26	WCHA: 19
CCHA: 15	ECAC: 8
NCHC: 7	Big Ten: 1

• At least two Hockey East teams have qualified for the Frozen Four in 13 of the conference's 33 previous seasons, dominating the competition in that span. By comparison:

Hockey East: 13 times
WCHA: Six times
CCHA: Six times
NCHC: Three times
ECACH: Two times

Championship Game

• At least one Hockey East team has appeared in the National Championship Game in 18 of the last 27 years. Hockey East was represented by at least one team in the NCAA championship game in each of eight straight years from 1997 to 2004. That is the most consecutive appearances in the title game by any conference since the inception of Hockey East in 1984-85. Hockey East has boasted 21 of the 44 teams that have advanced to the championship game since 1993.

• On three occasions (1995, 1999, 2015) the NCAA championship game featured two Hockey East squads. The only two other occurrences of this since the inception of Hockey East in 1984-85 were once each by the WCHA (in 2005) and ECAC (in 2013).

• A Hockey East team has won the NCAA championship game in five of the last 10 seasons.

1993 NCAA CHAMPIONS



1992-93 Maine Black Bears

No.	Player	Cl.	Pos.	Hometown
1	Mike Dunham	Jr.	G	Endwell, N.Y.
2	Andy Silverman	So.	D	Beverly, Mass.
3	Matt Martin	Jr.	D	Hamden, Conn.
4	Chris Imes	Jr.	D	Birchdale, Minn.
5	Jack Rodrigue	So.	D	Nashua, N.H.
6	Jason Weinrich	Jr.	D	Gardiner, Maine
9	Paul Kariya	Fr.	F	No. Vancouver, B.C.
10	Mike Latendresse	So.	F	Montreal, Que.
11	Dan Murphy	Sr.	D	Hamden, Conn.
12	Wayne Conlan	So.	F	West Haven, Conn.
13	Dave MacIsaac	So.	D	Arlington, Mass.
14	Dave LaCouture	Sr.	F	Natick, Mass.
15	Peter Ferraro	Fr.	F	Sound Beach, N.Y.
16	Patrice Tardif	Jr.	F	St. Methode, Que.
17	Chris Ferraro	Fr.	F	Sound Beach, N.Y.
18	Eric Fenton	Sr.	F	So. Portland, Maine
19	Jim Montgomery (C)	Sr.	F	Montreal, Que.
20	Brad Purdie	Fr.	F	Ormeaux, Que.
22	Kent Salfi	Sr.	F	Clifton Park, N.Y.
24	Lee Saunders	Jr.	D	Fernie, B.C.
25	Justin Tomberlin	Jr.	F	Coleraine, Minn.
26	Chuck Texiera	Jr.	F	Easton, Mass.
27	Martin Mercier	Sr.	F	Lachine, Que.
30	Garth Snow	Sr.	G	Wrentham, Mass.
31	Cal Ingraham	Jr.	F	Georgetown, Mass.
33	Greg Hirsch	Fr.	G	Chelmsford, Mass.
36	Jamie Thompson	Fr.	F	Wayland, Mass.

Head Coach: Shawn Walsh
Assistant Coaches: Red Gendron
 Grant Standbrook

1993 NCAA Championship Game

April 3, 1993 • Bradley Center • Milwaukee, Wis.

	1	2	3	F
Maine	2	0	3	5
Lake Superior State	1	3	0	4

First Period:

Maine – Patrice Tardif (Latendresse), 0:03
 Maine – Chris Ferraro (Imes, P. Ferraro), 7:10
 LSSU – Mike Bachusz (Angelelli, Ness), 17:02

Second Period:

LSSU – Clayton Beddoes (unassisted), 7:01 (PP)
 LSSU – John Hendry (Beddoes), 15:46
 LSSU – Wayne Strachan (Hullett), 18:42

Third Period:

Maine – Jim Montgomery (Kariya), 4:19
 Maine – Jim Montgomery (Imes, Kariya), 7:40
 Maine – Jim Montgomery (Kariya), 8:54 (PP)

Shots on Goal:

Maine – 11-10-8 – 29
 LSSU – 6-10-8 – 24

Saves:

Maine – Dunham 12, Snow 8
 LSSU – Blaine Lacher 24

Penalties: Maine 5-10; LSSU 6-12

Power Plays: Maine 1 for 3; LSSU 1 for 2

Most Outstanding Player: Jim Montgomery (Maine)

1995 NCAA CHAMPIONS



1994-95 Boston University Terriers

No.	Player	Cl.	Pos.	Hometown
2	Kaj Linna	Sr.	D	Helsinki, Finland
3	Chris O'Sullivan	So.	F	Dorchester, Mass.
4	Chris Kelleher	Fr.	D	Dedham, Mass.
5	Doug Wood	Jr.	D	Sudbury, Mass.
7	Rich Brennan	Sr.	D	Guilderland, N.Y.
8	Bill Pierce	So.	F	Burlington, Mass.
9	Shawn Bates	So.	F	Medford, Mass.
10	Peter Donatelli	Fr.	F	No. Providence, R.I.
11	Bob Lachance	Jr.	F	Bristol, Conn.
12	Mike Grier	So.	F	Holliston, Mass.
14	John Hynes	Fr.	F	Warwick, R.I.
15	Mike Sylvia	Fr.	F	Newton, Mass.
16	Kenny Rausch	Sr.	F	Danbury, Conn.
17	Jay Pandolfo	Jr.	F	Burlington, Mass.
18	Chris Drury	Fr.	F	Fairfield, Conn.
19	Steve Thornton	Sr.	F	Gloucester, Ont.
20	Jeff Kealty	Fr.	D	Framingham, Mass.
21	Mike Prendergast	Sr.	F	So. Boston, Mass.
22	Matt Wright	So.	F	Belmont, Mass.
24	Jacques Joubert (C)	Sr.	F	South Bend, Ind.
26	Jon Coleman	So.	D	Canton, Mass.
27	Shane Johnson	So.	D	Brandon, Man.
30	Tom Noble	Fr.	G	Hanover, Mass.
35	Derek Herlofsky	Sr.	G	Minneapolis, Minn.

Head Coach:

Jack Parker

Assistant Coaches:

Bill Berglund

Mike Eruzione

Blaise MacDonald

1995 NCAA Championship Game

April 1, 1995 • Providence Civic Center • Providence, R.I.

	1	2	3	F
Boston University	1	2	3	6
Maine	0	1	1	2

First Period:

BU – Steve Thornton (unassisted), 14:57 (PP)

Second Period:

BU – Chris O'Sullivan (Thornton, Grier), 7:27

BU – Jacques Joubert (Linna, Prendergast), 9:15 (PP)

Maine – Tim Lovell (Frenette, Thompson), 14:51

Third Period:

Maine – Trevor Roenick (Rodrigue, Tory), 0:31 (PP)

BU – Mike Sylvia (Bates, Pandolfo), 5:23

BU – Chris O'Sullivan (Brennan, Grier), 8:30 (PP)

BU – Bob Lachance (Thornton), 18:47 (SH)

Shots on Goal:

BU – 11-14-14 – 39

Maine – 9-5-9 – 23

Saves:

BU – Tom Noble 21

Maine – Blair Allison 33

Penalties: BU 10-20; Maine 6-12

Power Plays: BU 3 for 4; Maine 1 for 8

Most Outstanding Player: Chris O'Sullivan (BU)

1999 NCAA CHAMPIONS



1998-99 Maine Black Bears

No.	Player	Cl.	Pos.	Hometown
2	Eric Turgeon	Fr.	D	Augusta, Maine
3	Doug Janik	Fr.	D	Agawam, Mass.
4	Peter Metcalf	Fr.	D	Pembroke, Mass.
5	Robert Ek	Jr.	D	Lulea, Sweden
7	Adam Tate	So.	D	Kanata, Ont.
10	Tuomo Jaaskelainen	So.	F	Helsinki, Finland
11	Jason Vitorino (C)	Sr.	F	Brookline, Mass.
12	Ben Guite	Jr.	F	Montreal, Que.
13	Marcus Gustafsson	Sr.	F	Knivsta, Sweden
15	Niko Dimitrakos	Fr.	F	Somerville, Mass.
16	Dan Kerluke	So.	F	Brampton, Ont.
17	Bobby Stewart (C)	Sr.	F	Ft. McMurray, Alb.
18	Steve Kariya (C)	Sr.	F	No. Vancouver, B.C.
21	Matthias Trattnig	So.	F	Graz, Austria
24	Jim Leger	Jr.	F	Saugus, Mass.
25	David Cullen (C)	Sr.	D	St. Catharines, Ont.
26	A.J. Begg	Fr.	F	Vancouver, B.C.
27	Ed Wood	Fr.	F	Thompson, Man.
29	Anders Lundback	So.	F	Lulea, Sweden
30	Mike Morrison	Fr.	G	Exeter, N.H.
31	Brendan Walsh	Jr.	F	Dorchester, Mass.
32	Magnus Lundback	So.	F	Lulea, Sweden
33	Alfie Michaud	Jr.	G	Selkirk, Man.
37	Barrett Heisten	Fr.	F	Anchorage, Alaska
39	Cory Larose	So.	F	Campbellton, N.B.

Head Coach:
Assistant Coaches:

Shawn Walsh
Nate Leaman
Gene Reilly
Grant Standbrook

1999 NCAA Championship Game

April 3, 1999 • Arrowhead Pond • Anaheim, Calif.

	1	2	3	OT	F
Maine	1	1	0	1	3
New Hampshire	0	1	1	0	2

First Period:

Maine – Ben Guite (Vitorino, Kerluke), 15:47 (PP)

Second Period:

Maine –a Niko Dimitrakos (Cullen, Metcalf), 4:10
UNH – Darren Haydar (Souza, Conklin), 15:58

Third Period:

UNH – Mike Souza (Krog, Haydar), 3:33

Overtime:

Maine – Marcus Gustafsson (Larose), 10:50

Shots on Goal:

Maine – 12-11-7-9 – 36
UNH – 16-19-8-5 – 48

Saves:


Maine – Alfie Michaud 46
UNH – Ty Conklin 36

Penalties: Maine 8-16; UNH 9-26

Power Plays: Maine 1 for 7; UNH 0 for 7

Most Outstanding Player: Alfie Michaud (Maine)

2001 NCAA CHAMPIONS



2000-01 BOSTON COLLEGE EAGLES

No.	Player	Cl.	Pos.	Hometown
1	Tim Kelleher	So.	G	Belmont, Mass.
2	Bobby Allen	Sr.	D	Hull, Mass.
4	Brooks Orpik	Jr.	D	East Amherst, N.Y.
5	Bill Cass	So.	D	Hingham, Mass.
6	Marty Hughes	Sr.	F	Hicksville, N.Y.
7	Rob Scuderi	Sr.	D	Bethpage, N.Y.
8	Anthony D'Arpino	So.	D	Johnston, R.I.
10	Jeff Giuliano	Jr.	F	Nashua, N.H.
11	Krys Kolanos	So.	F	Calgary, Alb.
12	Brian Gionta (C)	Sr.	F	Rochester, N.Y.
13	Tony Voce	Fr.	F	Philadelphia, Pa.
14	Ty Hennes	Fr.	F	Kent, Wash.
15	Ales Dolinar	Jr.	F	East Northport, N.Y.
17	A.J. Walker	So.	F	Faribault, Minn.
18	Mark McLennan	Sr.	F	Kanata, Ont.
19	Chuck Kobasew	Fr.	F	Osoyoos, B.C.
20	Joe Schuman	Fr.	D	Bloomington, Minn.
22	Ben Eaves	Fr.	F	Faribault, Minn.
23	J.D. Forrest	Fr.	D	Auburn, N.Y.
24	Brett Peterson	Fr.	D	Northborough, Mass.
25	Justin Dziama	Fr.	F	Natick, Mass.
27	Mike Lephart	Sr.	F	Niskayuna, N.Y.
28	Dan Sullivan	Sr.	D	So. Windsor, Conn.
29	Tom Egan	So.	G	Rye, N.Y.
30	Scott Clemmensen	Sr.	G	Urbandale, Iowa

Head Coach: Jerry York
Assistant Coaches: Mikeavanaugh
 Jim Logue
 Scott Paluch

2001 NCAA Championship Game

April 7, 2001 • Pepsi Arena • Albany, NY

	1	2	3	OT	F
Boston College	0	2	0	1	3
North Dakota	0	0	2	0	2

First Period:

No scoring

Second Period:

BC – Chuck Kobasew (Giuliano), 5:26 (PP)

BC – Mike Lephart (Forrest, Allen), 8:50

Third Period:

UND – Tim Skarperud (Roche, Lundbohm), 16:18 (PP)

UND – Wes Dorey (Schneekloth, Lundbohm), 19:24

Overtime:

BC – Krys Kolanos (Voce, Kobasew), 4:43

Shots on Goal:

BC – 9-12-7-3 – 31

UND – 9-9-16-3 – 37

Saves:

BC – Scott Clemmensen 35

UND – Karl Goehring 28

Penalties: BC 7-14; UND 7-14

Power Plays: BC 1 for 7; UND 1 for 7

Most Outstanding Player: Chuck Kobasew (BC)

2008 NCAA CHAMPIONS



2007-08 Boston College Eagles

No.	Player	Cl.	Pos.	Hometown
1	John Muse	Fr.	G	East Falmouth, Mass.
2	Anthony Aiello	Jr.	D	Braintree, Mass.
4	Mike Brennan (C)	Sr.	D	Smithtown, N.Y.
5	Tim Filangieri	Jr.	D	Islip Terrace, N.Y.
6	Tim Kunes	Jr.	D	Huntington, N.Y.
7	Carl Sneep	So.	D	Nisswa, Minn.
9	Nathan Gerbe	Jr.	F	Oxford, Mich.
10	Ryan Hayes	Fr.	F	Syracuse, N.Y.
11	Joe Adams	Sr.	F	Wayzata, Minn.
12	Ben Smith	So.	F	Avon, Conn.
13	Pat Gannon	Sr.	F	Arlington, Mass.
14	Matt Greene (A)	Sr.	F	Plymouth, Mass.
15	Joe Whitney	Fr.	F	Reading, Mass.
17	Brian Gibbons	Fr.	F	Braintree, Mass.
18	Kyle Kucharski	Jr.	F	Saugus, Mass.
19	Brock Bradford	Jr.	F	Burnaby, B.C.
20	Joseph Ehiorobo	So.	F	Farmingdale, Maine
21	Benn Ferriero	Jr.	F	Essex, Mass.
22	Dan Bertram (A)	Sr.	F	Calgary, Alb.
24	Matt Lombardi	So.	F	Milton, Mass.
25	Matt Price	So.	F	Milton, Ont.
26	Nick Petrecki	Fr.	D	Clifton Park, N.Y.
27	Andrew Orpik	Jr.	F	East Amherst, N.Y.
28	Corey Griffin	So.	F	Hingham, Mass.
29	Alex Kremer	So.	G	Darien, Conn.
30	Andrew Margolin	Fr.	G	Mahwah, N.J.

Head Coach:

Associate Head Coach:

Assistant Coaches:

Jerry York

Mike Cavanaugh

Greg Brown

Jim Logue

2008 NCAA Championship Game

April 12, 2008 • Pepsi Center • Denver, Colo.

	1	2	3	F
Boston College	0	3	1	4
Notre Dame	0	1	0	1

First Period:

No Goals

Second Period:

BC - Nathan Gerbe (Gibbons, Smith), 2:23

BC - Nathan Gerbe (Smith, Bertram), 5:37

BC - Joe Whitney (Gerbe, Ferriero), 8:11

ND - Kevin Deeth (Lawson, Cole), 9:07

Third Period:

BC - Ben Smith (Gerbe, Gibbons), 5:31

Shots on Goal:

BC - 7-11-5 - 23

ND - 5-8-8 - 21

Saves:

BC - John Muse 20

ND - Jordan Pearce 19

Penalties: BC 8-16; ND 5-10

Power Plays: BC 2 for 5; ND 0 for 8

Most Outstanding Player: Nathan Gerbe (BC)

2009 NCAA CHAMPIONS



2008-09 Boston University Terriers

No.	Player	Cl.	Pos.	Hometown
2	Eric Gryba	Jr.	D	Saskatoon, Sask.
3	Kevin Shattenkirk	So.	D	New Rochelle, N.Y.
4	Ryan Ruikka	Fr.	D	Chelsea, Mich.
5	David Warsofsky	Fr.	D	Marshfield, Mass.
6	Joe Pereira	So.	F	West Haven, Conn.
7	Brian Strait (A)	Jr.	D	Waltham, Mass.
8	Steve Smolinsky	Sr.	F	Plymouth, Mass.
9	Corey Trivino	Fr.	F	Toronto, Ont.
10	Chris Higgins	Sr.	F	Lynnfield, Mass.
11	Zach Cohen	Jr.	F	Schaumburg, Ill.
12	Chris Connolly	Fr.	F	Duluth, Minn.
13	Nick Bonino	So.	F	Unionville, Conn.
14	Andrew Glass	Fr.	F	Wrentham, Mass.
15	John McCarthy (C)	Sr.	F	Andover, Mass.
16	Kevin Gilroy	Fr.	F	North Bellmore, N.Y.
17	Victor Saponari	So.	F	Powder Springs, Ga.
18	Brandon Yip	Sr.	F	Maple Ridge, B.C.
21	Jason Lawrence	Sr.	F	Saugus, Mass.
22	Russ Gaudet	Fr.	F	Burlington, Mass.
25	Colby Cohen	So.	D	Villanova, Pa.
26	Luke Popko	Jr.	F	Skillman, N.J.
27	Vinny Saponari	Fr.	F	Powder Mills, Ga.
31	Kieran Millan	Fr.	G	Edmonton, Alb.
32	Adam Kraus	So.	G	Irving, Texas
33	Colin Wilson	So.	F	Winnipeg, Man.
35	Grant Rollheiser	Fr.	G	Chilliwack, B.C.
97	Matt Gilroy (C)	Sr.	D	North Bellmore, N.Y.

Head Coach: Jack Parker
Associate Head Coach: David Quinn
Assistant Coaches: Mike Bavis
 Mike Geragosian

2009 NCAA Championship Game

April 11, 2009 • Verizon Center • Washington, D.C.

	1	2	3	OT	F
Miami	1	2	0	0	3
Boston Univeristy	1	0	2	1	4

First Period:

BU -- Chris Connolly (Warsofsky, Gryba), 15:15

Second Period:

MIA -- Gary Steffes (Miele, Palmer), 2:01

Third Period:

MIA -- Tommy Wingels (Camper), 12:31
 MIA -- Trent Vogelhuber (Kaufman), 15:52
 BU -- Zach Cohen (Bonino, Brandon Yip), 19:00
 BU -- Nick Bonino (Gilroy, Higgins), 19:42

Overtime:

BU -- Colby Cohen (Shattenkirk, Connolly), 11:47

Shots on Goal:

MIA – 10-9-9-4 – 32
 BU – 9-7-7-9 – 32

Saves:

MIA – Cody Reichard- 28
 BU – Kieran Millan- 29

Penalties: Miami 3-6; BU 8-16

Power Plays: Miami 0-7; BU 0-2

Most Outstanding Player: Colby Cohen (BU)

2010 NCAA CHAMPIONS



2009-10 Boston College Eagles

No.	Player	Cl.	Pos.	Hometown
1	John Muse	Jr.	G	East Falmouth, Mass.
2	Brian Dumoulin	Fr.	D	Biddeford, Maine
4	Tommy Cross	So.	D	Simsbury, Conn.
5	Philip Samuelsson	Fr.	D	Scottsdale, Ariz.
6	Patrick Wey	Fr.	D	Pittsburgh, Pa.
7	Carl Sneep	Sr.	D	Nisswa, Minn.
8	Edwin Shea	So.	D	Shrewsbury, Mass.
9	Barry Almeida	So.	F	Springfield, Mass.
10	Jimmy Hayes	So.	F	Dorchester, Mass.
11	Pat Mullane	Fr.	F	Wallingford, Conn.
12	Ben Smith	Sr.	F	Avon, Conn.
13	Cam Atkinson	So.	F	Greenwich, Conn.
14	Brooks Dyrhoff	Fr.	F	Boulder, Col.
15	Joe Whitney	Jr.	F	Reading, Mass.
17	Brian Gibbons	Jr.	F	Braintree, Mass.
19	Chris Kreider	Fr.	F	Boxford, Mass.
21	Steven Whitney	Fr.	F	Reading, Mass.
22	Paul Carey	So.	F	Weymouth, Mass.
23	Malcolm Lyles	So.	D	Miami Gardens, Fla.
24	Matt Lombardi	Sr.	F	Milton, Mass.
25	Matt Price	Sr.	F	Milton, Ont.
27	Patch Alber	Fr.	D	Clifton Park, N.Y.
28	Tommy Atkinson	So.	F	Greenwich, Conn.
30	Chris Venti	So.	G	Needham, Mass.
35	Parker Milner	Fr.	G	Pittsburgh, Pa.

Head Coach:

Jerry York

Associate Head Coach:

Mike Cavanaugh

Assistant Coaches:

Greg Brown

Jim Logue

2010 NCAA CHAMPIONSHIP GAME

April 10, 2010 • Ford Field • Detroit, Mich.

	1	2	3	F
Boston College	1	0	4	5
Wisconsin	0	0	0	0

First Period:

BC - Ben Smith (S. Whitney, J. Whitney), 12:57

Second Period:

No Scoring

Third Period:

BC - Cam Atkinson (J. Whitney, Gibbons), 1:38

BC - Jimmy Hayes (Hayes, Samuelsson), 3:40

BC - Cam Atkinson (Gibbons, J. Whitney), 7:20

BC - Matt Price (unassisted), 15:29

Shots on Goal:

BC - 12-6-8 - 26

WIS - 5-9-6 - 20

Saves:

BC - John Muse 20


WIS - Scott Gudmandson 21

Penalties: BC 4-8; WIS 6-12

Power Plays: BC 2-5; WIS 0-3

Most Outstanding Player: Ben Smith (BC)

2012 NCAA CHAMPIONS



2011-12 Boston College Eagles

No.	Player	Cl.	Pos.	Hometown
1	Brian Billett	Fr.	G	Brunswick, Maine
2	Brian Dumoulin	Jr.	D	Biddeford, Maine
3	Patch Alber	Jr.	D	Clifton Park, N.Y.
4	Tommy Cross (C)	Sr.	D	Simbury, Conn.
5	Mark Begert	Fr.	D	West Vancouver, B.C.
6	Patrick Wey	Jr.	D	Pittsburgh, Pa.
7	Isaac MacLeod	So.	D	Nelson, B.C.
8	Edwin Shea	Sr.	D	Shrewsbury, Mass.
9	Barry Almeida (A)	Sr.	F	Springfield, Mass.
10	Danny Linell	Fr.	F	Great Neck, N.Y.
11	Pat Mullane	Jr.	F	Wallingford, Conn.
12	Kevin Hayes	So.	F	Dorchester, Mass.
13	Johnny Gaudreau	Fr.	F	Carneys Point, N.J.
14	Brooks Dyrhoff	Jr.	F	Boulder, Col.
15	Cam Spiro	Fr.	F	Hingham, Mass.
17	Destry Straight	Fr.	F	West Vancouver, B.C.
18	Michael Sit	Fr.	F	Edina, Minn.
19	Chris Kreider	Jr.	F	Boxford, Mass.
21	Steven Whitney	Jr.	F	Reading, Mass.
22	Paul Carey (A)	Sr.	F	Weymouth, Mass.
23	Patrick Brown	So.	F	Bloomfield Hills, Mich.
24	Bill Arnold	So.	F	Needham, Mass.
27	Quinn Smith	Fr.	F	Fairfield, Conn.
28	Tommy Atkinson	Sr.	F	Greenwich, Conn.
30	Chris Venti	Sr.	G	Needham, Mass.
35	Parker Milner	Jr.	G	Pittsburgh, Pa.

Head Coach:

Jerry York

Associate Head Coach:

Mike Cavanaugh

Assistant Coaches:

Greg Brown

Jim Logue

2012 NCAA CHAMPIONSHIP GAME

April 7, 2012 • TB Times Forum • Tampa, Fla.

	1	2	3	F
Ferris State	1	0	0	1
Boston College	2	0	2	4

First Period:

BC - Steven Whitney - 15 (Almeida), 3:18

FSU - Garrett Thompson - 11 (Huff, Ouellette), 5:19

BC - Paul Carey - 18 (Dumoulin, Mullane), 10:33 (PP)

Second Period:

No Scoring

Third Period:

BC - Johnny Gaudreau - 21 (Hayes, Wey), 16:58

BC - Steven Whitney - 16 (Arnold), 18:57

Shots on Goal:

FSU - 7-15-6 - 28

BC - 8-14-15 - 37

Saves:

FSU - Taylor Nelson 33

BC - Parker Milner 27

Penalties: FSU 4-8; BC 5-10

Power Plays: FSU 0-4; BC 1-3

Most Outstanding Player: Parker Milner (BC)

2015 NCAA CHAMPIONS



2015 Providence College Friars

No.	Name	Cl.	Pos.	Hometown
1	Brendan Leahy	So.	G	Reading, Massachusetts
2	Logan Day	Fr.	D	Seminole, Florida
3	John Gilmour	Jr.	D	Montreal, Quebec
4	Mark Adams	Sr.	D	Boxford, Massachusetts
5	Kyle McKenzie	So.	D	Aston, Pennsylvania
6	Tom Parisi	Jr.	D	Commack, New York
7	Drew Brown	Sr.	F	Grass Lake, Michigan
9	Trevor Mingoia	Jr.	F	Fairport, New York
10	Mark Jankowski	Jr.	F	Dundas, Ontario
11	Niko Rufo	So.	F	Stoneham, Massachusetts
12	Stefan Demopoulos	Sr.	F	La Mesa, California
14	Ross Mauermann	Sr.	F	Janesville, Wisconsin
15	Steven McParland	Jr.	F	Schreiber, Ontario
16	Anthony Florentino	So.	D	West Roxbury, Massachusetts
17	Brooks Behling	Jr.	F	Pittsburgh, Pennsylvania
18	Nick Saracino	Jr.	F	St. Louis, Missouri
19	Jake Walman	Fr.	D	Toronto, Ontario
20	Shane Luke	Sr.	F	Dauphin, Manitoba
21	Kevin Rooney	Jr.	F	Canton, Massachusetts
22	Brandon Tanev	Jr.	F	Toronto, Ontario
23	Truman Reed	Fr.	D	Anchorage, Alaska
24	Noel Acciari	Jr.	F	Johnston, Rhode Island
25	Robbie Hennessey	Fr.	F	Garnet Valley, Pennsylvania
26	Brian Pinho	Fr.	D	North Andover, Massachusetts
27	Josh Monk	So.	D	Langley, British Columbia
28	Alex Cromwell	Fr.	F	McKinney, Texas
29	Conor MacPhee	So.	F	Windham, New Hampshire
32	Jon Gillies	Jr.	G	South Portland, Maine
35	Nick Ellis	So.	G	Millersville, Maryland

Head Coach: Nate Leaman
Associate Head Coach: Steve Miller
Assistant Coaches: Kris Mayotte

2015 NCAA Championship Game

April 11, 2015 • TD Garden • Boston, Mass.

	1	2	3	F
Providence	1	1	2	4
Boston University	2	1	0	3

First Period:

Prov – Anthony Florentino (Acciari, Luke), 9:25

BU – Ahti Oksanen, 12:50

BU – Danny O'Regan (Eichel), 12:54

Second Period:

Prov – Mark Jankowski (Mingoia, Mauermann), 4:29 (PP)

BU – Cason Hohmann (Oksanen), 11:36

Third Period:

Prov – Tom Parisi, 11:24

Prov – Brandon Tanev (Rooney), 13:43

Shots on Goal:

Prov – 6-17-20 – 43

BU – 18-22-12 – 52

Saves:

Prov – Gillies 49

BU – O'Connor 39

Penalties: Providence 1-2; BU 3-6

Power Plays: Providence 1 for 3; BU 0 for 1

Most Outstanding Player: Jon Gillies - Providence

NCAA TOURNAMENT RESULTS

Season	Opening Round	Quarterfinals	Semifinals	Championship	Consolation
1985	--	BC def. Minnesota (5-7, 4-1) PC def. MSU (2-3, 4-2)	PC def. BC (4-5 3 OT)	RPI def. PC (2-1)	UMD def. BC (7-6 OT)
1986	--	Minnesota def. BU (6-4, 5-3) MSU def. BC (6-4, 4-2)	--	--	--
1987	--	Minnesota def. BC (4-1, 3-2) Michigan State def. ME (6-2, 5-3)	--	--	--
1988	MC def. NU (5-3, 7-3) Wisconsin def. UML (7-1, 4-4)	ME def. Bowling Green (5-1, 4-3)	Lake Superior def. ME (6-3)	--	ME def. Minnesota (5-2)
1989	PC def. NMU (5-9, 4-2, 2-0) BC def. Bowling Green (8-5, 4-2)	ME def. PC (8-6, 3-2, 4-3 2OT) MSU def. BC (6-3, 7-2, 5-4 OT)	Minnesota def. ME (7-4)	--	MUS def. ME (7-4)
1990	ME def. Bowling Green (8-4, 5-2) BU def. UND (8-5, 5-3, 5-0)	BC def. Minnesota (4-2, 1-2, 6-1) Wisconsin def. ME (7-3, 4-3 OT) BU def. MSU (3-6, 5-3, 5-3)	Wisconsin def. BC (2-1) Colgate def. BU (3-2)	--	--
1991	Minnesota def. PC (4-3, 8-4, 8-3) UAA def. BC (3-2, 3-1)	ME def. Minnesota (4-0, 5-0) BU def. Michigan (4-1, 8-1)	NMU def. ME (5-3) BU def. Clarkson (7-3)	NMU def. BU (8-7 3OT)	--
1992	MSU def. BU (4-2) Wisconsin def. UNH (4-2)	MSU def. ME (3-2)	--	--	--
Season	Opening Round	Regional Finals	Semifinals	Championship	
1993	--	ME def. Minnesota (6-2) BU def. NMU (4-1)	Lake Superior def. BU (6-1) ME def. Michigan (4-3 OT)	ME def. Lake Superior (5-4)	
1994	UNH def. RPI (2-0) UML def. MSU (4-3) Lake Superior def. NU (6-5 OT)	BU def. Wisconsin (4-1) Harvard def. UNH (7-1) Minnesota def. UML (2-1 2OT)	BU def. Minnesota (4-1)	Lake Superior def. BU (9-1)	
1995	Denver def. UNH (9-2)	BU def. Lake Superior (6-2) ME def. Denver (4-2)	BU def. Minnesota (7-3) ME def. Michigan (4-3 OT)	BU def. ME (6-2)	
1996	Minnesota def. PC (5-1) UML def. MSU (6-2)	BU def. Clarkson (3-2) Colorado College def. UML (5-3)	Michigan def. BU (4-0)	--	
1997	Colorado College def. UNH (3-2)	BU def. Denver (4-3 OT)	BU def. Michigan (3-2)	UND def. BU (6-4)	
1998	UNH def. Wisconsin (7-4)	BC def. Colorado College (6-1) UNH def. BU (4-3 OT)	Michigan def. UNH (4-0) BC def. Ohio State (5-2)	Michigan def. BC (3-2 OT)	
1999	ME def. Ohio State (4-2) BC def. NMU (2-1)	ME def. Clarkson (7-2) UNH def. Michigan (2-1 OT) BC def. UND (3-1)	UNH def. MSU (5-3) ME def. BC (2-1 OT)	ME def. UNH (3-2 OT)	
2000	Niagara def. UNH (4-1) BC def. MSU (6-5 OT) BU def. St. Cloud State (5-3)	ME def. Michigan (5-2) BC def. Wisconsin (4-1) St. Lawrence def. BU (4-2 4OT)	UND def. ME (2-0) BC def. St. Lawrence (4-2)	UND def. BC (4-2)	
2001	ME def. Minnesota (5-4 OT) Wisconsin def. PC (4-1)	BC def. ME (3-1)	BC def. Michigan (4-2)	BC def. UND (3-2 OT)	
2002	ME def. Harvard (4-3 OT)	ME def. BU (4-3) UNH def. Cornell (4-3)	ME def. UNH (7-2)	Minnesota def. ME (4-3 OT)	
2003	BU def. Harvard (6-4) UNH def. St. Cloud State (5-2) BC def. Ohio State (1-0) Michigan def. ME (2-1)	UNH def. BU (3-0) Cornell def. BC (2-1 2OT)	UNH def. Cornell (3-2)	Minnesota def. UNH (5-1)	
2004	ME def. Harvard (5-4) BC def. Niagara (5-2) Michigan def. UNH (4-1)	ME def. Wisconsin (2-1 OT) BC def. Michigan (3-2 OT)	ME def. BC (2-1)	Denver def. ME (1-0)	
2005	BC def. Mercyhurst (5-4) UND def. BU (4-0) Minnesota def. ME (1-0 OT) UNH def. Harvard (3-2 OT)	Denver def. UNH (4-2) UND def. BC (6-3)	--	--	

NCAA TOURNAMENT RESULTS

Season	Opening Round	Regional Finals	Semifinals	Championship
2006	BU def. Nebraska Omaha (9-2) BC def. Miami (5-0) ME def. Harvard (6-1) MSU def. UNH (1-0)	BC def. BU (5-0) ME def. MSU (5-4)	BC def. UND (6-5) Wisconsin def. ME (5-2)	Wisconsin def. BC (2-1)
2007	UMass def. Clarkson (1-0 OT) BC def. St. Lawrence (4-1) ME def. St. Cloud State (4-1) Michigan State def. BU (5-1) Miami def. UNH (2-1)	BC def. Miami (4-0) ME def. UMass (3-1)	BC def. UND (6-4) MSU def. ME (4-2)	MSU def. BC (3-1)
2008	Notre Dame def. UNH (7-3) BC def. Minnesota (5-2)	BC def. Miami (4-3 OT)	BC def. UND (6-1)	BC def. Notre Dame (4-1)
2009	BU def. Ohio State (8-3) UNH def. UND (6-5 OT) UVM def. Yale (4-1) Cornell def. NU (3-2)	BU def. UNH (2-1) UVM def. Air Force (2OT)	BU def. UVM (5-4)	BU def. Miami (4-3 OT)
2010	BC def. Alaska (3-1) UNH def. Cornell (6-2) Wisconsin def. Vermont (3-2)	BC def. Yale (9-7) RIT def. UNH (6-2)	BC def. Miami (7-1)	BC def. Wisconsin (5-0)
2011	UNH def. Miami (3-1) Notre Dame def. MC (4-3 OT) Colorado College def. BC (8-4)	Notre Dame def. UNH (2-1)	--	--
2012	UML def. Miami (4-3 OT) BC def. Air Force (2-0) Minnesota def. BU (7-3) UMD def. ME (5-2)	BC def. UMD (4-0) Union def. UML (4-2)	BC def. UND (6-1)	BC def. Ferris State (4-1)
2013	UML def. Wisconsin (6-1) Union def. BC (5-1)	UML def. UNH (2-0)	Yale def. UML (3-2 OT)	--
2014	UML def. Minnesota State (2-1) BC def. Denver (6-2) PC def. Quinnipiac (4-0) Union def. UVM (5-2) St. Cloud State def. ND (4-3 OT)	BC def. UML (4-3) Union def. PC (3-1)	Union def. BC (5-4)	--
2015	BU def. Yale (3-2 OT) PC def. Miami (7-5) Denver def. BC (5-2)	BU def. UMD (3-2) PC def. Denver (4-1)	BU def. UND (5-3) PC def. Omaha (4-1)	PC def. BU (4-3)
2016	UML def. Yale (2-1) BC def. Harvard (4-1) Denver def. BU (7-2) UND def. NU (6-2) Michigan def. Notre Dame (3-2 OT) UMD def. PC (2-1 2OT)	BC def. UMD (3-2) Quinnipiac def. UML (4-1)	Quinnipiac def. BC (3-2)	--
2017	UML def. Cornell (5-0) BU def. North Dakota (4-3 2OT) ND def. Minnesota (3-2) Harvard def. PC (3-0)	ND def. UML (3-2 OT) UMD def. BU (3-2 OT)	Denver def. ND (6-1)	--
2018	BU vs. Cornell NU vs. Michigan PC vs. Clarkson			

FROZEN FOUR ALL-TOURNAMENT TEAM SELECTIONS

Year	Goalie	Forwards	Defensemen
1985	Chris Terreri* - PC*		
1988		David Capuano - Maine	
1991		Tony Amonte -BU Jean Yves-Roy - Maine	
1993	Garth Snow - Maine	Jim Montgomery* - Maine Paul Kariya - Maine Chris Imes - Maine	
1994		Tony Amonte - BU Jean Yves-Roy - Maine	
1995	Blair Allison -Maine	Chris O'Sullivan* - BU Shawn Bates - BU Dan Shermerhorn - Maine	Chris Imes - Maine Kaj Linna - BU
1997		Chris Drury - BU	Tom Poti -BU
1998		Marty Reasoner - BC	Mike Mottau - BU
1999	Alfie Michaud* - Maine	Niko Dimitrakos - Maine Jason Krog - UNH Mike Souza - UNH	David Cullen - Maine Jayme Filipowicz - UNH
2000		Jeff Farkas - BC	Mike Mottau -BC
2001	Scott Clemmensen -BC	Chuck Kobasew* - BC Krys Kolanos - BC	Rob Scuderi - BC
2002		Robert Liscak -Maine	Peter Metcalf - Maine Michael Schutte - Maine
2003		Nathan Martz - UNH Steve Saviano -UNH	
2004		Dustin Penner - Maine	Prestin Ryan - Maine
2006		Chris Collins - BC	Brett Motherwell - BC
2007		Brian Boyle - BC Nathan Gerbe - BC	
2008	John Muse - BC	Nathan Gerbe* - BC Ben Smith - BC	Mike Brennan - BC
2009	Kieran Millan -BU	Nick Bonino - BU Colin Wilson - BU	Colby Cohen - BU
2010	John Muse - BC	Ben Smith* - BC Cam Atkinson - BC Joe Whitney - BC	Brian Dumoulin - BC
2012	Parker Milner - BC	Paul Carey - BC Steven Whitney - BC	Brian Dumoulin - BC
2015	Jon Gillies* - PC	Mark Jankowski - PC Jack Eichel - BU Athi Oksanen - BU	Anthony Florentino - PC Matt Grzelcyk - BU

* Frozen Four Most Outstanding Player

ALL-TIME FROZEN FOUR RESULTS

Year	Champion	Runner-up	Third	Fourth	Site
1948	Michigan	Dartmouth	Boston College	Colorado College	Col. Springs, Colo.
1949	Boston College	Dartmouth	Michigan	Colorado College	Col. Springs, Colo.
1950	Colorado College	Boston University	Michigan	Boston College	Col. Springs, Colo.
1951	Michigan	Brown	Boston University	Colorado College	Col. Springs, Colo.
1952	Michigan	Colorado College	Yale	St. Lawrence	Col. Springs, Colo.
1953	Michigan	Minnesota	Rensselaer	Boston University	Col. Springs, Colo.
1954	Rensselaer	Minnesota	Michigan	Boston College	Col. Springs, Colo.
1955	Michigan	Colorado College	Harvard	St. Lawrence	Col. Springs, Colo.
1956	Michigan	Michigan Tech	St. Lawrence	Boston College	Col. Springs, Colo.
1957	Colorado College	Michigan	Clarkson	Harvard	Col. Springs, Colo.
1958	Denver	North Dakota	Clarkson	Harvard	Minneapolis, Minn.
1959	North Dakota	Michigan State	Boston College	St. Lawrence	Troy, N.Y.
1960	Denver	Michigan Tech	Boston University	St. Lawrence	Boston, Mass.
1961	Denver	St. Lawrence	Minnesota	Rensselaer	Denver, Colo.
1962	Michigan Tech	Clarkson	Michigan	St. Lawrence	Utica, N.Y.
1963	North Dakota	Denver	Clarkson	Boston College	Chestnut Hill, Mass.
1964	Michigan	Denver	Rensselaer	Providence	Denver, Colo.
1965	Michigan Tech	Boston College	North Dakota	Brown	Providence, R.I.
1966	Michigan State	Clarkson	Denver	Boston University	Minneapolis, Minn.
1967	Cornell	Boston University	Michigan State	North Dakota	Syracuse, N.Y.
1968	Denver	North Dakota	Cornell	Boston College	Duluth, Minn.
1969	Denver	Cornell	Harvard	Michigan Tech	Col. Springs, Colo.
1970	Cornell	Clarkson	Wisconsin	Michigan Tech	Lake Placid, N.Y.
1971	Boston University	Minnesota	Denver	Harvard	Syracuse, N.Y.
1972	Boston University	Cornell	Wisconsin	Denver	Boston, Mass.
1973	Wisconsin	Denver	Boston College	Cornell	Boston, Mass.
1974	Minnesota	Michigan Tech	Boston University	Harvard	Boston, Mass.
1975	Michigan Tech	Minnesota	Boston University	Harvard	St. Louis, Mo.
1976	Minnesota	Michigan Tech	Brown	Boston University	Denver, Colo.
1977	Wisconsin	Michigan	Boston University	New Hampshire	Detroit, Mich.
1978	Boston University	Boston College	Bowling Green	Wisconsin	Providence, R.I.
1979	Minnesota	North Dakota	Dartmouth	New Hampshire	Detroit, Mich.
1980	North Dakota	Northern Michigan	Dartmouth	Cornell	Providence, R.I.
1981	Wisconsin	Minnesota	Michigan Tech	Northern Michigan	Duluth, Minn.
1982	North Dakota	Wisconsin	Northeastern	New Hampshire	Providence, R.I.
1983	Wisconsin	Harvard	Providence	Minnesota	Grand Forks, ND
1984	Bowling Green	Minnesota Duluth	North Dakota	Michigan State	Lake Placid, N.Y.
1985	Rensselaer	Providence	Minnesota Duluth	Boston College	Detroit, Mich.
1986	Michigan State	Harvard	Minnesota	Denver	Providence, R.I.
1987	North Dakota	Michigan State	Minnesota	Harvard	Detroit, Mich.
1988	Lake Superior State	St. Lawrence	Maine	Minnesota	Lake Placid, N.Y.
1989	Harvard	Minnesota	Michigan State	Maine	St. Paul, Minn.
Year	Champion	Runner-up	Other Semifinalists	Site	
1990	Wisconsin	Colgate	Boston College	Boston University	Detroit, Mich.
1991	Northern Michigan	Boston University	Maine	Clarkson	St. Paul, Minn.
1992	Lake Superior State	Wisconsin	Michigan	Michigan State	Albany, N.Y.
1993	Maine	Lake Superior State	Boston University	Michigan	Milwaukee, Wis.
1994	Lake Superior State	Boston University	Harvard	Minnesota	St. Paul, Minn.
1995	Boston University	Maine	Michigan	Minnesota	Providence, R.I.
1996	Michigan	Colorado College	Boston University	Vermont	Cincinnati, Ohio
1997	North Dakota	Boston University	Colorado College	Michigan	Milwaukee, Wis.
1998	Michigan	Boston College	New Hampshire	Ohio State	Boston, Mass.
1999	Maine	New Hampshire	Boston College	Michigan State	Anaheim, Calif.
2000	North Dakota	Boston College	Maine	St. Lawrence	Providence, R.I.
2001	Boston College	North Dakota	Michigan	Michigan State	Albany, N.Y.
2002	Minnesota	Maine	New Hampshire	Michigan	St. Paul, Minn.
2003	Minnesota	New Hampshire	Cornell	Michigan	Buffalo, N.Y.
2004	Denver	Maine	Boston College	Minnesota Duluth	Boston, Mass.
2005	Denver	North Dakota	Colorado College	Minnesota	Columbus, Ohio
2006	Wisconsin	Boston College	Maine	North Dakota	Milwaukee, Wis.
2007	Michigan State	Boston College	Maine	North Dakota	St. Louis, Mo.
2008	Boston College	Notre Dame	Michigan	North Dakota	Denver, Colo.
2009	Boston University	Miami	Bemidji State	Vermont	Washington, D.C.
2010	Boston College	Wisconsin	Miami	RIT	Detroit, Mich.
2011	Minnesota-Duluth	Michigan	Notre Dame	North Dakota	St. Paul, Minn.
2012	Boston College	Ferris State	Minnesota	Union	Tampa, Fla.
2013	Yale	Quinnipiac	UMass Lowell	St. Cloud State	Pittsburgh, Pa.
2014	Union	Minnesota	Boston College	North Dakota	Philadelphia, Pa.
2015	Providence	Boston University	North Dakota	Omaha	Boston, Mass.
2016	North Dakota	Quinnipiac	Boston College	Denver	Tampa, Fla.
2017	Denver	Minnesota Duluth	Notre Dame	Harvard	Chicago, Ill.

1993 NCAA CHAMPIONSHIP GAME

April 3, 1993 • Bradley Center • Milwaukee, Wis.

	<u>1</u>	<u>2</u>	<u>3</u>	<u>F</u>
Maine	2	0	3	5
Lake Superior State	1	3	0	4

First Period:

Maine – Patrice Tardif (Latendresse), 0:03

Maine – Chris Ferraro (Imes, P. Ferraro), 7:10

LSSU – Mike Bachusz (Angelelli, Ness), 17:02

Second Period:

LSSU – Clayton Beddoes (unassisted), 7:01 (PP)

LSSU – John Hendry (Beddoes), 15:46

LSSU – Wayne Strachan (Hullett), 18:42

Third Period:

Maine – Jim Montgomery (Kariya), 4:19

Maine – Jim Montgomery (Imes, Kariya), 7:40

Maine – Jim Montgomery (Kariya), 8:54 (PP)

Shots on Goal:

Maine – 11-10-8 – 29

LSSU – 6-10-8 – 24

Saves:

Maine – Dunham 12, Snow 8

LSSU – Blaine Lacher 24

Penalties: Maine 5-10; LSSU 6-12

Power Plays: Maine 1 for 3; LSSU 1 for 2

Most Outstanding Player: Jim Montgomery (Maine)

1995 NCAA CHAMPIONSHIP GAME

April 1, 1995 • Providence Civic Center • Providence, R.I.

	<u>1</u>	<u>2</u>	<u>3</u>	<u>F</u>
Boston University	1	2	3	6
Maine	0	1	1	2

First Period:

BU – Steve Thornton (unassisted), 14:57 (PP)

Second Period:

BU – Chris O'Sullivan (Thornton, Grier), 7:27

BU – Jacques Joubert (Linna, Prendergast), 9:15 (PP)

Maine – Tim Lovell (Frenette, Thompson), 14:51

Third Period:

Maine – Trevor Roenick (Rodrigue, Tory), 0:31 (PP)

BU – Mike Sylvia (Bates, Pandolfo), 5:23

BU – Chris O'Sullivan (Brennan, Grier), 8:30 (PP)

BU – Bob Lachance (Thornton), 18:47 (SH)

Shots on Goal:

BU – 11-14-14 – 39

Maine – 9-5-9 – 23

Saves:

BU – Tom Noble 21

Maine – Blair Allison 33

Penalties: BU 10-20; Maine 6-12

Power Plays: BU 3 for 4; Maine 1 for 8

Most Outstanding Player: Chris O'Sullivan (BU)

1999 NCAA CHAMPIONSHIP GAME

April 3, 1999 • Arrowhead Pond • Anaheim, Calif.

	<u>1</u>	<u>2</u>	<u>3</u>	<u>OT</u>	<u>F</u>
Maine	1	1	0	1	3
New Hampshire	0	1	1	0	2

First Period:

Maine – Ben Guite (Vitorino, Kerluke), 15:47 (PP)

Second Period:

Maine – Niko Dimitrakos (Cullen, Metcalf), 4:10

UNH – Darren Haydar (Souza, Conklin), 15:58

Third Period:

UNH – Mike Souza (Krog, Haydar), 3:33

Overtime:

Maine – Marcus Gustafsson (Larose), 10:50

Shots on Goal:

Maine – 12-11-7-9 – 36

UNH – 16-19-8-5 – 48

Saves:

Maine – Alfie Michaud 46

UNH – Ty Conklin 36

Penalties: Maine 8-16; UNH 9-26

Power Plays: Maine 1 for 7; UNH 0 for 7

Most Outstanding Player: Alfie Michaud (Maine)

2001 NCAA CHAMPIONSHIP GAME

April 7, 2001 • Pepsi Arena • Albany, NY

	<u>1</u>	<u>2</u>	<u>3</u>	<u>OT</u>	<u>F</u>
Boston College	0	2	0	1	3
North Dakota	0	0	2	0	2

First Period:

No scoring

Second Period:

BC – Chuck Kobasew (Giuliano), 5:26 (PP)

BC – Mike Lephart (Forrest, Allen), 8:50

Third Period:

UND – Tim Skarperud (Roche, Lundbohm), 16:18 (PP)

UND – Wes Dorey (Schneekloth, Lundbohm), 19:24

Overtime:

BC – Krys Kolanos (Voce, Kobasew), 4:43

Shots on Goal:

BC – 9-12-7-3 – 31

UND – 9-9-16-3 – 37

Saves:

BC – Scott Clemmensen 35

UND – Karl Goehring 28

Penalties: BC 7-14; UND 7-14

Power Plays: BC 1 for 7; UND 1 for 7

Most Outstanding Player: Chuck Kobasew (BC)

2008 NCAA CHAMPIONSHIP GAME
APRIL 12, 2008 • PEPSI CENTER • DENVER, COLO.

	<u>1</u>	<u>2</u>	<u>3</u>	<u>F</u>
Boston College	0	3	1	4
Notre Dame	0	1	0	1

First Period:
 No Goals

Second Period:
 BC - Nathan Gerbe (Gibbons, Smith), 2:23
 BC - Nathan Gerbe (Smith, Bertram), 5:37
 BC - Joe Whitney (Gerbe, Ferriero), 8:11
 ND - Kevin Deeth (Lawson, Cole), 9:07

Third Period:
 BC - Ben Smith (Gerbe, Gibbons), 5:31

Shots on Goal: BC - 7-11-5 - 23
 ND - 5-8-8 - 21
Saves: BC - John Muse 20
 ND - Jordan Pearce 19

Penalties: BC 8-16; ND 5-10
Power Plays: BC 2 for 5; ND 0 for 8

Most Outstanding Player: Nathan Gerbe (BC)

2010 NCAA CHAMPIONSHIP GAME
April 10, 2010 • Ford Field • Detroit, Mich.

	<u>1</u>	<u>2</u>	<u>3</u>	<u>F</u>
Boston College	1	0	4	5
Wisconsin	0	0	0	0

First Period:
 BC - Ben Smith (S. Whitney, J. Whitney), 12:57

Second Period:
 No Scoring

Third Period:
 BC - Cam Atkinson (J. Whitney, Gibbons), 1:38
 BC - Jimmy Hayes (Hayes, Samuelsson), 3:40
 BC - Cam Atkinson (Gibbons, J. Whitney), 7:20
 BC - Matt Price (unassisted), 15:29

Shots on Goal: BC - 12-6-8 - 26
 WIS - 5-9-6 - 20
Saves: BC - John Muse 20
 WIS - Scott Gudmandson 21

Penalties: BC 4-8; WIS 6-12
Power Plays: BC 2-5; WIS 0-3

Most Outstanding Player: Ben Smith (BC)

2009 NCAA CHAMPIONSHIP GAME
April 11, 2009 • Verizon Center • Washington, D.C.

	<u>1</u>	<u>2</u>	<u>3</u>	<u>OT</u>	<u>F</u>
Miami	1	2	0	0	3
Boston Univeristy	1	0	2	1	4

First Period:
 BU -- Chris Connolly (Warsofsky, Gryba), 15:15

Second Period:
 MIA -- Gary Steffes (Miele, Palmer), 2:01

Third Period:
 MIA -- Tommy Wingels (Camper), 12:31
 MIA -- Trent Vogelhuber (Kaufman), 15:52
 BU -- Zach Cohen (Bonino, Brandon Yip), 19:00
 BU -- Nick Bonino (Gilroy, Higgins), 19:42

Overtime:
 BU -- Colby Cohen (Shattenkirk, Connolly), 11:47

Shots on Goal: MIA – 10-9-9-4 – 32
 BU – 9-7-7-9 – 32
Saves: MIA – Cody Reichard- 28
 BU – Kieran Millan- 29

Penalties: Miami 3-6; BU 8-16
Power Plays: Miami 0-7; BU 0-2

Most Outstanding Player: Colby Cohen (BU)

2012 NCAA CHAMPIONSHIP GAME
April 7, 2012 • Tampa Bay Times Forum • Tampa, Fla.

	<u>1</u>	<u>2</u>	<u>3</u>	<u>F</u>
Ferris State	1	0	0	1
Boston College	2	0	2	4

First Period:
 BC - Steven Whitney - 15 (Almeida), 3:18
 FSU- Garrett Thompson - 11 (Huff, Ouellette), 5:19
 BC- Paul Carey - 18 (Dumoulin, Mullane), 10:33 (PP)

Second Period:
 No Scoring

Third Period:
 BC- Johnny Gaudreau - 21 (Hayes, Wey), 16:58
 BC- Steven Whitney- 16 (Arnold), 18:57

Shots on Goal: FSU - 7-15-6 - 28
 BC - 8-14-15 - 37
Saves: FSU - Taylor Nelson 33
 BC - Parker Milner 27

Penalties: FSU 4-8; BC 5-10
Power Plays: FSU 0-4; BC 1-3

Most Outstanding Player: Parker Milner (BC)

2015 NCAA CHAMPIONSHIP GAME
April 11, 2015 • TD Garden • Boston, Mass.

	<u>1</u>	<u>2</u>	<u>3</u>	<u>F</u>
Providence	1	1	2	4
Boston University	2	1	0	3

First Period:

PC – Anthony Florentino (Acciari, Luke), 9:25

BU – Ahti Oksanen, 12:50

BU – Danny O'Regan (Eichel), 12:54

Second Period:

PC – Mark Jankowski (Mingoia, Mauermann), 4:29 (PP)

BU – Cason Hohmann (Oksanen), 11:36

Third Period:

PC – Tom Parisi, 11:24

PC – Brandon Tanev (Rooney), 13:43

Shots on Goal:

PC – 6-17-20 – 43

BU – 18-22-12 – 52

Saves:

PC – Gillies 49

BU – O'Connor 39

Penalties: Providence 1-2; BU 3-6

Power Plays: Providence 1 for 3; BU 0 for 1

Most Outstanding Player: Jon Gillies (Providence)

Hockey East Conference Scoring Leaders

Scoring

				GP	G-A-P	PPG	PIM	PP	SH	GW	HT	+/-	NHL	
1	Adam Gaudette	NU	JR	F	24	20-15-35	1.46	7/14	8	1	4	1	+6	VAN
2	Dylan Sikura	NU	SR	F	22	9-19-28	1.27	6/12	7	0	1	0	+13	CHI
3	Nolan Stevens	NU	SR	F	24	15-12-27	1.12	10/44	4	0	3	2	+7	STL
4	Logan Hutsko	BC	FR	F	24	8-16-24	1.00	5/10	1	0	2	0	+14	
5	Erik Foley	PC	JR	F	23	11-12-23	1.00	6/12	3	0	1	0	+9	STL
6	Bobo Carpenter	BU	JR	F	24	14-8-22	0.92	7/14	5	2	2	1	+6	
7	Jordan Greenway	BU	JR	F	21	9-12-21	1.00	18/36	2	1	1	1	+6	MIN
8	Shane Bowers	BU	FR	F	24	9-11-20	0.83	6/12	2	0	2	0	+10	COL
	Maxim Letunov	UC	JR	F	24	9-11-20	0.83	3/6	2	0	2	0	+7	SJS
10	Tommy Panico	UML	SR	D	22	7-12-19	0.86	3/6	1	0	1	0	+1	
	Ryan Dmowski	UML	JR	F	23	10-9-19	0.83	5/10	4	0	0	0	E	
	Chase Pearson	ME	SO	F	23	4-15-19	0.83	10/28	0	0	1	0	-3	DET
	Ara Nazarian	UNH	JR	F	24	8-11-19	0.79	6/12	1	0	0	0	E	
	David Cotton	BC	SO	F	24	7-12-19	0.79	7/14	4	0	2	0	+9	CAR
	Brett Seney	MC	SR	F	24	7-12-19	0.79	17/34	3	1	0	0	-5	NJD
	Brian Pinho	PC	SR	F	24	7-12-19	0.79	3/14	2	0	1	0	+13	WSH
	Mitchell Fossier	ME	SO	F	24	5-14-19	0.79	5/18	2	0	1	0	-5	
18	Spencer Naas	UC	SR	F	24	11-7-18	0.75	8/16	1	0	1	0	+10	
	Ryan Lohin	UML	SO	F	24	9-9-18	0.75	6/12	2	3	2	0	-5	TBL
	Brady Tkachuk	BU	FR	F	24	5-13-18	0.75	11/33	1	1	0	0	+3	
21	Jeremy Davies	NU	SO	D	23	5-12-17	0.74	13/37	3	0	1	0	+9	NJD
	Josh Wilkins	PC	SO	F	24	9-8-17	0.71	5/13	2	0	2	0	+7	
	Jacob Bryson	PC	SO	D	24	4-13-17	0.71	4/8	0	0	0	0	+16	BUF
24	Graham McPhee	BC	SO	F	24	10-6-16	0.67	15/41	2	2	2	0	+1	EDM
	Benjamin Freeman	UC	SO	F	24	6-10-16	0.67	5/10	2	0	0	0	+7	
	Michael Kim	BC	JR	D	24	4-12-16	0.67	5/10	2	0	2	0	+15	

Defenseman Scoring

				GP	G-A-P	PPG	PIM	PP	SH	GW	HT	+/-	NHL	
1	Tommy Panico	UML	SR	D	22	7-12-19	0.86	3/6	1	0	1	0	+1	
2	Jeremy Davies	NU	SO	D	23	5-12-17	0.74	13/37	3	0	1	0	+9	NJD
	Jacob Bryson	PC	SO	D	24	4-13-17	0.71	4/8	0	0	0	0	+16	BUF
4	Michael Kim	BC	JR	D	24	4-12-16	0.67	5/10	2	0	2	0	+15	
5	Chad Kryz	BU	SO	D	22	5-10-15	0.68	6/12	2	0	2	0	+4	CHI
	Chris Forney	UML	SR	D	24	5-10-15	0.62	6/12	3	0	1	0	-3	
7	Dante Fabbro	BU	SO	D	22	5-9-14	0.64	10/20	2	0	1	1	+3	NSH
	Johnny Austin	UC	SR	D	23	3-11-14	0.61	3/6	2	0	1	0	E	
	Mario Ferraro	UM	FR	D	24	2-12-14	0.58	6/12	2	0	0	0	-4	SJS
10	Cale Makar	UM	FR	D	20	4-9-13	0.65	3/6	1	1	1	0	+2	COL
	Casey Fitzgerald	BC	JR	D	23	5-8-13	0.57	10/31	1	0	2	0	+5	BUF
	Matt O'Donnell	UVM	SO	D	24	6-7-13	0.54	7/14	1	0	1	0	-6	
	Connor Moore	BC	SO	D	24	3-10-13	0.54	5/10	1	0	0	0	+5	
	Max Gildon	UNH	FR	D	24	1-12-13	0.54	10/20	1	0	0	0	-5	FLA
15	Jared Kolquist	MC	SR	D	24	2-10-12	0.50	5/10	2	0	0	0	-5	

Freshman Scoring

				GP	G-A-P	PPG	PIM	PP	SH	GW	HT	+/-	NHL	
1	Logan Hutsko	BC	FR	F	24	8-16-24	1.00	5/10	1	0	2	0	+14	
2	Shane Bowers	BU	FR	F	24	9-11-20	0.83	6/12	2	0	2	0	+10	COL
3	Brady Tkachuk	BU	FR	F	24	5-13-18	0.75	11/33	1	1	0	0	+3	
4	Alex Esposito	UVM	FR	F	24	7-8-15	0.62	7/14	5	0	1	0	-6	
	Christopher Grando	BC	FR	F	24	4-11-15	0.62	5/10	0	1	2	0	+11	
6	John Leonard	UM	FR	F	19	7-7-14	0.74	1/2	2	0	1	0	-4	
	Aapeli Räsänen	BC	FR	F	21	4-10-14	0.67	13/37	1	0	1	0	+10	EDM
	Mario Ferraro	UM	FR	D	24	2-12-14	0.58	6/12	2	0	0	0	-4	SJS
	Zach Solow	NU	FR	F	24	1-13-14	0.58	2/4	0	1	0	0	+1	
10	Cale Makar	UM	FR	D	20	4-9-13	0.65	3/6	1	1	1	0	+2	COL
	Mitchell Chaffee	UM	FR	F	24	8-5-13	0.54	11/22	2	0	1	0	-5	
	Max Gildon	UNH	FR	D	24	1-12-13	0.54	10/20	1	0	0	0	-5	FLA
13	Logan Cockerill	BU	FR	F	21	4-8-12	0.57	2/4	1	0	0	0	+7	NYI
14	Charlie Levesque	UML	FR	F	23	6-5-11	0.48	1/2	1	0	0	0	+3	
	Eduards Tralmaks	ME	FR	F	23	4-7-11	0.48	12/35	1	0	0	0	-7	
	Ben Mirageas	PC	FR	D	24	5-6-11	0.46	3/17	4	0	2	0	+1	NYI
	Oliver Chau	UM	FR	F	24	2-9-11	0.46	2/4	0	0	0	0	-10	

Hockey East Conference Scoring Leaders

Goal Scoring				GP	G	GPG	Assist Scoring				GP	A	APG		
1	Adam Gaudette	NU	JR	F	24	20	0.83	1	Dylan Sikura	NU	SR	F	22	19	0.86
2	Nolan Stevens	NU	SR	F	24	15	0.62	2	Logan Hutsko	BC	FR	F	24	16	0.67
3	Bobo Carpenter	BU	JR	F	24	14	0.58	3	Chase Pearson	ME	SO	F	23	15	0.65
4	Erik Foley	PC	JR	F	23	11	0.48		Adam Gaudette	NU	JR	F	24	15	0.62
	Spencer Naas	UC	SR	F	24	11	0.46	5	Mitchell Fossier	ME	SO	F	24	14	0.58
6	Ryan Dmowski	UML	JR	F	23	10	0.43	6	Brady Tkachuk	BU	FR	F	24	13	0.54
	Graham McPhee	BC	SO	F	24	10	0.42		Zach Solow	NU	FR	F	24	13	0.54
8	8 Players Tied With					9			Jacob Bryson	PC	SO	D	24	13	0.54
								9	11 Players Tied With				12		

Power Play Goals				GP	G	GPG	Power Play Points				GP	G-A-P	PPG		
1	Adam Gaudette	NU	JR	F	24	8	0.33	1	Adam Gaudette	NU	JR	F	24	8-9-17	0.71
2	Dylan Sikura	NU	SR	F	22	7	0.32	2	Dylan Sikura	NU	SR	F	22	7-8-15	0.68
3	Alexander Payusov	UC	SO	F	18	6	0.33	3	Chris Forney	UML	SR	D	24	3-8-11	0.46
4	Scott Conway	PC	JR	F	23	5	0.22	4	Tommy Panico	UML	SR	D	22	1-9-10	0.45
	Ross Colton	UVM	SO	F	23	5	0.22		Scott Conway	PC	JR	F	23	5-5-10	0.43
	Bobo Carpenter	BU	JR	F	24	5	0.21		Jeremy Davies	NU	SO	D	23	3-7-10	0.43
	Alex Esposito	UVM	FR	F	24	5	0.21		Nolan Stevens	NU	SR	F	24	4-6-10	0.42
8	5 Players Tied With					4			Brett Seney	MC	SR	F	24	3-7-10	0.42
								9	6 Players Tied With				9	Points	

Shorthanded Goals				GP	G	GPG	Game-Winning Goals				GP	G	GPG		
1	Corey Ronan	UC	SR	F	22	3	0.14	1	Adam Gaudette	NU	JR	F	24	4	0.17
	Ryan Lohin	UML	SO	F	24	3	0.12	2	Tyler Irvine	MC	SO	F	24	3	0.12
3	Graham McPhee	BC	SO	F	24	2	0.08		Nolan Stevens	NU	SR	F	24	3	0.12
	Bobo Carpenter	BU	JR	F	24	2	0.08	4	22 Players Tied With				2		
	Colin O'Neill	UML	SO	F	24	2	0.08								
6	17 Players Tied With					1									

Plus-Minus				GP	+/-	Hat Tricks				GP	HT		
1	Jacob Bryson	PC	SO	D	24	+16	1	Nolan Stevens	NU	SR	F	24	2
2	Michael Kim	BC	JR	D	24	+15	2	Jordan Greenway	BU	JR	F	21	1
3	Logan Hutsko	BC	FR	F	24	+14		Liam Coughlin	UVM	JR	F	21	1
4	Dylan Sikura	NU	SR	F	22	+13		Dante Fabbro	BU	SO	D	22	1
	Brian Pinho	PC	SR	F	24	+13		Brendan Robbins	ME	JR	F	23	1
6	Ryan Shea	NU	SO	D	24	+12		Bobo Carpenter	BU	JR	F	24	1
7	Christopher Grando	BC	FR	F	24	+11		Adam Gaudette	NU	JR	F	24	1
	Tommy Davis	PC	SR	D	24	+11							
9	4 Players Tied With					+10							

Blocked Shots				GP	BLK	BLK/G	Face-Off Percentage				FW	FL	FO %		
1	Eric Williams	NU	JR	D	24	51	2.12	1	Jesse Schwartz	UC	SR	F	65	37	.637
2	Dante Fabbro	BU	SO	D	22	48	2.18	2	Aapeli Räsänen	BC	FR	F	169	121	.583
3	Matt O'Donnell	UVM	SO	D	24	41	1.71	3	Jeff Wight	UC	SR	F	83	60	.580
4	Aaron Titcomb	MC	SR	D	20	40	2.00	4	Brandon Duhaime	PC	SO	F	57	42	.576
5	Chad Kryz	BU	SO	D	22	39	1.77	5	Ludvig Larsson	MC	JR	F	270	200	.574
6	Jake Massie	UVM	SO	D	23	38	1.65	6	Biagio Lerario	NU	SO	F	71	54	.568
	Derek Pratt	UC	SR	D	24	38	1.58	7	Derek Petti	MC	JR	F	76	59	.563
	David Drake	UC	SR	D	24	38	1.58	8	Bobo Carpenter	BU	JR	F	220	171	.563
	Jake McLaughlin	UM	SO	D	24	38	1.58	9	Julius Mattila	BC	SO	F	249	195	.561
10	3 Players Tied With					37		10	George Mika	UM	FR	F	168	138	.549

Hockey East Conference Goaltending Leaders

Goals Against Average

			GP	Minutes	GA	GAA	Record	SO	Saves	Save %	NHL	
1	Cayden Primeau	NU	FR	22	1273:06	38	1.79	12-5-3	2	567	.937	MTL
2	Hayden Hawkey	PC	JR	24	1412:12	46	1.95	13-7-3	2	559	.924	MTL
3	Joseph Woll	BC	SO	21	1223:06	46	2.26	15-6-0	1	540	.922	TOR
4	Christoffer Hernberg	UML	JR	17	925:31	35	2.27	9-5-0	3	383	.916	
5	Jake Oettinger	BU	SO	22	1327:22	53	2.40	11-7-4	3	562	.914	DAL
6	Tanner Creel	UC	SR	8	479:44	20	2.50	6-2-0	0	213	.914	
7	Adam Huska	UC	SO	16	946:45	40	2.53	5-10-1	0	439	.916	NYR
8	Craig Pantano	MC	JR	20	1134:24	49	2.59	6-11-2	1	493	.910	
9	Jeremy Swayman	ME	FR	21	1258:16	57	2.72	9-9-3	1	655	.920	BOS
10	Matt Murray	UM	FR	17	938:38	43	2.75	6-8-2	4	457	.914	
11	Daniel Tirone	UNH	SR	21	1160:39	54	2.79	5-11-5	2	555	.911	
12	Stefanos Lekkas	UVM	SO	24	1412:48	68	2.89	6-12-6	0	716	.913	
13	Tyler Wall	UML	SO	10	512:18	36	4.22	2-8-0	0	229	.864	NYR

Save Percentage

			GP	Minutes	GA	GAA	Record	SO	Saves	Save %	NHL	
1	Cayden Primeau	NU	FR	22	1273:06	38	1.79	12-5-3	2	567	.937	MTL
2	Hayden Hawkey	PC	JR	24	1412:12	46	1.95	13-7-3	2	559	.924	MTL
3	Joseph Woll	BC	SO	21	1223:06	46	2.26	15-6-0	1	540	.922	TOR
4	Jeremy Swayman	ME	FR	21	1258:16	57	2.72	9-9-3	1	655	.920	BOS
5	Adam Huska	UC	SO	16	946:45	40	2.53	5-10-1	0	439	.916	NYR
6	Christoffer Hernberg	UML	JR	17	925:31	35	2.27	9-5-0	3	383	.916	
7	Tanner Creel	UC	SR	8	479:44	20	2.50	6-2-0	0	213	.914	
8	Matt Murray	UM	FR	17	938:38	43	2.75	6-8-2	4	457	.914	
9	Jake Oettinger	BU	SO	22	1327:22	53	2.40	11-7-4	3	562	.914	DAL
10	Stefanos Lekkas	UVM	SO	24	1412:48	68	2.89	6-12-6	0	716	.913	
11	Daniel Tirone	UNH	SR	21	1160:39	54	2.79	5-11-5	2	555	.911	
12	Craig Pantano	MC	JR	20	1134:24	49	2.59	6-11-2	1	493	.910	
13	Tyler Wall	UML	SO	10	512:18	36	4.22	2-8-0	0	229	.864	NYR

Saves

			GP	SVS/G	Saves	Shutouts		GP	Shutouts			
1	Stefanos Lekkas	UVM	SO	24	29.8	716	1	Matt Murray	UM	FR	17	4
2	Jeremy Swayman	ME	FR	21	31.2	655	2	Christoffer Hernberg	UML	JR	17	3
3	Cayden Primeau	NU	FR	22	25.8	567		Jake Oettinger	BU	SO	22	3
4	Jake Oettinger	BU	SO	22	25.5	562	4	Daniel Tirone	UNH	SR	21	2
5	Hayden Hawkey	PC	JR	24	23.3	559		Cayden Primeau	NU	FR	22	2
6	Daniel Tirone	UNH	SR	21	26.4	555		Hayden Hawkey	PC	JR	24	2
7	Joseph Woll	BC	SO	21	25.7	540	7	Max Prawdzik	BU	JR	3	1
8	Craig Pantano	MC	JR	20	24.6	493		Ryan Edquist	BC	SO	5	1
9	Matt Murray	UM	FR	17	26.9	457		Craig Pantano	MC	JR	20	1
10	Adam Huska	UC	SO	16	27.4	439		Joseph Woll	BC	SO	21	1
11	Christoffer Hernberg	UML	JR	17	22.5	383		Jeremy Swayman	ME	FR	21	1
12	Tyler Wall	UML	SO	10	22.9	229						
13	Tanner Creel	UC	SR	8	26.6	213						
14	Ryan Wischow	UM	SO	9	19.4	175						
15	Drew Vogler	MC	JR	5	22.2	111						
16	Mike Robinson	UNH	FR	6	16.8	101						
17	Rob McGovern	ME	JR	4	23.0	92						
18	Ryan Edquist	BC	SO	5	17.6	88						
19	Ryan Ruck	NU	JR	4	16.2	65						
20	Max Prawdzik	BU	JR	3	17.7	53						

Hockey East Conference Team Stats

TEAM OFFENSE

TEAM DEFENSE



Team	Games	Goals	G/GM
1 Boston College	24	79	3.29
Northeastern	24	79	3.29
3 Boston University	24	72	3.00
4 UConn	24	70	2.92
Providence	24	70	2.92
6 UMass Lowell	24	68	2.83
7 Maine	24	65	2.71
8 Massachusetts	24	60	2.50
9 Merrimack	24	51	2.12
Vermont	24	51	2.12
11 New Hampshire	24	48	2.00

Team	Games	Goals	G/GM
1 Northeastern	24	49	2.04
2 Providence	24	50	2.08
3 Boston College	24	53	2.21
4 Boston University	24	60	2.50
5 UConn	24	62	2.58
6 Merrimack	24	70	2.92
7 New Hampshire	24	71	2.96
8 Maine	24	74	3.08
Massachusetts	24	74	3.08
10 UMass Lowell	24	75	3.12
Vermont	24	75	3.12



POWER PLAY

PENALTY KILL

Team	Totals	SHA	PP %
1 Northeastern	26/101	1	25.7
2 UConn	18/88	3	20.5
3 Boston University	19/93	0	20.4
4 Vermont	20/99	7	20.2
5 UMass Lowell	21/110	3	19.1
6 Boston College	18/99	2	18.2
7 Providence	20/112	1	17.9
8 Maine	15/87	4	17.2
9 Merrimack	14/90	1	15.6
10 Massachusetts	13/90	4	14.4
11 New Hampshire	14/99	3	14.1

Team	Totals	SHF	PK %
1 New Hampshire	93/105	0	88.6
2 Providence	81/93	0	87.1
3 Boston College	84/98	4	85.7
4 UConn	85/100	4	85.0
5 Northeastern	67/81	2	82.7
6 Boston University	84/103	4	81.6
7 Maine	92/115	3	80.0
8 Vermont	70/91	2	76.9
9 UMass Lowell	68/89	6	76.4
10 Massachusetts	74/97	3	76.3
11 Merrimack	72/96	1	75.0



PENALTY MINUTES

SHOTS ON GOAL

Team	Games	PIM	PIM/G
1 Maine	24	377	15.7
2 Boston University	24	343	14.3
3 Boston College	24	319	13.3
4 Providence	24	307	12.8
5 Vermont	24	292	12.2
6 New Hampshire	24	284	11.8
7 Northeastern	24	273	11.4
8 Massachusetts	24	265	11.0
9 Merrimack	24	248	10.3
10 UConn	24	246	10.2
11 UMass Lowell	24	228	9.5

Team	Games	SOG	SOG/G
1 Boston University	24	804	33.5
2 Providence	24	789	32.9
3 Maine	24	752	31.3
4 Boston College	24	745	31.0
5 Northeastern	24	712	29.7
6 Vermont	24	698	29.1
7 Merrimack	24	693	28.9
8 New Hampshire	24	678	28.2
9 UConn	24	675	28.1
10 Massachusetts	24	657	27.4
11 UMass Lowell	24	654	27.2



SCORING BY PERIOD

GOALS ALLOWED BY PERIOD

Team	1st	2nd	3rd	OT	Total
1 Boston College	20	31	26	2	79
Northeastern	25	28	24	2	79
3 Boston University	24	31	17	0	72
4 UConn	22	21	26	1	70
Providence	17	29	22	2	70
6 UMass Lowell	12	23	32	1	68
7 Maine	19	25	18	3	65
8 Massachusetts	23	13	24	0	60
9 Merrimack	22	12	15	2	51
Vermont	14	16	20	1	51
11 New Hampshire	17	18	13	0	48

Team	1st	2nd	3rd	OT	Total
1 Northeastern	13	16	19	1	49
2 Providence	21	12	16	1	50
3 Boston College	17	24	12	0	53
4 Boston University	14	24	21	1	60
5 UConn	17	23	20	2	62
6 Merrimack	22	25	21	2	70
7 New Hampshire	21	23	26	1	71
8 Maine	22	24	26	2	74
Massachusetts	28	20	26	0	74
10 UMass Lowell	17	31	25	2	75
Vermont	23	25	25	2	75



SPECIAL TEAMS NET

Team	PPF	SHA	PP NET	PPA	SHF	SH NET	ST NET
1 Northeastern	26	1	+25	14	2	-12	+13
2 Providence	20	1	+19	12	0	-12	+7
3 Boston College	18	2	+16	14	4	-10	+6
4 Boston University	19	0	+19	19	4	-15	+4
UConn	18	3	+15	15	4	-11	+4
6 UMass Lowell	21	3	+18	21	6	-15	+3
7 New Hampshire	14	3	+11	12	0	-12	-1
8 Vermont	20	7	+13	21	2	-19	-6
9 Maine	15	4	+11	23	3	-20	-9
10 Merrimack	14	1	+13	24	1	-23	-10
11 Massachusetts	13	4	+9	23	3	-20	-11



Hockey East Overall Scoring Leaders

Scoring

				GP	G-A-P	PPG	PIM	PP	SH	GW	HT	+/-	NHL	
1	Adam Gaudette	NU	JR	F	37	30-30-60	1.62	15/41	11	2	5	2	+15	VAN
2	Dylan Sikura	NU	SR	F	34	21-32-53	1.56	11/22	13	1	4	0	+21	CHI
3	Nolan Stevens	NU	SR	F	37	24-17-41	1.11	12/48	11	0	4	2	+9	STL
4	Erik Foley	PC	JR	F	36	16-19-35	0.97	11/33	4	0	3	0	+12	STL
5	Jeremy Davies	NU	SO	D	35	6-28-34	0.97	14/39	3	0	1	0	+18	NJD
	Mitchell Fossier	ME	SO	F	37	12-22-34	0.92	14/47	3	0	2	0	+3	
7	Jordan Greenway	BU	JR	F	34	12-21-33	0.97	26/52	4	1	1	1	+8	MIN
	Bobo Carpenter	BU	JR	F	38	20-13-33	0.87	13/26	7	2	4	2	+10	
9	Brett Seney	MC	SR	F	37	13-19-32	0.86	24/48	7	1	1	0	-4	NJD
10	Logan Hutsko	BC	FR	F	37	12-19-31	0.84	8/16	3	0	2	1	+10	
	Shane Bowers	BU	FR	F	38	16-15-31	0.82	7/14	3	0	4	0	+16	COL
	Brian Pinho	PC	SR	F	38	12-19-31	0.82	8/24	3	0	1	0	+12	WSH
13	Josh Wilkins	PC	SO	F	38	15-15-30	0.79	8/19	4	0	5	0	+12	
14	Dante Fabbro	BU	SO	D	36	9-20-29	0.81	11/22	4	0	2	1	+6	NSH
	Brady Tkachuk	BU	FR	F	38	8-21-29	0.76	21/61	3	1	0	0	+14	
16	John Leonard	UM	FR	F	33	13-15-28	0.85	5/10	4	0	3	0	-1	
	Maxim Letunov	UC	JR	F	36	12-16-28	0.78	6/12	3	0	2	0	+8	SJS
	David Cotton	BC	SO	F	37	9-19-28	0.76	11/22	4	0	2	0	+8	CAR
19	Julius Mattila	BC	SO	F	35	13-14-27	0.77	9/18	2	1	0	0	+5	
	Chase Pearson	ME	SO	F	37	7-20-27	0.73	17/42	1	0	1	0	+1	DET
21	Chad Kryz	BU	SO	D	34	7-19-26	0.76	8/16	3	0	2	0	+6	CHI
	Zach Solow	NU	FR	F	37	5-21-26	0.70	5/10	0	1	1	0	+8	
	Brandon Duhaime	PC	SO	F	38	7-19-26	0.68	21/64	1	0	2	0	+12	MIN
24	Ryan Lohin	UML	SO	F	36	9-16-25	0.69	9/26	2	3	2	0	-2	TBL
	Nolan Vesey	ME	SR	F	37	11-14-25	0.68	8/16	3	0	2	0	-2	TOR
	Eduards Tralmaks	ME	FR	F	37	11-14-25	0.68	15/41	4	0	1	0	E	
	Jace Hennig	MC	SR	F	37	11-14-25	0.68	6/12	5	0	3	0	+4	
	Jacob Bryson	PC	SO	D	38	4-21-25	0.66	9/18	0	0	0	0	+16	BUF

Defenseman Scoring

				GP	G-A-P	PPG	PIM	PP	SH	GW	HT	+/-	NHL	
1	Jeremy Davies	NU	SO	D	35	6-28-34	0.97	14/39	3	0	1	0	+18	NJD
2	Dante Fabbro	BU	SO	D	36	9-20-29	0.81	11/22	4	0	2	1	+6	NSH
3	Chad Kryz	BU	SO	D	34	7-19-26	0.76	8/16	3	0	2	0	+6	CHI
4	Jacob Bryson	PC	SO	D	38	4-21-25	0.66	9/18	0	0	0	0	+16	BUF
5	Jared Kolquist	MC	SR	D	37	4-20-24	0.65	5/10	3	0	0	0	-4	
6	Max Gildon	UNH	FR	D	36	8-15-23	0.64	18/47	5	0	2	1	-5	FLA
	Mario Ferraro	UM	FR	D	39	4-19-23	0.59	10/20	2	0	1	0	+5	SJS
8	Brady Keeper	ME	FR	D	37	6-16-22	0.59	28/88	2	0	2	0	+17	
9	Cale Makar	UM	FR	D	34	5-16-21	0.62	10/20	2	1	1	0	+9	COL
10	Tommy Panico	UML	SR	D	31	8-12-20	0.65	3/6	2	0	1	0	-1	
	Chris Forney	UML	SR	D	35	7-13-20	0.57	11/22	4	0	2	0	+1	
	Michael Kim	BC	JR	D	37	5-15-20	0.54	6/12	2	0	2	0	+10	
13	Patrick Holway	ME	SO	D	33	6-13-19	0.58	18/36	2	1	0	0	-1	DET
	Johnny Austin	UC	SR	D	35	4-15-19	0.54	7/14	3	0	2	0	-3	
	Casey Fitzgerald	BC	JR	D	36	6-13-19	0.53	17/45	2	0	2	0	-2	BUF
	Ben Mirageas	PC	FR	D	38	8-11-19	0.50	6/23	5	0	2	0	+5	NYI

Freshman Scoring

				GP	G-A-P	PPG	PIM	PP	SH	GW	HT	+/-	NHL	
1	Logan Hutsko	BC	FR	F	37	12-19-31	0.84	8/16	3	0	2	1	+10	
	Shane Bowers	BU	FR	F	38	16-15-31	0.82	7/14	3	0	4	0	+16	COL
3	Brady Tkachuk	BU	FR	F	38	8-21-29	0.76	21/61	3	1	0	0	+14	
4	John Leonard	UM	FR	F	33	13-15-28	0.85	5/10	4	0	3	0	-1	
5	Zach Solow	NU	FR	F	37	5-21-26	0.70	5/10	0	1	1	0	+8	
6	Eduards Tralmaks	ME	FR	F	37	11-14-25	0.68	15/41	4	0	1	0	E	
7	Mitchell Chaffee	UM	FR	F	39	13-11-24	0.62	11/22	3	0	1	0	-5	
	Oliver Chau	UM	FR	F	39	9-15-24	0.62	4/8	3	0	0	0	-9	
9	Max Gildon	UNH	FR	D	36	8-15-23	0.64	18/47	5	0	2	1	-5	FLA
	Mario Ferraro	UM	FR	D	39	4-19-23	0.59	10/20	2	0	1	0	+5	SJS
11	Brady Keeper	ME	FR	D	37	6-16-22	0.59	28/88	2	0	2	0	+17	
12	Cale Makar	UM	FR	D	34	5-16-21	0.62	10/20	2	1	1	0	+9	COL
13	Alex Esposito	UVM	FR	F	35	10-10-20	0.57	14/36	6	0	1	0	-7	
14	Charlie Kelleher	UNH	FR	F	34	4-15-19	0.56	7/14	1	0	0	0	-3	
	Logan Cockerill	BU	FR	F	35	7-12-19	0.54	4/8	2	0	1	0	+6	NYI
	Ben Mirageas	PC	FR	D	38	8-11-19	0.50	6/23	5	0	2	0	+5	NYI

Hockey East Overall Scoring Leaders

Goal Scoring							Assist Scoring								
				GP	G	GPG					GP	A	APG		
1	Adam Gaudette	NU	JR	F	37	30	0.81	1	Dylan Sikura	NU	SR	F	34	32	0.94
2	Nolan Stevens	NU	SR	F	37	24	0.65	2	Adam Gaudette	NU	JR	F	37	30	0.81
3	Dylan Sikura	NU	SR	F	34	21	0.62	3	Jeremy Davies	NU	SO	D	35	28	0.80
4	Bobo Carpenter	BU	JR	F	38	20	0.53	4	Mitchell Fossier	ME	SO	F	37	22	0.59
5	Erik Foley	PC	JR	F	36	16	0.44	5	Jordan Greenway	BU	JR	F	34	21	0.62
	Ross Colton	UVM	SO	F	36	16	0.44		Zach Solow	NU	FR	F	37	21	0.57
	Shane Bowers	BU	FR	F	38	16	0.42		Brady Tkachuk	BU	FR	F	38	21	0.55
8	Josh Wilkins	PC	SO	F	38	15	0.39		Jacob Bryson	PC	SO	D	38	21	0.55
9	Kasper Björkqvist	PC	SO	F	38	14	0.37	9	Dante Fabbro	BU	SO	D	36	20	0.56
10	6 Players Tied With					13			Chase Pearson	ME	SO	F	37	20	0.54
									Jared Kolquist	MC	SR	D	37	20	0.54
									12	9 Players Tied With			19		

Power Play Goals							Power Play Points								
				GP	G	GPG					GP	G-A-P	PPG		
1	Dylan Sikura	NU	SR	F	34	13	0.38	1	Adam Gaudette	NU	JR	F	37	11-16-27	0.73
2	Nolan Stevens	NU	SR	F	37	11	0.30	2	Dylan Sikura	NU	SR	F	34	13-12-25	0.74
	Adam Gaudette	NU	JR	F	37	11	0.30	3	Jeremy Davies	NU	SO	D	35	3-17-20	0.57
4	Ross Colton	UVM	SO	F	36	8	0.22	4	Nolan Stevens	NU	SR	F	37	11-8-19	0.51
5	Alexander Payusov	UC	SO	F	27	7	0.26	5	Brett Seney	MC	SR	F	37	7-11-18	0.49
	Brett Seney	MC	SR	F	37	7	0.19	6	Dante Fabbro	BU	SO	D	36	4-12-16	0.44
	Scott Conway	PC	JR	F	37	7	0.19		Jared Kolquist	MC	SR	D	37	3-13-16	0.43
	Bobo Carpenter	BU	JR	F	38	7	0.18	8	Jordan Greenway	BU	JR	F	34	4-11-15	0.44
9	Alex Esposito	UVM	FR	F	35	6	0.17	9	Sami Tavernier	MC	SO	F	36	4-10-14	0.39
10	4 Players Tied With					5			Michael McNicholas	UNH	SR	F	36	2-12-14	0.39

Shorthanded Goals							Game-Winning Goals								
				GP	G	GPG					GP	G	GPG		
1	Corey Ronan	UC	SR	F	34	3	0.09	1	Adam Gaudette	NU	JR	F	37	5	0.14
	Ryan Lohin	UML	SO	F	36	3	0.08		Josh Wilkins	PC	SO	F	38	5	0.13
3	Graham McPhee	BC	SO	F	36	2	0.06	3	Dylan Sikura	NU	SR	F	34	4	0.12
	Colin O'Neill	UML	SO	F	36	2	0.06		Nolan Stevens	NU	SR	F	37	4	0.11
	Christopher Brown	BC	JR	F	37	2	0.05		Bobo Carpenter	BU	JR	F	38	4	0.11
	Christopher Grando	BC	FR	F	37	2	0.05		Shane Bowers	BU	FR	F	38	4	0.11
	Brendan Robbins	ME	JR	F	37	2	0.05	7	12 Players Tied With				3		
	Adam Gaudette	NU	JR	F	37	2	0.05								
	Bobo Carpenter	BU	JR	F	38	2	0.05								
10	19 Players Tied With					1									

Plus-Minus							Hat Tricks						
				GP	+/-						GP	HT	
1	Dylan Sikura	NU	SR	F	34	+21	1	Nolan Stevens	NU	SR	F	37	2
2	Ryan Shea	NU	SO	D	37	+20		Adam Gaudette	NU	JR	F	37	2
3	Jeremy Davies	NU	SO	D	35	+18		Bobo Carpenter	BU	JR	F	38	2
4	Brady Keeper	ME	FR	D	37	+17	4	10 Players Tied With				1	
5	Shane Bowers	BU	FR	F	38	+16							
	Jacob Bryson	PC	SO	D	38	+16							
	Tommy Davis	PC	SR	D	38	+16							
8	Adam Gaudette	NU	JR	F	37	+15							
9	4 Players Tied With					+14							

Blocked Shots							Face-Off Percentage								
				GP	BLK	BLK/G					FW	FL	FO %		
1	Eric Williams	NU	JR	D	37	81	2.19	1	Jesse Schwartz	UC	SR	F	108	68	.614
2	Dante Fabbro	BU	SO	D	36	78	2.17	2	Brandon Duhaime	PC	SO	F	81	56	.591
3	Aaron Titcomb	MC	SR	D	31	69	2.23	3	Ludvig Larsson	MC	JR	F	393	281	.583
4	Jake McLaughlin	UM	SO	D	39	63	1.62	4	Bobo Carpenter	BU	JR	F	363	260	.583
5	Cameron Marks	UNH	SR	D	36	62	1.72	5	Keith Burchett	UML	JR	F	43	31	.581
	Ryan Shea	NU	SO	D	37	62	1.68	6	Benjamin Freeman	UC	SO	F	288	220	.567
7	Brandon Hickey	BU	SR	D	33	60	1.82	7	Aapeli Räsänen	BC	FR	F	247	190	.565
	Johnny Austin	UC	SR	D	35	60	1.71	8	Julius Mattila	BC	SO	F	411	317	.565
	Jake Massie	UVM	SO	D	36	60	1.67	9	Brian Pinho	PC	SR	F	388	317	.550
10	Adam Karashik	UC	FR	D	29	58	2.00	10	Chase Pearson	ME	SO	F	486	399	.549

Hockey East Overall Goaltending Leaders

Goals Against Average

			GP	Minutes	GA	GAA	Record	SO	Saves	Save %	NHL	
1	Cayden Primeau	NU	FR	33	1945:38	61	1.88	19-7-5	4	839	.932	MTL
2	Christoffer Hernberg	UML	JR	28	1587:58	55	2.08	14-10-0	5	644	.921	
3	Hayden Hawkey	PC	JR	38	2204:56	77	2.10	23-11-3	3	850	.917	MTL
4	Craig Pantano	MC	JR	28	1647:26	64	2.33	11-14-2	1	688	.915	
5	Jake Oettinger	BU	SO	36	2206:20	89	2.42	20-12-4	5	975	.916	DAL
6	Joseph Woll	BC	SO	30	1789:34	74	2.48	17-11-2	2	793	.915	TOR
7	Adam Huska	UC	SO	27	1529:54	66	2.59	8-16-2	0	680	.912	NYR
8	Daniel Tirone	UNH	SR	33	1878:20	84	2.68	10-17-6	4	932	.917	
9	Matt Murray	UM	FR	24	1376:41	62	2.70	9-12-2	4	635	.911	
10	Jeremy Swayman	ME	FR	31	1812:00	82	2.72	15-12-3	1	960	.921	BOS
11	Stefanos Lekkas	UVM	SO	35	2091:57	99	2.84	10-19-6	1	1049	.914	
12	Ryan Wischow	UM	SO	17	928:11	49	3.17	8-8-0	0	404	.892	

Save Percentage

			GP	Minutes	GA	GAA	Record	SO	Saves	Save %	NHL	
1	Cayden Primeau	NU	FR	33	1945:38	61	1.88	19-7-5	4	839	.932	MTL
2	Christoffer Hernberg	UML	JR	28	1587:58	55	2.08	14-10-0	5	644	.921	
3	Jeremy Swayman	ME	FR	31	1812:00	82	2.72	15-12-3	1	960	.921	BOS
4	Daniel Tirone	UNH	SR	33	1878:20	84	2.68	10-17-6	4	932	.917	
5	Hayden Hawkey	PC	JR	38	2204:56	77	2.10	23-11-3	3	850	.917	MTL
6	Jake Oettinger	BU	SO	36	2206:20	89	2.42	20-12-4	5	975	.916	DAL
7	Craig Pantano	MC	JR	28	1647:26	64	2.33	11-14-2	1	688	.915	
8	Joseph Woll	BC	SO	30	1789:34	74	2.48	17-11-2	2	793	.915	TOR
9	Stefanos Lekkas	UVM	SO	35	2091:57	99	2.84	10-19-6	1	1049	.914	
10	Adam Huska	UC	SO	27	1529:54	66	2.59	8-16-2	0	680	.912	NYR
11	Matt Murray	UM	FR	24	1376:41	62	2.70	9-12-2	4	635	.911	
12	Ryan Wischow	UM	SO	17	928:11	49	3.17	8-8-0	0	404	.892	

Saves

			GP	SVS/G	Saves	Shutouts		GP	Shutouts			
1	Stefanos Lekkas	UVM	SO	35	30.0	1049	1	Christoffer Hernberg	UML	JR	28	5
2	Jake Oettinger	BU	SO	36	27.1	975		Jake Oettinger	BU	SO	36	5
3	Jeremy Swayman	ME	FR	31	31.0	960	3	Matt Murray	UM	FR	24	4
4	Daniel Tirone	UNH	SR	33	28.2	932		Daniel Tirone	UNH	SR	33	4
5	Hayden Hawkey	PC	JR	38	22.4	850		Cayden Primeau	NU	FR	33	4
6	Cayden Primeau	NU	FR	33	25.4	839	6	Hayden Hawkey	PC	JR	38	3
7	Joseph Woll	BC	SO	30	26.4	793	7	Joseph Woll	BC	SO	30	2
8	Craig Pantano	MC	JR	28	24.6	688	8	Max Prawdzik	BU	JR	3	1
9	Adam Huska	UC	SO	27	25.2	680		Ryan Edquist	BC	SO	9	1
10	Christoffer Hernberg	UML	JR	28	23.0	644		Tyler Wall	UML	SO	12	1
11	Matt Murray	UM	FR	24	26.5	635		Craig Pantano	MC	JR	28	1
12	Ryan Wischow	UM	SO	17	23.8	404		Jeremy Swayman	ME	FR	31	1
13	Tanner Creel	UC	SR	13	20.7	269		Stefanos Lekkas	UVM	SO	35	1
14	Tyler Wall	UML	SO	12	21.8	262						
15	Drew Vogler	MC	JR	10	25.7	257						
16	Rob McGovern	ME	JR	9	26.3	237						
17	Ryan Edquist	BC	SO	9	23.1	208						
18	Ryan Ruck	NU	JR	6	21.2	127						
19	Mike Robinson	UNH	FR	6	16.8	101						
20	Tyler Harmon	UVM	FR	4	16.2	65						

Hockey East Overall Team Stats

TEAM OFFENSE

TEAM DEFENSE



Team	Games	Goals	G/GM
1 Northeastern	37	134	3.62
2 Boston University	38	118	3.11
3 Maine	38	117	3.08
4 Providence	38	115	3.03
5 Boston College	37	108	2.92
6 UMass Lowell	36	101	2.81
7 UConn	36	100	2.78
8 Massachusetts	39	104	2.67
9 New Hampshire	36	88	2.44
10 Merrimack	37	83	2.24
11 Vermont	37	79	2.14

Team	Games	Goals	G/GM
1 Northeastern	37	78	2.11
2 Providence	38	83	2.18
3 Boston University	38	98	2.58
4 Boston College	37	99	2.68
5 UMass Lowell	36	99	2.75
6 UConn	36	102	2.83
7 Merrimack	37	105	2.84
8 New Hampshire	36	104	2.89
9 Maine	38	115	3.03
10 Vermont	37	112	3.03
11 Massachusetts	39	119	3.05



POWER PLAY

PENALTY KILL

Team	Totals	SHA	PP %
1 Northeastern	43/158	1	27.2
2 Boston University	33/151	1	21.9
3 UConn	29/144	3	20.1
4 Maine	26/133	4	19.5
5 Merrimack	27/144	2	18.8
6 Boston College	26/143	3	18.2
7 Providence	31/171	2	18.1
8 Vermont	27/149	7	18.1
9 New Hampshire	24/140	3	17.1
10 UMass Lowell	26/158	5	16.5
11 Massachusetts	22/145	4	15.2

Team	Totals	SHF	PK %
1 New Hampshire	132/151	0	87.4
2 Providence	129/151	0	85.4
3 UConn	124/150	6	82.7
4 Northeastern	97/118	4	82.2
5 Boston College	129/159	7	81.1
6 UMass Lowell	104/129	6	80.6
7 Vermont	112/140	3	80.0
8 Massachusetts	127/160	3	79.4
9 Boston University	118/150	4	78.7
10 Maine	128/167	4	76.6
11 Merrimack	110/144	2	76.4



PENALTY MINUTES

SHOTS ON GOAL

Team	Games	PIM	PIM/G
1 Maine	38	573	15.1
2 Boston University	38	499	13.1
3 Providence	38	489	12.9
4 Vermont	37	476	12.9
5 Boston College	37	472	12.8
6 New Hampshire	36	419	11.6
7 Northeastern	37	419	11.3
8 Massachusetts	39	437	11.2
9 Merrimack	37	385	10.4
10 UConn	36	368	10.2
11 UMass Lowell	36	330	9.2

Team	Games	SOG	SOG/G
1 Boston University	38	1304	34.3
2 Providence	38	1230	32.4
3 Northeastern	37	1156	31.2
4 Maine	38	1173	30.9
5 Boston College	37	1117	30.2
6 New Hampshire	36	1073	29.8
7 Merrimack	37	1093	29.5
8 Vermont	37	1082	29.2
9 UConn	36	1051	29.2
10 Massachusetts	39	1098	28.2
11 UMass Lowell	36	998	27.7



SCORING BY PERIOD

GOALS ALLOWED BY PERIOD

Team	1st	2nd	3rd	OT	Total
1 Northeastern	41	52	39	2	134
2 Boston University	40	40	34	4	118
3 Maine	33	47	34	3	117
4 Providence	38	39	34	4	115
5 Boston College	24	43	38	3	108
6 Massachusetts	37	25	41	1	104
7 UMass Lowell	21	38	41	1	101
8 UConn	28	34	37	1	100
9 New Hampshire	30	33	25	0	88
10 Merrimack	31	20	28	4	83
11 Vermont	23	26	27	3	79

Team	1st	2nd	3rd	OT	Total
1 Northeastern	17	26	32	3	78
2 Providence	30	26	26	1	83
3 Boston University	26	41	30	1	98
4 Boston College	28	39	30	2	99
UMass Lowell	24	44	26	5	99
6 UConn	37	28	34	3	102
7 New Hampshire	28	33	41	2	104
8 Merrimack	31	39	32	3	105
9 Vermont	34	36	38	4	112
10 Maine	42	33	38	2	115
11 Massachusetts	39	38	41	1	119



SPECIAL TEAMS NET

Team	PPF	SHA	PP NET	PPA	SHF	SH NET	ST NET
1 Northeastern	43	1	+42	21	4	-17	+25
2 Providence	31	2	+29	22	0	-22	+7
3 UConn	29	3	+26	26	6	-20	+6
4 Boston University	33	1	+32	32	4	-28	+4
5 UMass Lowell	26	5	+21	25	6	-19	+2
New Hampshire	24	3	+21	19	0	-19	+2
7 Boston College	26	3	+23	30	7	-23	0
8 Vermont	27	7	+20	28	3	-25	-5
9 Merrimack	27	2	+25	34	2	-32	-7
10 Massachusetts	22	4	+18	33	3	-30	-12
11 Maine	26	4	+22	39	4	-35	-13



Hockey East Playoff Scoring Leaders

Scoring

				GP	G-A-P	PPG	PIM	PP	SH	GW	HT	+/-	NHL	
1	Jordan Greenway	BU	JR	F	4	2-4-6	1.50	4/8	1	0	0	0	+2	MIN
	Brady Keeper	ME	FR	D	4	0-6-6	1.50	1/2	0	0	0	0	+4	
3	Dylan Sikura	NU	SR	F	3	4-1-5	1.67	2/4	1	1	1	0	E	CHI
	Jeremy Davies	NU	SO	D	3	1-4-5	1.67	1/2	0	0	0	0	+2	NJD
	Nolan Vesey	ME	SR	F	4	2-3-5	1.25	3/6	0	0	0	0	+1	TOR
	Brandon Duhaime	PC	SO	F	4	2-3-5	1.25	0/0	1	0	1	0	+2	MIN
	John Leonard	UM	FR	F	5	3-2-5	1.00	1/2	1	0	0	0	-2	
8	Matt Alvaro	UVM	SO	F	3	2-2-4	1.33	2/12	0	0	0	0	+2	
	Adam Gaudette	NU	JR	F	3	1-3-4	1.33	3/6	0	0	1	0	-1	VAN
	Drew Melanson	BU	SR	F	4	3-1-4	1.00	0/0	0	0	1	0	+2	
	Chad Kryz	BU	SO	D	4	1-3-4	1.00	1/2	0	0	0	0	+3	CHI
	Mitchell Fossier	ME	SO	F	4	1-3-4	1.00	7/25	0	0	0	0	+1	
	Shane Bowers	BU	FR	F	4	0-4-4	1.00	1/2	0	0	0	0	+2	COL
	Rob Michel	ME	JR	D	4	0-4-4	1.00	1/2	0	0	0	0	+2	
	Brett Boeing	UM	JR	F	5	2-2-4	0.80	2/4	0	0	0	0	+3	
	Niko Rufo	UM	SR	F	5	0-4-4	0.80	1/2	0	0	0	0	E	
17	21 Players Tied With													3 Points

Defenseman Scoring

				GP	G-A-P	PPG	PIM	PP	SH	GW	HT	+/-	NHL	
1	Brady Keeper	ME	FR	D	4	0-6-6	1.50	1/2	0	0	0	0	+4	
2	Jeremy Davies	NU	SO	D	3	1-4-5	1.67	1/2	0	0	0	0	+2	NJD
3	Chad Kryz	BU	SO	D	4	1-3-4	1.00	1/2	0	0	0	0	+3	CHI
	Rob Michel	ME	JR	D	4	0-4-4	1.00	1/2	0	0	0	0	+2	
5	Veli-Matti Tiuraniemi	ME	FR	D	2	1-2-3	1.50	0/0	1	0	0	0	+1	
	Connor Moore	BC	SO	D	3	2-1-3	1.00	0/0	1	0	1	0	+3	
	Dante Fabbro	BU	SO	D	4	0-3-3	0.75	0/0	0	0	0	0	E	NSH
	Mario Ferraro	UM	FR	D	5	1-2-3	0.60	1/2	0	0	0	0	+2	SJS
	Cale Makar	UM	FR	D	5	1-2-3	0.60	3/6	1	0	0	0	+1	COL
10	Derek Pratt	UC	SR	D	2	0-2-2	1.00	0/0	0	0	0	0	+1	
	Michael Kim	BC	JR	D	3	0-2-2	0.67	0/0	0	0	0	0	-1	
	Ryan Shea	NU	SO	D	3	0-2-2	0.67	2/12	0	0	0	0	+3	CHI
	David Farrance	BU	FR	D	4	1-1-2	0.50	0/0	0	0	0	0	+2	NSH
	Spenser Young	PC	SO	D	4	0-2-2	0.50	0/0	0	0	0	0	E	
15	25 Players Tied With													1 Points

Freshman Scoring

				GP	G-A-P	PPG	PIM	PP	SH	GW	HT	+/-	NHL	
1	Brady Keeper	ME	FR	D	4	0-6-6	1.50	1/2	0	0	0	0	+4	
2	John Leonard	UM	FR	F	5	3-2-5	1.00	1/2	1	0	0	0	-2	
3	Shane Bowers	BU	FR	F	4	0-4-4	1.00	1/2	0	0	0	0	+2	COL
4	Veli-Matti Tiuraniemi	ME	FR	D	2	1-2-3	1.50	0/0	1	0	0	0	+1	
	Zach Solow	NU	FR	F	3	0-3-3	1.00	0/0	0	0	0	0	+1	
	Brady Tkachuk	BU	FR	F	4	1-2-3	0.75	4/8	1	0	0	0	+3	
	Austin Albrecht	UM	FR	F	5	3-0-3	0.60	1/2	0	0	0	0	-1	
	Mario Ferraro	UM	FR	D	5	1-2-3	0.60	1/2	0	0	0	0	+2	SJS
	Cale Makar	UM	FR	D	5	1-2-3	0.60	3/6	1	0	0	0	+1	COL
	Philip Lagunov	UM	FR	F	5	1-2-3	0.60	0/0	0	0	1	0	E	
	Jake Gaudet	UM	FR	F	5	1-2-3	0.60	2/15	0	0	1	0	E	
	Mitchell Chaffee	UM	FR	F	5	1-2-3	0.60	0/0	0	0	0	0	+1	
13	Christopher Grando	BC	FR	F	3	1-1-2	0.67	1/2	0	1	1	0	+2	
	Logan Hutsko	BC	FR	F	3	0-2-2	0.67	2/4	0	0	0	0	-1	
	Aapeli Räsänen	BC	FR	F	3	0-2-2	0.67	2/4	0	0	0	0	E	EDM
	Eduards Tralmaks	ME	FR	F	4	2-0-2	0.50	1/2	2	0	1	0	+1	
	David Farrance	BU	FR	D	4	1-1-2	0.50	0/0	0	0	0	0	+2	NSH
	Logan Cockerill	BU	FR	F	4	1-1-2	0.50	0/0	0	0	1	0	+3	NYI
	Oliver Chau	UM	FR	F	5	1-1-2	0.40	0/0	0	0	0	0	E	

Hockey East Playoff Scoring Leaders

Goal Scoring				GP	G	GPG	Assist Scoring				GP	A	APG		
1	Dylan Sikura	NU	SR	F	3	4	1.33	1	Brady Keeper	ME	FR	D	4	6	1.50
2	Nolan Stevens	NU	SR	F	3	3	1.00	2	Jeremy Davies	NU	SO	D	3	4	1.33
	Drew Melanson	BU	SR	F	4	3	0.75		Jordan Greenway	BU	JR	F	4	4	1.00
	Tim Doherty	ME	SO	F	4	3	0.75		Shane Bowers	BU	FR	F	4	4	1.00
	John Leonard	UM	FR	F	5	3	0.60		Rob Michel	ME	JR	D	4	4	1.00
	Austin Albrecht	UM	FR	F	5	3	0.60		Niko Rufo	UM	SR	F	5	4	0.80
7	18 Players Tied With					2		7	10 Players Tied With					3	

Power Play Goals				GP	G	GPG	Power Play Points				GP	G-A-P	PPG		
1	Nolan Stevens	NU	SR	F	3	2	0.67	1	Jeremy Davies	NU	SO	D	3	0-3-3	1.00
	Eduards Tralmaks	ME	FR	F	4	2	0.50		Zach Solow	NU	FR	F	3	0-3-3	1.00
3	15 Players Tied With					1		3	10 Players Tied With					2 Points	

Shorthanded Goals				GP	G	GPG	Game-Winning Goals				GP	G	GPG		
1	Christopher Grando	BC	FR	F	3	1	0.33	1	Josh Wilkins	PC	SO	F	4	2	0.50
	Dylan Sikura	NU	SR	F	3	1	0.33	2	16 Players Tied With					1	
	Michael Babcock	MC	JR	F	4	1	0.25								

Plus-Minus				GP	+/-	Hat Tricks				GP	HT	
1	Brady Keeper	ME	FR	D	4	+4						
2	Connor Moore	BC	SO	D	3	+3						
	Ryan Shea	NU	SO	D	3	+3						
	Matt O'Donnell	UVM	SO	D	3	+3						
	Chad Kryz	BU	SO	D	4	+3						
	Brady Tkachuk	BU	FR	F	4	+3						
	Logan Cockerill	BU	FR	F	4	+3						
	Kasper Björkqvist	PC	SO	F	4	+3						
	Jack Suter	UM	SO	F	5	+3						
	Brett Boeing	UM	JR	F	5	+3						

Hockey East Playoff Goaltending Leaders

Goals Against Average

				GP	Minutes	GA	GAA	Record	SO	Saves	Save %	NHL
1	Craig Pantano	MC	JR	4	273:53	8	1.75	2-2-0	0	92	.920	
2	Jake Oettinger	BU	SO	4	260:17	8	1.84	4-0-0	1	138	.945	DAL
3	Hayden Hawkey	PC	JR	4	248:34	8	1.93	3-1-0	0	100	.926	MTL
4	Christoffer Hernberg	UML	JR	2	152:00	5	1.97	0-2-0	0	63	.926	
5	Joseph Woll	BC	SO	3	200:00	7	2.10	2-1-0	1	108	.939	TOR
6	Cayden Primeau	NU	FR	3	189:55	7	2.21	2-1-0	0	88	.926	MTL
7	Jeremy Swayman	ME	FR	4	237:28	10	2.53	2-2-0	0	128	.928	BOS
8	Daniel Tirone	UNH	SR	2	117:41	5	2.55	0-2-0	0	85	.944	
9	Matt Murray	UM	FR	2	140:08	6	2.57	1-1-0	0	50	.893	
10	Stefanos Lekkas	UVM	SO	3	200:02	11	3.30	1-2-0	0	102	.903	
11	Adam Huska	UC	SO	2	123:15	7	3.41	0-2-0	0	50	.877	NYR
12	Ryan Wischow	UM	SO	3	158:16	10	3.79	1-2-0	0	72	.878	

Save Percentage

				GP	Minutes	GA	GAA	Record	SO	Saves	Save %	NHL
1	Jake Oettinger	BU	SO	4	260:17	8	1.84	4-0-0	1	138	.945	DAL
2	Daniel Tirone	UNH	SR	2	117:41	5	2.55	0-2-0	0	85	.944	
3	Joseph Woll	BC	SO	3	200:00	7	2.10	2-1-0	1	108	.939	TOR
4	Jeremy Swayman	ME	FR	4	237:28	10	2.53	2-2-0	0	128	.928	BOS
5	Christoffer Hernberg	UML	JR	2	152:00	5	1.97	0-2-0	0	63	.926	
6	Cayden Primeau	NU	FR	3	189:55	7	2.21	2-1-0	0	88	.926	MTL
7	Hayden Hawkey	PC	JR	4	248:34	8	1.93	3-1-0	0	100	.926	MTL
8	Craig Pantano	MC	JR	4	273:53	8	1.75	2-2-0	0	92	.920	
9	Stefanos Lekkas	UVM	SO	3	200:02	11	3.30	1-2-0	0	102	.903	
10	Matt Murray	UM	FR	2	140:08	6	2.57	1-1-0	0	50	.893	
11	Ryan Wischow	UM	SO	3	158:16	10	3.79	1-2-0	0	72	.878	
12	Adam Huska	UC	SO	2	123:15	7	3.41	0-2-0	0	50	.877	NYR

Saves

			GP	SVS/G	Saves	Shutouts		GP	Shutouts			
1	Jake Oettinger	BU	SO	4	34.5	138	1	Joseph Woll	BC	SO	3	1
2	Jeremy Swayman	ME	FR	4	32.0	128		Jake Oettinger	BU	SO	4	1
3	Joseph Woll	BC	SO	3	36.0	108						
4	Stefanos Lekkas	UVM	SO	3	34.0	102						
5	Hayden Hawkey	PC	JR	4	25.0	100						
6	Craig Pantano	MC	JR	4	23.0	92						
7	Cayden Primeau	NU	FR	3	29.3	88						
8	Daniel Tirone	UNH	SR	2	42.5	85						
9	Ryan Wischow	UM	SO	3	24.0	72						
10	Christoffer Hernberg	UML	JR	2	31.5	63						
11	Adam Huska	UC	SO	2	25.0	50						
	Matt Murray	UM	FR	2	25.0	50						
13	Brad Arvanitis	UM	FR	1	7.0	7						

Hockey East Playoff Team Stats

TEAM OFFENSE

TEAM DEFENSE



Team	Games	Goals	G/GM
1 Northeastern	3	12	4.00
2 Boston University	4	13	3.25
3 Maine	4	12	3.00
Massachusetts	5	15	3.00
5 Boston College	3	8	2.67
6 UConn	2	5	2.50
Providence	4	10	2.50
8 Vermont	3	7	2.33
9 Merrimack	4	8	2.00
10 UMass Lowell	2	3	1.50
New Hampshire	2	3	1.50

Team	Games	Goals	G/GM
1 Boston University	4	8	2.00
Merrimack	4	8	2.00
3 Providence	4	9	2.25
4 Boston College	3	7	2.33
Northeastern	3	7	2.33
6 Maine	4	10	2.50
UMass Lowell	2	5	2.50
8 Massachusetts	5	17	3.40
9 UConn	2	7	3.50
New Hampshire	2	7	3.50
11 Vermont	3	11	3.67



POWER PLAY

Team	Totals	SHA	PP %
1 Northeastern	3/7	0	42.9
2 Maine	4/10	0	40.0
3 Providence	3/11	1	27.3
4 Boston College	1/5	0	20.0
5 UConn	1/6	0	16.7
New Hampshire	1/6	0	16.7
7 Massachusetts	2/13	0	15.4
8 Boston University	2/14	0	14.3
9 Merrimack	1/9	1	11.1
10 Vermont	1/12	0	8.3
11 UMass Lowell	0/5	1	0.0

PENALTY KILL

Team	Totals	SHF	PK %
1 UMass Lowell	3/3	0	100.0
Northeastern	6/6	1	100.0
3 Boston College	8/9	1	88.9
Boston University	8/9	0	88.9
5 Merrimack	7/8	1	87.5
6 New Hampshire	5/6	0	83.3
7 Vermont	8/10	0	80.0
8 UConn	7/9	0	77.8
9 Massachusetts	12/16	0	75.0
10 Maine	9/13	0	69.2
11 Providence	6/9	0	66.7



PENALTY MINUTES

Team	Games	PIM	PIM/G
1 Vermont	3	59	19.7
2 New Hampshire	2	37	18.5
3 Maine	4	63	15.8
4 Northeastern	3	44	14.7
5 Massachusetts	5	67	13.4
6 Providence	4	45	11.2
7 UConn	2	22	11.0
8 Boston College	3	22	7.3
9 Boston University	4	26	6.5
10 Merrimack	4	21	5.2
11 UMass Lowell	2	10	5.0

SHOTS ON GOAL

Team	Games	SOG	SOG/G
1 UConn	2	77	38.5
2 Providence	4	146	36.5
3 Massachusetts	5	174	34.8
4 Merrimack	4	138	34.5
5 Maine	4	132	33.0
Northeastern	3	99	33.0
7 Boston University	4	131	32.8
8 UMass Lowell	2	65	32.5
9 Vermont	3	87	29.0
10 New Hampshire	2	56	28.0
11 Boston College	3	74	24.7



SCORING BY PERIOD

Team	1st	2nd	3rd	OT	Total
1 Massachusetts	2	5	7	1	15
2 Boston University	3	3	5	2	13
3 Maine	2	6	4	-	12
Northeastern	2	7	3	0	12
5 Providence	6	1	2	1	10
6 Boston College	1	4	2	1	8
Merrimack	1	3	2	2	8
8 Vermont	2	3	1	1	7
9 UConn	1	3	1	0	5
10 UMass Lowell	1	1	1	0	3
New Hampshire	2	0	1	-	3

GOALS ALLOWED BY PERIOD

Team	1st	2nd	3rd	OT	Total
1 UMass Lowell	1	1	1	2	5
2 Boston College	0	4	2	1	7
UConn	3	1	2	1	7
New Hampshire	0	3	4	-	7
Northeastern	1	1	4	1	7
6 Boston University	2	4	2	0	8
Merrimack	1	4	2	1	8
8 Providence	2	4	3	0	9
9 Maine	7	1	2	-	10
10 Vermont	2	4	4	1	11
11 Massachusetts	4	9	3	1	17



SPECIAL TEAMS NET

Team	PPF	SHA	PP NET	PPA	SHF	SH NET	ST NET
1 Northeastern	3	0	+3	0	1	+1	+4
2 Boston College	1	0	+1	1	1	0	+1
Boston University	2	0	+2	1	0	-1	+1
4 Maine	4	0	+4	4	0	-4	0
Merrimack	1	1	0	1	1	0	0
New Hampshire	1	0	+1	1	0	-1	0
7 UConn	1	0	+1	2	0	-2	-1
UMass Lowell	0	1	-1	0	0	0	-1
Providence	3	1	+2	3	0	-3	-1
Vermont	1	0	+1	2	0	-2	-1
11 Massachusetts	2	0	+2	4	0	-4	-2



National Category Leaders

Points Per Game

		GP	G-A-P	P/GM
1 Adam Gaudette (VAN)	Northeastern	JR F 37	30-30-60	1.62
2 Max Véronneau	Princeton	JR F 35	17-38-55	1.57
3 Dylan Sikura (CHI)	Northeastern	SR F 34	21-32-53	1.56
4 Ryan Kuffner	Princeton	JR F 35	29-23-52	1.49
5 Ryan Donato (BOS)	Harvard	JR F 29	26-17-43	1.48
6 Henrik Borgström (FLA)	Denver	SO F 38	22-28-50	1.32
7 Dylan McLaughlin	Canisius	JR F 37	17-31-48	1.30
8 Cooper Marody (PHI)	Michigan	JR F 37	14-32-46	1.24
9 Nick Halloran	Colorado College	SO F 37	19-26-45	1.22
10 Sheldon Rempal	Clarkson	SO F 38	23-23-46	1.21
11 Brady Ferguson	Robert Morris	SR F 41	18-31-49	1.20
12 Troy Terry (ANA)	Denver	JR F 37	13-31-44	1.19
13 David Pope (DET)	Omaha	SR F 35	20-21-41	1.17
14 Taro Hirose	Michigan State	SO F 36	12-30-42	1.17
15 Joe Snively	Yale	JR F 31	19-17-36	1.16
16 Erik Brown	RIT	JR F 37	29-13-42	1.14
17 Tanner Laczynski (PHI)	Ohio State	SO F 38	15-28-43	1.13
18 Adam Rockwood	Northern Michigan	JR F 43	8-40-48	1.12
19 Marc Michaelis	Minnesota State	SO F 35	18-21-39	1.11
20 Jake Evans (MTL)	Notre Dame	SR F 36	11-29-40	1.11
Andrew Sturtz	Penn State	JR F 36	14-26-40	1.11
22 Nolan Stevens (STL)	Northeastern	SR F 37	24-17-41	1.11
Mason Jobst	Ohio State	JR F 37	19-22-41	1.11
24 C.J. Suess (WPG)	Minnesota State	SR F 39	22-21-43	1.10
25 Josh Teves	Princeton	JR D 30	7-26-33	1.10

Goals Against Average

		Minutes	GA	GAA
1 Matthew Galajda	Cornell	FR 1610:23	40	1.49
2 Colton Point (DAL)	Colgate	SO 1997:05	58	1.74
3 Connor LaCouvee	Minnesota State	SR 1737:56	51	1.76
4 Jake Kielly	Clarkson	SO 2278:29	70	1.84
5 Tanner Jaillet	Denver	SR 2175:42	67	1.85
6 Cayden Primeau (MTL)	Northeastern	FR 1945:38	61	1.88
7 Cale Morris	Notre Dame	SO 1937:47	62	1.92
8 Hunter Shepard	Minnesota Duluth	SO 2151:24	71	1.98
9 Corbin Kaczperski	Yale	SO 684:31	23	2.02
10 Christopher Hernberg	UMass Lowell	JR 1587:58	55	2.08
11 Billy Christopoulos	Air Force	JR 2415:58	84	2.09
12 Sean Romeo	Ohio State	JR 2036:11	71	2.09
13 Hayden Hawkey (MTL)	Providence	JR 2204:56	77	2.10
14 Mat Robson	Minnesota	SO 796:26	28	2.11
15 Dávid Hrenák	St. Cloud State	FR 1359:35	48	2.12
16 Cam Johnson	North Dakota	SR 1735:16	62	2.14
17 Atte Tolvanen	Northern Michigan	JR 2028:25	75	2.22
18 Michael Bitzer	Bemidji State	SR 2195:37	82	2.24
19 Ryan Bednard (FLA)	Bowling Green	SO 1658:17	62	2.24
20 Merrick Madsen (ARI)	Harvard	SR 1429:03	54	2.27
21 Stefano Durante	American International	FR 1585:39	60	2.27
22 Cole Bruns	Army West Point	SR 1639:03	63	2.31
23 Darion Hanson	Union	FR 801:34	31	2.32
24 Craig Pantano	Merrimack	JR 1647:26	64	2.33
25 Andrew Shortridge	Quinnipiac	SO 1421:52	56	2.36

Points Per Game (Defensemen)

		GP	G-A-P	P/GM
1 Josh Teves	Princeton	JR D 30	7-26-33	1.10
2 Philip Beaulieu	Northern Michigan	SO D 43	11-31-42	0.98
3 Jimmy Schuldt	St. Cloud State	JR D 39	10-28-38	0.97
4 Zach Frye	Alaska	SR D 35	11-23-34	0.97
Jeremy Davies (NJD)	Northeastern	SO D 35	6-28-34	0.97
6 Adam Fox (CGY)	Harvard	SO D 29	6-22-28	0.97
7 Alec Rauhauser	Bowling Green	SO D 41	9-30-39	0.95
8 Scott Perunovich	Minnesota Duluth	FR D 38	11-24-35	0.92
9 Daniel Brickley	Minnesota State	JR D 39	10-25-35	0.90
10 Joseph Duszak	Mercyhurst	SO D 35	9-22-31	0.89
11 Christian Wolanin (OTT)	North Dakota	JR D 40	12-23-35	0.88
12 Quinn Hughes	Michigan	FR D 34	4-24-28	0.82
13 Louie Belpedio (MIN)	Miami	SR D 37	9-21-30	0.81
14 Dante Fabbro (NSH)	Boston University	SO D 36	9-20-29	0.81
Noah Delmas	Niagara	SO D 36	4-25-29	0.81
16 Tanner Jago	Bentley	JR D 35	6-22-28	0.80
17 Trevor Hamilton	Penn State	SR D 37	6-23-29	0.78
18 Kelly Summers (OTT)	Clarkson	SR D 39	6-24-30	0.77
19 Brinson Pasichnuk	Arizona State	SO D 34	8-18-26	0.76
Chad Kryz (CHI)	Boston University	SO D 34	7-19-26	0.76
Corey Schueneman	Western Michigan	JR D 34	5-21-26	0.76

Save Percentage

		Saves	GA	Save %
1 Cale Morris	Notre Dame	SO 1089	62	.946
2 Colton Point (DAL)	Colgate	SO 982	58	.944
3 Matthew Galajda	Cornell	FR 622	40	.940
4 Mat Robson	Minnesota	SO 392	28	.933
5 Corbin Kaczperski	Yale	SO 318	23	.933
6 Cayden Primeau (MTL)	Northeastern	FR 839	61	.932
7 Tanner Jaillet	Denver	SR 880	67	.929
8 Jake Kielly	Clarkson	SO 909	70	.928
9 Sean Romeo	Ohio State	JR 880	71	.925
10 Hunter Shepard	Minnesota Duluth	SO 868	71	.924
11 Cole Bruns	Army West Point	SR 770	63	.924
12 Christoffer Hernberg	UMass Lowell	JR 644	55	.921
13 Jeremy Swayman (BOS)	Maine	FR 960	82	.921
14 Billy Christopoulos	Air Force	JR 963	84	.920
15 Paul Berrafato	Holy Cross	SR 1060	93	.919
16 Dávid Hrenák	St. Cloud State	FR 543	48	.919
17 Merrick Madsen (ARI)	Harvard	SR 604	54	.918
18 Daniel Urbani	Canisius	SO 983	88	.918
19 Brandon Wildung	Mercyhurst	SR 1069	96	.918
20 Jake Kupsy (SJS)	Union	JR 667	60	.917

Points Per Game (Freshmen)

		GP	G-A-P	P/GM
1 Odeen Tufto	Quinnipiac	F 38	9-32-41	1.08
2 Jake Jaremko	Minnesota State	F 39	15-24-39	1.00
3 Mitchell Lewandowski	Michigan State	F 36	19-15-34	0.94
4 Scott Perunovich	Minnesota Duluth	D 38	11-24-35	0.92
5 Casey Mittelstadt (BUF)	Minnesota	F 34	11-19-30	0.88
6 Luke Santerno	Bentley	F 35	12-18-30	0.86
7 John Leonard	Massachusetts	F 33	13-15-28	0.85
8 Logan Hutsko	Boston College	F 37	12-19-31	0.84
9 Quinn Hughes	Michigan	D 34	4-24-28	0.82
10 Shane Bowers (COL)	Boston University	F 38	16-15-31	0.82
11 Brandon Kruse	Bowling Green	F 41	8-25-33	0.80
12 Jack Jacome	Clarkson	F 37	8-21-29	0.78
13 Marc Johnstone	Sacred Heart	F 39	13-17-30	0.77
14 Reggie Lutz	Minnesota State	F 34	7-19-26	0.76
Linus Weissbach (BUF)	Wisconsin	F 34	10-16-26	0.76
16 Brady Tkachuk	Boston University	F 38	8-21-29	0.76
17 Johnny Walker	Arizona State	F 32	17-7-24	0.75
18 Max Johnson	Bowling Green	F 41	13-17-30	0.73
19 Zach Solow	Northeastern	F 37	5-21-26	0.70
20 Cameron Wright	Bowling Green	F 36	9-16-25	0.69

Winning Percentage

		W-L-T	Win %
1 Matthew Galajda	Cornell	FR 21-4-2	.815
2 Connor LaCouvee	Minnesota State	SR 23-5-1	.810
3 Cale Morris	Notre Dame	SO 24-7-1	.766
4 Jeff Smith	St. Cloud State	JR 11-2-4	.765
5 Darion Hanson	Union	FR 10-4-0	.714
6 Cayden Primeau (MTL)	Northeastern	FR 19-7-5	.694
7 Atte Tolvanen	Northern Michigan	JR 23-10-1	.691
8 Dávid Hrenák	St. Cloud State	FR 14-6-2	.682
9 Tanner Jaillet	Denver	SR 21-8-7	.681
10 Hayden Hawkey (MTL)	Providence	JR 23-11-3	.662
11 Sean Romeo	Ohio State	JR 20-9-5	.662
12 Jake Kielly	Clarkson	SO 22-10-6	.658
13 Brandon Wildung	Mercyhurst	SR 20-10-4	.647
14 Eric Dop	Bowling Green	FR 8-4-2	.643
15 Corbin Kaczperski	Yale	SO 7-4-0	.636
16 Ryan Bednard (FLA)	Bowling Green	SO 15-8-4	.630
17 Ryan Ferland	Princeton	FR 18-10-4	.625
18 Jake Oettinger (DAL)	Boston University	SO 20-12-4	.611
19 Hayden Lavigne	Michigan	SO 16-10-3	.603
20 Joseph Woll (TOR)	Boston College	SO 17-11-2	.600

National Category Leaders

Goals Per Game

			GP	G	G/GM	
1	Ryan Donato (BOS)	Harvard	JR F	29	26	0.90
2	Ryan Kuffner	Princeton	JR F	35	29	0.83
3	Adam Gaudette (VAN)	Northeastern	JR F	37	30	0.81
4	Erik Brown	RIT	JR F	37	29	0.78
5	Josh Kestner	Alabama Huntsville	SR F	37	24	0.65
	Nolan Stevens (STL)	Northeastern	SR F	37	24	0.65
7	Tony Calderone	Michigan	SR F	37	23	0.62
8	Dylan Sikura (CHI)	Northeastern	SR F	34	21	0.62
9	Joe Snively	Yale	JR F	31	19	0.61
10	Sheldon Rempal	Clarkson	SO F	38	23	0.61
11	Henrik Borgström (FLA)	Denver	SO F	38	22	0.58
12	David Pope (DET)	Omaha	SR F	35	20	0.57
13	C.J. Suess (WPG)	Minnesota State	SR F	39	22	0.56
14	Robbie Payne	Northern Michigan	SR F	43	24	0.56
15	Troy Loggins	Northern Michigan	JR F	43	23	0.53
16	Johnny Walker	Arizona State	FR F	32	17	0.53
17	Michael Wilson	Army West Point	SO F	34	18	0.53
18	Mitchell Lewandowski	Michigan State	FR F	36	19	0.53
19	Bobo Carpenter	Boston University	JR F	38	20	0.53
	Ryan Scarfo	Union	SR F	38	20	0.53
21	Denis Smirnov (COL)	Penn State	SO F	29	15	0.52
22	Jonathan Charbonneau	Mercyhurst	SR F	33	17	0.52
23	Marc Michaelis	Minnesota State	SO F	35	18	0.51
24	Nick Halloran	Colorado College	SO F	37	19	0.51
	Mason Jobst	Ohio State	JR F	37	19	0.51

Assists Per Game

			GP	A	A/GM	
1	Max Véronneau	Princeton	JR F	35	38	1.09
2	Dylan Sikura (CHI)	Northeastern	SR F	34	32	0.94
3	Adam Rockwood	Northern Michigan	JR F	43	40	0.93
4	Josh Teves	Princeton	JR D	30	26	0.87
5	Cooper Marody (PHI)	Michigan	JR F	37	32	0.86
6	Odeen Tufto	Quinnipiac	FR F	38	32	0.84
7	Dylan McLaughlin	Canisius	JR F	37	31	0.84
	Troy Terry (ANA)	Denver	JR F	37	31	0.84
9	Taro Hirose	Michigan State	SO F	36	30	0.83
10	Adam Gaudette (VAN)	Northeastern	JR F	37	30	0.81
11	Jake Evans (MTL)	Notre Dame	SR F	36	29	0.81
12	Jeremy Davies (NJD)	Northeastern	SO D	35	28	0.80
13	Adam Fox (CGY)	Harvard	SO D	29	22	0.76
14	Brady Ferguson	Robert Morris	SR F	41	31	0.76
15	Dylan Gambrell (SJS)	Denver	JR F	39	29	0.74
16	Henrik Borgström (FLA)	Denver	SO F	38	28	0.74
	Tanner Laczynski (PHI)	Ohio State	SO F	38	28	0.74
18	Alec Rauhauser	Bowling Green	SO D	41	30	0.73
19	Andrew Sturtz	Penn State	JR F	36	26	0.72
20	Philip Beaulieu	Northern Michigan	SO D	43	31	0.72
21	Zeb Knutson	Minnesota State	SR F	39	28	0.72
	Parker Tuomie	Minnesota State	SO F	39	28	0.72
	Jimmy Schuldt	St. Cloud State	JR D	39	28	0.72
24	Jackson Cressey	Princeton	SO F	35	25	0.71
25	Quinn Hughes	Michigan	FR D	34	24	0.71

Power Play Goals

			GP	PPG/G	PPG	
1	Dylan Sikura (CHI)	Northeastern	SR F	34	0.38	13
2	David Pope (DET)	Omaha	SR F	35	0.34	12
	Kyle Schmidt	Bentley	SR F	37	0.32	12
4	Nolan Stevens (STL)	Northeastern	SR F	37	0.30	11
	Adam Gaudette (VAN)	Northeastern	JR F	37	0.30	11
6	Jarid Lukosevicius	Denver	JR F	39	0.26	10
	Max Johnson	Bowling Green	FR F	41	0.24	10
8	Jonathan Charbonneau	Mercyhurst	SR F	33	0.27	9
	Michael Wilson	Army West Point	SO F	34	0.26	9
	Josh Kestner	Alabama Huntsville	SR F	37	0.24	9
	Erik Brown	RIT	JR F	37	0.24	9
	Ryan Scarfo	Union	SR F	38	0.24	9
	Brady Ferguson	Robert Morris	SR F	41	0.22	9
	Troy Loggins	Northern Michigan	JR F	43	0.21	9
15	14 Players Tied With					8

Game-Winning Goals

			GP	GWG	
1	Darien Craighead	Northern Michigan	SO F	42	6
2	Joe Snively	Yale	JR F	31	5
	Anthony Angello (PIT)	Cornell	JR F	32	5
	Michael Wilson	Army West Point	SO F	34	5
	Mitchell Lewandowski	Michigan State	FR F	36	5
	Tyler Sheehy	Minnesota	JR F	36	5
	Sebastian Vidmar	Union	JR F	36	5
	Anthony Rinaldi	Union	SO F	36	5
	Adam Gaudette (VAN)	Northeastern	JR F	37	5
	Easton Brodzinski	St. Cloud State	FR F	37	5
	Nick Hutchison	Canisius	SO F	38	5
	Sheldon Rempal	Clarkson	SO F	38	5
	Josh Wilkins	Providence	SO F	38	5
	Peter Krieger	Minnesota Duluth	JR F	40	5
	Troy Loggins	Northern Michigan	JR F	43	5

Shorthanded Goals

			GP	SHG/G	SHG	
1	Troy Loggins	Northern Michigan	JR F	43	0.12	5
2	Joe Snively	Yale	JR F	31	0.10	3
	Corey Ronan	UConn	SR F	34	0.09	3
	Marc Michaelis	Minnesota State	SO F	35	0.09	3
	Derian Plouffe	Niagara	SR F	35	0.09	3
	Ryan Lohin (TBL)	UMass Lowell	SO F	36	0.08	3
	Andrew Sturtz	Penn State	JR F	36	0.08	3
	Kyle Bauman	Bemidji State	SR F	38	0.08	3
	Robby Jackson	St. Cloud State	JR F	39	0.08	3
10	28 Players Tied With					2

National Team Leaders

TEAM SCORING

SCORING OFFENSE	GP	Goals	G/GM
1 Minnesota State	39	151	3.87
2 Penn State	37	137	3.70
3 Princeton	35	129	3.69
4 St. Cloud State	39	143	3.67
5 Northeastern	37	134	3.62
6 Omaha	36	121	3.36
7 Mercyhurst	37	124	3.35
Michigan	37	124	3.35
9 Denver	39	129	3.31
10 Western Michigan	36	115	3.19
11 Ohio State	38	121	3.18
12 Cornell	32	101	3.16
13 Harvard	33	104	3.15
14 Clarkson	39	122	3.13
15 Wisconsin	37	115	3.11
16 Boston University	38	118	3.11
17 RIT	37	114	3.08
18 Canisius	38	117	3.08
Maine	38	117	3.08
20 Minnesota Duluth	40	123	3.08
21 Michigan Tech	43	131	3.05
22 Providence	38	115	3.03
Union	38	115	3.03
24 Northern Michigan	43	130	3.02
25 Bowling Green	41	122	2.98
26 Notre Dame	36	106	2.94
27 North Dakota	40	117	2.92
28 Boston College	37	108	2.92
29 Robert Morris	41	119	2.90
30 Yale	31	87	2.81
31 UMass Lowell	36	101	2.81
32 Miami	37	103	2.78
33 UConn	36	100	2.78
34 Quinnipiac	38	105	2.76
35 Sacred Heart	39	107	2.74
36 Bemidji State	38	103	2.71
37 Alaska	36	97	2.69
Holy Cross	36	97	2.69
39 Minnesota	38	102	2.68
40 Air Force	41	110	2.68
41 Colorado College	37	99	2.68
42 Massachusetts	39	104	2.67
43 Bentley	37	96	2.59
44 Army West Point	36	93	2.58
Niagara	36	93	2.58
46 Michigan State	36	91	2.53
47 New Hampshire	36	88	2.44
48 Dartmouth	35	83	2.37
49 Ferris State	38	87	2.29
50 Alabama Huntsville	37	84	2.27
51 Arizona State	34	77	2.26
52 American International	39	88	2.26
53 Merrimack	37	83	2.24
54 Colgate	40	87	2.17
55 St. Lawrence	37	80	2.16
56 Brown	31	67	2.16
57 Vermont	37	79	2.14
58 Lake Superior State	36	76	2.11
59 Rensselaer	37	73	1.97
60 Alaska Anchorage	34	65	1.91

TEAM DEFENSE

SCORING DEFENSE	GP	Goals	G/GM
1 Cornell	32	49	1.53
2 Clarkson	39	74	1.90
3 Denver	39	80	2.05
4 Minnesota State	39	81	2.08
5 Ohio State	38	80	2.11
6 Northeastern	37	78	2.11
7 Notre Dame	36	78	2.17
8 Minnesota Duluth	40	87	2.17
9 Providence	38	83	2.18
10 Colgate	40	88	2.20
11 Air Force	41	91	2.22
12 North Dakota	40	95	2.38
13 Bowling Green	41	100	2.44
14 St. Cloud State	39	97	2.49
15 Bemidji State	38	95	2.50
16 Northern Michigan	43	108	2.51
17 Army West Point	36	91	2.53
18 Harvard	33	85	2.58
19 Boston University	38	98	2.58
Union	38	98	2.58
21 Michigan Tech	43	113	2.63
22 Minnesota	38	100	2.63
23 Boston College	37	99	2.68
24 UMass Lowell	36	99	2.75
25 Holy Cross	36	100	2.78
26 Quinnipiac	38	106	2.79
27 UConn	36	102	2.83
28 Merrimack	37	105	2.84
29 Yale	31	88	2.84
30 Canisius	38	108	2.84
31 Robert Morris	41	118	2.88
32 New Hampshire	36	104	2.89
33 American International	39	116	2.97
34 Mercyhurst	37	111	3.00
35 Maine	38	115	3.03
36 Michigan	37	112	3.03
Vermont	37	112	3.03
38 Princeton	35	106	3.03
39 Massachusetts	39	119	3.05
40 Dartmouth	35	107	3.06
41 Bentley	37	114	3.08
42 Penn State	37	115	3.11
43 Ferris State	38	122	3.21
44 Michigan State	36	117	3.25
45 Alabama Huntsville	37	121	3.27
Colorado College	37	121	3.27
47 Alaska	36	118	3.28
48 St. Lawrence	37	122	3.30
49 Wisconsin	37	124	3.35
50 Brown	31	104	3.35
51 Lake Superior State	36	121	3.36
52 Niagara	36	123	3.42
53 RIT	37	127	3.43
54 Miami	37	128	3.46
55 Sacred Heart	39	135	3.46
56 Rensselaer	37	129	3.49
57 Western Michigan	36	129	3.58
58 Arizona State	34	123	3.62
59 Alaska Anchorage	34	124	3.65
60 Omaha	36	134	3.72



National Team Leaders

POWER PLAY

POWER PLAY	Totals	SHA	PP%
1 Princeton	35/123	3	28.5
2 Minnesota State	51/186	3	27.4
3 Northeastern	43/158	1	27.2
4 Clarkson	42/160	2	26.2
5 Omaha	39/157	3	24.8
6 Minnesota Duluth	37/153	2	24.2
7 Ohio State	36/149	2	24.2
8 Mercyhurst	39/166	6	23.5
9 Miami	35/151	5	23.2
10 St. Cloud State	39/171	5	22.8
11 Union	35/154	2	22.7
12 Notre Dame	27/121	2	22.3
13 Denver	37/167	2	22.2
14 Bentley	38/173	4	22.0
15 Penn State	30/137	5	21.9
16 Boston University	33/151	1	21.9
17 Bemidji State	31/143	5	21.7
18 Canisius	34/157	3	21.7
19 North Dakota	37/172	4	21.5
20 Bowling Green	39/183	1	21.3
21 Harvard	27/127	3	21.3
22 Western Michigan	35/168	4	20.8
23 UConn	29/144	3	20.1
24 Northern Michigan	39/194	2	20.1
25 Robert Morris	37/188	3	19.7
26 RIT	28/143	1	19.6
27 Maine	26/133	4	19.5
28 Michigan Tech	39/203	3	19.2
29 Michigan State	25/131	5	19.1
30 Merrimack	27/144	2	18.8
Wisconsin	27/144	4	18.8
32 Army West Point	29/157	4	18.5
33 Boston College	26/143	3	18.2
34 Providence	31/171	2	18.1
35 Vermont	27/149	7	18.1
36 Michigan	26/144	2	18.1
37 Quinnipiac	25/140	1	17.9
38 Lake Superior State	25/141	4	17.7
39 Cornell	22/128	1	17.2
40 New Hampshire	24/140	3	17.1
41 Brown	20/118	3	16.9
42 Colorado College	31/184	4	16.8
43 Niagara	26/155	5	16.8
44 UMass Lowell	26/158	5	16.5
45 Colgate	23/140	0	16.4
46 American International	25/155	5	16.1
47 Ferris State	27/168	4	16.1
48 Holy Cross	22/140	0	15.7
49 St. Lawrence	20/130	2	15.4
50 Alabama Huntsville	27/177	8	15.3
51 Massachusetts	22/145	4	15.2
52 Minnesota	23/153	3	15.0
53 Sacred Heart	23/164	7	14.0
54 Air Force	23/169	6	13.6
55 Arizona State	18/137	1	13.1
56 Alaska	23/177	2	13.0
57 Rensselaer	17/140	4	12.1
58 Alaska Anchorage	16/136	3	11.8
59 Dartmouth	14/124	3	11.3
60 Yale	12/117	3	10.3

PENALTY KILL

PENALTY KILL	Totals	SHF	PK%
1 Ohio State	117/131	2	89.3
2 Notre Dame	101/114	5	88.6
3 Army West Point	148/168	3	88.1
4 New Hampshire	132/151	0	87.4
5 Bemidji State	115/133	3	86.5
6 Minnesota State	146/170	5	85.9
7 Providence	129/151	0	85.4
8 Denver	105/124	3	84.7
9 Colgate	121/143	0	84.6
10 Clarkson	128/152	2	84.2
11 Air Force	137/164	2	83.5
12 Quinnipiac	119/143	1	83.2
13 Minnesota Duluth	143/172	5	83.1
14 Cornell	93/112	0	83.0
15 RIT	146/176	1	83.0
16 Yale	111/134	7	82.8
17 North Dakota	130/157	1	82.8
18 Sacred Heart	154/186	6	82.8
19 UConn	124/150	6	82.7
20 Niagara	136/165	7	82.4
21 Bowling Green	173/210	4	82.4
22 Northeastern	97/118	4	82.2
23 Canisius	147/179	7	82.1
24 Harvard	101/123	3	82.1
25 Minnesota	123/150	3	82.0
26 Penn State	104/127	4	81.9
27 Arizona State	131/160	3	81.9
28 Dartmouth	93/114	2	81.6
29 Northern Michigan	143/176	9	81.2
30 Boston College	129/159	7	81.1
31 St. Cloud State	106/131	7	80.9
32 Alaska	142/176	0	80.7
33 Mercyhurst	125/155	5	80.6
34 UMass Lowell	104/129	6	80.6
Union	104/129	2	80.6
36 Lake Superior State	132/164	2	80.5
37 Vermont	112/140	3	80.0
38 Princeton	91/114	1	79.8
39 Wisconsin	122/153	3	79.7
40 Massachusetts	127/160	3	79.4
41 Robert Morris	141/178	5	79.2
42 Western Michigan	161/204	4	78.9
43 Ferris State	152/193	3	78.8
44 Boston University	118/150	4	78.7
45 Holy Cross	109/139	1	78.4
46 Miami	124/159	3	78.0
47 Bentley	127/163	3	77.9
48 Rensselaer	116/149	3	77.9
49 Omaha	126/162	2	77.8
50 American International	118/152	2	77.6
51 Alabama Huntsville	138/178	5	77.5
52 Colorado College	118/153	2	77.1
53 Maine	128/167	4	76.6
Michigan Tech	128/167	1	76.6
55 Merrimack	110/144	2	76.4
56 Alaska Anchorage	121/159	2	76.1
57 Michigan	110/146	3	75.3
58 Brown	102/137	1	74.5
59 Michigan State	93/125	4	74.4
60 St. Lawrence	121/163	3	74.2



IMPORTANT LINKS

Frozen Four History: <http://collegehockeyinc.com/frozen-four.php>

NCAA Record Book: <http://www.ncaa.org/championships/statistics/2017-18-mens-ice-hockey-records>

Bracket (.pdf): http://hockeyeastonline.com/men/pres1718/201803/mar18nc_brackets.pdf

TV Schedule: <http://collegehockeyinc.com/tv-schedule.php>

Statistical Comparison: <http://collegehockeyinc.com/2018-ncaa-tournament-teams.php>

Sortable National Statistics: <http://collegehockeyinc.com/stats/filters18.php>

Team Rosters, Statistics & Results: <http://collegehockeyinc.com/teams-and-conferences.php>

ACTIVE CAREER LEADERS ENTERING TOURNAMENT**Points:**

Dylan Sikura, Northeastern – 145
Adam Gaudette, Northeastern – 142
Jake Evans, Notre Dame – 132
Dylan Gambrell, Denver – 131
C.J. Suess, Minnesota State – 127
Mason Jobst, Ohio State – 126
Matthew Weis, Ohio State – 122
Nolan Stevens, Northeastern – 117
Jordan Gross, Notre Dame – 116
Brian Pinho, Providence – 114

Goals:

Adam Gaudette, Northeastern – 68
Nolan Stevens, Northeastern – 57
Dylan Sikura, Northeastern – 57
C.J. Suess, Minnesota State – 57
Andrew Sturtz, Penn State – 54
Ryan Kuffner, Princeton – 53

Assists:

Jake Evans, Notre Dame – 93
Dylan Gambrell, Denver – 88
Dylan Sikura, Northeastern – 88
Matthew Weis, Ohio State – 82
Jordan Gross, Notre Dame – 82
Mason Jobst, Ohio State – 76

Game-Winning Goals:

Jarid Lukosevicius, Denver – 13
Nolan Stevens, Northeastern – 12
C.J. Suess, Minnesota State – 12

Power-Play Goals:

Adam Gaudette, Northeastern – 32
Dylan Sikura, Northeastern – 25
Nolan Stevens, Northeastern – 22
C.J. Suess, Minnesota State – 20

Shorthanded Goals:

Andrew Sturtz, Penn State – 9
Robby Jackson, St. Cloud State – 6
Marc Michaelis, Minnesota State – 5
Judd Peterson, St. Cloud State – 5

Games Played:

Karson Kuhlman, Minnesota Duluth – 162
Jared Thomas, Minnesota Duluth – 159
Brad McClure, Minnesota State – 158
C.J. Suess, Minnesota State – 156
Jordan Gross, Notre Dame – 155
Jake Evans, Notre Dame – 154
Brian Pinho, Providence – 154

Most Consecutive Games Played (Active):

Karson Kuhlman, Minnesota Duluth – 162
Jordan Gross, Notre Dame – 155

Overtime Goals:

Bobo Carpenter, Boston University – 2
Jordan Greenway, Boston University – 2
Cam Morrison, Notre Dame – 2
Nick Poehling, St. Cloud State – 2
Ryan Poehling, St. Cloud State – 2
Alex Roos, Michigan – 2
Matthew Weis, Ohio State – 2

Hat Tricks

Tony Calderone, Michigan – 2
Bobo Carpenter, Boston University – 2
Adam Gaudette, Northeastern – 2
Ryan Kuffner, Princeton – 2
Cooper Marody, Michigan – 2
Marc Michaelis, Minnesota State – 2
Dylan Sikura, Northeastern – 2
Nolan Stevens, Northeastern – 2

**ACTIVE CAREER LEADERS ENTERING TOURNAMENT****Saves:**

Tanner Jaillet, Denver – 3,108
 Jake Oettinger, Boston University – 1,932
 Ryan Ruck, Northeastern – 1,928
 Hayden Hawkey, Providence – 1,832
 Peyton Jones, Penn State – 1,830
 Jake Kielly, Clarkson – 1,825

Wins:

Tanner Jaillet, Denver – 81
 Hayden Hawkey, Providence – 47
 Ryan Ruck, Northeastern – 42
 Jake Oettinger, Boston University – 41
 Peyton Jones, Penn State – 40

Save Percentage:

Cale Morris, Notre Dame – .946
 Matthew Galajda, Cornell – .940
 Cayden Primeau, Northeastern – .932
 Hayden Stewart, Cornell – .925
 Tanner Jaillet, Denver – .925
 Hunter Shepard, Minnesota Duluth – .924

Goals-Against Average:

Matthew Galajda, Cornell – 1.49
 Cayden Primeau, Northeastern – 1.88
 Cale Morris, Notre Dame – 1.93
 Hunter Shepard, Minnesota Duluth – 2.01
 Hayden Stewart, Cornell – 2.01
 Tanner Jaillet, Denver – 2.03

Shutouts:

Jake Kielly, Clarkson – 11
 Matthew Galajda, Cornell – 9
 Jake Oettinger, Boston University – 9
 Tanner Jaillet, Denver – 9
 Hunter Shepard, Minnesota Duluth – 8
 Hayden Hawkey, Providence – 7

ACTIVE CAREER LEADERS IN NCAA TOURNAMENT GAMES**Scoring:**

Troy Terry, Denver	7 GP	3-11—14
Dylan Gambrell, Denver	7 GP	4-5—9
Joey Anderson, UMD	4 GP	2-5—7
Jarid Lukosevicius, Denver	7 GP	5-1—6
Blake Hillman, Denver	7 GP	2-4—6
Henrik Borgstrom, Denver	4 GP	1-4—5
Michael Davies, Denver	4 GP	0-5—5
Cam Morrison, N. Dame	4 GP	3-1—4
Colin Staub, Denver	4 GP	2-2—4
Chase Berger, Penn State	2 GP	2-2—4
Jordan Himley, Air Force	2 GP	2-2—4
Nate Sucece, Penn State	2 GP	2-2—4
Jake Evans, N. Dame	4 GP	0-4—4

Goaltending:

Tanner Jaillet, Denver	9 GP	7-2	538:00	192 svs.	20 GA	2.23	.906
Peyton Jones, Penn State	2 GP	1-1	118:40	44 svs.	8 GA	4.04	.846
Jake Oettinger, Boston Univ.	2 GP	1-1	153:45	76 svs.	6 GA	2.34	.927
Hayden Hawkey, Providence	1 GP	0-1	58:13	26 svs.	2 GA	2.06	.929
Ryan Ruck, Northeastern	1 GP	0-1	60:00	30 svs.	6 GA	6.00	.833
Connor LaCouvee, Minn. St.	1 GP	0-0	37:02	9 svs.	3 GA	4.86	.750



NCAA TOURNAMENT

Most Appearances:

Michigan, Minnesota – 37
Boston University – 36
Boston College – 35
North Dakota – 32
Denver – 28
Michigan State – 27
Wisconsin – 25
Harvard – 24

Other 2018 Tournament Teams:

Clarkson, Cornell – 21
Providence – 14
Michigan Tech, St. Cloud State – 13
Minnesota Duluth – 12
Notre Dame – 10
Ohio State – 8
Air Force – 7
Northeastern – 6
Minnesota State – 5
Princeton – 4
Penn State – 2

Most Frozen Fours:

Boston College – 25
Michigan – 24
Boston University, North Dakota – 22
Minnesota – 21
Denver – 15

Other 2018 Tournament Teams:

Michigan Tech – 10
Cornell – 8
Clarkson – 7
Minnesota Duluth – 5
Providence – 4
Notre Dame – 3
Northeastern, Ohio State, St. Cloud State – 1

Most Championships:

Michigan – 9
North Dakota – 8
Denver – 7
Wisconsin – 6
Boston College, Boston University, Minnesota – 5
Lake Superior State, Michigan State, Michigan Tech – 3
Colorado College, Cornell, Maine, Rensselaer – 2
Bowling Green, Harvard, Minnesota Duluth, Northern Michigan, Providence, Union, Yale – 1



Longest Active Appearance Streaks:

Denver – 11
Providence – 5
Boston University, Minnesota Duluth – 4
Notre Dame – 3

Longest Stretch Since Last Appearance:

Clarkson – 2008
Princeton – 2009
Minnesota State – 2015
Six teams in the field – those three, St. Cloud State, Michigan and Northeastern – were not in the tournament last year

NCAA Appearances by 2018 Tournament Coaches

Appearances with current school unless noted

15 – Jeff Jackson, Notre Dame (6, including 2 titles, with Lake Superior State)
11 – Mike Schafer, Cornell
8 – Bob Motzko, St. Cloud State
8 – Scott Sandelin, Minnesota Duluth (1 title)
7 – Frank Serratore, Air Force
6 – Nate Leaman, Providence (1 title)
5 – Jim Montgomery, Denver (1 title)
4 – David Quinn, Boston University
4 – Guy Gadowsky, Penn State (2 with Princeton)
4 – Mike Hastings, Minnesota State
3 – Mel Pearson, Michigan (2 with Michigan Tech)
2 – Jim Madigan, Northeastern
2 – Steve Rohlik, Ohio State
1 – Ron Fogarty, Princeton
1 – Casey Jones, Clarkson
1 – Joe Shawhan, Michigan Tech

Coaches Who Won NCAA Titles as Players

Steve Rohlik, Ohio State (1990, Wisconsin)
Jim Montgomery, Denver (1993, Maine; tournament Most Outstanding Player)

Coaches Coaching their Alma Mater:

Jim Madigan, Northeastern
Bob Motzko, St. Cloud State
David Quinn, Boston University
Mike Schafer, Cornell

Tournament Most Outstanding Players

36 former winners have gone on to play in the NHL, including 2017-18 NHLers Thomas Vanek (Minnesota, 2003), Justin Abdelkader (Michigan State, 2007), Nathan Gerbe (Boston College, 2008); Ben Smith (Boston College, 2010), J.T. Brown (Minnesota Duluth, 2011), Shayne Gostisbehere (Union, 2014); Jon Gillies (Providence, 2015); and Drake Caggiula (North Dakota, 2016).

First-Round Regular-Season Rematches

Clarkson vs. Providence

Oct. 21 at Clk. [Clarkson won, 4-0](#). Kielly 26 saves, Brosseau 2 goals.

Nov. 25 in Belfast, Northern Ireland. [Clarkson won, 4-2](#). Friendship Four championship game.

Cornell vs. Boston University

Nov. 25 at Madison Square Garden. [Cornell won, 4-3](#).

Minnesota State vs. Minnesota Duluth

Nov. 25 at UMD. [UMD won, 3-1](#).

Jan. 23 at MSUM. [MSUM won, 1-0](#). LaCouvee 15 saves.

TEAMS BY THE NUMBERS

2017-18 Records vs. Other NCAA Tournament Teams

11-1-2 – Denver
10-4-2 – Notre Dame
5-2-2 – Clarkson
7-4-0 – Minnesota State
3-2-1 – Cornell
3-2-1 – Northeastern
3-2-3 – Princeton
7-6-1 – Ohio State
5-5-3 – St. Cloud State
3-3-0 – Michigan Tech
3-4-2 – Providence
5-9-0 – Michigan
3-9-2 – Penn State
2-8-0 – Boston University
2-10-0 – Minnesota Duluth
0-1-0 – Air Force

Last 10 Games

8-1-1 – Princeton
8-2-0 – Northeastern
7-2-1 – Air Force
7-2-1 – Michigan
7-2-1 – Minnesota State
7-3-0 – Michigan Tech
7-3-0 – Minnesota Duluth
6-2-2 – Boston University
6-2-2 – St. Cloud State
6-3-1 – Cornell
6-3-1 – Ohio State
6-3-1 – Providence
5-3-2 – Denver
5-3-2 – Penn State
5-4-1 – Notre Dame
4-4-2 – Clarkson

Since Christmas

15-3-2 – Cornell
16-4-1 – Minnesota State
13-3-3 – Boston University
14-5-1 – Ohio State
13-4-3 – Northeastern
13-4-3 – Providence
15-6-2 – Air Force
13-5-3 – Princeton
12-5-4 – Denver
13-6-5 – St. Cloud State
13-7-1 – Michigan
13-7-1 – Minnesota Duluth
9-6-1 – Notre Dame
13-9-0 – Michigan Tech
8-7-5 – Clarkson
7-7-3 – Penn State

Active Unbeaten Streaks

- 8 – Princeton (7-0-1)
- 7 – Boston University (6-0-1)
- 4 – Denver (4-0-0)
- 3 – Air Force (3-0-0)
- 3 – Michigan Tech (3-0-0)

Highest scoring pairs of teammates

- 113 points – Adam Gaudette/Dylan Sikura, Northeastern
- 107 – Max Veronneau/Ryan Kuffner, Princeton
- 94 – Henrik Borgstrom/Troy Terry, Denver
- 86 – Tony Calderone/Cooper Marody, Michigan
- 85 – C.J. Suess/Zeb Knutson, Minnesota State

- 54 goals – Adam Gaudette/Nolan Stevens, Northeastern
- 46 – Ryan Kuffner/Max Veronneau or David Hallisey or Eric Robinson, Princeton
- 41 – Henrik Borgstrom/Jarid Lukosevicius, Denver
- 40 – C.J. Suess/Marc Michaelis, Minnesota State
- 38 – Sheldon Rempal/Josh Dickinson, Clarkson

Highest scoring trios of teammates

- 154 points – Adam Gaudette/Dylan Sikura/Nolan Stevens, Northeastern
- 145 – Max Veronneau/Ryan Kuffner/Jackson Cressey, Princeton
- 136 – Henrik Borgstrom/Troy Terry/Dylan Gambrell, Denver
- 121 – Tanner Laczynski/Mason Jobst/Matthew Weis, Ohio State
- 119 – Robby Jackson/Mikey Eyssimont/Jimmy Schuldt, St. Cloud State

- 75 goals – Adam Gaudette/Nolan Stevens/Dylan Sikura, Northeastern
- 63 – Ryan Kuffner/Max Veronneau, David Hallisey or Eric Robinson, Princeton
- 54 – Henrik Borgstrom/Jarid Lukosevicius/Dylan Gambrell or Troy Terry, Denver
- 52 – Sheldon Rempal/Josh Dickinson/Nico Sturm, Clarkson
- 51 – Tony Calderone/Cooper Marody/Jake Slaker, Michigan

Teams with the most:

- 10+ Goal Scorers: 6 – Minnesota State, Ohio State, Penn State, Providence
- 20+ Goal Scorers: 3 – Northeastern
- 20+ Point Players: 9 – Minnesota State, Penn State
- 30+ Point Players: 6 – Minnesota State, Princeton
- 40+ Point Players: 3 – Denver, Northeastern
- 50+ Point Players: 2 – Northeastern, Princeton



Most seniors:

8 – Air Force, Princeton
7 – Clarkson, Notre Dame

Fewest seniors:

3 – St. Cloud State
4 – Denver, Michigan Tech, Penn State

Most juniors and seniors:

15 – Air Force, Michigan Tech, Ohio State

Top-scoring senior classes:

125 points – Michigan Tech (48g-77a)
124 – Northeastern (48g-76a)
118 – Air Force (42g-76a)
114 – Minnesota State (47g-67a)
94 – Clarkson (26g-68a)

Top-scoring freshman classes:

126 points – Minnesota State (41g-85a)
123 – Boston University (44g-79a)
120 – Minnesota Duluth (29g-91a)
81 – Clarkson (36g-45a)
78 – Cornell (24g-54a)

Top-scoring defense corps:

107 points – Michigan Tech (24g-83a)
103 – St. Cloud State (24g-79a)
100 – Minnesota State (26g-74a)
100 – Penn State (19g-81a)
99 – Minnesota Duluth (27g-72a)

Biggest Win Improvement Since Last Season

+9 – St. Cloud State
+7 – Michigan, Minnesota State
+5 – Clarkson, Northeastern

Most Consecutive 20-Win Seasons

17 – Denver
6 – Minnesota State
5 – Providence
4 – Boston University, Michigan Tech

Brothers in the NCAA Tournament:

Joey and Mikey Anderson (Minnesota Duluth)
Charlie (Minnesota State) and Freddy (Ohio State) Gerard
Ben (Providence) and Zack (Air Force) Mirageas
Michael and Nick Pastujov (Michigan)
Jack, Nick and Ryan Poehling (St. Cloud State)
Colin (Notre Dame) and Isaac (Air Force) Theisen

Most freshmen:

12 – Air Force
11 – Denver

Fewest freshmen

5 – Michigan

Most freshmen and sophomores:

18 – Air Force
17 – Clarkson, Minnesota Duluth

GEOGRAPHIC BREAKDOWN

10 countries, including 31 states and 8 Canadian provinces, are represented on NCAA Tournament rosters.

By State

73 players – Minnesota
37 – Michigan
26 – Massachusetts
24 – Illinois
18 – California
17 – New York
16 – Colorado
14 – New Jersey
12 – Wisconsin
9 – Ohio, Pennsylvania
7 – Florida
6 – Missouri, North Dakota
5 – Connecticut, North Carolina
3 – Virginia, Texas
2 – Alaska, Idaho, New Hampshire, Rhode Island, South Dakota, Utah
1 – Delaware, Indiana, Iowa, Kansas, Maryland, Nebraska, Washington

By Province

46 – Ontario
21 – British Columbia
19 – Alberta
9 – Quebec
4 – Nova Scotia
3 – Saskatchewan
2 – Manitoba
1 – New Brunswick

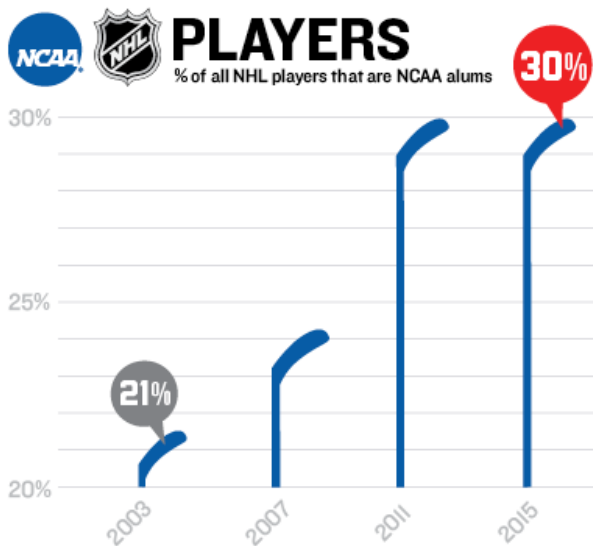
By Country

309 – United States (71%)
105 – Canada (24%)
9 – Finland
5 – Germany
2 – Russia, Sweden
1 – England, Latvia, Slovakia, Ukraine

Teams with the most:

Americans: 33 – Air Force
Canadians: 17 – Clarkson
Europeans: 5 – Clarkson
States represented: 15 – Providence
Provinces represented: 6 – Cornell

IN THE NHL



283 former NCAA players have appeared in an NHL game this season (30% of NHL; as of March 19)

Full list: <http://collegehockeyinc.com/2017-18-alums-nhl.php>

47 schools have had an alum in the NHL this season

Colleges producing the most NHLers, 2017-18:

- Minnesota – 24
- Boston College, Michigan – 21
- North Dakota – 20
- Boston University – 17
- Wisconsin – 13

14 of the 16 schools in the tournament have had an alum in the NHL this season (Air Force and Penn State are the exceptions). Those not listed above:

- Denver, Minnesota Duluth – 9
- St. Cloud State, Notre Dame – 8
- Providence – 7
- Ohio State, Northeastern – 6
- Minnesota State, Michigan Tech, Cornell – 3
- Princeton – 2
- Clarkson – 1

NHL Teammates Whose Alma Maters Meet in the First Round:

- Anaheim: Josh Manson/Kevin Roy (Northeastern) and Andrew Cogliano (Michigan)
- Boston: Riley Nash (Cornell) and Matt Grzelcyk/Charlie McAvoy (Boston University)
- Chicago: Tanner Kero (Michigan Tech) and Vinnie Hinostroza (Notre Dame)
- Edmonton: Matt Benning (Northeastern) and Michael Cammalleri/Al Montoya (Michigan)
- Ottawa: Mike Condon (Princeton) and Ryan Dzingel/Max McCormick (Ohio State)
- New Jersey: Blake Pietila (Michigan Tech) and Kyle Palmieri (Notre Dame)
- Pittsburgh: Zach Aston-Reese/Jamie Oleksiak (Northeastern) and Carl Hagelin/Matt Hunwick (Michigan)

FORMER NCAA PLAYERS IN THE NHL THIS YEAR**By years in school (71% played at least three years)**

Four years – 93

Three years – 107

Two years – 55

One year – 28

By position:

158 forwards

103 defensemen

22 goaltenders

By NHL Draft status:

108 were first- or second-round picks

109 were third- through ninth-round picks

66 were undrafted free agents

By nationality:

200 Americans

75 Canadians

8 Europeans

FUTURE NHLers**Nearly 200 NHL Draft played college hockey this season. 78 are in the NCAA Tournament, including seven of the 10 first-round picks in college this year:**

Dante Fabbro, Boston University (17th, Nashville)

Josh Norris, Michigan (19th, San Jose)

Henrik Borgstrom, Denver (23rd, Florida)

Ryan Poehling, St. Cloud State (25th, Montreal)

Riley Tufte, Minnesota Duluth (25th, Dallas)

Jake Oettinger, Boston University (26th, Dallas)

Shane Bowers, Boston University (28th, Ottawa)

35 draft-eligible players are in the NCAA Tournament, including first-round prospects Quinn Hughes (Michigan) and Brady Tkachuk (Boston University)

14 of 16 NCAA Tournament teams have at least one NHL Draft pick on their roster (exceptions: Air Force and Princeton). Draft picks per team:

Boston University – 12

Michigan – 10

Providence – 9

Northeastern – 7

Cornell, Minnesota Duluth, Notre Dame – 6

Denver, Penn State – 5

St. Cloud State – 4

Ohio State – 3

Clarkson, Michigan Tech – 2

Minnesota State – 1



29 NHL teams have prospects in the NCAA Tournament (Exceptions: Calgary and Vegas). By team:

Chicago – 9

Minnesota – 5

Buffalo, Montreal, Philadelphia, Pittsburgh – 4

Arizona, Carolina, Dallas, Florida, Los Angeles, Nashville, New Jersey, NY Islanders, San Jose, Winnipeg – 3

Colorado, Edmonton, Ottawa, St. Louis, Vancouver – 2

Anaheim, Boston, Columbus, Detroit, NY Rangers, Tampa Bay, Toronto, Washington – 1

Sons of NHLers in the NCAA Tournament:

Ty Amonte, Boston University (son of Tony)

Bobo Carpenter, Boston University (son of Bobby)

Miguel Fidler, Ohio State (son of Mike)

John Carter MacLean, Clarkson (son of John)

Connor Mackey, Minnesota State (son of Dave)

Tyson McLellan, Denver (son of Todd)

Josh Norris, Michigan (son of Dwayne)

Cayden Primeau, Northeastern (son of Keith)

Justin Richards, Minnesota Duluth (son of Todd)

Eetu Selanne, Northeastern (son of Teemu)

Nolan Stevens, Northeastern (son of John)

Brady Tkachuk, Boston University (son of Keith)

Brady Tomlak, Air Force (son of Mike)

Trevor Yates, Cornell (son of Ross)

Riese Zmolek, Minnesota State (son of Doug)

Players in the NCAA Tournament with brothers who have played in the NHL:

Easton Brodzinski, St. Cloud State (Jonny)

Ben Dalpe, Clarkson (Zac)

Colton Kerfoot, Harvard (Alexander)

Sam McCormick, Ohio State (Max)

Matt Miller, Ohio State (J.T.)

Eric Robinson, Princeton (Buddy)

OTHER RESOURCES

Differences between NHL and NCAA rules: <http://collegehockeyinc.com/key-differences-ncaa-and-nhl-rules.php>

College Hockey, Inc. Media Center: <http://collegehockeyinc.com/media-center.php>

For additional information:

Nate Ewell

College Hockey, Inc.

newell@collegehockeyinc.com

Cell: 617-780-0295

Office: 617-340-6572