



MEN'S WEEKLY

contact: Brian Smith | bsmith@hockeyeastonline.com | 339.227.2988 | @BriSmi22

591 North Avenue #2 | Wakefield, MA | 01880 | 781.245.2122

FOR IMMEDIATE RELEASE: JANUARY 29, 2018

UConn, Maine, Vermont Earn Sweeps In League Play Standings Tighten Up With Four Weekends Left In Regular Season



RECENT RESULTS

Tuesday 1/23

at #16 BC 2, UMass 1 *

* Hockey East Game

Friday 1/26

UVM 2 at MC 1 *
#10 PC 4 at #8 NU 4 (OT) *
Maine 3 at UMass 2 *
UConn 4 at UNH 2 *
at UML 3, #16 BC 2 *
BU 8 at ASU 0

* Hockey East Game

Saturday 1/27

at UConn 3, UNH 2
at #16 BC 5, UML 2
UVM 2 at MC 1 (OT) *
at PC 2, NU 1 (OT) *
Maine 3 at UMass 2 *
BU 4 at ASU 3
* Hockey East Game

AROUND HOCKEY EAST: Entering February and the final month of regular season play, the Army ROTC Hockey East Standings have tightened, with the top five teams separated by just six points and the bottom four teams separated by just one. The top five teams in this year's final standings will receive a bye into the Hockey East Quarterfinal round ... UConn, Maine, and Vermont all enjoyed sweeps in league play last weekend. UConn earned two wins over New Hampshire thanks to the play of senior goaltender **Tanner Creel** (Arlington Heights, Ill.). Creel allowed just two goals in each game of a weekend sweep of New Hampshire, making 55 stops across the two wins. Creel is 3-1-0 in four games since being thrust into the starting role after an injury to Adam Huska. He's posted a 2.01 goals against average and .931 save percentage over that span ... Maine extended its unbeaten streak to five games (3-0-2) with a sweep at UMass. **Chase Pearson** (Alpharetta, Ga.) had three points (2g, 1a) in the series with the Minutemen, including one game-winner. **Jeremy Swayman** (Anchorage, Alaska.) went 2-0-0, and is 3-0-2 in his last five, after picking up a pair of 28-save wins ... Vermont earned two wins at Merrimack off the stick of **Ross Colton** (Robbinsville, N.J.). Colton scored each game-winning goal for the Catamounts in the series victory and dished out helpers on two other strikes to earn Hockey East Player of the Week honors ... Boston College took a 2-1-0 mark in league play last week, topping UMass, 2-1, on Tuesday before splitting a home-and-home weekend set with UMass Lowell. Eagles sophomore **Graham McPhee** (Bethesda, Md.) scored three times in the two tilts with the River Hawks. He potted both of the Eagles' goals in a 3-2 setback at UML on Friday before again finding the back of the net with the eventual game-winning strike in a 5-2 victory at home ... Providence took a 1-0-1 mark over Northeastern last weekend in a battle of then-top-10 teams. Friars rookie **Greg Printz** (Fairfax, Va.) scored in overtime to lift his team to victory on Saturday, one day after Northeastern's **Adam Gaudette** (Braintree, Mass.) scored three points (2g, 1a) in Friday's 4-4 tie, including the game-tying goal with 40 seconds left in regulation ... Boston University traveled west for a pair of games at Arizona State. **Dante Fabbro** (New Westminster, B.C.) posted five points (1g, 4a) and a plus-5 rating in the sweep while **Jake Oettinger**, (Lakeville, Minn.) recorded a 23-save shutout Friday night. #

2017-18 ARMY ROTC HEA STANDINGS

Rk.	Team	GP	W	L	T	Pts	Overall	Conf. Off.	Conf. Def.
1.	Boston College	18	13	5	0	26	13-10-3	3.06 (4)	2.22 (T2)
2.	Northeastern	18	11	5	2	24	15-7-4	3.11 (T2)	2.22 (T2)
3.	Providence	18	10	5	3	23	17-8-3	3.00 (5)	2.11 (1)
4.	Boston University	18	9	7	2	20	13-11-2	3.11 (T2)	2.67 (5)
	UMass Lowell	18	10	8	0	20	15-12-0	3.17 (1)	3.17 (9)
6.	Maine	17	8	6	3	19	14-9-4	2.88 (6)	2.88 (8)
7.	UConn	20	8	11	1	17	11-16-2	2.70 (7)	2.56 (4)
8.	New Hampshire	16	6	4	3	11	9-13-4	2.25(T9)	2.88 (7)
	Massachusetts	16	5	10	1	11	11-14-1	2.50 (8)	3.50 (T10)
	Vermont	16	4	9	3	11	7-15-4	2.25 (T9)	3.50 (T10)
11.	Merrimack	17	4	11	2	10	7-15-4	2.06 (11)	2.82 (6)

IN THE POLLS

USA Today/USA Hockey Magazine Men's College Hockey Poll - 1/22

Rk.	School	Pts. (FPV)	Record	LW
9.	Northeastern	213	15-6-3	9
10.	Providence	199	16-8-2	10

Others with votes: Boston College 28, UMass Lowell 13.

USCHO.com

Div. I Men's College Hockey Poll - 1/29

Rk.	School	Pts. (FPV)	Record	LW
8.	Providence	610	17-8-3	10
11.	Northeastern	529	15-7-4	8
16.	Boston College	219	13-10-3	16

Others receiving votes: Maine 44, Boston University 20, UMass Lowell 19.






HOCKEY EAST PLAYER OF THE WEEK

ROSS COLTON VERMONT

Ross Colton (Robbinsville, N.J.) netted the game-winning goal in each game of a two-game sweep of Merrimack and chipped in two assists for a four-point weekend. He finished the weekend with a plus-four rating in the road series.





Ross Colton

2 goals	4 points	2 gwg
---------	----------	-------

Position: Forward
Hometown: Robbinsville, New Jersey

Class: Sophomore
2017-18 Stats: 25GP, 14g | 4a | 18p

Hockey East Player of the Week


PRO AMBITIONS ROOKIE OF THE WEEK

ADAM KARASHIK UCONN

Adam Karashik (Ridgefield, Conn.) enjoyed a three-point (2g, 1a) weekend to help UConn to a weekend sweep of New Hampshire. He set up the game-tying goal in Friday's 4-2 win as part of a third-period come back and netted the game-winner in Saturday's 3-2 victory.



Adam Karashik

2 goals	3 points	1 gwg
---------	----------	-------

Position: Defense
Hometown: Ridgefield, Connecticut

Class: Freshman
2017-18 Stats: 22GP, 4g | 3a | 7p

Pro Ambitions Rookie of the Week





HOCKEY EAST DEFENSIVE PLAYER OF THE WEEK

JEREMY SWAYMAN MAINE

Jeremy Swayman (Anchorage, Alaska.) went 2-0-0, and is 3-0-2 in his last five, after picking up a pair of 28-save wins over UMass. Swayman has now collected five weekly honors from the league for his performance this season, helping to lead the Black Bears to resurgent second half.



Jeremy Swayman

56 saves	4 ga	2 gwg
----------	------	-------

Position: Goaltender
Hometown: Anchorage, Alaska

Class: Freshman
2017-18 Stats: 20GP | 11-5-3, 2.48 | .927

Hockey East Defensive Player of the Week







HOCKEY EAST WEEKLY TOP PERFORMERS

Graham McPhee, BC (So., F; Bethesda, Md.) Scored three times in a weekend split with UMass Lowell. He potted both of the Eagles' goals in a 3-2 setback at UML on Friday before again finding the back of the net with the eventual game-winning strike in a 5-2 victory at home.

Dante Fabbro, BU (So., D, New Westminster, B.C.) Posted five points (1g, 4a) and a plus-5 rating in the Terriers' weekend sweep at Arizona State.

Jake Oettinger, BU (So., G, Lakeville, Minn.) Recorded a 23-save shutout against Arizona State on Friday and posted a 1.50 goals-against average and a .932 save percentage in the weekend sweep of the Sun Devils.

Brady Tkachuk, BU (Fr., F, St. Louis, Mo.) Scored two goals and an assist in the Terriers' weekend sweep at Arizona State and had a plus-four rating for the series.

Tanner Creel, UConn (Sr., G; Arlington Heights, Ill.) Allowed just two goals in each game of a weekend sweep of New Hampshire, making 55 stops across the two wins. Creel is 3-1-0 in four games since being thrust into the starting role after an injury to Adam Huska. He's posted a 2.01 goals against average and .931 save percentage over that span.

Chase Pearson, ME (So., F; Alpharetta, Ga.) Had three points (2g, 1a) in a sweep of UMass. In Saturday's victory, he scored 16 seconds into the game and then scored the eventual game-winner in the second period. He won 23 faceoffs and blocked three shots.

Rob Michel, ME (Jr., D; Camillus, N.Y.) Helped Maine to a win Friday with a goal and an assist. He fired three shots on goal and blocked two shots while finishing a plus-two.

Adam Gaudette, NU (Jr., F; Braintree, Mass.) Scored three points (2g, 1a) in Friday's 4-4 tie with Providence, including the game-tying goal with 40 seconds left in regulation.

Cayden Primeau, NU (Fr., G; Voorhees, N.J.) Stopped 56 shots in a two-game series with Providence, going 0-1-1 on the weekend.

Eric Williams, NU (Jr., Newcastle, Ont.) In two games with #10 Providence, Williams had one goal, one assist, and 11 blocked shots.

Alex Esposito, UVM (Fr., F; West Haven, Conn.) Had a goal and three assists to go along with a plus-four rating in the weekend sweep of Merrimack, including the game-winning goal in overtime on Saturday.

Stefanos Lekkas, UVM (So., G; Elburn, Ill.) Stopped 50 of 52 shots he saw in a two-game sweep at Merrimack and picked up his 25th career win over the weekend.



UPCOMING SCHEDULE

Friday 2/2

UNH at #11 NU - 7pm*^
BU at UMass - 7pm*!
#16 BC at UConn - 7:05pm*^
#8 PC at UVM - 7:05pm*
MC at Maine - 7:30pm*@

*Hockey East Game
^ ESPN3
! ElevenSports/NESN
@ WVII/WFVX/WPME/Fox College Sports

Saturday 2/3

MC at Maine - 7pm*
UMass at UNH - 7pm*^
#8 PC at UVM - 7:05pm*
UConn at Brown - 7pm

* Hockey East Game
^ ESPN3

Monday 2/5

#16 BC vs. #11 NU - 5pm &%
BU vs. Harvard - 8pm &%

& Beanpot at TD Garden
% NESN



HOCKEY EAST WEEKLY AWARDS

HOCKEY EAST PLAYER OF THE WEEK

Week	Player
Oct. 9	Patrick Harper, BU
Oct. 16	Michael McNicholas, UNH
Oct. 23	Bobo Carpenter, BU
Oct. 30	Adam Gaudette, NU
Nov. 6	Nolan Stevens, NU
Nov. 13	Christopher Grando, BC
Nov. 20	Christoffer Hernberg, UML
Nov. 27	Ryan Wischow, UMass
Dec. 4	Patrick Harper, BU
Dec. 11	Jeremy Swayman, ME
Jan. 2	Brett Seney, MC
Jan. 8	Brian Pinho, PC
Jan. 15	Adam Gaudette, NU
Jan. 22	Liam Coughlin, UVM
Jan. 29	Ross Colton, UVM

PRO AMBITIONS ROOKIE OF THE WEEK

Week	Player
Oct. 9	Zach Solow, NU
Oct. 16	John Leonard, UMass
Oct. 23	Max Gildon, UNH
Oct. 30	Oliver Chau, UMass
Nov. 6	Eduards Tralmaks, ME
Nov. 13	Ben Mirageas, PC
Nov. 20	Jeremy Swayman, ME
Nov. 27	Max Kaufman, UVM
Dec. 4	Cayden Primeau, NU
Dec. 11	Evan Bell, MC
Jan. 2	Brady Keeper, ME
Jan. 8	Jeremy Swayman, ME
Jan. 15	Cale Makar, UMass
Jan. 22	Matt Murray, UMass
Jan. 29	Adam Karashik, UConn

HOCKEY EAST DEFENSIVE PLAYER OF THE WEEK

Week	Player
Oct. 9	Danny Tirone, UNH
Oct. 16	Casey Fitzgerald, BC
Oct. 23	Christoffer Hernberg, UML
Oct. 30	Hayden Hawkey, PC
Nov. 6	Chad Krysz, BU
Nov. 13	Max Prawdzik, BU
Nov. 20	Joseph Woll, BC
Nov. 27	Danny Tirone, UNH
Dec. 4	Danny Tirone, UNH
Dec. 11	Adam Huska, UConn
Jan. 2	Hayden Hawkey, PC
Jan. 8	Christoffer Hernberg, UML
Jan. 15	Hayden Hawkey, PC
Jan. 22	Jeremy Swayman, ME
Jan. 29	Danny Tirone, UNH
Jan. 29	Jeremy Swayman, ME





HOCKEY EAST SCORING LEADERS

Rk.	Name	School	GP	PPG	G	A	P
1.	Adam Gaudette	NU	18	1.33	14	10	24
2.	Dylan Sikura	NU	16	1.19	6	13	19
	Erik Foley	PC	17	1.12	10	9	19
	Nolan Stevens	NU	18	1.06	12	7	19
5.	Bobo Carpenter	BU	18	1.00	12	6	18
	Jordan Greenway	BU	18	1.00	7	11	18
7.	Tommy Panico	UML	16	1.00	4	12	16
	Chase Pearson	ME	17	0.94	3	13	16
	Ryan Lohin	UML	16	0.94	8	8	16
10.	Maxim Letunov	UConn	20	0.75	6	9	15
11.	8 Tied						



STOP IT GOALTENDING LEADERS

Conference Goals Against Average

Rk.	Name	School	MIN	GA	GAA
1.	Cayden Primeau	NU	918:04	30	1.96
2.	Hayden Hawkey	PC	1044:57	35	2.01
3.	Christoffer Hernberg	UML	682:01	26	2.29
4.	Jeremy Swayman	ME	846:27	33	2.34
5.	Joseph Woll	BC	858:37	34	2.38

Conference Save Percentage

Rk.	Name	School	SVS	GA	SV%
1.	Cayden Primeau	NU	395	30	.929
2.	Jeremy Swayman	ME	433	33	.929
3.	Hayden Hawkey	PC	415	35	.922
4.	Adam Huska	UConn	439	40	.916
5.	Joseph Woll	BC	369	34	.916



HOCKEY EAST THREE STARS AWARD

At the conclusion of every Hockey East game, the "Three Stars of The Game" are selected by the members of the media. Season leaders in 2017-18 include:

Player	School	Cl.	Pos.
Bobo Carpenter	BU	Jr.	F
Erik Foley	PC	Jr.	F
Adam Gaudette	NU	Jr.	F
Jordan Greenway	BU	Jr.	F
Cayden Primeau	NU	Fr.	G
Nolan Stevens	NU	Sr.	F



HOCKEY EAST MONTHLY AWARDS

WARRIOR HOCKEY PLAYER OF THE MONTH

Month	Player
October	Dylan Sikura, NU
November	Erik Foley, PC
December	Patrick Holway, Maine

PRO AMBITIONS ROOKIE OF THE MONTH

Month	Player
October	Max Gildon, UNH
November	Chris Grando, BC
December	Tim Doherty, Maine

STOP IT GOALTENDING GOALTENDER OF THE MONTH

Month	Player
October	Danny Tirone, UNH
November	Christoffer Hernberg, UML
December	Cayden Primeau, NU





Boston College
13-10-3
(13-5-0 HEA)

SEPTEMBER		
30	NEW BRUNSWICK (ex)	W, 4-2
OCTOBER		
6	QUINNIPIAC	T, 1-1 OT
13	WISCONSIN	L, 2-5
15	at Providence*	W, 4-3 (OT)
20	at St. Cloud State	L, 5-2
21	at St. Cloud State	L, 3-1
27	at Providence*	L, 1-2
28	DENVER	L, 1-6
NOVEMBER		
3	MERRIMACK*	W, 3-1
4	at Merrimack*	W, 2-1
7	CONNECTICUT*	W, 2-1
10	at Vermont*	W, 4-3
11	at Vermont*	W, 5-1
17	at New Hampshire*	W, 3-2
18	at Northeastern*	W, 4-1
24	HARVARD	T, 4-4 (OT)
DECEMBER		
1	BOSTON UNIVERSITY*	L, 4-7
2	at Boston University*	W, 4-1
9	NORTHEASTERN*	L, 2-5
30	CONNECTICUT*	W, 2-0
JANUARY		
5	vs. Michigan Tech ^	L, 3-4
6	vs. NMU	T, 3-3
12	PROVIDENCE*	L, 1-4
15	NEW HAMPSHIRE*	W, 5-2
23	MASSACHUSETTS*	W, 2-1
26	at UMass Lowell*	L, 2-3
27	UMASS LOWELL*	W, 5-2
FEBRUARY		
2	at Connecticut*	7:05pm
5	vs. Northeastern* #	5pm
9	vs. UMass Lowell*	7pm
12	vs. BU/Harvard #	4:30/7:30pm
15	at Massachusetts*	7pm
17	at Maine*	7pm
23	MAINE*	7pm
24	MAINE*	7pm

* Hockey East
^ Las Vegas, Nevada
Beanpot at TD Garden



Boston University
13-11-2
(9-7-2 HEA)

SEPTEMBER		
30	UNION	W, 4-1
OCTOBER		
1	PEI (ex)	T, 5-5 OT
13	at Quinnipiac	W, 3-2 OT
18	MINNESOTA STATE	L, 3-6
14	MINNESOTA STATE	L, 0-3
20	CONNECTICUT*	T, 2-2 (OT)
21	at Connecticut*	W, 6-3
27	DENVER	L, 3-4
28	at Providence*	L, 0-3
NOVEMBER		
3	PROVIDENCE*	W, 2-0
4	NORTHEASTERN*	L, 1-4
10	at Northeastern*	L, 1-6
11	NEW HAMPSHIRE*	W, 4-0
17	at Maine*	L, 2-5
18	at Maine* ^	W, 7-0
25	vs. Cornell #	L, 3-4
DECEMBER		
1	at Boston College*	W, 7-4
2	BOSTON COLLEGE*	L, 1-4
8	at UMass Lowell*	L, 2-3
9	UMASS LOWELL*	W, 9-3
JANUARY		
5	USA UNDER-18 TEAM (ex) cancelled	
6	MAINE*	L, 0-3
12	at New Hampshire*	W, 3-2
13	PROVIDENCE*	T, 2-2 (OT)
19	at Merrimack*	W, 4-3
20	MERRIMACK*	W, 3-1
26	at Arizona State	W, 8-0
27	at Arizona State	W, 4-3
FEBRUARY		
2	at Massachusetts*	7pm
5	vs. Harvard +	8pm
9	MASSACHUSETTS*	7:30pm
12	vs. BC/Northeastern+	4:30/7:30pm
16	at Connecticut*	7:05pm
17	at Merrimack*	7pm
23	VERMONT*	7:30pm
24	VERMONT*	7pm

* Hockey East
^ Cross Insurance Arena, Portland, Maine
+ Beanpot at TD Garden
Red Hot Hockey at Madison Square Garden



UConn
11-16-2
(8-11-1 HEA)

SEPTEMBER		
1	ST. FRANCIS XAVIER (ex)	W, 2-1
OCTOBER		
6	at Maine*	L, 3-4
7	at Maine*	W, 5-1
13	at American International	W, 6-4
14	at Sacred Heart	L, 1-3
20	at Boston University*	T, 2-2 (OT)
21	BOSTON UNIVERSITY*	L, 3-6
27	at Miami	L, 0-3
28	at Miami	L, 1-7
NOVEMBER		
3	VERMONT*	W, 5-1
4	VERMONT*	L, 2-4
7	at Boston College*	L, 1-2
10	OHIO STATE	L, 4-5
11	OHIO STATE	T, 1-1 (OT)
17	at UMass Lowell*	L, 2-5
18	UMASS LOWELL*	W, 0-1
21	at Vermont*	W, 4-1
25	RIT	W, 2-1
28	NORTHEASTERN*	W, 4-1
DECEMBER		
1	at Massachusetts*	L, 2-4
5	COLGATE	W, 8-2
8	COLGATE	W, 4-2
30	at Boston College*	L, 0-2
JANUARY		
2	QUINNIPIAC	L, 0-3
5	MERRIMACK*	L, 2-3 (OT)
12	at Merrimack*	L, 0-3
18	PROVIDENCE*	L, 1-3
20	PROVIDENCE*	W, 3-1
26	at New Hampshire*	W, 4-2
27	NEW HAMPSHIRE*	W, 3-2
FEBRUARY		
2	BOSTON COLLEGE*	7:05pm
3	at Brown	7pm
9	at Northeastern*	7pm
16	BOSTON UNIVERSITY*	7:05pm
22	MASSACHUSETTS*	7:05pm

* Hockey East



Maine
14-9-4
(8-6-3 HEA)

OCTOBER		
1	ACADIA (ex)	W, 3-1
6	CONNECTICUT*	W, 4-3
7	CONNECTICUT*	L, 1-5
20	MIAMI	L, 7-7
21	MIAMI	W, 6-3
27	MINNESOTA DULUTH	L, 1-2
28	MINNESOTA DULUTH	L, 0-2
NOVEMBER		
3	at UMass Lowell*	L, 2-3
4	at UMass Lowell*	W, 6-2
17	BOSTON UNIVERSITY*	W, 5-2
18	BOSTON UNIVERSITY* +	L, 0-7
24	vs. Providence* #	L, 0-3
25	vs. Rensselaer #	W, 4-2
DECEMBER		
1	VERMONT*	T, 2-2 (OT)
2	VERMONT*	W, 6-2
8	at Quinnipiac	W, 7-4
9	at Quinnipiac	W, 5-3
29	at Rensselaer	W, 3-2
30	at Rensselaer	W, 5-2
JANUARY		
6	at Boston University*	W, 3-0
8	at Brown	T, 4-4 (OT)
12	at Northeastern*	L, 3-5
13	at Northeastern*	L, 3-5
16	MASSACHUSETTS*	W, 3-1
19	NEW HAMPSHIRE*	T, 2-2 (OT)
20	NEW HAMPSHIRE*	T, 3-3 (OT)
26	at Massachusetts*	W, 3-2
27	at Massachusetts*	W, 3-2
FEBRUARY		
2	MERRIMACK*	7pm
3	MERRIMACK*	7pm
10	at Providence*	7pm
14	at New Hampshire*	7pm
17	BOSTON COLLEGE*	7pm
23	at Boston College*	7pm
24	at Boston College*	7pm

* Hockey East
+ Cross Insurance Arena, Portland, Maine
Friendship Four in Belfast, Northern Ireland



Massachusetts
11-14-1
(5-10-1 HEA)

SEPTEMBER		
30	QUEENS (ex)	W, 1-0
OCTOBER		
6	at Arizona State	L, 3-5
7	at Arizona State	W, 4-2
13	at Union	W, 5-4
14	AMERICAN INT'L	W, 3-1
20	OHIO STATE	L, 1-3
21	OHIO STATE	L, 0-3
27	MERRIMACK*	W, 4-0
28	at Merrimack*	L, 3-5
NOVEMBER		
4	NEW HAMPSHIRE*	L, 0-3
9	PROVIDENCE*	W, 5-2
11	at Providence*	L, 2-7
24	at Quinnipiac	W, 2-1
25	QUINNIPAC	W, 6-3
DECEMBER		
1	CONNECTICUT*	W, 4-2
5	at Connecticut*	L, 2-8
10	at Union	W, 2-1
JANUARY		
5	at Yale	L, 3-5
6	at UMass Lowell*	L, 3-8
12	at Vermont*	T, 2-2 (OT)
13	at Vermont*	W, 6-3
16	at Maine*	L, 1-3
19	NORTHEASTERN*	W, 3-0
20	at Northeastern*	L, 0-5
23	at Boston College*	L, 1-2
26	MAINE*	L, 2-3
27	MAINE*	L, 2-3
FEBRUARY		
2	BOSTON UNIVERSITY*	7pm
3	at New Hampshire*	7pm
6	MERRIMACK*	7pm
9	at Boston University*	7:30pm
10	UMASS LOWELL*	7pm
15	BOSTON COLLEGE*	7pm
22	at Connecticut*	7:05pm
24	PROVIDENCE*	7pm

* Hockey East



UMass Lowell
15-12-0
(10-8-0 HEA)

SEPTEMBER		
30	ACADIA (ex)	W, 5-2
OCTOBER		
6	NEW HAMPSHIRE*	L, 3-4
7	at New Hampshire*	L, 1-3
13	OMAHA	L, 2-4
14	OMAHA	W, 5-2
20	at Clarkson	W, 3-1
21	at St. Lawrence	W, 5-0
27	NORTHEASTERN*	L, 1-3
28	at Northeastern*	L, 4-5 (OT)
NOVEMBER		
3	MAINE*	W, 3-2
4	MAINE*	L, 2-6
10	at New Hampshire*	W, 2-1
11	NORTHEASTERN*	W, 4-2
17	CONNECTICUT*	W, 5-2
18	at Connecticut*	W, 1-0
28	BENTLEY	L, 2-3
DECEMBER		
8	BOSTON UNIVERSITY*	W, 3-2
9	at Boston University*	L, 3-9
29	vs. Harvard +	W, 5-2
30	vs. St. Lawrence +	L, 0-3
JANUARY		
5	VERMONT*	W, 6-0
6	MASSACHUSETTS*	W, 8-3
12	at Arizona State	W, 4-0
13	at Arizona State	L, 0-4
19	at Vermont*	W, 3-2 OT
20	at Vermont*	L, 3-6
26	BOSTON COLLEGE*	W, 3-2
27	at Boston College*	L, 2-5
FEBRUARY		
6	AMERICAN INT'L	7pm
9	at Boston College*	7pm
10	at Massachusetts*	7pm
16	at Providence*	7:15pm
17	PROVIDENCE*	7pm
23	at Merrimack*	7pm
24	MERRIMACK*	7pm

* Hockey East

+ Catamount Cup at Vermont



Merrimack
7-15-4
(4-11-2 HEA)

OCTOBER		
6	at Colgate	L, 1-2
7	at Colgate	T, 2-2 (OT)
14	WISCONSIN	L, 1-4
20	at Minnesota Duluth	T, 5-5 (OT)
21	at Minnesota Duluth	L, 2-7
27	at Massachusetts*	L, 0-4
28	MASSACHUSETTS*	W, 5-3
NOVEMBER		
3	at Boston College*	L, 1-3
4	BOSTON COLLEGE*	L, 1-2
10	BENTLEY	W, 5-2
17	at Providence*	L, 1-2
18	PROVIDENCE*	T, 6-6 (OT)
DECEMBER		
1	at Northeastern*	L, 1-3
2	NORTHEASTERN*	L, 1-3
8	ARMY WEST POINT	W, 4-1
10	at New Hampshire*	W, 4-3
16	NORTHEASTERN*	T, 1-1 (OT)
29	at Denver	W, 3-2
30	at Colorado College	L, 1-2
JANUARY		
5	at Connecticut*	W, 3-2 (OT)
6	at Providence*	L, 2-5
13	CONNECTICUT*	W, 3-0
19	BOSTON UNIVERSITY*	L, 3-4
20	at Boston University*	L, 1-3
26	VERMONT*	L, 1-2
27	VERMONT*	L, 1-2 (OT)
FEBRUARY		
2	at Maine*	7pm
3	at Maine*	7pm
6	at Massachusetts*	7pm
16	NEW HAMPSHIRE*	7pm
17	BOSTON UNIVERSITY*	7pm
23	UMASS LOWELL*	7pm
24	UMass Lowell*	7pm

* Hockey East



New Hampshire
9-13-4
(4-9-3 HEA)

OCTOBER		
1	ST. FRANCIS XAVIER (ex)	T, 3-3
6	at UMass Lowell*	W, 4-3
7	UMASS LOWELL*	W, 3-1
13	COLGATE	W, 5-0
14	COLGATE	W, 5-3
20	COLORADO COLLEGE	W, 6-3
21	COLORADO COLLEGE	L, 1-2 (OT)
28	at Vermont*	T, 4-4 (OT)
NOVEMBER		
4	at Massachusetts*	W, 3-0
10	UMASS LOWELL*	L, 1-2
11	at Boston University*	L, 0-4
17	BOSTON COLLEGE*	L, 2-3
25	at Yale	W, 4-0
DECEMBER		
1	at Providence*	L, 2-5
2	PROVIDENCE*	W, 1-0
6	at RPI	W, 6-3
9	ARMY WEST POINT	L, 3-4
10	MERRIMACK*	L, 3-4
29	at Dartmouth @	L, 1-3
30	vs. Yale @	L, 2-4
JANUARY		
6	BROWN	T, 4-4 (OT)
12	BOSTON UNIVERSITY*	L, 2-3
14	at Boston College*	L, 2-5
19	at Maine*	T, 2-2 (OT)
20	at Maine*	T, 3-3 (OT)
26	UCONN*	L, 2-4
27	at UConn*	L, 2-3
FEBRUARY		
2	at Northeastern*	7pm
3	MASSACHUSETTS*	7pm
9	VERMONT*	7pm
10	VERMONT*	7pm
14	MAINE*	7pm
16	at Merrimack*	7pm
23	at Northeastern*	7pm
24	NORTHEASTERN*	7pm

* Hockey East

@ Ledyard Classic at Dartmouth



Northeastern
15-7-4
(11-5-2 HEA)

SEPTEMBER		7:30pm
30	PEI (ex)	
OCTOBER		
6	SACRED HEART	W, 7-3
7	SACRED HEART	W, 7-0
14	at RI	T, 3-3 (OT)
20	QUINNIPIAC	L, 4-6
21	QUINNIPIAC	L, 2-3 (OT)
27	at UMass Lowell *	W, 3-1
28	UMASS LOWELL *	W, 5-4
NOVEMBER		
4	at Boston University *	W, 4-1
10	BOSTON UNIVERSITY *	W, 6-1
11	at UMass Lowell *	L, 4-1
17	VERMONT *	W, 2-1
18	BOSTON COLLEGE *	L, 1-4
28	at UConn *	L, 1-4
DECEMBER		
1	MERRIMACK *	W, 3-1
2	at Merrimack *	W, 3-1
9	at Boston College *	W, 5-2
16	at Merrimack *	T, 1-1 (OT)
30	AMERICAN INT'L	W, 3-1
JANUARY		
5	at Bentley	T, 3-3 (OT)
6	BENTLEY	W, 6-1 (OT)
12	MAINE *	W, 5-3
13	MAINE *	W, 5-3
19	at Massachusetts *	L, 0-3
20	MASSACHUSETTS *	W, 5-0
26	PROVIDENCE *	T, 4-4 (OT)
27	at Providence *	L, 1-2 (OT)
FEBRUARY		
2	NEW HAMPSHIRE *	7pm
5	vs. Boston College @	5pm
9	UCONN *	7pm
12	vs. Boston Univ./Harvard @	TBD
16	at Vermont *	7pm
17	at Vermont *	7pm
23	NEW HAMPSHIRE *	7pm
24	at New Hampshire *	7pm

* Hockey East
@ Beanpot at TD Garden



Providence
17-8-3
(9-5-2 HEA)

OCTOBER		
6	at Miami	W, 3-1
7	at Miami	W, 3-2
15	BOSTON COLLEGE *	L, 3-4 (OT)
20	at St. Lawrence	W, 6-5 (OT)
21	at Clarkson	L, 0-4
27	BOSTON COLLEGE *	W, 2-1
28	BOSTON UNIVERSITY *	W, 3-0
NOVEMBER		
3	at Boston University *	L, 0-2
9	at Massachusetts *	L, 2-5
11	MASSACHUSETTS *	W, 7-2
17	MERRIMACK *	W, 2-1
18	at Merrimack *	T, 6-6 (OT)
24	vs. Maine *@	W, 3-0
25	vs. Clarkson @	L, 2-4
DECEMBER		
1	NEW HAMPSHIRE *	W, 5-2
2	at New Hampshire *	L, 0-1
8	RIT	W, 8-3
9	RIT	L, 0-4
29	vs. Arizona State #	W, 6-0
30	vs. RMU	W, 2-1
JANUARY		
3	BROWN	W, 5-0
6	MERRIMACK *	W, 5-2
12	at Boston College *	W, 4-1
13	at Boston University *	T, 2-2 (OT)
18	at UConn *	W, 3-1
20	UCONN *	L, 1-3
26	at Northeastern *	T, 4-4 (OT)
27	NORTHEASTERN *	W, 2-1 (OT)
FEBRUARY		
2	at Vermont *	7:05pm
3	at Vermont *	7:05pm
10	MAINE *	7pm
16	UMASS LOWELL *	7:15pm
17	at UMass Lowell *	7pm
24	at Massachusetts *	7pm

* Hockey East
@ Friendship Four in Belfast, Northern Ireland
Three Rivers Classic in Pittsburgh, Pa.



Vermont
7-15-4
(4-9-3 HEA)

OCTOBER		
1	WATERLOO (ex)	4pm
6	COLORADO COLLEGE	W, 3-0
7	COLORADO COLLEGE	L, 3-4
14	at Quinnipiac	L, 2-3 (OT)
15	at Union	W, 3-2
20	at Michigan	L, 1-4
21	at Michigan	L, 2-3
28	NEW HAMPSHIRE *	T, 4-4 (OT)
NOVEMBER		
3	at UConn *	L, 1-5
4	at UConn *	W, 4-2
10	BOSTON COLLEGE *	L, 3-4
11	BOSTON COLLEGE *	L, 1-5
17	at Northeastern *	L, 1-2
21	UCONN *	L, 1-4
25	at Dartmouth	W, 2-1 (OT)
DECEMBER		
1	at Maine *	T, 2-2 (OT)
2	at Maine *	L, 2-6
9	BROWN	T, 2-2 (OT)
29	ST. LAWRENCE @	L, 2-3
30	HARVARD @	L, 1-4
JANUARY		
5	at UMass Lowell *	L, 0-6
12	MASSACHUSETTS	T, 2-2 (OT)
13	MASSACHUSETTS	L, 3-6
19	UMASS LOWELL *	L, 2-3 (OT)
20	UMASS LOWELL *	W, 6-3
26	at Merrimack *	W, 2-1
27	at Merrimack *	W, 2-1 (OT)
FEBRUARY		
2	PROVIDENCE *	7:05pm
3	PROVIDENCE *	7:05pm
9	at New Hampshire *	7pm
10	at New Hampshire *	7pm
16	NORTHEASTERN *	7:05pm
17	NORTHEASTERN *	7:05pm
23	at Boston University *	7:30pm
24	at Boston University *	7pm

* Hockey East
@ Catamount Cup at Vermont



2017-18 SEASON SUPERLATIVES



SHUTOUTS

Date	Goalie	Team	Opponent	Svs	Result
10/6	Stefanos Lekkas	UVM	CC	33	W, 3-0
10/7	Cayden Primeau	NU	SHU	18	W, 7-0
10/13	Daniel Tirone	UNH	Colgate	23	W, 5-0
10/21	Christoffer Hernberg	UML	SLU	27	W, 5-0
10/27	Matt Murray	UMass	MC	24	W, 4-0
11/3	Jake Oettinger	BU	PC	31	W, 2-0
11/4	Daniel Tirone	UNH	UMass	27	W, 3-0
11/11	Max Prawdzik	BU	UNH	29	W, 4-0
11/18	Christoffer Hernberg	UML	UConn	33	W, 1-0
11/18	Jake Oettinger	BU	Maine	30	W, 7-0
11/25	Daniel Tirone	UNH	Yale	34	W, 4-0
11/25	Hayden Hawkey	PC	Maine	24	W, 3-0
12/1	Daniel Tirone	UNH	PC	20	W, 1-0
12/30	Ryan Edquist	BC	UConn	23	W, 2-0
1/3	Hayden Hawkey	PC	Brown	15	W, 5-0
1/5	Christoffer Hernberg	UML	UVM	21	W, 6-0
1/6	Jeremy Swayman	ME	BU	31	W, 3-0
1/12	Craig Pantano	MC	UConn	16	W, 3-0
1/12	Tyler Wall	UML	ASU	24	W, 4-0
1/19	Matt Murray	UMass	NU	29	W, 3-0
1/20	Cayden Primeau	NU	UMass	19	W, 5-0
1/26	Jake Oettinger	BU	ASU	23	W, 8-0

40 + SAVES

Date	Goalie	Team	Opponent	Svs.	Result
10/20	Daniel Tirone	UNH	CC	45	W, 6-3
10/20	Stefanos Lekkas	UVM	Michigan	41	L, 1-4
10/21	Ryan Ruck	NU	QU	43	L, 2-3 (OT)
11/17	Jeremy Swayman	ME	BU	40	W, 5-2
11/25	Ryan Wischow	UMass	QU	47	W, 6-3
12/8	Jeremy Swayman	ME	QU	50	W, 7-4
12/9	Jeremy Swayman	ME	QU	45	W, 5-3

2017-18 INDIVIDUAL HIGHS:

Goals: 3 - last by Jordan Greenway, BU (12/9 vs. UML)
Assists: 4 - Patrick Harper, BU (12/1 vs. Boston College)
Points: 4 - Zach Solow, NU (10/6 vs. SHU)
 Jared Kolquist, MC (10/20 vs. Minnesota Duluth, 11/18 vs. PC)
 Bobo Carpenter, BU (10/21 vs. UConn)
 Jace Hennig, MC (11/18 vs. PC)
 Ludvig Larsson, MC (11/18 vs. PC)
 Erik Foley, PC (11/18 vs. MC)
 Julius Mattila, BC (11/24 vs. Harvard)
 Patrick Harper, BU (12/1 vs. Boston College)
 Dylan Sikura, NU (12/9 vs. BC, 1/20 vs. UMass)
 Jordan Greenway, BU (12/9 vs. UML)
 Ryan Lohin, UML (1/6 vs. UMass)
 Adam Gaudette, NU (1/6 vs. Bentley)
 Nolan Stevens, NU (1/20 vs. UMass)
Saves: 50 - Jeremy Swayman, Maine (12/8 vs. Quinnipiac)

GOAL STREAK:

4 Games - Dylan Sikura, NU; six goals (10/7 to 10/21)
 Nolan Stevens, NU; seven goals (10/28 to 11/11)

ASSIST STREAK:

7 Games- Erik Foley, PC; 6-8-14 (11/09/17 to 12/1/17)

POINT STREAK:

8 Games - Adam Gaudette, NU 9-8-17 (12/2/17 to 1/13)
 Tim Doherty, Maine 5-6-11 (11/25/17 to present)

2017-18 Team Highs:

Goals: 9 BU vs UML (12/9)
 In league play: 9 BU vs UML (12/9)
Shots on Goal: 47 UML at BU (12/9)
Consecutive Wins: 7 BC (11/03 to 11/18)
 In League play: 7 BC (11/03 to 11/18)
Unbeaten streak: 9 NU (12/01 to 1/13, 7-0-2)
 9 Maine (11/25 to 1/8)

HAT TRICKS:

Date	Player	Team	Opponent	Result
10/7	Ross Colton	UVM	CC	L, 3-4
10/13	Alexander Payusov	UConn	AIC	W, 6-4
10/20	Kasper Björkqvist	PC	SLU	W, 6-5 (OT)
10/20	Max Gildon	UNH	CC	W, 6-3
10/21	Bobo Carpenter	BU	UConn	W, 6-3
11/4	Nolan Stevens	NU	BU	W, 4-1
11/25	Niko Rufo	UMass	QU	W, 6-3
12/9	Jordan Greenway	BU	UML	W, 9-3
1/19	Dante Fabbro	BU	MC	W, 4-3
1/20	Nolan Stevens	NU	UMass	W, 5-0
1/20	Liam Coughlin	UVM	UML	W, 6-3

OVERTIME GOALS:

Date	Player	Team	Opponent	Result
10/6	Nolan Vesey	ME	UConn	W, 4-3 (OT)
10/8	Shane Bowers	BU	QU	W, 2-1 (OT)
10/15	Casey Fitzgerald	BC	PC	W, 4-3 (OT)
10/20	Josh Wilkins	PC	SLU	W, 6-5 (OT)
10/28	Patrick Schule	NU	UML	W, 5-4 (OT)
11/25	Max Kaufman	UVM	Dartmouth	W, 2-1 (OT)
1/5	Sami Tavernier	MC	UConn	W, 3-2 (OT)
1/19	Connor Wilson	UML	UVM	W, 3-2 (OT)
1/27	Greg Printz	PC	NU	W, 2-1 (OT)
1/27	Ross Colton	UVM	MC	W, 2-1 (OT)

THE LAST TIME:

A player had four goals:
 Patrick Grasso, UNH (10/29/16 vs. Merrimack)
In league play: Patrick Grasso, UNH (10/29/16 vs. Merrimack)

A rookie had a hat trick:

Max Gildon, UNH (10/20/17 vs. Colorado College)
In league play: Patrick Grasso, UNH (10/29/16 vs. Merrimack)

A defenseman had a hat trick:

Max Gildon, UNH (10/20/17 vs. Colorado College)

A goaltender recorded 50 saves:

Jeremy Swayman, Maine 50 (12/8/17 vs Quinnipiac)
In league play: Daniel Tirone, 50 (12/04/15 vs UNH)

A team won 10 games in a row:

NU, (2/08/16- 3/19/16) 13 games
In league play: NU, (2/12/16 to 3/19/16) 12 games

A team was unbeaten in 10 straight games:

Boston College, (10/16/16 to 11/18/16) 9-0-1
In league play: NU, (2/12/16 to 3/19/16) 12-0-0

A team recorded 50 shots on goal:

Vermont vs. Bentley 12/30/16 (55 shots on goal)



Hockey East Conference Scoring Leaders

Scoring

				GP	G-A-P	PPG	PIM	PP	SH	GW	HT	+/-	NHL	
1	Adam Gaudette	NU	JR	F	18	14-10-24	1.33	7/14	7	1	4	1	E	VAN
2	Dylan Sikura	NU	SR	F	16	6-13-19	1.19	4/8	4	0	1	0	+6	CHI
	Erik Foley	PC	JR	F	17	9-10-19	1.12	5/10	3	0	0	0	+7	WPG
	Nolan Stevens	NU	SR	F	18	12-7-19	1.06	7/30	4	0	2	2	+1	STL
5	Bobo Carpenter	BU	JR	F	18	12-6-18	1.00	6/12	5	2	2	1	+1	
	Jordan Greenway	BU	JR	F	18	7-11-18	1.00	16/32	1	1	1	1	+5	MIN
7	Tommy Panico	UML	SR	D	16	4-12-16	1.00	2/4	0	0	0	0	+1	
	Chase Pearson	ME	SO	F	17	3-13-16	0.94	6/20	0	0	1	0	+2	DET
	Ryan Lohin	UML	SO	F	18	8-8-16	0.89	5/10	2	3	2	0	-2	TBL
10	Maxim Letunov	UC	JR	F	20	6-9-15	0.75	3/6	2	0	0	0	+4	SJS
11	Patrick Harper	BU	SO	F	14	3-11-14	1.00	2/4	2	0	0	0	+2	NSH
	Ara Nazarian	UNH	JR	F	16	6-8-14	0.88	5/10	1	0	0	0	+1	
	Ryan Dmowski	UML	JR	F	17	6-8-14	0.82	5/10	2	0	0	0	+4	
	Brett Seney	MC	SR	F	17	3-11-14	0.82	13/26	2	0	0	0	-9	NJD
	Shane Bowers	BU	FR	F	18	6-8-14	0.78	5/10	1	0	1	0	+8	COL
	Brian Pinho	PC	SR	F	18	6-8-14	0.78	3/14	2	0	0	0	+7	WSH
	Logan Hutsko	BC	FR	F	18	4-10-14	0.78	4/8	1	0	1	0	+9	
	Johnny Austin	UC	SR	D	19	3-11-14	0.74	3/6	2	0	1	0	-2	
19	Jace Hennig	MC	SR	F	17	6-7-13	0.76	3/6	2	0	0	0	E	
	Chad Kryz	BU	SO	D	17	4-9-13	0.76	5/10	1	0	2	0	+2	CHI
	Jeremy Davies	NU	SO	D	17	4-9-13	0.76	10/31	3	0	1	0	+1	NJD
	Mitchell Fossier	ME	SO	F	17	2-11-13	0.76	3/6	1	0	0	0	+1	
	Graham McPhee	BC	SO	F	18	9-4-13	0.72	10/20	2	1	2	0	E	EDM
	Brady Tkachuk	BU	FR	F	18	5-8-13	0.72	8/16	1	1	0	0	+3	
	Christopher Grando	BC	FR	F	18	4-9-13	0.72	4/8	0	1	2	0	+11	

Defenseman Scoring

				GP	G-A-P	PPG	PIM	PP	SH	GW	HT	+/-	NHL	
1	Tommy Panico	UML	SR	D	16	4-12-16	1.00	2/4	0	0	0	0	+1	
2	Johnny Austin	UC	SR	D	19	3-11-14	0.74	3/6	2	0	1	0	-2	
3	Chad Kryz	BU	SO	D	17	4-9-13	0.76	5/10	1	0	2	0	+2	CHI
	Jeremy Davies	NU	SO	D	17	4-9-13	0.76	10/31	3	0	1	0	+1	NJD
5	Chris Forney	UML	SR	D	18	3-9-12	0.67	5/10	3	0	1	0	-2	
	Jacob Bryson	PC	SO	D	18	1-11-12	0.67	2/4	0	0	0	0	+10	BUF
7	Mario Ferraro	UM	FR	D	16	2-9-11	0.69	4/8	2	0	0	0	-3	SJS
8	Dante Fabbro	BU	SO	D	16	4-6-10	0.62	8/16	1	0	1	1	+4	NSH
	Max Gildon	UNH	FR	D	16	0-10-10	0.62	8/16	0	0	0	0	-2	FLA
	Ben Mirageas	PC	FR	D	18	5-5-10	0.56	3/17	4	0	2	0	+2	NYI
	Connor Moore	BC	SO	D	18	3-7-10	0.56	4/8	1	0	0	0	+8	
12	Garret Cockerill	NU	SR	D	8	0-9-9	1.12	2/4	0	0	0	0	-2	
	Matt O'Donnell	UVM	SO	D	16	4-5-9	0.56	3/6	1	0	0	0	-5	
	Rob Michel	ME	JR	D	16	3-6-9	0.56	5/13	3	0	0	0	-2	
	Casey Fitzgerald	BC	JR	D	17	3-6-9	0.53	6/12	0	0	1	0	+2	BUF
	Joseph Masonius	UC	JR	D	17	1-8-9	0.53	15/41	1	0	1	0	+4	PIT
	Michael Kim	BC	JR	D	18	4-5-9	0.50	3/6	2	0	2	0	+4	

Freshman Scoring

				GP	G-A-P	PPG	PIM	PP	SH	GW	HT	+/-	NHL	
1	Shane Bowers	BU	FR	F	18	6-8-14	0.78	5/10	1	0	1	0	+8	COL
	Logan Hutsko	BC	FR	F	18	4-10-14	0.78	4/8	1	0	1	0	+9	
3	Brady Tkachuk	BU	FR	F	18	5-8-13	0.72	8/16	1	1	0	0	+3	
	Christopher Grando	BC	FR	F	18	4-9-13	0.72	4/8	0	1	2	0	+11	
5	Aapeli Räsänen	BC	FR	F	15	3-9-12	0.80	11/33	0	0	1	0	+12	EDM
6	Alex Esposito	UVM	FR	F	16	4-7-11	0.69	5/10	2	0	0	0	-5	
	Mario Ferraro	UM	FR	D	16	2-9-11	0.69	4/8	2	0	0	0	-3	SJS
8	Mitchell Chaffee	UM	FR	F	16	6-4-10	0.62	9/18	2	0	1	0	-2	
	Max Gildon	UNH	FR	D	16	0-10-10	0.62	8/16	0	0	0	0	-2	FLA
	Charlie Levesque	UML	FR	F	17	6-4-10	0.59	1/2	1	0	0	0	+10	
	Ben Mirageas	PC	FR	D	18	5-5-10	0.56	3/17	4	0	2	0	+2	NYI
12	Eduards Tralmaks	ME	FR	F	16	4-5-9	0.56	7/25	1	0	0	0	-1	
	Oliver Chau	UM	FR	F	16	2-7-9	0.56	2/4	0	0	0	0	-6	
	Zach Solow	NU	FR	F	18	0-9-9	0.50	2/4	0	0	0	0	-1	
15	Cale Makar	UM	FR	D	12	3-5-8	0.67	2/4	1	1	0	0	+2	COL
	John Leonard	UM	FR	F	13	4-4-8	0.62	1/2	1	0	0	0	-7	
	Connor Sodergren	UML	FR	F	16	3-5-8	0.50	9/29	0	1	0	0	+8	
	Logan Cockerill	BU	FR	F	17	3-5-8	0.47	2/4	1	0	0	0	+4	NYI

Hockey East Conference Scoring Leaders

Goal Scoring							Assist Scoring								
				GP	G	GPG					GP	A	APG		
1	Adam Gaudette	NU	JR	F	18	14	0.78	1	Dylan Sikura	NU	SR	F	16	13	0.81
2	Bobo Carpenter	BU	JR	F	18	12	0.67		Chase Pearson	ME	SO	F	17	13	0.76
	Nolan Stevens	NU	SR	F	18	12	0.67	3	Tommy Panico	UML	SR	D	16	12	0.75
4	Erik Foley	PC	JR	F	17	9	0.53	4	Patrick Harper	BU	SO	F	14	11	0.79
	Graham McPhee	BC	SO	F	18	9	0.50		Mitchell Fossier	ME	SO	F	17	11	0.65
6	Ross Colton	UVM	SO	F	15	8	0.53		Brett Seney	MC	SR	F	17	11	0.65
	Ryan Lohin	UML	SO	F	18	8	0.44		Jordan Greenway	BU	JR	F	18	11	0.61
8	Alexander Payusov	UC	SO	F	14	7	0.50		Jacob Bryson	PC	SO	D	18	11	0.61
	John Edwardh	UML	SR	F	17	7	0.41		Johnny Austin	UC	SR	D	19	11	0.58
	Jordan Greenway	BU	JR	F	18	7	0.39	10	Max Gildon	UNH	FR	D	16	10	0.62
	Josh Wilkins	PC	SO	F	18	7	0.39		Erik Foley	PC	JR	F	17	10	0.59
12	14 Players Tied With					6			Logan Hutsko	BC	FR	F	18	10	0.56
									Adam Gaudette	NU	JR	F	18	10	0.56

Power Play Goals							Power Play Points								
				GP	G	GPG					GP	G-A-P	PPG		
1	Adam Gaudette	NU	JR	F	18	7	0.39	1	Adam Gaudette	NU	JR	F	18	7-7-14	0.78
2	Alexander Payusov	UC	SO	F	14	5	0.36	2	Dylan Sikura	NU	SR	F	16	4-7-11	0.69
	Bobo Carpenter	BU	JR	F	18	5	0.28		Chris Forney	UML	SR	D	18	3-8-11	0.61
4	Ross Colton	UVM	SO	F	15	4	0.27	4	Tommy Panico	UML	SR	D	16	0-9-9	0.56
	Dylan Sikura	NU	SR	F	16	4	0.25		Jeremy Davies	NU	SO	D	17	3-6-9	0.53
	Nolan Stevens	NU	SR	F	18	4	0.22		Brett Seney	MC	SR	F	17	2-7-9	0.53
	Ben Mirageas	PC	FR	D	18	4	0.22		Nolan Stevens	NU	SR	F	18	4-5-9	0.50
8	8 Players Tied With					3			Johnny Austin	UC	SR	D	19	2-7-9	0.47
									Ben Mirageas	PC	FR	D	18	4-4-8	0.44
									10	7 Players Tied With			7 Points		

Shorthanded Goals							Game-Winning Goals								
				GP	G	GPG					GP	G	GPG		
1	Ryan Lohin	UML	SO	F	18	3	0.17	1	Adam Gaudette	NU	JR	F	18	4	0.22
2	Bobo Carpenter	BU	JR	F	18	2	0.11	2	18 Players Tied With				2		
	Corey Ronan	UC	SR	F	18	2	0.11								
	Colin O'Neill	UML	SO	F	18	2	0.11								
5	14 Players Tied With					1									

Plus-Minus							Hat Tricks						
				GP	+/-						GP	HT	
1	Tommy Davis	PC	SR	D	18	+13	1	Nolan Stevens	NU	SR	F	18	2
2	Aapeli Räsänen	BC	FR	F	15	+12	2	Liam Coughlin	UVM	JR	F	13	1
3	Christopher Grando	BC	FR	F	18	+11		Dante Fabbro	BU	SO	D	16	1
4	Charlie Levesque	UML	FR	F	17	+10		Bobo Carpenter	BU	JR	F	18	1
	Jacob Bryson	PC	SO	D	18	+10		Jordan Greenway	BU	JR	F	18	1
6	Logan Hutsko	BC	FR	F	18	+9		Adam Gaudette	NU	JR	F	18	1
	Ryan Shea	NU	SO	D	18	+9							
8	Connor Sodergren	UML	FR	F	16	+8							
	Connor Moore	BC	SO	D	18	+8							
	Shane Bowers	BU	FR	F	18	+8							

Blocked Shots							Face-Off Percentage								
				GP	BLK	BLK/G					FW	FL	FO %		
1	David Drake	UC	SR	D	20	36	1.80	1	Jesse Schwartz	UC	SR	F	54	32	.628
2	Eric Williams	NU	JR	D	18	35	1.94	2	Frankie Cefalu	UNH	JR	F	43	27	.614
	Derek Pratt	UC	SR	D	20	35	1.75	3	Aapeli Räsänen	BC	FR	F	117	82	.588
4	Dante Fabbro	BU	SO	D	16	34	2.12	4	Jeff Wight	UC	SR	F	77	55	.583
5	Chad Kryz	BU	SO	D	17	30	1.76		Brandon Duhaime	PC	SO	F	42	30	.583
6	Keith Muehlbauer	ME	JR	D	17	29	1.71	6	Julius Mattila	BC	SO	F	208	149	.583
7	Dylan Chanter	UNH	SR	D	16	28	1.75	7	Biagio Lerario	NU	SO	F	38	29	.567
	Kasper Kotkansalo	BU	FR	D	18	28	1.56	8	Marco Bozzo	UM	FR	F	30	23	.566
9	7 Players Tied With					27		9	Ludvig Larsson	MC	JR	F	185	143	.564
								10	Bobo Carpenter	BU	JR	F	163	126	.564

Hockey East Conference Goaltending Leaders

Goals Against Average

				GP	Minutes	GA	GAA	Record	SO	Saves	Save %	NHL
1	Cayden Primeau	NU	FR	16	918:04	30	1.96	8-4-2	1	395	.929	MTL
2	Hayden Hawkey	PC	JR	18	1044:57	35	2.01	10-5-2	2	415	.922	MTL
3	Christoffer Hernberg	UML	JR	13	682:01	26	2.29	8-2-0	2	282	.916	
4	Jeremy Swayman	ME	FR	14	846:27	33	2.34	7-4-3	1	433	.929	BOS
5	Joseph Woll	BC	SO	15	858:47	34	2.38	10-5-0	0	369	.916	TOR
6	Craig Pantano	MC	JR	15	870:43	36	2.48	4-8-2	1	373	.912	
7	Adam Huska	UC	SO	16	946:45	40	2.53	5-10-1	0	439	.916	NYR
8	Jake Oettinger	BU	SO	16	954:56	41	2.58	8-6-2	2	418	.911	DAL
9	Daniel Tirone	UNH	SR	14	795:26	38	2.87	4-7-3	2	369	.907	
10	Stefanos Lekkas	UVM	SO	16	920:41	50	3.26	4-9-3	0	466	.903	
11	Ryan Wischow	UM	SO	8	413:26	23	3.34	3-4-0	0	161	.875	
12	Matt Murray	UM	FR	10	517:28	29	3.36	2-6-1	2	241	.893	
13	Tyler Wall	UML	SO	8	392:47	30	4.58	2-6-0	0	175	.854	NYR

Save Percentage

				GP	Minutes	GA	GAA	Record	SO	Saves	Save %	NHL
1	Cayden Primeau	NU	FR	16	918:04	30	1.96	8-4-2	1	395	.929	MTL
2	Jeremy Swayman	ME	FR	14	846:27	33	2.34	7-4-3	1	433	.929	BOS
3	Hayden Hawkey	PC	JR	18	1044:57	35	2.01	10-5-2	2	415	.922	MTL
4	Adam Huska	UC	SO	16	946:45	40	2.53	5-10-1	0	439	.916	NYR
5	Joseph Woll	BC	SO	15	858:47	34	2.38	10-5-0	0	369	.916	TOR
6	Christoffer Hernberg	UML	JR	13	682:01	26	2.29	8-2-0	2	282	.916	
7	Craig Pantano	MC	JR	15	870:43	36	2.48	4-8-2	1	373	.912	
8	Jake Oettinger	BU	SO	16	954:56	41	2.58	8-6-2	2	418	.911	DAL
9	Daniel Tirone	UNH	SR	14	795:26	38	2.87	4-7-3	2	369	.907	
10	Stefanos Lekkas	UVM	SO	16	920:41	50	3.26	4-9-3	0	466	.903	
11	Matt Murray	UM	FR	10	517:28	29	3.36	2-6-1	2	241	.893	
12	Ryan Wischow	UM	SO	8	413:26	23	3.34	3-4-0	0	161	.875	
13	Tyler Wall	UML	SO	8	392:47	30	4.58	2-6-0	0	175	.854	NYR

Saves

			GP	SVS/G	Saves	
1	Stefanos Lekkas	UVM	SO	16	29.1	466
2	Adam Huska	UC	SO	16	27.4	439
3	Jeremy Swayman	ME	FR	14	30.9	433
4	Jake Oettinger	BU	SO	16	26.1	418
5	Hayden Hawkey	PC	JR	18	23.1	415
6	Cayden Primeau	NU	FR	16	24.7	395
7	Craig Pantano	MC	JR	15	24.9	373
8	Joseph Woll	BC	SO	15	24.6	369
	Daniel Tirone	UNH	SR	14	26.4	369
10	Christoffer Hernberg	UML	JR	13	21.7	282
11	Matt Murray	UM	FR	10	24.1	241
12	Tyler Wall	UML	SO	8	21.9	175
13	Ryan Wischow	UM	SO	8	20.1	161
14	Tanner Creel	UC	SR	4	27.0	108
15	Ryan Edquist	BC	SO	5	17.6	88
16	Rob McGovern	ME	JR	3	28.0	84
17	Ryan Ruck	NU	JR	4	16.2	65
18	Drew Vogler	MC	JR	3	18.3	55
19	Max Prawdzik	BU	JR	3	17.7	53
20	Mike Robinson	UNH	FR	3	17.3	52

Shutouts

			GP	Shutouts	
1	Matt Murray	UM	FR	10	2
	Christoffer Hernberg	UML	JR	13	2
	Daniel Tirone	UNH	SR	14	2
	Jake Oettinger	BU	SO	16	2
	Hayden Hawkey	PC	JR	18	2
6	Max Prawdzik	BU	JR	3	1
	Ryan Edquist	BC	SO	5	1
	Jeremy Swayman	ME	FR	14	1
	Craig Pantano	MC	JR	15	1
	Cayden Primeau	NU	FR	16	1

Hockey East Conference Team Stats

TEAM OFFENSE

TEAM DEFENSE



Team	Games	Goals	G/GM
1 UMass Lowell	18	57	3.17
2 Boston University	18	56	3.11
Northeastern	18	56	3.11
4 Boston College	18	55	3.06
5 Providence	18	54	3.00
6 Maine	17	49	2.88
7 UConn	20	54	2.70
8 Massachusetts	16	40	2.50
9 New Hampshire	16	36	2.25
Vermont	16	36	2.25
11 Merrimack	17	35	2.06

Team	Games	Goals	G/GM
1 Providence	18	38	2.11
2 Boston College	18	40	2.22
Northeastern	18	40	2.22
4 UConn	20	50	2.50
5 Boston University	18	48	2.67
6 Merrimack	17	48	2.82
7 New Hampshire	16	46	2.88
8 Maine	17	49	2.88
9 UMass Lowell	18	57	3.17
10 Massachusetts	16	56	3.50
Vermont	16	56	3.50



POWER PLAY

PENALTY KILL

Team	Totals	SHA	PP %
1 Northeastern	22/76	1	28.9
2 UMass Lowell	18/85	3	21.2
3 UConn	16/76	3	21.1
4 Vermont	13/66	6	19.7
5 Boston University	14/75	0	18.7
6 Maine	12/65	2	18.5
Merrimack	12/65	0	18.5
8 Boston College	13/73	1	17.8
9 Providence	16/90	0	17.8
10 Massachusetts	10/70	4	14.3
11 New Hampshire	9/69	3	13.0

Team	Totals	SHF	PK %
1 New Hampshire	65/73	0	89.0
2 Providence	65/74	0	87.8
3 Boston College	68/80	3	85.0
4 UConn	71/84	3	84.5
5 Northeastern	51/62	1	82.3
6 Boston University	63/78	4	80.8
7 Maine	69/88	2	78.4
8 Massachusetts	58/76	3	76.3
9 Merrimack	48/64	0	75.0
10 Vermont	44/59	1	74.6
11 UMass Lowell	53/72	6	73.6



PENALTY MINUTES

SHOTS ON GOAL

Team	Games	PIM	PIM/G
1 Maine	17	287	16.9
2 Boston University	18	269	14.9
3 Providence	18	244	13.6
4 Boston College	18	239	13.3
5 Massachusetts	16	193	12.1
6 Northeastern	18	209	11.6
7 New Hampshire	16	183	11.4
8 Vermont	16	178	11.1
9 UConn	20	208	10.4
10 Merrimack	17	166	9.8
11 UMass Lowell	18	175	9.7

Team	Games	SOG	SOG/G
1 Boston University	18	602	33.4
2 Providence	18	578	32.1
3 Boston College	18	550	30.6
4 Maine	17	517	30.4
5 Vermont	16	465	29.1
6 Northeastern	18	522	29.0
7 Massachusetts	16	461	28.8
8 UConn	20	567	28.4
9 Merrimack	17	471	27.7
10 New Hampshire	16	434	27.1
11 UMass Lowell	18	479	26.6



SCORING BY PERIOD

GOALS ALLOWED BY PERIOD

Team	1st	2nd	3rd	OT	Total
1 UMass Lowell	12	17	27	1	57
2 Boston University	18	24	14	0	56
Northeastern	19	20	16	1	56
4 Boston College	15	24	15	1	55
5 UConn	19	17	18	0	54
Providence	13	26	14	1	54
7 Maine	14	21	13	1	49
8 Massachusetts	15	10	15	0	40
9 New Hampshire	10	15	11	0	36
Vermont	9	12	14	1	36
11 Merrimack	18	6	10	1	35

Team	1st	2nd	3rd	OT	Total
1 Providence	17	7	13	1	38
2 Boston College	13	19	8	0	40
Northeastern	10	14	15	1	40
4 New Hampshire	13	16	17	0	46
5 Boston University	13	22	13	0	48
Merrimack	16	18	13	1	48
7 Maine	14	15	20	0	49
8 UConn	13	20	15	2	50
9 Massachusetts	21	17	18	0	56
Vermont	17	17	21	1	56
11 UMass Lowell	15	27	14	1	57



SPECIAL TEAMS NET

Team	PPF	SHA	PP NET	PPA	SHF	SH NET	ST NET
1 Northeastern	22	1	+21	11	1	-10	+11
2 Providence	16	0	+16	9	0	-9	+7
3 Boston College	13	1	+12	12	3	-9	+3
Boston University	14	0	+14	15	4	-11	+3
UConn	16	3	+13	13	3	-10	+3
6 UMass Lowell	18	3	+15	19	6	-13	+2
7 New Hampshire	9	3	+6	8	0	-8	-2
8 Merrimack	12	0	+12	16	0	-16	-4
9 Maine	12	2	+10	19	2	-17	-7
Vermont	13	6	+7	15	1	-14	-7
11 Massachusetts	10	4	+6	18	3	-15	-9



Hockey East Overall Scoring Leaders

Scoring

				GP	G-A-P	PPG	PIM	PP	SH	GW	HT	+/-	NHL	
1	Adam Gaudette	NU	JR	F	26	19-20-39	1.50	10/31	8	2	4	1	+8	VAN
2	Dylan Sikura	NU	SR	F	23	13-22-35	1.52	6/12	8	0	2	0	+11	CHI
3	Erik Foley	PC	JR	F	26	13-17-30	1.15	6/12	4	0	2	0	+12	WPG
4	Bobo Carpenter	BU	JR	F	26	16-10-26	1.00	12/24	7	2	3	2	+3	
	Nolan Stevens	NU	SR	F	26	16-10-26	1.00	9/34	8	0	3	2	E	STL
6	Brian Pinho	PC	SR	F	28	11-14-25	0.89	8/24	3	0	0	0	+7	WSH
7	Brett Seney	MC	SR	F	26	9-15-24	0.92	19/38	6	0	1	0	-10	NJD
	Mitchell Fossier	ME	SO	F	26	8-16-24	0.92	5/10	2	0	1	0	+8	
	Chase Pearson	ME	SO	F	27	6-18-24	0.89	11/30	1	0	1	0	+5	DET
10	Jordan Greenway	BU	JR	F	26	8-15-23	0.88	20/40	2	1	1	1	+5	MIN
11	Jace Hennig	MC	SR	F	26	9-13-22	0.85	5/10	5	0	2	0	-1	
	Michael McNicholas	UNH	SR	F	26	5-17-22	0.85	6/12	2	0	0	0	-5	
	Ryan Lohin	UML	SO	F	27	8-14-22	0.81	8/24	2	3	2	0	E	TBL
	Josh Wilkins	PC	SO	F	28	11-11-22	0.79	4/8	3	0	3	0	+7	
15	Patrick Harper	BU	SO	F	20	8-13-21	1.05	3/6	4	0	0	0	+3	NSH
	Eduards Tralmaks	ME	FR	F	26	9-12-21	0.81	9/29	2	0	0	0	+5	
	Brady Tkachuk	BU	FR	F	26	7-14-21	0.81	13/34	2	1	0	0	+11	
	Maxim Letunov	UC	JR	F	29	7-14-21	0.72	4/8	3	0	0	0	+4	SJS
19	Dante Fabbro	BU	SO	D	24	8-12-20	0.83	8/16	3	0	2	1	+7	NSH
	Jeremy Davies	NU	SO	D	24	4-16-20	0.83	10/31	3	0	1	0	+5	NJD
	Shane Bowers	BU	FR	F	26	12-8-20	0.77	5/10	2	0	3	0	+12	COL
	Oliver Chau	UM	FR	F	26	8-12-20	0.77	4/8	3	0	0	0	-5	
23	Chad Kryz	BU	SO	D	24	5-14-19	0.79	6/12	2	0	2	0	+2	CHI
	David Cotton	BC	SO	F	26	7-12-19	0.73	9/18	3	0	2	0	+3	CAR
	Max Gildon	UNH	FR	D	26	7-12-19	0.73	12/24	4	0	2	1	-1	FLA
	Jacob Bryson	PC	SO	D	28	1-18-19	0.68	4/8	0	0	0	0	+11	BUF

Defenseman Scoring

				GP	G-A-P	PPG	PIM	PP	SH	GW	HT	+/-	NHL	
1	Dante Fabbro	BU	SO	D	24	8-12-20	0.83	8/16	3	0	2	1	+7	NSH
	Jeremy Davies	NU	SO	D	24	4-16-20	0.83	10/31	3	0	1	0	+5	NJD
3	Chad Kryz	BU	SO	D	24	5-14-19	0.79	6/12	2	0	2	0	+2	CHI
	Max Gildon	UNH	FR	D	26	7-12-19	0.73	12/24	4	0	2	1	-1	FLA
	Jacob Bryson	PC	SO	D	28	1-18-19	0.68	4/8	0	0	0	0	+11	BUF
6	Jared Kolquist	MC	SR	D	26	4-14-18	0.69	1/2	3	0	0	0	-1	
	Johnny Austin	UC	SR	D	28	4-14-18	0.64	7/14	3	0	2	0	-5	
8	Tommy Panico	UML	SR	D	22	5-12-17	0.77	2/4	1	0	0	0	-1	
	Mario Ferraro	UM	FR	D	26	3-14-17	0.65	7/14	2	0	1	0	+4	SJS
	Ben Mirageas	PC	FR	D	28	8-9-17	0.61	6/23	5	0	2	0	+5	NYI
11	Patrick Holway	ME	SO	D	24	6-10-16	0.67	15/30	2	1	0	0	+7	DET
	Chris Forney	UML	SR	D	26	4-12-16	0.62	9/18	4	0	1	0	+2	
13	Garret Cockerill	NU	SR	D	13	1-14-15	1.15	5/10	0	0	0	0	-2	
	Brady Keeper	ME	FR	D	26	6-9-15	0.58	20/72	2	0	2	0	+11	
15	Casey Fitzgerald	BC	JR	D	25	4-10-14	0.56	10/20	1	0	1	0	-3	BUF
	Benton Maass	UNH	FR	D	26	3-11-14	0.54	1/2	3	0	0	0	-6	WSH
	Tyler Mueller	UML	SR	D	27	4-10-14	0.52	11/22	2	0	0	0	E	

Freshman Scoring

				GP	G-A-P	PPG	PIM	PP	SH	GW	HT	+/-	NHL	
1	Eduards Tralmaks	ME	FR	F	26	9-12-21	0.81	9/29	2	0	0	0	+5	
	Brady Tkachuk	BU	FR	F	26	7-14-21	0.81	13/34	2	1	0	0	+11	
3	Shane Bowers	BU	FR	F	26	12-8-20	0.77	5/10	2	0	3	0	+12	COL
	Oliver Chau	UM	FR	F	26	8-12-20	0.77	4/8	3	0	0	0	-5	
5	Max Gildon	UNH	FR	D	26	7-12-19	0.73	12/24	4	0	2	1	-1	FLA
6	Mitchell Chaffee	UM	FR	F	26	10-8-18	0.69	9/18	3	0	1	0	-3	
7	John Leonard	UM	FR	F	22	7-10-17	0.77	4/8	2	0	2	0	-2	
	Zach Solow	NU	FR	F	26	4-13-17	0.65	4/8	0	0	1	0	+4	
	Mario Ferraro	UM	FR	D	26	3-14-17	0.65	7/14	2	0	1	0	+4	SJS
	Ben Mirageas	PC	FR	D	28	8-9-17	0.61	6/23	5	0	2	0	+5	NYI
11	Alex Esposito	UVM	FR	F	24	7-9-16	0.67	9/18	3	0	0	0	-6	
	Logan Hutsko	BC	FR	F	26	5-11-16	0.62	5/10	2	0	1	0	+7	
13	Charlie Kelleher	UNH	FR	F	24	4-11-15	0.62	4/8	1	0	0	0	+2	
	Brady Keeper	ME	FR	D	26	6-9-15	0.58	20/72	2	0	2	0	+11	
15	Christopher Grando	BC	FR	F	26	5-9-14	0.54	8/16	0	1	2	0	+8	
	Benton Maass	UNH	FR	D	26	3-11-14	0.54	1/2	3	0	0	0	-6	WSH

Hockey East Overall Scoring Leaders

Goal Scoring				GP	G	GPG	Assist Scoring				GP	A	APG
1	Adam Gaudette	NU	JR F	26	19	0.73	1	Dylan Sikura	NU	SR F	23	22	0.96
2	Bobo Carpenter	BU	JR F	26	16	0.62	2	Adam Gaudette	NU	JR F	26	20	0.77
	Nolan Stevens	NU	SR F	26	16	0.62	3	Chase Pearson	ME	SO F	27	18	0.67
4	Ross Colton	UVM	SO F	25	14	0.56		Jacob Bryson	PC	SO D	28	18	0.64
5	Dylan Sikura	NU	SR F	23	13	0.57	5	Michael McNicholas	UNH	SR F	26	17	0.65
	Erik Foley	PC	JR F	26	13	0.50		Erik Foley	PC	JR F	26	17	0.65
7	Shane Bowers	BU	FR F	26	12	0.46	7	Jeremy Davies	NU	SO D	24	16	0.67
8	Graham McPhee	BC	SO F	26	11	0.42		Mitchell Fossier	ME	SO F	26	16	0.62
	Brian Pinho	PC	SR F	28	11	0.39	9	Jordan Greenway	BU	JR F	26	15	0.58
	Josh Wilkins	PC	SO F	28	11	0.39		Brett Seney	MC	SR F	26	15	0.58
	Kasper Björkqvist	PC	SO F	28	11	0.39	11	9 Players Tied With			14		
12	Alexander Payusov	UC	SO F	20	10	0.50							
	Mitchell Chaffee	UM	FR F	26	10	0.38							

Power Play Goals				GP	G	GPG	Power Play Points				GP	G-A-P	PPG
1	Dylan Sikura	NU	SR F	23	8	0.35	1	Adam Gaudette	NU	JR F	26	8-13-21	0.81
	Nolan Stevens	NU	SR F	26	8	0.31	2	Dylan Sikura	NU	SR F	23	8-9-17	0.74
	Adam Gaudette	NU	JR F	26	8	0.31		Brett Seney	MC	SR F	26	6-11-17	0.65
4	Ross Colton	UVM	SO F	25	7	0.28	4	Nolan Stevens	NU	SR F	26	8-6-14	0.54
	Bobo Carpenter	BU	JR F	26	7	0.27		Jared Kolquist	MC	SR D	26	3-11-14	0.54
6	Alexander Payusov	UC	SO F	20	6	0.30	6	Jeremy Davies	NU	SO D	24	3-10-13	0.54
	Brett Seney	MC	SR F	26	6	0.23		Bobo Carpenter	BU	JR F	26	7-6-13	0.50
8	Jace Hennig	MC	SR F	26	5	0.19		Jace Hennig	MC	SR F	26	5-8-13	0.50
	Ben Mirageas	PC	FR D	28	5	0.18		Chris Forney	UML	SR D	26	4-9-13	0.50
10	8 Players Tied With				4			Michael McNicholas	UNH	SR F	26	2-11-13	0.50

Shorthanded Goals				GP	G	GPG	Game-Winning Goals				GP	G	GPG
1	Ryan Lohin	UML	SO F	27	3	0.11	1	Adam Gaudette	NU	JR F	26	4	0.15
2	Bobo Carpenter	BU	JR F	26	2	0.08	2	Shane Eiserman	UNH	SR F	20	3	0.15
	Adam Gaudette	NU	JR F	26	2	0.08		Greg Printz	PC	FR F	20	3	0.15
	Corey Ronan	UC	SR F	27	2	0.07		Connor Wilson	UML	JR F	25	3	0.12
	Colin O'Neill	UML	SO F	27	2	0.07		Ross Colton	UVM	SO F	25	3	0.12
6	17 Players Tied With				1			Bobo Carpenter	BU	JR F	26	3	0.12
								Shane Bowers	BU	FR F	26	3	0.12
								Nolan Stevens	NU	SR F	26	3	0.12
								Josh Wilkins	PC	SO F	28	3	0.11
								Kasper Björkqvist	PC	SO F	28	3	0.11

Plus-Minus				GP	+/-	Hat Tricks				GP	HT
1	Tommy Davis	PC	SR D	28	+18	1	Bobo Carpenter	BU	JR F	26	2
2	Ryan Shea	NU	SO D	26	+14		Nolan Stevens	NU	SR F	26	2
3	Anthony Baxter	UML	FR D	21	+13	3	Alexander Payusov	UC	SO F	20	1
4	Alexis Binner	ME	FR D	25	+12		Niko Rufo	UM	SR F	22	1
	Shane Bowers	BU	FR F	26	+12		Liam Coughlin	UVM	JR F	23	1
	Erik Foley	PC	JR F	26	+12		Dante Fabbro	BU	SO D	24	1
7	Dylan Sikura	NU	SR F	23	+11		Ross Colton	UVM	SO F	25	1
	Brady Tkachuk	BU	FR F	26	+11		Jordan Greenway	BU	JR F	26	1
	Brady Keeper	ME	FR D	26	+11		Max Gildon	UNH	FR D	26	1
	Brandon Duhaimé	PC	SO F	28	+11		Adam Gaudette	NU	JR F	26	1
	Jacob Bryson	PC	SO D	28	+11		Kasper Björkqvist	PC	SO F	28	1

Blocked Shots				GP	BLK	BLK/G	Face-Off Percentage				FW	FL	FO %
1	Dante Fabbro	BU	SO D	24	51	2.12	1	Brandon Duhaimé	PC	SO F	59	37	.615
2	David Drake	UC	SR D	29	49	1.69	2	Jesse Schwartz	UC	SR F	92	60	.605
3	Eric Williams	NU	JR D	26	48	1.85	3	Julius Mattila	BC	SO F	304	213	.588
4	Jake Massie	UVM	SO D	25	47	1.88	4	Bobo Carpenter	BU	JR F	258	181	.588
	Dylan Chanter	UNH	SR D	26	47	1.81	5	Jackson Bales	MC	FR F	30	22	.577
6	Adam Karashik	UC	FR D	22	46	2.09	6	Ludvig Larsson	MC	JR F	259	190	.577
	Derek Pratt	UC	SR D	29	46	1.59	7	Frankie Cefalu	UNH	JR F	66	49	.574
8	Keith Muehlbauer	ME	JR D	27	45	1.67	8	Benjamin Freeman	UC	SO F	213	159	.573
9	Aaron Titcomb	MC	SR D	21	44	2.10	9	Biagio Lerario	NU	SO F	49	37	.570
	Cameron Marks	UNH	SR D	26	44	1.69	10	Aapeli Räsänen	BC	FR F	153	116	.569

Hockey East Overall Goaltending Leaders

Goals Against Average

			GP	Minutes	GA	GAA	Record	SO	Saves	Save %	NHL	
1	Cayden Primeau	NU	FR	22	1280:41	44	2.06	11-5-4	2	504	.920	MTL
2	Christoffer Hernberg	UML	JR	21	1132:28	41	2.17	12-5-0	3	457	.918	
3	Hayden Hawkey	PC	JR	28	1589:07	58	2.19	17-8-2	3	606	.913	MTL
4	Craig Pantano	MC	JR	19	1109:52	43	2.32	7-9-2	1	476	.917	
5	Jeremy Swayman	ME	FR	20	1162:43	48	2.48	11-5-3	1	610	.927	BOS
6	Adam Huska	UC	SO	25	1406:39	59	2.52	8-14-2	0	630	.914	NYR
7	Jake Oettinger	BU	SO	24	1435:35	63	2.63	12-10-2	3	624	.908	DAL
8	Joseph Woll	BC	SO	20	1165:55	52	2.68	10-8-2	0	485	.903	TOR
9	Daniel Tirone	UNH	SR	24	1395:26	63	2.71	9-11-4	4	661	.913	
10	Stefanos Lekkas	UVM	SO	24	1399:48	70	3.00	7-14-3	1	697	.909	
11	Ryan Wischow	UM	SO	13	712:52	36	3.03	7-5-0	0	318	.898	
12	Matt Murray	UM	FR	15	815:23	42	3.09	4-9-1	2	369	.898	

Save Percentage

			GP	Minutes	GA	GAA	Record	SO	Saves	Save %	NHL	
1	Jeremy Swayman	ME	FR	20	1162:43	48	2.48	11-5-3	1	610	.927	BOS
2	Cayden Primeau	NU	FR	22	1280:41	44	2.06	11-5-4	2	504	.920	MTL
3	Christoffer Hernberg	UML	JR	21	1132:28	41	2.17	12-5-0	3	457	.918	
4	Craig Pantano	MC	JR	19	1109:52	43	2.32	7-9-2	1	476	.917	
5	Adam Huska	UC	SO	25	1406:39	59	2.52	8-14-2	0	630	.914	NYR
6	Daniel Tirone	UNH	SR	24	1395:26	63	2.71	9-11-4	4	661	.913	
7	Hayden Hawkey	PC	JR	28	1589:07	58	2.19	17-8-2	3	606	.913	MTL
8	Stefanos Lekkas	UVM	SO	24	1399:48	70	3.00	7-14-3	1	697	.909	
9	Jake Oettinger	BU	SO	24	1435:35	63	2.63	12-10-2	3	624	.908	DAL
10	Joseph Woll	BC	SO	20	1165:55	52	2.68	10-8-2	0	485	.903	TOR
11	Ryan Wischow	UM	SO	13	712:52	36	3.03	7-5-0	0	318	.898	
12	Matt Murray	UM	FR	15	815:23	42	3.09	4-9-1	2	369	.898	

Saves

			GP	SVS/G	Saves	Shutouts		GP	Shutouts		
1	Stefanos Lekkas	UVM	SO	24	29.0	697	1 Daniel Tirone	UNH	SR	24	4
2	Daniel Tirone	UNH	SR	24	27.5	661	2 Christoffer Hernberg	UML	JR	21	3
3	Adam Huska	UC	SO	25	25.2	630	Jake Oettinger	BU	SO	24	3
4	Jake Oettinger	BU	SO	24	26.0	624	Hayden Hawkey	PC	JR	28	3
5	Jeremy Swayman	ME	FR	20	30.5	610	5 Matt Murray	UM	FR	15	2
6	Hayden Hawkey	PC	JR	28	21.6	606	Cayden Primeau	NU	FR	22	2
7	Cayden Primeau	NU	FR	22	22.9	504	7 Max Prawdzik	BU	JR	3	1
8	Joseph Woll	BC	SO	20	24.2	485	Ryan Edquist	BC	SO	8	1
9	Craig Pantano	MC	JR	19	25.1	476	Tyler Wall	UML	SO	10	1
10	Christoffer Hernberg	UML	JR	21	21.8	457	Craig Pantano	MC	JR	19	1
11	Matt Murray	UM	FR	15	24.6	369	Jeremy Swayman	ME	FR	20	1
12	Ryan Wischow	UM	SO	13	24.5	318	Stefanos Lekkas	UVM	SO	24	1
13	Rob McGovern	ME	JR	8	28.6	229					
14	Tyler Wall	UML	SO	10	20.8	208					
15	Drew Vogler	MC	JR	8	25.1	201					
16	Ryan Edquist	BC	SO	8	22.1	177					
17	Tanner Creel	UC	SR	8	17.1	137					
18	Ryan Ruck	NU	JR	6	21.2	127					
19	Tyler Harmon	UVM	FR	4	16.2	65					
20	Max Prawdzik	BU	JR	3	17.7	53					

Hockey East Overall Team Stats

TEAM OFFENSE

TEAM DEFENSE



Team	Games	Goals	G/GM
1 Northeastern	26	91	3.50
2 Maine	27	89	3.30
3 Boston University	26	84	3.23
4 Providence	28	89	3.18
5 UMass Lowell	27	83	3.07
6 New Hampshire	26	73	2.81
7 Boston College	26	72	2.77
8 Massachusetts	26	69	2.65
9 UConn	29	73	2.52
10 Merrimack	26	59	2.27
11 Vermont	26	57	2.19

Team	Games	Goals	G/GM
1 Providence	28	62	2.21
2 Northeastern	26	60	2.31
3 UConn	29	79	2.72
4 Boston College	26	71	2.73
Boston University	26	71	2.73
6 New Hampshire	26	72	2.77
7 UMass Lowell	27	76	2.81
8 Merrimack	26	75	2.88
9 Maine	27	80	2.96
10 Vermont	26	82	3.15
11 Massachusetts	26	84	3.23



POWER PLAY

PENALTY KILL

Team	Totals	SHA	PP %
1 Northeastern	32/119	1	26.9
2 Merrimack	24/110	0	21.8
3 Boston University	25/115	1	21.7
4 UConn	24/121	3	19.8
5 Maine	19/101	2	18.8
6 Boston College	19/104	2	18.3
Vermont	19/104	6	18.3
8 UMass Lowell	22/126	4	17.5
9 Providence	24/138	0	17.4
10 New Hampshire	18/104	3	17.3
11 Massachusetts	17/112	4	15.2

Team	Totals	SHF	PK %
1 New Hampshire	99/113	0	87.6
2 Providence	107/123	0	87.0
3 UConn	100/120	4	83.3
4 Boston College	100/124	4	80.6
5 Massachusetts	99/123	3	80.5
6 Vermont	78/98	2	79.6
7 Northeastern	69/87	2	79.3
8 UMass Lowell	84/107	6	78.5
9 Boston University	86/110	4	78.2
10 Merrimack	79/104	0	76.0
11 Maine	96/127	3	75.6



PENALTY MINUTES

SHOTS ON GOAL

Team	Games	PIM	PIM/G
1 Maine	27	420	15.6
2 Boston University	26	385	14.8
3 Providence	28	381	13.6
4 Boston College	26	352	13.5
5 Vermont	26	303	11.7
6 Massachusetts	26	298	11.5
7 Northeastern	26	297	11.4
8 Merrimack	26	282	10.8
9 New Hampshire	26	281	10.8
10 UConn	29	299	10.3
11 UMass Lowell	27	263	9.7

Team	Games	SOG	SOG/G
1 Boston University	26	889	34.2
2 Providence	28	873	31.2
3 Northeastern	26	808	31.1
4 Boston College	26	777	29.9
5 Maine	27	806	29.9
6 New Hampshire	26	773	29.7
7 Vermont	26	762	29.3
8 UConn	29	832	28.7
9 Merrimack	26	733	28.2
10 Massachusetts	26	728	28.0
11 UMass Lowell	27	736	27.3



SCORING BY PERIOD

GOALS ALLOWED BY PERIOD

Team	1st	2nd	3rd	OT	Total
1 Northeastern	30	34	26	1	91
2 Maine	26	37	25	1	89
Providence	28	35	24	2	89
4 Boston University	29	30	24	1	84
5 UMass Lowell	17	30	35	1	83
6 UConn	21	26	26	0	73
New Hampshire	21	30	22	0	73
8 Boston College	18	31	22	1	72
9 Massachusetts	27	17	25	0	69
10 Merrimack	26	11	21	1	59
11 Vermont	16	19	20	2	57

Team	1st	2nd	3rd	OT	Total
1 Northeastern	12	23	23	2	60
2 Providence	24	17	20	1	62
3 Boston College	22	29	20	0	71
Boston University	21	32	18	0	71
5 New Hampshire	20	23	28	1	72
6 Merrimack	24	28	22	1	75
7 UMass Lowell	21	39	14	2	76
8 UConn	28	23	26	2	79
9 Maine	27	23	30	0	80
10 Vermont	26	24	30	2	82
11 Massachusetts	28	26	30	0	84



SPECIAL TEAMS NET

Team	PPF	SHA	PP NET	PPA	SHF	SH NET	ST NET
1 Northeastern	32	1	+31	18	2	-16	+15
2 Providence	24	0	+24	16	0	-16	+8
3 UConn	24	3	+21	20	4	-16	+5
4 Boston University	25	1	+24	24	4	-20	+4
5 UMass Lowell	22	4	+18	23	6	-17	+1
New Hampshire	18	3	+15	14	0	-14	+1
7 Merrimack	24	0	+24	25	0	-25	-1
8 Boston College	19	2	+17	24	4	-20	-3
9 Vermont	19	6	+13	20	2	-18	-5
10 Massachusetts	17	4	+13	24	3	-21	-8
11 Maine	19	2	+17	31	3	-28	-11



National Category Leaders

Points Per Game

		GP	G-A-P	P/GM
1 Dylan Sikura (CHI)	Northeastern	SR F 23	13-22-35	1.52
2 Dylan McLaughlin	Canisius	JR F 25	14-24-38	1.52
3 Nick Halloran	Colorado College	SO F 26	16-23-39	1.50
Adam Gaudette (VAN)	Northeastern	JR F 26	19-20-39	1.50
5 Henrik Borgström (FLA)	Denver	SO F 25	16-20-36	1.44
6 Tanner Laczynski (PHI)	Ohio State	SO F 26	12-24-36	1.38
Brady Ferguson	Robert Morris	SR F 26	12-24-36	1.38
8 Ryan Donato (BOS)	Harvard	JR F 21	20-9-29	1.38
9 Wade Allison (PHI)	Western Michigan	SO F 22	15-15-30	1.36
10 David Pope (DET)	Omaha	SR F 26	16-19-35	1.35
11 Mason Bergh	Colorado College	JR F 26	15-19-34	1.31
12 Max Véronneau	Princeton	JR F 20	9-16-25	1.25
Colt Conrad	Western Michigan	JR F 20	9-16-25	1.25
14 Dylan Gambrell (SJS)	Denver	JR F 26	10-22-32	1.23
15 Cooper Marody (PHI)	Michigan	JR F 26	9-22-31	1.19
C.J. Suess (WPG)	Minnesota State	SR F 26	14-17-31	1.19
Jake Evans (MTL)	Notre Dame	SR F 26	9-22-31	1.19
18 Sheldon Rempal	Clarkson	SO F 26	18-12-30	1.15
Troy Terry (ANA)	Denver	JR F 26	11-19-30	1.15
Taro Hirose	Michigan State	SO F 26	9-21-30	1.15
Erik Foley (WPG)	Providence	JR F 26	13-17-30	1.15
22 Andrew Sturtz	Penn State	JR F 27	11-20-31	1.15
23 Alex Tonge	Robert Morris	JR F 26	11-18-29	1.12
24 Scott Pooley	Holy Cross	SR F 28	18-13-31	1.11
25 Ryan Kuffner	Princeton	JR F 20	13-9-22	1.10

Goals Against Average

		Minutes	GA	GAA
1 Matthew Galajda	Cornell	FR 1023:45	26	1.52
2 Jake Kielly	Clarkson	SO 1507:43	40	1.59
3 Cale Morris	Notre Dame	SO 1341:51	36	1.61
4 Connor LaCouvee	Minnesota State	SR 941:37	28	1.78
5 Colton Point (DAL)	Colgate	SO 1393:34	42	1.81
6 Tanner Jaillet	Denver	SR 1451:30	48	1.98
7 Sean Romeo	Ohio State	JR 1384:22	46	1.99
8 Dávid Hrenák	St. Cloud State	FR 648:34	22	2.04
9 Cayden Primeau (MTL)	Northeastern	FR 1280:41	44	2.06
10 Cam Johnson	North Dakota	SR 1151:34	41	2.14
11 Michael Bitzer	Bemidji State	SR 1623:30	58	2.14
12 Christoffer Hernberg	UMass Lowell	JR 1132:28	41	2.17
13 Darion Hanson	Union	FR 743:11	27	2.18
14 Hayden Hawkey (MTL)	Providence	JR 1589:07	58	2.19
15 Ryan Bednard (FLA)	Bowling Green	SO 1033:16	39	2.26
16 Merrick Madsen (ARI)	Harvard	SR 922:33	35	2.28
17 Hunter Shepard	Minnesota Duluth	SO 1438:02	55	2.29
18 Craig Pantano	Merrimack	JR 1109:52	43	2.32
19 Stefano Durante	American International	FR 1032:12	41	2.38
20 Andrew Shortridge	Quinnipiac	SO 1142:15	46	2.42
21 Paul Berrafato	Holy Cross	SR 1703:59	69	2.43
22 Jared Dempsey	Army West Point	FR 540:56	22	2.44
23 Luke Kania	Brown	FR 707:46	29	2.46
24 Billy Christopoulos	Air Force	JR 1561:48	64	2.46
25 Jeremy Swayman (BOS)	Maine	FR 1162:43	48	2.48

Points Per Game (Defensemen)

		GP	G-A-P	P/GM
1 Alec Rauhauser	Bowling Green	SO D 30	7-24-31	1.03
2 Jimmy Schuldt	St. Cloud State	JR D 24	6-17-23	0.96
3 Scott Perunovich	Minnesota Duluth	FR D 26	6-18-24	0.92
Daniel Brickley	Minnesota State	JR D 26	7-17-24	0.92
5 Louie Belpedio (MIN)	Miami	SR D 24	9-13-22	0.92
6 Noah Delmas	Niagara	SO D 28	3-22-25	0.89
7 Corey Schueneman	Western Michigan	JR D 24	3-18-21	0.88
8 Josh Teves	Princeton	JR D 20	2-15-17	0.85
9 Zach Frye	Alaska	SR D 25	7-14-21	0.84
10 Dante Fabbro (NSH)	Boston University	SO D 24	8-12-20	0.83
Jeremy Davies (NJD)	Northeastern	SO D 24	4-16-20	0.83
Philip Beaulieu	Northern Michigan	SO D 30	8-17-25	0.83
13 Grant Hutton	Miami	JR D 23	9-10-19	0.83
14 Terrance Amorosa (PHI)	Clarkson	SR D 26	6-15-21	0.81
Ian Mitchell (CHI)	Denver	FR D 26	2-19-21	0.81
16 Chad Kryz (CHI)	Boston University	SO D 24	5-14-19	0.79
17 Christian Wolanin (OTT)	North Dakota	JR D 28	8-14-22	0.79
Trevor Hamilton	Penn State	SR D 28	4-18-22	0.79
19 Tommy Panico	UMass Lowell	SR D 22	5-12-17	0.77
20 Kelly Summers (OTT)	Clarkson	SR D 26	3-17-20	0.77
Jordan Gross	Notre Dame	SR D 26	6-14-20	0.77

Save Percentage

		Saves	GA	Save %
1 Cale Morris	Notre Dame	SO 709	36	.952
2 Colton Point (DAL)	Colgate	SO 720	42	.945
3 Jake Kielly	Clarkson	SO 628	40	.940
4 Matthew Galajda	Cornell	FR 392	26	.938
5 Jeremy Swayman (BOS)	Maine	FR 610	48	.927
6 Sean Romeo	Ohio State	JR 584	46	.927
7 Dávid Hrenák	St. Cloud State	FR 279	22	.927
8 Tanner Jaillet	Denver	SR 590	48	.925
9 Paul Berrafato	Holy Cross	SR 840	69	.924
10 Jared Dempsey	Army West Point	FR 263	22	.923
11 Cayden Primeau (MTL)	Northeastern	FR 504	44	.920
12 Merrick Madsen (ARI)	Harvard	SR 400	35	.920
13 Luke Kania	Brown	FR 328	29	.919
14 Christoffer Hernberg	UMass Lowell	JR 457	41	.918
15 Brandon Wildung	Mercyhurst	SR 777	70	.917
16 Craig Pantano	Merrimack	JR 476	43	.917
17 Connor LaCouvee	Minnesota State	SR 302	28	.915
18 Adam Huska (NYR)	UConn	SO 630	59	.914
19 Hunter Shepard	Minnesota Duluth	SO 582	55	.914
20 Francis Marotte	Robert Morris	SO 592	56	.914

Points Per Game (Freshmen)

		GP	G-A-P	P/GM
1 Odeen Tufto	Quinnipiac	F 25	5-22-27	1.08
2 Mitchell Lewandowski	Michigan State	F 26	15-13-28	1.08
3 Jake Jaremko	Minnesota State	F 26	8-17-25	0.96
4 Scott Perunovich	Minnesota Duluth	D 26	6-18-24	0.92
5 Jack Jacome	Clarkson	F 24	6-16-22	0.92
6 Casey Mittelstadt (BUF)	Minnesota	F 26	8-14-22	0.85
7 Luke Santerno	Bentley	F 25	9-12-21	0.84
8 Brandon Kruse	Bowling Green	F 30	6-19-25	0.83
9 Brady Tkachuk	Boston University	F 26	7-14-21	0.81
Ian Mitchell (CHI)	Denver	D 26	2-19-21	0.81
Eduards Tralmaks	Maine	F 26	9-12-21	0.81
12 Marc Johnstone	Sacred Heart	F 25	7-13-20	0.80
13 Cameron Wright	Bowling Green	F 27	9-12-21	0.78
14 John Leonard	Massachusetts	F 22	7-10-17	0.77
Matt Tugnutt	Sacred Heart	F 22	5-12-17	0.77
16 Shane Bowers (COL)	Boston University	F 26	12-8-20	0.77
Josh Dickinson	Clarkson	F 26	12-8-20	0.77
Oliver Chau	Massachusetts	F 26	8-12-20	0.77
19 Brennan Kapcheck	American International	D 28	6-15-21	0.75
20 Max Gildon (FLA)	New Hampshire	D 26	7-12-19	0.73
Linus Weissbach (BUF)	Wisconsin	F 26	8-11-19	0.73

Winning Percentage

		W-L-T	Win %
1 Cale Morris	Notre Dame	SO 19-3-0	.864
2 Matthew Galajda	Cornell	FR 14-2-1	.853
3 Connor LaCouvee	Minnesota State	SR 13-3-0	.812
4 Jake Kielly	Clarkson	SO 18-4-3	.780
5 Darion Hanson	Union	FR 10-3-0	.769
6 Jeff Smith	St. Cloud State	JR 9-2-3	.750
7 Atte Tolvanen	Northern Michigan	JR 15-5-1	.738
8 Christoffer Hernberg	UMass Lowell	JR 12-5-0	.706
9 Sean Romeo	Ohio State	JR 14-5-4	.696
10 Hayden Hawkey (MTL)	Providence	JR 17-8-2	.667
Tanner Jaillet	Denver	SR 13-5-6	.667
12 Jeremy Swayman (BOS)	Maine	FR 11-5-3	.658
13 Cayden Primeau (MTL)	Northeastern	FR 11-5-4	.650
14 Ryan Bednard (FLA)	Bowling Green	SO 9-4-4	.647
15 Michael Bitzer	Bemidji State	SR 14-7-6	.630
16 Eric Dop	Bowling Green	FR 7-4-2	.615
17 Hunter Shepard	Minnesota Duluth	SO 14-9-1	.604
18 Evan Weninger	Omaha	JR 12-8-0	.600
Jason Pawloski	Minnesota State	JR 6-4-0	.600
Dávid Hrenák	St. Cloud State	FR 6-4-0	.600

National Category Leaders

Goals Per Game

			GP	G	G/GM	
1	Ryan Donato (BOS)	Harvard	JR F	21	20	0.95
2	Adam Gaudette (VAN)	Northeastern	JR F	26	19	0.73
3	Sheldon Rempal	Clarkson	SO F	26	18	0.69
4	Wade Allison (PHI)	Western Michigan	SO F	22	15	0.68
5	Ryan Kuffner	Princeton	JR F	20	13	0.65
6	Scott Pooley	Holy Cross	SR F	28	18	0.64
7	Henrik Borgström (FLA)	Denver	SO F	25	16	0.64
	Erik Brown	RIT	JR F	25	16	0.64
9	Bobo Carpenter	Boston University	JR F	26	16	0.62
	Nick Halloran	Colorado College	SO F	26	16	0.62
	David Pope (DET)	Omaha	SR F	26	16	0.62
	Nolan Stevens (STL)	Northeastern	SR F	26	16	0.62
13	Josh Kestner	Alabama Huntsville	SR F	28	17	0.61
14	Tanner Lomsnes	Niagara	JR F	22	13	0.59
15	Mason Bergh	Colorado College	JR F	26	15	0.58
	Tony Calderone	Michigan	SR F	26	15	0.58
	Mitchell Lewandowski	Michigan State	FR F	26	15	0.58
18	Anthony Angello (PIT)	Cornell	JR F	21	12	0.57
19	Robbie Payne	Northern Michigan	SR F	30	17	0.57
20	Dylan Sikura (CHI)	Northeastern	SR F	23	13	0.57
21	Michael Wilson	Army West Point	SO F	25	14	0.56
	Dylan McLaughlin	Canisius	JR F	25	14	0.56
	Ross Colton (TBL)	Vermont	SO F	25	14	0.56
24	David Hallisey	Princeton	SR F	20	11	0.55
25	Vito Bavaro	Sacred Heart	SO F	24	13	0.54

Assists Per Game

			GP	A	A/GM	
1	Dylan McLaughlin	Canisius	JR F	25	24	0.96
2	Dylan Sikura (CHI)	Northeastern	SR F	23	22	0.96
3	Tanner Laczynski (PHI)	Ohio State	SO F	26	24	0.92
	Brady Ferguson	Robert Morris	SR F	26	24	0.92
5	Nick Halloran	Colorado College	SO F	26	23	0.88
6	Odeen Tufto	Quinnipiac	FR F	25	22	0.88
7	Dylan Gambrell (SJS)	Denver	JR F	26	22	0.85
	Cooper Marody (PHI)	Michigan	JR F	26	22	0.85
	Jake Evans (MTL)	Notre Dame	SR F	26	22	0.85
10	Adam Rockwood	Northern Michigan	JR F	30	25	0.83
11	Taro Hirose	Michigan State	SO F	26	21	0.81
12	Alec Rauhauser	Bowling Green	SO D	30	24	0.80
	Henrik Borgström (FLA)	Denver	SO F	25	20	0.80
	Max Véronneau	Princeton	JR F	20	16	0.80
	Colt Conrad	Western Michigan	JR F	20	16	0.80
16	Noah Delmas	Niagara	SO D	28	22	0.79
17	Trey Bradley	Colorado College	JR F	26	20	0.77
	Adam Gaudette (VAN)	Northeastern	JR F	26	20	0.77
	Matthew Weis	Ohio State	SR F	26	20	0.77
20	Corey Schueneman	Western Michigan	JR D	24	18	0.75
	Josh Teves	Princeton	JR D	20	15	0.75
22	Andrew Sturtz	Penn State	JR F	27	20	0.74
23	Devin Brosseau	Clarkson	SO F	26	19	0.73
	Mason Bergh	Colorado College	JR F	26	19	0.73
	Troy Terry (ANA)	Denver	JR F	26	19	0.73
	Ian Mitchell (CHI)	Denver	FR D	26	19	0.73
	David Pope (DET)	Omaha	SR F	26	19	0.73
	Hugh McGing	Western Michigan	SO F	26	19	0.73

Power Play Goals

			GP	PPG/G	PPG	
1	David Pope (DET)	Omaha	SR F	26	0.38	10
2	Dylan Sikura (CHI)	Northeastern	SR F	23	0.35	8
	Mason Bergh	Colorado College	JR F	26	0.31	8
	Jarid Lukosevicius	Denver	JR F	26	0.31	8
	Nolan Stevens (STL)	Northeastern	SR F	26	0.31	8
	Adam Gaudette (VAN)	Northeastern	JR F	26	0.31	8
	Scott Pooley	Holy Cross	SR F	28	0.29	8
8	Grant Hutton	Miami	JR D	23	0.30	7
	Michael Wilson	Army West Point	SO F	25	0.28	7
	Mason Jobst	Ohio State	JR F	25	0.28	7
	Ross Colton (TBL)	Vermont	SO F	25	0.28	7
	Bobo Carpenter	Boston University	JR F	26	0.27	7
	Troy Terry (ANA)	Denver	JR F	26	0.27	7
	Mitchell Lewandowski	Michigan State	FR F	26	0.27	7
	Kyle Schmidt	Bentley	SR F	27	0.26	7

Game-Winning Goals

			GP	GWG	
1	Anthony Angello (PIT)	Cornell	JR F	21	5
	Nick Hutchison	Canisius	SO F	26	5
	Peter Krieger	Minnesota Duluth	JR F	28	5
	Darien Craighead	Northern Michigan	SO F	29	5
5	Andrew Oglevie	Notre Dame	JR F	22	4
	Easton Brodzinski	St. Cloud State	FR F	22	4
	Ryan Schmelzer	Canisius	SR F	26	4
	Sheldon Rempal	Clarkson	SO F	26	4
	Mitchell Lewandowski	Michigan State	FR F	26	4
	Adam Gaudette (VAN)	Northeastern	JR F	26	4
	Jake Evans (MTL)	Notre Dame	SR F	26	4
	Sebastian Vidmar	Union	JR F	26	4
	Anthony Rinaldi	Union	SO F	26	4
	Coale Norris	Ferris State	FR F	28	4
	Tyler Sheehy	Minnesota	JR F	28	4
	Derian Plouffe	Niagara	SR F	28	4

Shorthanded Goals

			GP	SHG/G	SHG	
1	Joe Snively	Yale	JR F	21	0.14	3
	Ryan Lohin (TBL)	UMass Lowell	SO F	27	0.11	3
	Andrew Sturtz	Penn State	JR F	27	0.11	3
	Kyle Bauman	Bemidji State	SR F	28	0.11	3
	Derian Plouffe	Niagara	SR F	28	0.11	3
	Troy Loggins	Northern Michigan	JR F	30	0.10	3
7	18 Players Tied With					2

National Team Leaders

TEAM SCORING

SCORING OFFENSE	GP	Goals	G/GM
1 Minnesota State	26	97	3.73
2 Penn State	28	104	3.71
3 Omaha	26	96	3.69
4 St. Cloud State	24	88	3.67
5 Western Michigan	26	93	3.58
6 Denver	26	91	3.50
Northeastern	26	91	3.50
8 Clarkson	26	88	3.38
9 Cornell	21	71	3.38
10 Maine	27	89	3.30
11 Wisconsin	29	94	3.24
12 Boston University	26	84	3.23
13 Michigan	26	83	3.19
14 Providence	28	89	3.18
15 Canisius	26	82	3.15
16 Mercyhurst	27	85	3.15
17 Miami	24	75	3.12
18 Ohio State	26	81	3.12
19 Princeton	20	62	3.10
20 UMass Lowell	27	83	3.07
21 Michigan Tech	29	89	3.07
22 Bowling Green	30	92	3.07
23 Colorado College	26	79	3.04
Notre Dame	26	79	3.04
25 Minnesota Duluth	28	85	3.04
Union	28	85	3.04
27 Northern Michigan	30	91	3.03
28 Bemidji State	28	84	3.00
Robert Morris	26	78	3.00
30 Harvard	21	61	2.90
31 Holy Cross	28	81	2.89
32 Alaska	26	75	2.88
33 North Dakota	28	80	2.86
34 RIT	25	71	2.84
35 Niagara	28	79	2.82
36 New Hampshire	26	73	2.81
37 Boston College	26	72	2.77
38 Sacred Heart	25	69	2.76
39 Air Force	27	73	2.70
40 Quinnipiac	25	67	2.68
41 Yale	21	56	2.67
42 Massachusetts	26	69	2.65
43 Minnesota	30	77	2.57
44 Bentley	27	69	2.56
45 American International	28	71	2.54
46 UConn	29	73	2.52
47 Army West Point	25	61	2.44
48 Michigan State	26	62	2.38
49 Ferris State	30	70	2.33
50 Alabama Huntsville	28	65	2.32
51 Merrimack	26	59	2.27
52 Dartmouth	22	49	2.23
53 Colgate	26	57	2.19
St. Lawrence	26	57	2.19
Vermont	26	57	2.19
56 Rensselaer	27	59	2.19
57 Arizona State	28	61	2.18
58 Brown	22	47	2.14
59 Lake Superior State	30	64	2.13
60 Alaska Anchorage	26	47	1.81

TEAM DEFENSE

SCORING DEFENSE	GP	Goals	G/GM
1 Cornell	21	30	1.43
2 Clarkson	26	40	1.54
3 Notre Dame	26	51	1.96
4 Ohio State	26	54	2.08
5 Colgate	26	57	2.19
Denver	26	57	2.19
Minnesota State	26	57	2.19
8 Providence	28	62	2.21
9 Northeastern	26	60	2.31
10 North Dakota	28	65	2.32
11 Bemidji State	28	67	2.39
12 Minnesota Duluth	28	69	2.46
13 Minnesota	30	74	2.47
14 Harvard	21	52	2.48
15 Bowling Green	30	76	2.53
16 St. Cloud State	24	61	2.54
17 Air Force	27	70	2.59
18 Holy Cross	28	74	2.64
19 Union	28	76	2.71
Yale	21	57	2.71
21 Army West Point	25	68	2.72
22 UConn	29	79	2.72
23 Boston College	26	71	2.73
Boston University	26	71	2.73
25 Michigan Tech	29	80	2.76
26 Northern Michigan	30	83	2.77
27 New Hampshire	26	72	2.77
28 Quinnipiac	25	70	2.80
29 UMass Lowell	27	76	2.81
30 Wisconsin	29	83	2.86
31 Merrimack	26	75	2.88
32 Brown	22	64	2.91
33 Maine	27	80	2.96
34 Canisius	26	78	3.00
35 Mercyhurst	27	82	3.04
36 Robert Morris	26	80	3.08
37 Ferris State	30	93	3.10
38 Alabama Huntsville	28	87	3.11
American International	28	87	3.11
40 Penn State	28	88	3.14
41 Michigan	26	82	3.15
Michigan State	26	82	3.15
Vermont	26	82	3.15
44 Dartmouth	22	70	3.18
45 Bentley	27	86	3.19
46 Alaska	26	83	3.19
47 Massachusetts	26	84	3.23
48 Niagara	28	91	3.25
Princeton	20	65	3.25
50 Colorado College	26	85	3.27
51 St. Lawrence	26	88	3.38
52 RIT	25	85	3.40
53 Miami	24	82	3.42
54 Western Michigan	26	89	3.42
55 Rensselaer	27	93	3.44
56 Arizona State	28	100	3.57
57 Sacred Heart	25	90	3.60
58 Lake Superior State	30	110	3.67
59 Alaska Anchorage	26	96	3.69
60 Omaha	26	100	3.85



National Team Leaders

POWER PLAY

POWER PLAY	Totals	SHA	PP%
1 Miami	30/108	1	27.8
2 Minnesota State	33/122	2	27.0
3 Northeastern	32/119	1	26.9
4 Omaha	32/120	3	26.7
5 Clarkson	30/115	2	26.1
6 Denver	31/122	0	25.4
7 Minnesota Duluth	26/108	1	24.1
8 Bemidji State	25/107	3	23.4
9 Western Michigan	31/136	3	22.8
10 Princeton	17/75	2	22.7
11 Canisius	24/106	1	22.6
12 Mercyhurst	28/127	6	22.0
13 Bentley	27/123	3	22.0
14 Merrimack	24/110	0	21.8
15 Boston University	25/115	1	21.7
St. Cloud State	25/115	4	21.7
17 Notre Dame	19/88	1	21.6
18 Ohio State	22/106	1	20.8
Penn State	22/106	5	20.8
20 Bowling Green	28/136	1	20.6
21 Union	25/122	1	20.5
22 Robert Morris	27/132	2	20.5
23 Michigan State	21/103	3	20.4
24 North Dakota	23/115	1	20.0
Wisconsin	22/110	3	20.0
26 UConn	24/121	3	19.8
27 Michigan Tech	27/142	3	19.0
Northern Michigan	27/142	2	19.0
29 Niagara	22/116	2	19.0
30 Maine	19/101	2	18.8
31 Colorado College	26/141	2	18.4
32 Boston College	19/104	2	18.3
Vermont	19/104	6	18.3
34 St. Lawrence	17/96	2	17.7
35 Lake Superior State	21/120	4	17.5
36 UMass Lowell	22/126	4	17.5
37 Providence	24/138	0	17.4
38 Army West Point	18/104	2	17.3
New Hampshire	18/104	3	17.3
40 RIT	15/87	1	17.2
41 Cornell	15/90	0	16.7
42 Ferris State	22/136	4	16.2
43 Quinnipiac	15/94	0	16.0
44 American International	17/107	4	15.9
45 Harvard	12/78	1	15.4
46 Massachusetts	17/112	4	15.2
47 Michigan	15/100	2	15.0
48 Colgate	14/94	0	14.9
49 Holy Cross	16/109	0	14.7
50 Alabama Huntsville	19/135	5	14.1
51 Brown	12/86	2	14.0
52 Dartmouth	11/81	2	13.6
53 Air Force	15/111	6	13.5
54 Sacred Heart	13/98	6	13.3
55 Minnesota	16/123	3	13.0
56 Rensselaer	15/116	4	12.9
57 Arizona State	14/110	1	12.7
58 Alaska	15/132	0	11.4
59 Alaska Anchorage	12/109	3	11.0
60 Yale	8/82	2	9.8

PENALTY KILL

PENALTY KILL	Totals	SHF	PK%
1 Ohio State	89/98	1	90.8
2 Bemidji State	81/91	3	89.0
3 Army West Point	100/113	2	88.5
4 New Hampshire	99/113	0	87.6
5 Notre Dame	77/88	3	87.5
6 Providence	107/123	0	87.0
7 Clarkson	100/115	2	87.0
8 Minnesota State	100/116	3	86.2
9 Cornell	64/75	0	85.3
10 Niagara	106/125	6	84.8
11 Quinnipiac	85/101	1	84.2
12 Penn State	79/94	4	84.0
13 Denver	71/85	2	83.5
14 Air Force	96/115	1	83.5
15 Canisius	100/120	4	83.3
UConn	100/120	4	83.3
17 Colgate	84/101	0	83.2
18 Harvard	64/77	3	83.1
19 Northern Michigan	107/129	6	82.9
20 Sacred Heart	92/111	3	82.9
21 Wisconsin	96/116	3	82.8
22 Mercyhurst	95/115	5	82.6
23 Dartmouth	61/74	2	82.4
24 Minnesota	96/117	3	82.1
25 Holy Cross	86/105	1	81.9
26 Western Michigan	125/153	2	81.7
27 Arizona State	102/125	2	81.6
28 North Dakota	93/114	0	81.6
29 Alaska	108/133	0	81.2
30 Princeton	60/74	0	81.1
31 Minnesota Duluth	98/121	3	81.0
32 Boston College	100/124	4	80.6
Yale	75/93	6	80.6
34 Brown	79/98	0	80.6
35 Bowling Green	124/154	4	80.5
36 Massachusetts	99/123	3	80.5
RIT	99/123	0	80.5
38 St. Cloud State	70/87	3	80.5
39 Alabama Huntsville	108/135	4	80.0
40 Michigan State	71/89	2	79.8
41 Vermont	78/98	2	79.6
42 Northeastern	69/87	2	79.3
43 Ferris State	122/154	3	79.2
44 Union	80/101	1	79.2
45 Omaha	99/125	1	79.2
46 Lake Superior State	115/146	2	78.8
47 Rensselaer	88/112	1	78.6
48 UMass Lowell	84/107	6	78.5
49 Boston University	86/110	4	78.2
50 Miami	84/108	2	77.8
51 Bentley	90/116	3	77.6
52 American International	93/120	2	77.5
53 Alaska Anchorage	99/129	1	76.7
54 Michigan Tech	89/116	0	76.7
55 Michigan	77/101	3	76.2
56 Merrimack	79/104	0	76.0
57 Robert Morris	87/115	4	75.7
58 Maine	96/127	3	75.6
59 St. Lawrence	93/125	3	74.4
60 Colorado College	81/111	0	73.0

