

*2016 HOCKEY EAST  
FROZEN FOUR  
MEDIA INFORMATION*



**FOR IMMEDIATE RELEASE: APRIL 4, 2016**

**Boston College vs. Quinnipiac - Thu. 4/7 at Amalie Arena (Tampa, Fla.)**

- Boston College advanced to its 12th Frozen Four under **Jerry York's** guidance, after defeating Harvard (4-1) and Minnesota Duluth (3-2) at the DCU Center in Worcester to advance out of the Northeast Regional.
- This is Boston College's 25th Frozen Four appearance, the most by any individual program in NCAA history. The Eagles are 11-13 in the Frozen Four and have won five out of the last six games in the semifinal round.
- The Eagles have the best faceoff percentage of any remaining team, winning draws at a 55.2% clip. They also led the NCAA in 2015-16 with 53 first period goals.
- Boston College boasts the best record against 2016 NCAA Tournament teams of the remaining four programs, going 11-4-3 against the squads in the original 16-team field.
- The Eagles defeated Harvard in the regional semifinal game, 4-1. Sophomore **Alex Tuch** (Baldwinsville, N.Y.) and junior **Austin Cangelosi** (Estero, Fla.) each netted two goals in that game to help lift the Eagles over the Crimson.
- Captain **Teddy Doherty** (Hopkinton, Mass.) found the back of the net twice to open the scoring against Minnesota Duluth in the Northeast Regional Final. His offensive outburst pushed the Eagles to a 3-2 victory and another Frozen Four bid.
- **Thatcher Demko** (San Diego, Calif.) was named the region's Most Outstanding Player after making 60 saves on the weekend. Demko was recently named to the Hobey Hat Trick and he is also a finalist for the Mike Richter Award.
- **Casey Fitzgerald** (North Reading, Mass.), who had two game-winning helpers in the NCAA regional round, was named to the All-Region Team alongside teammates Alex Tuch, Teddy Doherty and Thatcher Demko.
- **Ryan Fitzgerald** (North Reading, Mass.) tallied his 100th career point (53g, 47a) with his game-winning power-play goal against Minnesota Duluth in the Regional Final.
- Boston College marks Hockey East's 25th team in the last 18 seasons to reach the Frozen Four, the most of any conference. The Eagles were last in Tampa in April 2012 at the Frozen Four. That year, the Eagles walked away as national champions behind Most Outstanding Player **Parker Milner**. The Eagles also reached the Frozen Four in 2014, but fell to the Dutchmen of Union, 5-4, in the semifinal round.
- Since taking control behind the Eagles bench in 1994, Jerry York is 12-7 in the Frozen Four. In total, Coach York is 8-3 in the national semifinal and 4-4 in the national championship game at Boston College.
- The Eagles will faceoff with Quinnipiac University in the Frozen Four semifinal on Thursday at 5 p.m., live on ESPN2. Quinnipiac held the number one ranking in the national polls for much of this season, boasting a 31-3-7 record and riding a five-game winning streak. The Bobcats are 8-1-1 in their last 10 contests.
- Quinnipiac defeated UMass Lowell in the NCAA East Regional Final, 4-1, Sunday, March 27 to advance to the second Frozen Four in school history in just its fifth NCAA tournament appearance.
- The Bobcats are led by junior forward **Sam Anas**, who ranks ninth nationally in points (50), registering 24 goals and 26 assists on the year. Anas, despite being only a junior, leads all remaining players with 132 career points and 69 career goals.
- This is the first ever meeting between Boston College and Quinnipiac.
- Boston College and Quinnipiac both get offense from players on the blue line. Boston College racked up a nation-high 123 points (30g, 93a) from their defensemen, while Quinnipiac collected 120 points (31g, 89).
- Both teams are also very strong in net. Boston College goaltender Thatcher Demko is the lone finalist for the Hobey Baker still competing and racked up 10 shutouts on the year, the highest total nationally. Meanwhile, Quinnipiac goaltender **Michael Garteig** was second nationally behind Demko with eight perfect games. Demko has 13 career shutouts while Garteig has kept a blank sheet in 19 contests over the course of his career.
- North Dakota and Denver will square off in the second semifinal tilt in Tampa at 8:30 p.m. Thursday night. The NCHC foes saw each other four times during the regular season, splitting the series 2-2-0. The home team won each of those four games.
- Combined, the four teams in the Frozen Four field are 95-0-9 when leading after two periods of play.
- Boston College and Denver met once in 2015-16, when the Eagles downed the Pioneers, 4-3, October 30, 2015 at Conte Forum.
- Denver, North Dakota, and Quinnipiac are all an identical 8-1-1 in their last 10 outings, with Boston College is 7-3-0.

**UPCOMING GAMES**



**Thursday 4/7**

NCAA Frozen Four in Tampa, Fla.:

**Boston College vs. Quinnipiac - 5pm ^**  
**North Dakota vs. Denver - 8:30pm ^**

^ ESPN2

**Saturday 4/9**

NCAA Frozen Four in Tampa, Fla.:

**Championship Game - 8pm \$**

\$ ESPN



**USA Today/USA Hockey Magazine  
Men's College Hockey Poll - 3/28**

Rk.	School, Pts. (FPV)	Record	LW
1.	Quinnipiac, 498 (22)	31-3-7	1
2.	North Dakota, 486 (12)	32-6-4	3
3.	Boston College, 440	28-7-5	5
4.	<b>Denver, 412</b>	<b>25-9-6</b>	<b>7</b>
5.	<b>Michigan, 337</b>	<b>25-8-5</b>	<b>6</b>
6.	St. Cloud, 334	31-9-5	2
7.	Providence, 305	27-7-4	4
8.	<b>UMass Lowell, 284</b>	<b>25-10-5</b>	<b>8</b>
9.	Harvard, 176	25-10-5	9
10.	<b>Minnesota Duluth, 166</b>	<b>19-11-4</b>	<b>14</b>
11.	<b>Yale, 159</b>	<b>19-16-5</b>	<b>12</b>
12.	Northeastern, 133	19-9-4	10
13.	<b>Notre Dame, 122</b>	<b>22-14-5</b>	<b>13</b>
14.	Ferris State, 120	19-11-7	NR
15.	Boston University, 92	20-15-6	11

Others receiving votes: Michigan Tech, 8; RIT, 4; Minnesota State, 2.

**USCHO.com  
Men's College Hockey Poll - 3/21**

Rk.	School, Pts. (FPV)	Record	LW
1.	Quinnipiac, 998 (48)	29-3-7	2
2.	St. Cloud State, 935 (2)	31-8-1	4
3.	North Dakota, 897 (1)	30-6-4	1
4.	<b>Providence, 847</b>	<b>27-6-4</b>	<b>3</b>
5.	Michigan, 768	24-7-5	7
6.	<b>Boston College, 751</b>	<b>26-7-5</b>	<b>5</b>
7.	Denver, 703	23-9-6	6
8.	<b>UMass Lowell, 664</b>	<b>24-9-5</b>	<b>8</b>
9.	<b>Northeastern, 554</b>	<b>22-13-5</b>	<b>14</b>
10.	Harvard, 547	19-10-4	9
11.	Yale, 500	19-8-4	10
12.	<b>Boston University, 488</b>	<b>21-12-5</b>	<b>11</b>
13.	<b>Notre Dame, 390</b>	<b>19-10-7</b>	<b>13</b>
14.	Duluth, 354	18-15-5	16
15.	Michigan Tech, 279	23-9-5	12
16.	Minnesota State, 176	21-13-7	15
17.	St. Lawrence, 142	19-14-4	17
18.	Ferris State, 121	19-14-6	NR
19.	Cornell, 115	16-11-7	18
20.	Minnesota, 94	20-17-0	20

Others receiving votes: RIT, 62; Penn State, 58; Omaha, 24; Robert Morris, 19; Dartmouth, 7; Bowling Green, 6; Clarkson, 1.



**HOCKEY EAST WEEKLY AWARDS**

**WARRIOR HOCKEY PLAYER OF THE WEEK**

Week	Player
Oct. 12	Trevor Mingoia - PC
Oct. 19	Dennis Kravchenko - UMass
Oct. 26	Dan Correale - UNH
Nov. 2	Jake Walman - PC
Nov. 9	Thatcher Demko - BC
Nov. 16	Nick Ellis - PC
Nov. 23	Mark Jankowski - PC
Nov. 30	Andrew Poturalski - UNH
Dec. 7	Andrew Poturalski - UNH
Dec. 14	Dennis Gilbert - ND
Dec. 21	Jace Hennig - MC
Jan. 4	Dan Correale - UNH
Jan. 11	Matt Grzelczyk - BU
Jan. 18	Trevor Mingoia - PC
Jan. 25	Ahti Oksanen - BU
Feb. 1	C.J. Smith - UML
Feb. 8	Max Letunov - UConn
Feb. 15	Nolan Stevens - NU
Feb. 22	Danny O'Regan
Feb. 29	Trevor Mingoia - PC
March 7	Kevin Roy - NU
March 14	Kevin Roy - NU
March 21	Nolan Stevens - NU
March 28	Teddy Doherty - BC

**PRO AMBITIONS ROOKIE OF THE WEEK**

Week	Player
Oct. 12	Austin Plevy - UMass
Oct. 19	Max Letunov - UConn
Oct. 26	Colin White - BC
Nov. 2	Bobby Nardella - ND
Nov. 9	Tage Thompson - UConn
Nov. 16	Austin Plevy - UMass
Nov. 23	Jacob Forsbacka Karlsson - BU
Nov. 30	Nick Master - UML
Dec. 7	Colin White - BC
Dec. 14	Tage Thompson - UConn
Dec. 21	Packy Munson - UVM
Jan. 4	Ryan Ruck - NU
Jan. 11	Packy Munson - UVM
Jan. 18	Colin White - BC
Jan. 25	Bobby Nardella - ND
Feb. 1	Adam Gaudette - NU
Feb. 8	Derek Petti - MC
Feb. 15	Jordan Greenway - BU
Feb. 22	Jordan Greenway - BU
Feb. 29	Ryan Ruck - NU
March 7	Joe Masonius - UConn
March 14	Charlie McAvooy - BU
March 21	J.D. Dudek - BC
March 28	Adam Gaudette - NU
March 28	Casey Fitzgerald - BC

**HEA DEFENSIVE PLAYER OF THE WEEK**

Week	Player
Oct. 12	Mike Santaguida - UVM
Oct. 19	Kevin Boyle - UML
Oct. 26	Thatcher Demko - BC
Nov. 2	Cal Petersen - ND
Nov. 9	Matt Grzelczyk - BU
Nov. 16	Kevin Boyle - UML
Nov. 23	Connor LaCouvee - BU
Nov. 30	Dan Renouf - Maine
Dec. 7	Dylan Zink - UML
Dec. 14	Rob Nichols - UConn
Dec. 21	Sean Maguire - BU
Jan. 4	Drew Vogler - MC
Jan. 11	Cal Petersen - ND
Jan. 18	Packy Munson - UVM
Jan. 25	Kevin Boyle - UML
Feb. 1	Cal Petersen - UConn
Feb. 8	Danny Tironi - UNH
Feb. 15	Jordan Gross - ND
Feb. 22	Dylan Zink - UML
Feb. 29	Nick Ellis - PC
March 7	Drew Vogler - MC
March 14	Danny Tironi - UNH
March 21	Kevin Boyle - UML
March 28	Nick Ellis - PC
March 28	Kevin Boyle - UML
March 28	Thatcher Demko - BC



**HOCKEY EAST MONTHLY AWARDS**

**WARRIOR HOCKEY PLAYER OF THE MONTH**

Month	Player
Oct.	Dennis Kravchenko - UMass
Nov.	Andrew Poturalski - UNH
Dec.	Andrew Poturalski - UNH
Jan.	Trevor Mingoia - PC
Feb.	Nolan Stevens - NU

**PRO AMBITIONS ROOKIE OF THE MONTH**

Month	Player
Oct.	Max Letunov - UConn
Nov.	Colin White - BC
Dec.	Packy Munson - UVM
Jan.	Adam Gaudette - NU
Feb.	Ryan Ruck - NU

**STOP IT GOALTENDER OF THE MONTH**

Month	Player
Oct.	Thatcher Demko - BC
Nov.	Thatcher Demko - BC
Dec.	Nick Ellis - PC
Jan.	Cal Petersen - ND
Feb.	Nick Ellis - PC

**FINAL HOCKEY EAST STANDINGS**

Rk.	Team	GP	W	L	T	Pts	Overall	Conf. Off.	Conf. Def.
1.	Boston College	22	15	1	5	35	28-7-5	4.14 (1)	2.05 (4)
	Providence	22	16	3	3	35	27-7-4	3.23 (4)	1.77 (2)
3.	Notre Dame	22	15	5	2	32	19-11-7	3.18 (5)	1.82 (3)
4.	UMass Lowell	22	12	6	4	28	25-10-5	2.64 (6)	1.68 (1)
	Boston University	22	12	6	4	28	21-13-5	3.41 (T2)	2.55 (T5)
6.	Northeastern	22	10	8	4	24	22-14-5	3.41 (T2)	2.55 (T5)
7.	Merrimack	22	5	10	7	17	13-19-7	2.27 (8)	3.18 (T8)
8.	Connecticut	22	6	12	4	16	11-21-4	2.23 (9)	3.18 (T8)
9.	Vermont	22	6	13	3	15	15-22-3	2.18 (10)	3.00 (7)
10.	New Hampshire	22	4	12	6	14	11-20-6	2.59 (7)	3.32 (10)
	Maine	22	5	15	2	12	8-24-6	1.91 (12)	3.50 (11)
12.	Massachusetts	22	2	16	4	8	8-24-4	2.00 (11)	4.59 (12)





# MEN'S WEEKLY

contact: Brian Smith | bsmith@hockeyeastonline.com | 339.227.2988 | @brismi22

591 North Avenue #2 | Wakefield, MA | 01880 | 781-245-2122

FOR IMMEDIATE RELEASE: MARCH 28, 2016

## Boston College Punches Ticket to Frozen Four Eagles Return to Tampa to Compete for Their Sixth National Championship

### RECENT RESULTS

**Friday 3/25**

NCAA Regionals:  
Boston College 4, Harvard 1  
Michigan 3, Notre Dame 2 (OT)  
North Dakota 6, Northeastern 2  
UMD 2, Providence 1 (2OT)

**Saturday 3/26**

NCAA Regionals:  
Boston College 3, UMD 2  
UMass Lowell 3, Yale 2 (OT)  
Denver 7, Boston Univ. 2

**Sunday 3/27**

NCAA Regionals:  
Quinnipiac 4, UMass Lowell 1

### NCAA FROZEN FOUR SCHEDULE

**Thursday 4/7**

NCAA Frozen Four in Tampa, Fla.  
**Boston College vs. Quinnipiac - 5pm ^**  
**North Dakota vs. Denver - 8:30pm ^**

^ ESPN2

**Saturday 4/9**

NCAA Frozen Four in Tampa, Fla.  
**NCAA Championship Game - 8pm \***

\* ESPN



**AROUND HOCKEY EAST:** Boston College emerged from the NCAA Northeast Regional to earn a berth in the 2016 Frozen Four to be held in Tampa, Fla. The Eagles downed Harvard in the semifinals, 4-1, with help from two-goal games by **Alex Tuch** (Baldwinsville, N.Y.) and **Austin Cangelosi** (Estero, Fla.). Against Minnesota Duluth in the regional final, the Eagles got two goals from captain **Teddy Doherty** (Hopkinton, Mass.) and survived a late Bulldogs rally to advance to their 25th Frozen Four, the most by a single team in NCAA history. Goaltender **Thatcher Demko** (San Diego, Calif.) was named the region's Most Outstanding Player with 60 saves in the two games, while Doherty, Tuch, and **Casey Fitzgerald** (North Reading, Mass.) were also named to the All-Regional Team ... UMass Lowell advanced to the NCAA East Regional final thanks to heroics from **Joe Gambardella** (Staten Island, N.Y.). Gambardella netted the game-tying goal 6:12 into the third period and found the back of the net just 1:37 into overtime to send the River Hawks past Yale. UMass Lowell fell to Quinnipiac, 4-1, in the final ... Providence goaltender **Nick Ellis** (Millersville, Md.) set a Northeast Regional record with 54 saves in a double-overtime loss to Minnesota Duluth in the semifinal ... Boston University fell to Denver in the West Regional semifinals, 7-2 ... Notre Dame took Michigan to overtime in the Midwest Regional opening round, but were tripped up by the Wolverines, 3-2 ... Northeastern's season ended at the hands of eventual Midwest Regional champion North Dakota, 6-2. The Huskies scored first, but allowed five unanswered goals to the Fighting Hawks. #

### FINAL '15-16 HOCKEY EAST STANDINGS

Rk.	Team	GP	W	L	T	Pts	Overall	Conf. Off.	Conf. Def.
1.	Boston College	22	15	1	5	35	28-7-5	4.14 (1)	2.05 (4)
	Providence	22	16	3	3	35	27-7-4	3.23 (4)	1.77 (2)
3.	Notre Dame	22	15	5	2	32	19-11-7	3.18 (5)	1.82 (3)
4.	UMass Lowell	22	12	6	4	28	25-10-5	2.64 (6)	1.68 (1)
	Boston University	22	12	6	4	28	21-13-5	3.41 (T2)	2.55 (T5)
6.	Northeastern	22	10	8	4	24	22-14-5	3.41 (T2)	2.55 (T5)
7.	Merrimack	22	5	10	7	17	13-19-7	2.27 (8)	3.18 (T8)
8.	Connecticut	22	6	12	4	16	11-21-4	2.23 (9)	3.18 (T8)
9.	Vermont	22	6	13	3	15	15-22-3	2.18 (10)	3.00 (7)
10.	New Hampshire	22	4	12	6	14	11-20-6	2.59 (7)	3.32 (10)
	Maine	22	5	15	2	12	8-24-6	1.91 (12)	3.50 (11)
12.	Massachusetts	22	2	16	4	8	8-24-4	2.00 (11)	4.59 (12)

### IN THE POLLS

**USA Today/USA Hockey Magazine  
Men's College Hockey Poll - 3/21**

Rk.	School	Pts. (FPV)	Record	LW
4.	Providence, 404		27-6-4	3
5.	Boston College, 355		26-7-5	4
8.	UMass Lowell, 278		24-9-5	8
10.	Northeastern, 209		22-13-5	14
11.	Boston University, 171		21-12-5	10
13.	Notre Dame, 112		19-10-7	12

Others receiving votes: None.

**USCHO.com  
Div. I Men's College Hockey Poll - 3/21**

Rk.	School	Pts. (FPV)	Record	LW
4.	Providence, 847		27-6-4	3
5.	Boston College, 751		26-7-5	5
8.	UMass Lowell, 664		24-9-5	8
10.	Northeastern, 554		22-13-5	14
11.	Boston University, 488		21-12-5	11
13.	Notre Dame, 390		19-10-7	13

Others receiving votes: None.





## WARRIOR PLAYER OF THE WEEK

### TEDDY DOHERTY BOSTON COLLEGE

**Teddy Doherty, BC** (Sr., D/F; Sea Isle City, N.J.) netted two goals in the Northeast Regional final, sending his Eagles into the Frozen Four for the 25th time in program history. The Boston College captain scored the first two goals of the game to push his squad to an early lead and held on for a 3-2 win over Minnesota Duluth. For his efforts, he was named to the All-Regional Team.



## PRO AMBITIONS ROOKIE OF THE WEEK

### CASEY FITZGERALD BOSTON COLLEGE

**Casey Fitzgerald, BC** (Fr., D; North Reading, Mass.) assisted on both game-winning goals for the Eagles en route to winning the Northeast Regional crown. The freshman defenseman was named to the All-Regional Team for his play on the weekend that helped the Eagles reach the Frozen Four.



## HOCKEY EAST DEFENSIVE PLAYER OF THE WEEK

### THATCHER DEMKO BOSTON COLLEGE

**Thatcher Demko, BC** (Jr., G; San Diego, Calif.) was named the most outstanding player of the 2016 NCAA Northeast Regional, making 60 saves over two games to back-stop the Eagles to an NCAA-record 25th Frozen Four appearance. Last week, Demko was named Hockey East Co-Player of the Year for his outstanding play during the Hockey East regular season.





## HOCKEY EAST WEEKLY TOP PERFORMERS

**Alex Tuch, BC** (So., F; Baldwinsville, N.Y.) Scored two goals in the NCAA Northeast Regional semifinal, pacing the Eagles in a 4-1 win over Harvard before

**Austin Cangelosi, BC** (Jr., F; Estero, Fla.) Found the back of the net twice in the Northeast Regional semifinal, helping to lead the Eagles into the title game against Minnesota Duluth. In the region's championship game, he made a diving play to prevent the puck from entering the net late in the third period with the score at 3-2 in favor of the Eagles. He was named to the All-Regional team for his efforts.

**Joe Gambardella, UML** (Jr., F; Staten Island, N.Y.) Played an integral part in pushing UMass Lowell past Yale, 3-2 in overtime, to reach the NCAA East regional final. Gambardella scored the game-tying goal in the third period before netting the overtime winner just 1:37 into the extra frame to clinch the NCAA victory.

**Dylan Zink, UML** (Jr., D; Madison, Wis.) Named to the NCAA East All-Regional Team for his help in leading UMass Lowell to the regional final, scoring the River Hawks' lone goal in the title contest.

**Nick Ellis, PC** (Jr., G; Millersville, Md.) Stopped an NCAA Northeast Region record 54 shots in a double overtime setback to Minnesota Duluth Friday night in Worcester.



## NCAA FROZEN FOUR SCHEDULE

### Thursday 4/7

#### NCAA Frozen Four:

**Boston College vs. UML - 5pm ^**  
**North Dakota vs. Ferris State - 8:30pm ^**

^ ESPN2

### Saturday 4/9

#### NCAA Frozen Four

**NCAA Championship Game - 8pm \***

\* ESPN



## HOCKEY EAST WEEKLY AWARDS

### WARRIOR HOCKEY PLAYER OF THE WEEK

Week	Player
Oct. 12	Trevor Mingoia - PC
Oct. 19	Dennis Kravchenko - UMass
Oct. 26	Dan Correale - UNH
Nov. 2	Jake Walman - PC
Nov. 9	Thatcher Demko - BC
Nov. 16	Nick Ellis - PC
Nov. 23	Mark Jankowski - PC
Nov. 30	Andrew Poturalski - UNH
Dec. 7	Andrew Poturalski - UNH
Dec. 14	Dennis Gilbert - ND
Dec. 21	Jace Hennig - MC
Jan. 4	Dan Correale - UNH
Jan. 11	Matt Grzelcyk - BU
Jan. 18	Trevor Mingoia - PC
Jan. 25	Ahti Oksanen - BU
Feb. 1	C.J. Smith - UML
Feb. 8	Max Letunov - UConn
Feb. 15	Nolan Stevens - NU
Feb. 22	Danny O'Regan - BU
Feb. 29	Trevor Mingoia - PC
March 7	Kevin Roy - NU
March 14	C.J. Smith - UML Kevin Roy - NU
March 21	Nolan Stevens - NU
March 28	Teddy Doherty - BC

### PRO AMBITIONS ROOKIE OF THE WEEK

Week	Player
Oct. 12	Austin Plevy - UMass Max Letunov - UConn
Oct. 19	Colin White - BC
Oct. 26	Bobby Nardella - ND
Nov. 2	Tage Thompson - UConn
Nov. 9	Austin Plevy - UMass
Nov. 16	Jacob Forsbacka Karlsson - BU
Nov. 23	Nick Master - UML
Nov. 30	Colin White - BC
Dec. 7	Tage Thompson - UConn
Dec. 14	Packy Munson - UVM
Dec. 21	Ryan Ruck - NU
Jan. 4	Packy Munson - UVM
Jan. 11	Colin White - BC
Jan. 18	Bobby Nardella - ND
Jan. 25	Adam Gaudette - NU
Feb. 1	Derek Petti - MC
Feb. 8	Jordan Greenway - BU
Feb. 15	Jordan Greenway - BU
Feb. 22	Ryan Ruck - NU
Feb. 29	Joe Masonius - UConn
March 7	Charlie McAvoy - BU
March 14	J.D. Dudek - BC
March 21	Adam Gaudette - NU
March 28	Casey Fitzgerald - BC

### HEA DEFENSIVE PLAYER OF THE WEEK

Week	Player
Oct. 12	Mike Santaguida - UVM
Oct. 19	Kevin Boyle - UML
Oct. 26	Thatcher Demko - BC
Nov. 2	Cal Petersen - ND
Nov. 9	Matt Grzelcyk - BU
Nov. 16	Kevin Boyle - UML Connor LaCouvee - BU
Nov. 23	Dan Renouf - Maine
Nov. 30	Dylan Zink - UML
Dec. 7	Rob Nichols - UConn
Dec. 14	Sean Maguire - BU
Dec. 21	Drew Vogler - MC
Jan. 4	Cal Petersen - ND
Jan. 11	Kevin Boyle - UML Packy Munson - UVM
Jan. 18	Rob Nichols - UConn
Jan. 25	Cal Petersen - ND
Feb. 1	Danny Tirone - UNH
Feb. 8	Jordan Gross - ND
Feb. 15	Dylan Zink - UML
Feb. 22	Nick Ellis - PC
Feb. 29	Drew Vogler - MC
March 7	Danny Tirone - UNH
March 14	Kevin Boyle - UML Nick Ellis - PC
March 21	Kevin Boyle - UML
March 28	Thatcher Demko - BC





## 2015-16 FINAL HOCKEY EAST SCORING LEADERS

Rk.	Name	School	GP	PPG	G	A	P
1.	Andrew Poturalski	UNH	22	1.41	12	19	31
2.	Colin White	BC	20	1.45	12	17	29
3.	Danny O'Regan	BU	22	1.27	10	18	28
4.	Ryan Fitzgerald	BC	21	1.29	13	14	27
5.	Mark Jankowski	PC	22	1.18	11	15	26
6.	Ahti Oksanen	BU	22	1.14	10	15	25
	Zach Aston-Reese	NU	22	1.14	8	17	25
	Tyler Kelleher	UNH	22	1.14	4	21	25
9.	Max Letunov	UConn	22	1.09	8	16	24
	Trevor Mingoia	PC	20	1.15	10	13	23



## 2015-16 FINAL STOP IT GOALTENDING LEADERS

### Goals Against Average

Rk.	Name	School	MIN	GA	GAA
1.	Kevin Boyle	UML	1292:28	35	1.62
2.	Cal Petersen	ND	1318:56	39	1.77
3.	Nick Ellis	PC	1218:17	37	1.82
4.	Thatcher Demko	BC	1217:29	38	1.87
5.	Sean Maguire	BU	774:30	29	2.25

### Save Percentage

Rk.	Name	School	SVS	GA	SV%
1.	Kevin Boyle	UML	554	35	.941
2.	Thatcher Demko	BC	577	38	.938
3.	Cal Petersen	ND	578	39	.937
4.	Nick Ellis	PC	544	37	.936
5.	Sean Maguire	BU	358	29	.925



## ARMY ROTC THREE STARS AWARD

At the conclusion of every Hockey East game, the "Army ROTC Three Stars of The Game" are selected by the members of the media. Season leaders in 2015-2016 include:

Player	School	Cl.	Pos.
1. Kevin Boyle	UML	Sr.	G
2. Thatcher Demko	BC	Jr.	G
3. Nick Ellis	PC	Jr.	G
4. Cal Petersen	ND	So.	G
5. Andrew Poturalski	UNH	So.	F



# ARMY ROTC



## HOCKEY EAST MONTHLY AWARDS

### WARRIOR HOCKEY PLAYER OF THE MONTH

#### Month Player

Oct.	Dennis Kravchenko - UMass
Nov.	Andrew Poturalski - UNH
Dec.	Andrew Poturalski - UNH
Jan.	Trevor Mingoia - PC
Feb.	Nolan Stevens - NU

### PRO AMBITIONS

#### ROOKIE OF THE MONTH Month Player

Oct.	Max Letunov - UConn
Nov.	Colin White - BC
Dec.	Packy Munson - UVM
Jan.	Adam Gaudette - NU
Feb.	Ryan Ruck - NU

### STOP IT GOALTENDING

#### GOALTENDER OF THE MONTH Month Player

Oct.	Thatcher Demko - BC
Nov.	Thatcher Demko - BC
Dec.	Nick Ellis - PC
Jan.	Cal Petersen - ND
Feb.	Nick Ellis - PC





**Boston College**  
28-7-5  
(15-2-5 HEA)

**OCTOBER**  
3 NEW BRUNSWICK (ex) L, 2-5  
9 Army W, 5-1  
11 at RPI L, 1-2  
16 WISCONSIN W, 6-0  
23 at Colorado College W, 3-0  
24 at Colorado College W, 5-0  
30 DENVER W, 4-3

**NOVEMBER**  
3 MASSACHUSETTS\* W, 7-0  
6 MAINE\* W, 3-0  
8 MAINE\* W, 2-0  
13 MICHIGAN STATE W, 6-4  
21 at New Hampshire\* W, 6-3  
24 at UConn\* W, 5-1  
28 RIT W, 6-2

**DECEMBER**  
5 NORTHEASTERN\* T, 3-3 (OT)  
6 at Northeastern\* W, 4-3  
10 NOTRE DAME\* L, 3-4  
28 vs. Ohio State (Florida Classic)L,2-3  
29 vs. Providence (Florida) L, 2-1

**JANUARY**  
8 PROVIDENCE\* W, 7-3  
9 at Providence\* T, 4-4 (OT)  
15 BOSTON UNIVERSITY\* W, 5-3  
16 at Boston University\* T, 1-1 (OT)  
22 at Massachusetts\* W, 8-0  
23 UCONN\* T, 3-3 (OT)  
29 at Notre Dame\* W, 4-0

**FEBRUARY**  
1 vs. Harvard (Beanpot) W, 3-2  
5 NEW HAMPSHIRE\* W, 4-3  
8 vs. Boston Univ. (BP) W, 1-0 (OT)  
12 MERRIMACK\* W, 6-3  
13 at Merrimack\* T, 5-5 (OT)  
19 at Vermont\* W, 3-1  
20 at Vermont\* W, 4-1  
26 UMASS LOWELL\* W, 3-1  
27 at UMass Lowell\* L, 1-3

**MARCH**  
11 VERMONT # W, 3-0  
12 VERMONT # L, 2-4  
13 VERMONT #% W, 4-3 (OT)  
18 vs. Northeastern (TD) L, 4-5  
25 vs. Harvard (Reg.) W, 4-1  
26 vs. Minnesota Duluth (Reg) W, 3-2

**APRIL**  
7 vs. UMass Lowell (FF) 5pm  
9 NCAA Title Game 8:30pm

# Hockey East Quarterfinals



**Boston University**  
21-13-5  
(12-6-4 HEA)

**OCTOBER**  
3 ACADIA (ex) W, 4-2  
10 at Union L, 3-5  
16 USA NTDP L, 4-7  
17 WISCONSIN W, 4-1  
24 UCONN\* W, 4-2  
27 at UConn\* L, 2-5  
30 at Merrimack\* L, 3-4  
31 DENVER W, 5-4 (OT)

**NOVEMBER**  
6 NORTHEASTERN\* W, 5-4  
7 at Northeastern\* W, 4-1  
13 at Providence\* T, 1-1 (OT)  
14 PROVIDENCE\* T, 3-3 (OT)  
20 MICHIGAN W, 3-2  
21 MICHIGAN L, 2-4  
24 BENTLEY L, 2-4  
28 vs. Cornell W, 3-0  
T, 3-3 (OT)

**DECEMBER**  
4 VERMONT\* L, 2-4  
5 VERMONT\* W, 5-3  
11 at Yale L, 2-3  
12 at Quinnipiac W, 4-1

**JANUARY**  
7 at Harvard W, 6-5  
9 MASSACHUSETTS\* W, 7-2  
15 at Boston College\* L, 3-5  
16 BOSTON COLLEGE T, 1-1 (OT)  
22 at Maine\* W, 5-2  
23 MAINE\* W, 6-1  
29 MERRIMACK\* W, 4-0

**FEBRUARY**  
1 vs. Northeastern (Beanpot) W, 3-1  
5 at Massachusetts\* W, 6-3  
8 vs. BC (Beanpot) L, 0-1 (OT)  
12 UMASS LOWELL\* W, 2-1 (OT)  
13 at UMass Lowell\* L, 3-6  
19 at New Hampshire\* T, 3-3 (OT)  
20 NEW HAMPSHIRE\* W, 3-2  
26 at Notre Dame\* W, 3-2  
27 at Notre Dame\* L, 0-1

**MARCH**  
4 MASSACHUSETTS \$ W, 2-1 (OT)  
5 MASSACHUSETTS \$ W, 5-4  
11 at UMass Lowell # L, 2-3  
12 at UMass Lowell # L, 0-5  
26 vs. Denver (Reg.) L, 2-7

\$ Hockey East Opening Round  
# Hockey East Quarterfinals



**UConn**  
11-21-4  
(6-12-4 HEA)

**OCTOBER**  
3 QUEENS (ex) W, 3-1  
9 Alabama-Huntsville W, 5-2  
10 Alabama-Huntsville L, 2-5  
16 ARIZONA STATE W, 5-1  
24 at Boston University\* L, 2-4  
27 BOSTON UNIVERSITY\* W, 5-2  
31 NOTRE DAME\* L, 1-2

**NOVEMBER**  
1 NOTRE DAME\* (Brooklyn) L, 2-8  
6 MASSACHUSETTS\* L, 2-4  
7 at Massachusetts\* L, 3-5  
10 ARMY L, 0-2  
13 at Vermont\* L, 1-2  
17 QUINNIPIAC L, 2-6  
24 BOSTON COLLEGE\* L, 2-5

**DECEMBER**  
5 UMASS LOWELL\* W, 4-3  
6 at UMass Lowell\* W, 2-1  
11 MERRIMACK\* T, 3-3 (OT)

**JANUARY**  
1 vs. Minnesota L, 2-3  
Ferris St./ L, 2-5  
5 at Arizona State W, 5-2  
8 vs. Mich. Tech (Desert Classic) L, 2-4  
10 vs. ASU (Desert Classic) W, 3-0  
15 at Maine\* W, 1-0  
16 at Maine\* T, 1-1 (OT)  
22 VERMONT\* L, 2-4  
23 at Boston College\* T, 3-3 (OT)  
26 SACRED HEART L, 4-7

**FEBRUARY**  
2 BROWN W, 3-1  
6 at Merrimack\* T, 2-2 (OT)  
12 at Providence\* L, 0-4  
13 PROVIDENCE\* L, 2-3  
19 NORTHEASTERN\* L, 2-5  
20 at Northeastern\* L, 1-4  
26 NEW HAMPSHIRE\* W, 4-1  
27 at New Hampshire\* W, 5-4 (OT)

**MARCH**  
4 VERMONT \$ L, 1-2  
5 VERMONT \$ L, 3-4

\$ Hockey East Opening Round



**Maine**  
8-24-6  
(5-15-2 HEA)

**OCTOBER**  
9 vs. Michigan State T, 3-3 (OT)  
10 vs. North Dakota T, 1-1 (OT)  
16 at Union T, 1-1 (OT)  
17 at Union L, 0-2  
20 at Quinnipiac L, 0-4  
24 NEW BRUNSWICK (ex) L, 1-5  
30 vs. UMass L, 4-5 (OT)  
31 Princeton L, 1-3

**NOVEMBER**  
6 at Boston College\* L, 0-3  
8 at Boston College\* L, 0-2  
13 at UMass Lowell\* L, 1-2  
15 UMASS LOWELL\* L, 0-6  
20 VERMONT\* W, 3-2  
21 VERMONT\* W, 4-1  
27 PRINCETON W, 5-3  
28 PRINCETON W, 3-2 (OT)

**DECEMBER**  
4 NEW HAMPSHIRE\* T, 3-3 (OT)  
5 at New Hampshire\* L, 2-5  
29 vs. New Hampshire L, 4-5  
30 vs. New Hampshire L, 0-7

**JANUARY**  
8 COLGATE W, 3-1  
9 COLGATE L, 1-5  
15 UCONN\* L, 0-1  
16 UCONN\* T, 1-1 (OT)  
19 QUINNIPIAC\* T, 3-3 (OT)  
22 BOSTON UNIVERSITY\* L, 2-5  
23 at Boston University\* L, 1-6  
29 at Massachusetts\* W, 5-2  
30 at Massachusetts\* W, 5-4

**FEBRUARY**  
5 PROVIDENCE\* L, 0-1 (OT)  
6 PROVIDENCE\* L, 2-4  
12 at Notre Dame\* L, 1-4  
13 at Notre Dame\* L, 1-5  
19 MERRIMACK\* L, 4-6  
20 MERRIMACK\* W, 3-2 (OT)  
26 at Northeastern\* L, 3-5  
27 at Northeastern\* L, 1-7

**MARCH**  
4 at Northeastern \$ L, 2-3 (OT)  
5 at Northeastern \$ L, 3-4 (OT)

\$ HEA Opening Round





**Massachusetts**  
8-24-4  
(2-14-4 HEA)



**UMass Lowell**  
25-10-5  
(12-6-4 HEA)



**Merrimack**  
13-19-7  
(5-10-7 HEA)



**New Hampshire**  
11-20-6  
(4-12-6 HEA)

**OCTOBER**

3	DALHOUSIE (ex)	W, 4-0
9	at Colorado College	W, 6-3
10	at Colorado College	W, 4-3
16	SACRED HEART	W, 5-2
23	NEW HAMPSHIRE*	T, 6-6
30	vs. Maine	W, 5-4 (OT)
31	vs. Yale	L, 1-6
<b>NOVEMBER</b>		
3	at Boston College*	L, 0-7
6	at UConn*	W, 4-2
7	UCONN*	W, 5-3
13	MERRIMACK*	L, 2-4
15	at Vermont*	T, 3-3 (OT)
20	at New Hampshire*	T, 2-2 (OT)
21	at Merrimack*	T, 1-1 (OT)
27	QUINNIPIAC	L, 1-4
28	at Quinnipiac	L, 0-1
<b>DECEMBER</b>		
4	at Notre Dame*	L, 1-3
5	at Notre Dame*	L, 1-5
11	UNION	L, 3-4
18	USA NTDP (ex)	L, 0-4

**JANUARY**

2	at Army West Point	W, 2-1 (OT)
5	YALE	L, 2-3 (OT)
9	at Boston University*	L, 2-7
15	UMASS LOWELL*	L, 1-4
16	at UMass Lowell*	L, 0-5
22	BOSTON COLLEGE*	L, 0-8
23	VERMONT*	L, 4-6
29	MAINE*	L, 2-5
30	MAINE*	L, 4-5
<b>FEBRUARY</b>		
5	BOSTON UNIVERSITY*	L, 3-6
9	vs. American Int'l	W, 4-3 (OT)
12	NORTHEASTERN*	L, 0-5
13	at Northeastern*	L, 2-4
19	at UMass Lowell*	L, 2-4
26	PROVIDENCE*	L, 1-4
27	at Providence*	L, 0-6
<b>MARCH</b>		
4	at Boston University \$	L, 1-2 (OT)
5	at Boston University \$	L, 4-5

\$ Hockey East Opening Round

**OCTOBER**

4	NEW BRUNSWICK (ex)	W, 3-2
9	RPI	W, 3-0
16	COLORADO COLLEGE	W, 3-2
17	COLORADO COLLEGE	W, 2-1
23	at Merrimack*	T, 1-1 (OT)
24	MERRIMACK*	T, 1-1 (OT)
30	at Minnesota-Duluth	L, 1-2
31	at Minnesota-Duluth	W, 6-3
<b>NOVEMBER</b>		
6	at Vermont*	W, 5-3
7	at Vermont*	W, 1-0
13	MAINE*	W, 2-1
15	at Maine*	W, 6-0
20	NOTRE DAME*	T, 2-2 (OT)
21	NOTRE DAME*	W, 3-1
27	vs. Northeastern* (Belfast)	W, 3-2 (OT)
28	vs. Brown (Belfast)	T, 5-5
<b>DECEMBER</b>		
5	at UConn*	L, 3-4
6	UCONN*	L, 1-2
28	vs. Clarkson (Three Rivers Classic)	W, 3-0
29	vs. RMU (Three Rivers Classic)	L, 3-5
<b>JANUARY</b>		
8	at New Hampshire*	W, 1-0
15	at Massachusetts*	W, 4-1
16	MASSACHUSETTS*	W, 5-0
22	at Providence*	L, 4-2
23	PROVIDENCE*	L, 1-3
29	ARIZONA STATE	W, 4-1
30	ARIZONA STATE	W, 8-1
<b>FEBRUARY</b>		
5	NORTHEASTERN*	T, 2-2 (OT)
6	NEW HAMPSHIRE*	L, 2-3
12	at Boston University*	L, 1-2 (OT)
13	BOSTON UNIVERSITY*	W, 6-3
26	at American Int'l	W, 5-4
19	MASSACHUSETTS	W, 4-2
26	at Boston College*	L, 1-3
27	BOSTON COLLEGE*	W, 3-1
<b>MARCH</b>		
11	BOSTON UNIVERSITY #	W, 3-2
12	BOSTON UNIVERSITY #	W, 5-0
18	vs. Providence (TD)	W, 2-1 (3OT)
19	vs. Northeastern (TD)	L, 2-3
26	vs. Yale (Reg.)	W, 3-2 (OT)
27	vs. Quinnipiac (Reg.)	L, 1-4

# Hockey East Quarterfinals

**OCTOBER**

3	ST. FRANCIS XAVIER (ex)	W, 4-1
16	CLARKSON	W, 7-1
17	ST. LAWRENCE	W, 3-1
23	UMASS LOWELL*	T, 1-1 (OT)
24	at UMass Lowell*	T, 1-1 (OT)
30	BOSTON UNIVERSITY*	W, 4-3
31	NEW HAMPSHIRE*	L, 2-4
<b>NOVEMBER</b>		
4	at Bentley	W, 5-1
7	at Canisius	W, 3-2
13	at Massachusetts*	W, 4-2
14	NEW HAMPSHIRE*	T, 3-3 (OT)
21	MASSACHUSETTS*	T, 1-1 (OT)
28	UNION	L, 0-4
<b>DECEMBER</b>		
4	PROVIDENCE*	L, 1-2
5	at Providence*	L, 0-4
11	at UConn*	T, 3-3 (OT)
20	CANISIUS	W, 4-1
29	at Army West Point	L, 2-3
<b>JANUARY</b>		
2	vs. Union (Ledyard Classic)	L, 2-3
3	vs. Dartmouth	L, 0-3
8	at Cornell	L, 0-3
9	at Cornell	L, 2-5
15	at Notre Dame*	L, 2-7
16	at Notre Dame*	L, 1-5
22	NORTHEASTERN*	L, 2-5
23	at Northeastern*	L, 1-4
29	at Boston University*	L, 0-4
31	ARIZONA STATE	W, 10-0
<b>FEBRUARY</b>		
6	UCONN*	T, 2-2 (OT)
12	at Boston College*	L, 3-6
13	BOSTON COLLEGE*	T, 5-5 (OT)
19	at Maine*	W, 6-4
20	at Maine*	L, 2-3 (OT)
26	VERMONT*	W, 4-1
27	VERMONT*	W, 2-0
<b>MARCH</b>		
3	NEW HAMPSHIRE \$	L, 1-3
4	NEW HAMPSHIRE \$	W, 3-2 (OT)
6	NEW HAMPSHIRE \$	W, 2-1
11	at Providence #	L, 1-3
12	at Providence #	L, 0-2

\$ Hockey East Opening Round  
# Hockey East Quarterfinals

**OCTOBER**

4	ST. FRANCIS XAVIER (ex)	W, 6-4
10	AMERICAN INT'L	W, 7-3
16	ST. LAWRENCE	L, 2-3
17	CLARKSON	L, 3-4
23	at Massachusetts*	T, 6-6 (OT)
24	at Union	W, 5-2
31	at Merrimack*	W, 4-2
<b>NOVEMBER</b>		
6	at Michigan State	L, 0-5
7	at Michigan State	L, 4-7
14	at Merrimack*	T, 3-3 (OT)
20	MASSACHUSETTS*	T, 2-2 (OT)
21	BOSTON COLLEGE*	L, 3-6
24	at RPI	L, 3-4
28	BENTLEY	W, 5-4
<b>DECEMBER</b>		
4	at Maine*	T, 3-3 (OT)
5	MAINE*	W, 5-2
11	DARTMOUTH	W, 6-3
29	vs. Maine (Portland)	W, 5-4
30	vs. Maine (Manchester)	W, 7-0
<b>JANUARY</b>		
2	at Vermont	L, 2-3 (OT)
8	UMASS LOWELL*	L, 0-1
15	at Northeastern*	L, 2-4
16	NORTHEASTERN*	L, 2-6
22	NOTRE DAME*	L, 1-5
23	NOTRE DAME*	L, 2-3
29	at Providence*	L, 1-3
30	at Providence*	W, 3-1
<b>FEBRUARY</b>		
5	at Boston College*	L, 3-4
6	at UMass Lowell*	W, 3-2
12	VERMONT*	L, 2-3
13	VERMONT*	T, 2-2 (OT)
19	BOSTON UNIVERSITY*	T, 3-3 (OT)
20	at Boston University*	L, 2-3
26	at UConn*	L, 1-4
27	UCONN*	L, 4-5 (OT)
<b>MARCH</b>		
4	at Merrimack \$	W, 3-1
5	at Merrimack \$	L, 2-3 (OT)
6	at Merrimack %	L, 1-2

\$ Hockey East Opening Round



**Northeastern**  
22-14-5  
(10-8-4 HEA)

**OCTOBER**

4	SIMON FRASER (ex)	W, 10-2
10	COLGATE	W, 2-1
16	BENTLEY	L, 2-3
17	at Bentley	L, 1-3
23	at Minnesota	L, 4-0
24	at Minnesota	L, 4-3
29	VERMONT*	L, 3-2
31	at Vermont*	T, 3-3(OT)

**NOVEMBER**

6	at Boston University*	L, 4-5
7	BOSTON UNIVERSITY*	L, 1-4
12	at Notre Dame*	L, 2-3
13	at Notre Dame*	T, 2-2(OT)
20	at Providence*	L, 2-5
21	PROVIDENCE*	L, 0-3
27	vs. UML * (Belfast)	L, 2-3(OT)
28	vs. Colgate (Belfast)	W, 7-1

**DECEMBER**

5	at Boston College*	T, 3-3(OT)
6	BOSTON COLLEGE*	L, 3-4
19	MICHIGAN STATE	W, 2-1

**JANUARY**

2	QUINNIPIAC	T, 3-3(OT)
8	at St. Lawrence	W, 3-0
9	at St. Lawrence	W, 4-2
15	NEW HAMPSHIRE*	W, 4-2
16	at New Hampshire*	W, 6-2
22	at Merrimack*	W, 5-2
23	MERRIMACK*	W, 4-1

**FEBRUARY**

1	vs. Boston Univ. (Beanpot)	L, 1-3
5	at UMass Lowell*	T, 2-2(OT)
8	vs. Harvard (Beanpot)	W, 5-1
12	at Massachusetts*	W, 5-0
13	MASSACHUSETTS*	W, 4-2
19	at UConn*	W, 5-2
20	UCONN*	W, 4-1
26	MAINE*	W, 5-3
27	MAINE*	W, 7-1

**MARCH**

4	MAINE \$	W, 3-2(OT)
5	MAINE \$	W, 4-3(OT)
11	at Notre Dame #	W, 3-1
12	at Notre Dame #	W, 6-4
18	vs. Boston College (TD)	W, 5-4
19	vs. UMass Lowell (TD)	W, 3-2
25	vs. North Dakota (Reg.)	L, 2-6

\$ Hockey East Opening Round  
# Hockey East Quarterfinals



**Notre Dame**  
19-11-7  
(15-5-2 HEA)

**OCTOBER**

9	GUELPH (ex)	W, 7-5
11	at USA NTDP (ex)	T, 2-2(OT)
16	at Penn State	W, 7-4
17	at Penn State	L, 3-5
23	MINNESOTA DULUTH	T, 3-3(OT)
24	MINNESOTA DULUTH	T, 3-3(OT)
31	at UConn*	W, 2-1

**NOVEMBER**

1	at UConn* (Brooklyn)	W, 8-2
6	MINNESOTA	W, 4-3
7	MINNESOTA	L, 1-4
12	NORTHEASTERN*	W, 3-2
13	NORTHEASTERN*	T, 2-2(OT)
20	at UMass Lowell*	T, 2-2(OT)
21	at UMass Lowell*	L, 1-3
27	vs. Harvard (Shillelagh)	L, 1-4
28	vs. WMU (Shillelagh)	W, 3-1

**DECEMBER**

4	MASSACHUSETTS*	W, 3-1
5	MASSACHUSETTS*	W, 5-1
10	at Boston College*	W, 4-3

**JANUARY**

1	at Denver	T, 1-1(OT)
2	at Denver	T, 2-2(OT)
8	WESTERN MICHIGAN	W, 7-1
9	at Western Michigan	T, 3-3(OT)
15	MERRIMACK*	W, 7-2
16	MERRIMACK*	W, 5-1
22	at New Hampshire*	W, 5-1
23	at New Hampshire*	W, 3-2
29	BOSTON COLLEGE*	L, 0-4

**FEBRUARY**

5	at Vermont*	W, 2-1
6	at Vermont*	W, 3-1
12	MAINE*	W, 4-1
13	MAINE*	W, 5-1
19	at Providence*	L, 2-3(OT)
20	at Providence*	L, 1-3
27	BOSTON UNIVERSITY*	L, 2-3
27	BOSTON UNIVERSITY*	W, 1-0

**MARCH**

11	NORTHEASTERN #	L, 1-3
12	NORTHEASTERN #	L, 4-6
25	vs. Michigan (Reg.)	L, 2-3(OT)

# Hockey East Quarterfinals



**Providence**  
27-7-4  
(16-3-3 HEA)

**OCTOBER**

3	SIMON FRASER (ex)	W, 9-1
9	at Miami	W, 7-3
10	at Miami	T, 2-2(OT)
16	HOLY CROSS	W, 4-1
23	OHIO STATE	W, 2-1
24	OHIO STATE	W, 6-4
30	at Colgate	W, 7-2
31	at Colgate	W, 4-3

**NOVEMBER**

13	BOSTON UNIVERSITY*	T, 1-1(OT)
14	at Boston University*	T, 3-3(OT)
20	NORTHEASTERN*	W, 5-2
21	at Northeastern*	W, 3-0
28	YALE	W, 4-3

**DECEMBER**

4	at Merrimack*	W, 2-1
5	MERRIMACK*	W, 4-0
10	BROWN	W, 4-1
28	vs. Cornell (Florida Classic)	L, 1-2(OT)
29	vs. BC(Florida Classic)	W, 2-1

**JANUARY**

3	at Brown	L, 3-4(OT)
8	at Boston College*	L, 3-7
9	BOSTON COLLEGE*	T, 4-4(OT)
15	at Vermont*	W, 3-1
16	at Vermont*	W, 6-3
22	UMASS LOWELL*	W, 4-2
23	at UMass Lowell*	L, 1-3
29	NEW HAMPSHIRE*	W, 3-1
30	NEW HAMPSHIRE*	L, 1-3

**FEBRUARY**

5	at Maine*	W, 1-0(OT)
6	at Maine*	W, 4-2
12	UCONN*	W, 4-0
13	at UConn*	W, 3-2
19	NOTRE DAME*	W, 3-2(OT)
20	NOTRE DAME*	W, 3-1
26	at Massachusetts*	W, 4-1
27	MASSACHUSETTS*	W, 6-0

**MARCH**

11	MERRIMACK #	W, 3-1
12	MERRIMACK #	W, 2-0
18	vs. UMass Lowell (TD)	L, 1-2(3OT)
25	vs. Minn. Duluth (Reg.)	L, 1-2(2OT)

# Hockey East Quarterfinals



**Vermont**  
14-20-3  
(6-13-3 HEA)

**OCTOBER**

4	ACADIA (ex)	L, 1-2
10	at Minnesota (HOF Game)	W, 3-0
16	OMAHA	L, 3-4
17	OMAHA	L, 1-3
23	NORTH DAKOTA	L, 2-0
24	NORTH DAKOTA	W, 5-2
29	at Northeastern*	L, 3-2
31	NORTHEASTERN*	T, 3-3(OT)

**NOVEMBER**

6	UMASS LOWELL*	L, 3-5
7	UMASS LOWELL*	L, 0-1
13	UCONN*	W, 2-1
15	MASSACHUSETTS*	T, 3-3(OT)
20	at Maine*	L, 2-3
21	at Maine*	L, 1-4
29	vs. Penn State (Philadelphia)	L, 0-4

**DECEMBER**

4	at Boston University*	W, 4-2
5	at Boston University*	L, 3-5
11	ST. LAWRENCE	W, 4-0
12	at St. Lawrence	L, 1-4
20	at Union	L, 2-3
29	LAKE SUPERIOR (Catalamount Cup)	W, 10
30	COLGATE (Catalamount Cup)	W, 4-1

**JANUARY**

2	NEW HAMPSHIRE	W, 2-1(OT)
8	DARTMOUTH	W, 1-0
15	PROVIDENCE*	L, 1-3
16	PROVIDENCE*	L, 3-6
22	at UConn*	W, 4-2
23	at Massachusetts*	W, 6-4

**FEBRUARY**

5	NOTRE DAME*	L, 1-2
6	NOTRE DAME*	L, 1-3
12	at New Hampshire*	W, 3-2
13	at New Hampshire*	T, 2-2(OT)
19	BOSTON COLLEGE*	L, 1-3
20	BOSTON COLLEGE*	L, 1-4
26	at Merrimack*	L, 1-4
27	at Merrimack*	L, 0-2

**MARCH**

4	at UConn \$	W, 2-1
5	at UConn \$	W, 4-3
11	at Boston College #	L, 0-3
12	at Boston College #	W, 4-2
13	at Boston College #	L, 3-4(OT)

\$ Hockey East Opening Round  
# Hockey East Quarterfinals  
% if necessary

# Hockey East Conference Scoring Leaders

## Scoring

				GP	G-A-P	PPG	PIM	PP	SH	GW	HT	+/-	NHL	
1	Andrew Poturalski	UNH	SO	F	22	12-19-31	1.41	9/18	6	0	1	0	-5	
2	Colin White	BC	FR	F	20	12-17-29	1.45	13/34	2	2	2	1	+13	OTT
3	Danny O'Regan	BU	SR	F	22	10-18-28	1.27	6/12	4	1	0	1	+4	SJS
4	Ryan Fitzgerald	BC	JR	F	21	13-14-27	1.29	12/35	2	3	1	0	+13	BOS
5	Mark Jankowski	PC	SR	C	22	11-15-26	1.18	6/28	4	1	4	0	+15	CGY
6	Ahti Oksanen	BU	SR	F	22	10-15-25	1.14	1/2	3	0	1	0	+16	
	Zach Aston-Reese	NU	JR	F	22	8-17-25	1.14	6/12	3	0	1	0	+12	
	Tyler Kelleher	UNH	JR	F	22	4-21-25	1.14	3/6	2	0	0	0	-2	
9	Max Letunov	UC	FR	F	22	8-16-24	1.09	1/2	2	0	0	0	-13	ARI
10	Trevor Mingoia	PC	SR	F	20	10-13-23	1.15	1/2	3	2	4	0	+16	
11	Austin Cangelosi	BC	JR	F	22	12-10-22	1.00	4/8	1	1	2	0	+12	
	Nolan Stevens	NU	SO	F	22	11-11-22	1.00	3/6	5	0	4	0	+3	
	Jake Evans	ND	SO	F	22	7-15-22	1.00	6/12	3	0	1	0	+10	MTL
	Zach Sanford	BC	SO	F	22	6-16-22	1.00	11/30	3	0	1	0	+17	WSH
	Jordan Gross	ND	SO	D	22	6-16-22	1.00	7/22	2	0	0	0	+10	
16	Anders Bjork	ND	SO	F	22	8-13-21	0.95	1/2	3	0	0	0	+18	BOS
	Thomas DiPauli	ND	SR	F	22	7-14-21	0.95	3/6	2	0	2	0	+15	WSH
18	Dylan Sikura	NU	SO	F	22	8-12-20	0.91	1/2	2	0	0	0	-4	CHI
19	Miles Wood	BC	FR	F	19	5-14-19	1.00	14/47	1	1	0	0	+11	NJD
	Tage Thompson	UC	FR	F	22	11-8-19	0.86	4/8	11	0	2	1	-14	
	Jakob Forsbacka Karlsson	BU	FR	F	22	6-13-19	0.86	8/16	3	0	0	0	+3	BOS
22	Alex Tuch	BC	SO	F	21	10-8-18	0.86	7/14	2	0	1	0	+14	MIN
	Nick Saracino	PC	SR	LW	22	6-12-18	0.82	6/12	1	0	1	0	+10	
	Jordan Greenway	BU	FR	F	22	4-14-18	0.82	13/26	1	1	1	0	+8	MIN
25	6 Players Tied With					17 Points								

## Defenseman Scoring

				GP	G-A-P	PPG	PIM	PP	SH	GW	HT	+/-	NHL	
1	Jordan Gross	ND	SO	D	22	6-16-22	1.00	7/22	2	0	0	0	+10	
2	Matt Grzelcyk	BU	SR	D	17	8-8-16	0.94	13/26	3	0	1	1	+13	BOS
	John Gilmour	PC	SR	D	19	7-9-16	0.84	6/12	2	0	0	0	+6	CGY
4	Jake Walman	PC	SO	D	19	5-10-15	0.79	4/8	5	0	1	0	+4	STL
	Teddy Doherty	BC	SR	D	21	8-7-15	0.71	2/4	5	0	2	0	+14	
	Garret Cockerill	NU	SO	D	21	7-8-15	0.71	6/12	4	0	0	0	+6	
	Brandon Fortunato	BU	SO	D	22	4-11-15	0.68	2/4	2	0	1	0	+6	
8	Joseph Masonius	UC	FR	D	20	4-10-14	0.70	11/22	2	1	0	0	-11	
	Bobby Nardella	ND	FR	D	20	3-11-14	0.70	6/12	1	0	1	0	+7	
	Casey Fitzgerald	BC	FR	D	20	1-13-14	0.70	8/24	1	0	0	0	+12	
	Matias Cleland	UNH	JR	D	22	2-12-14	0.64	9/18	1	0	0	0	-11	
	Steve Santini	BC	JR	D	22	1-13-14	0.64	7/14	0	0	1	0	+21	NJD
13	Dylan Zink	UML	JR	D	22	7-6-13	0.59	7/14	3	0	1	1	+7	
	Ian McCoshen	BC	JR	D	22	4-9-13	0.59	17/42	2	0	2	0	+14	FLA
15	Charlie McAvoy	BU	FR	D	20	1-11-12	0.60	15/41	0	0	1	0	+9	
	Alexx Privitera	UVM	SR	D	22	5-7-12	0.55	13/34	3	0	0	0	-2	
	Michael Kapla	UML	JR	D	22	4-8-12	0.55	4/8	1	0	2	0	+5	
	Matt Benning	NU	JR	D	22	2-10-12	0.55	7/17	1	0	0	0	+4	BOS

## Freshman Scoring

				GP	G-A-P	PPG	PIM	PP	SH	GW	HT	+/-	NHL	
1	Colin White	BC	FR	F	20	12-17-29	1.45	13/34	2	2	2	1	+13	OTT
2	Max Letunov	UC	FR	F	22	8-16-24	1.09	1/2	2	0	0	0	-13	ARI
3	Miles Wood	BC	FR	F	19	5-14-19	1.00	14/47	1	1	0	0	+11	NJD
	Tage Thompson	UC	FR	F	22	11-8-19	0.86	4/8	11	0	2	1	-14	
	Jakob Forsbacka Karlsson	BU	FR	F	22	6-13-19	0.86	8/16	3	0	0	0	+3	BOS
6	Jordan Greenway	BU	FR	F	22	4-14-18	0.82	13/26	1	1	1	0	+8	MIN
7	Adam Gaudette	NU	FR	F	22	7-9-16	0.73	8/16	3	1	0	0	+3	VAN
8	Joseph Masonius	UC	FR	D	20	4-10-14	0.70	11/22	2	1	0	0	-11	
	Bobby Nardella	ND	FR	D	20	3-11-14	0.70	6/12	1	0	1	0	+7	
	Casey Fitzgerald	BC	FR	D	20	1-13-14	0.70	8/24	1	0	0	0	+12	
11	Erik Foley	PC	FR	F	22	5-8-13	0.59	6/12	2	0	0	0	+14	WPG
12	Charlie McAvoy	BU	FR	D	20	1-11-12	0.60	15/41	0	0	1	0	+9	
13	Austin Plevy	UM	FR	F	22	4-7-11	0.50	4/8	1	0	1	0	-18	
14	Nick Master	UML	FR	F	22	3-7-10	0.45	5/10	2	0	1	0	+2	
15	Marcus Vela	UNH	FR	F	22	3-6-9	0.41	10/20	2	0	0	0	-7	SJS

# Hockey East Conference Scoring Leaders

Goal Scoring				GP	G	GPG	Assist Scoring				GP	A	APG
1	Ryan Fitzgerald	BC	JR F	21	13	0.62	1	Tyler Kelleher	UNH	JR F	22	21	0.95
2	Colin White	BC	FR F	20	12	0.60	2	Andrew Poturalski	UNH	SO F	22	19	0.86
	Austin Cangelosi	BC	JR F	22	12	0.55	3	Danny O'Regan	BU	SR F	22	18	0.82
	Andrew Poturalski	UNH	SO F	22	12	0.55	4	Colin White	BC	FR F	20	17	0.85
5	Tage Thompson	UC	FR F	22	11	0.50		Zach Aston-Reese	NU	JR F	22	17	0.77
	Nolan Stevens	NU	SO F	22	11	0.50	6	Zach Sanford	BC	SO F	22	16	0.73
	Mark Jankowski	PC	SR C	22	11	0.50		Max Letunov	UC	FR F	22	16	0.73
8	Trevor Mingoia	PC	SR F	20	10	0.50		Jordan Gross	NDM	SO D	22	16	0.73
	Alex Tuch	BC	SO F	21	10	0.48	9	Ahti Oksanen	BU	SR F	22	15	0.68
	Ahti Oksanen	BU	SR F	22	10	0.45		Joe Gambardella	UML	JR F	22	15	0.68
	Danny O'Regan	BU	SR F	22	10	0.45		Jake Evans	NDM	SO F	22	15	0.68
12	Brandon Tanev	PC	SR LW	22	9	0.41		Mark Jankowski	PC	SR C	22	15	0.68

Power Play Goals				GP	G	GPG	Power Play Points				GP	G-A-P	PPG
1	Tage Thompson	UC	FR F	22	11	0.50	1	Andrew Poturalski	UNH	SO F	22	6-10-16	0.73
2	Andrew Poturalski	UNH	SO F	22	6	0.27	2	Tage Thompson	UC	FR F	22	11-4-15	0.68
3	Jake Walman	PC	SO D	19	5	0.26		Max Letunov	UC	FR F	22	2-13-15	0.68
	Teddy Doherty	BC	SR D	21	5	0.24	4	Danny O'Regan	BU	SR F	22	4-9-13	0.59
	Nolan Stevens	NU	SO F	22	5	0.23	5	Trevor Mingoia	PC	SR F	20	3-7-10	0.50
6	Garret Cockerill	NU	SO D	21	4	0.19		Zach Aston-Reese	NU	JR F	22	3-7-10	0.45
	Danny O'Regan	BU	SR F	22	4	0.18		Tyler Kelleher	UNH	JR F	22	2-8-10	0.45
	Mark Jankowski	PC	SR C	22	4	0.18		Dylan Sikura	NU	SO F	22	2-8-10	0.45
9	15 Players Tied With				3			Jordan Gross	NDM	SO D	22	2-8-10	0.45
								10 8 Players Tied With				9 Points	

Shorthanded Goals				GP	G	GPG	Game-Winning Goals				GP	G	GPG
1	Ryan Fitzgerald	BC	JR F	21	3	0.14	1	Trevor Mingoia	PC	SR F	20	4	0.20
2	Colin White	BC	FR F	20	2	0.10		Nolan Stevens	NU	SO F	22	4	0.18
	Trevor Mingoia	PC	SR F	20	2	0.10		Mark Jankowski	PC	SR C	22	4	0.18
	Steven Swavely	ME	SR F	22	2	0.09	4	21 Players Tied With				2	
5	14 Players Tied With				1								

Plus-Minus				GP	+/-	Hat Tricks				GP	HT
1	Steve Santini	BC	JR D	22	+21	1	Matt Grzelcyk	BU	SR D	17	1
2	Anders Bjork	NDM	SO F	22	+18		Colin White	BC	FR F	20	1
3	Zach Sanford	BC	SO F	22	+17		Danny O'Regan	BU	SR F	22	1
4	Trevor Mingoia	PC	SR F	20	+16		Tage Thompson	UC	FR F	22	1
	Ahti Oksanen	BU	SR F	22	+16		Dylan Zink	UML	JR D	22	1
6	Thomas DiPauli	NDM	SR F	22	+15		Dan Correale	UNH	SR F	22	1
	Mark Jankowski	PC	SR C	22	+15						
8	5 Players Tied With				+14						

Blocked Shots				GP	BLK	BLK/G	Face-Off Percentage				FW	FL	FO %
1	Matias Cleland	UNH	JR D	22	67	3.05	1	Austin Cangelosi	BC	JR F	315	170	.649
2	Callum Fryer	UM	FR D	20	45	2.25	2	Steven Swavely	ME	SR F	291	191	.604
3	Derek Pratt	UC	SO D	21	44	2.10	3	Jakob Forsbacka Karlsson	BU	FR F	304	217	.583
4	Doyle Somerby	BU	JR D	22	42	1.91	4	Blaine Byron	ME	JR F	32	23	.582
5	Cameron Marks	UNH	SO D	19	41	2.16	5	Brian Pinho	PC	SO F	213	155	.579
6	Alexx Privitera	UVM	SR D	22	39	1.77	6	Bobo Carpenter	BU	FR F	93	70	.571
7	Mark Hamilton	ME	SO D	22	37	1.68	7	Alfred Larsson	MC	SO F	59	45	.567
	Dennis Gilbert	NDM	FR D	22	37	1.68	8	Craig Puffer	UVM	FR F	182	140	.565
9	Ian McCoshen	BC	JR D	22	36	1.64	9	Jake Evans	NDM	SO F	210	163	.563
10	Johnny Austin	UC	SO D	18	33	1.83	10	Ludvig Larsson	MC	FR F	28	22	.560
	John Furgele	UNH	SO D	22	33	1.50							

# Hockey East Conference Goaltending Leaders

## Goals Against Average

				GP	Minutes	GA	GAA	Record	SO	Saves	Save %	NHL
1	Kevin Boyle	UML	SR	22	1292:28	35	1.62	12-6-4	4	554	.941	
2	Cal Petersen	ND	SO	22	1318:56	39	1.77	15-5-2	1	578	.937	BUF
3	Nick Ellis	PC	JR	21	1218:17	37	1.82	15-3-3	3	544	.936	
4	Thatcher Demko	BC	JR	20	1217:29	38	1.87	14-2-4	5	577	.938	VAN
5	Sean Maguire	BU	SR	14	774:30	29	2.25	7-4-1	0	358	.925	PIT
6	Ryan Ruck	NU	FR	21	1260:47	50	2.38	10-8-3	1	493	.908	
7	Mike Santaguida	UVM	JR	11	658:35	28	2.55	3-5-2	0	287	.911	
8	Connor LaCouvee	BU	SO	11	552:37	25	2.71	5-2-3	0	235	.904	
9	Rob McGovern	ME	FR	11	504:57	25	2.97	1-9-0	0	211	.894	
10	Packy Munson	UVM	FR	11	652:27	33	3.03	3-7-1	0	295	.899	
11	Rob Nichols	UC	JR	19	1086:22	55	3.04	6-11-2	1	580	.913	
12	Daniel Tirone	UNH	SO	20	1187:56	64	3.23	3-11-6	0	598	.903	
13	Collin Delia	MC	SO	18	1105:06	60	3.26	3-9-6	0	450	.882	
14	Matt Morris	ME	JR	16	816:48	46	3.38	4-6-2	0	448	.907	
15	Nic Renyard	UM	FR	18	976:41	60	3.69	2-11-4	0	508	.894	

## Save Percentage

				GP	Minutes	GA	GAA	Record	SO	Saves	Save %	NHL
1	Kevin Boyle	UML	SR	22	1292:28	35	1.62	12-6-4	4	554	.941	
2	Thatcher Demko	BC	JR	20	1217:29	38	1.87	14-2-4	5	577	.938	VAN
3	Cal Petersen	ND	SO	22	1318:56	39	1.77	15-5-2	1	578	.937	BUF
4	Nick Ellis	PC	JR	21	1218:17	37	1.82	15-3-3	3	544	.936	
5	Sean Maguire	BU	SR	14	774:30	29	2.25	7-4-1	0	358	.925	PIT
6	Rob Nichols	UC	JR	19	1086:22	55	3.04	6-11-2	1	580	.913	
7	Mike Santaguida	UVM	JR	11	658:35	28	2.55	3-5-2	0	287	.911	
8	Ryan Ruck	NU	FR	21	1260:47	50	2.38	10-8-3	1	493	.908	
9	Matt Morris	ME	JR	16	816:48	46	3.38	4-6-2	0	448	.907	
10	Connor LaCouvee	BU	SO	11	552:37	25	2.71	5-2-3	0	235	.904	
11	Daniel Tirone	UNH	SO	20	1187:56	64	3.23	3-11-6	0	598	.903	
12	Packy Munson	UVM	FR	11	652:27	33	3.03	3-7-1	0	295	.899	
13	Nic Renyard	UM	FR	18	976:41	60	3.69	2-11-4	0	508	.894	
14	Rob McGovern	ME	FR	11	504:57	25	2.97	1-9-0	0	211	.894	
15	Collin Delia	MC	SO	18	1105:06	60	3.26	3-9-6	0	450	.882	

## Saves

			GP	SVS/G	Saves
1	Daniel Tirone	UNH	SO	20	29.9
2	Rob Nichols	UC	JR	19	30.5
3	Cal Petersen	ND	SO	22	26.3
4	Thatcher Demko	BC	JR	20	28.9
5	Kevin Boyle	UML	SR	22	25.2
6	Nick Ellis	PC	JR	21	25.9
7	Nic Renyard	UM	FR	18	28.2
8	Ryan Ruck	NU	FR	21	23.5
9	Collin Delia	MC	SO	18	25.0
10	Matt Morris	ME	JR	16	28.0
11	Sean Maguire	BU	SR	14	25.6
12	Packy Munson	UVM	FR	11	26.8
13	Mike Santaguida	UVM	JR	11	26.1
14	Connor LaCouvee	BU	SO	11	21.4
15	Rob McGovern	ME	FR	11	19.2
16	Tanner Creel	UC	SO	6	23.0
17	Alex Wakaluk	UM	JR	7	15.9
18	Drew Vogler	MC	FR	4	27.2
19	Ian Milosz	BC	FR	2	31.0
20	Henry Dill	UM	SO	3	17.7

## Shutouts

			GP	Shutouts
1	Thatcher Demko	BC	JR	20
2	Kevin Boyle	UML	SR	22
3	Nick Ellis	PC	JR	21
4	Hayden Hawkey	PC	FR	3
	Drew Vogler	MC	FR	4
	Rob Nichols	UC	JR	19
	Ryan Ruck	NU	FR	21
	Cal Petersen	ND	SO	22

# Hockey East Conference Team Stats

## TEAM OFFENSE

Team	Games	Goals	G/GM
1 Boston College	22	91	4.14
2 Boston University	22	75	3.41
Northeastern	22	75	3.41
4 Providence	22	71	3.23
5 Notre Dame	22	70	3.18
6 UMass Lowell	22	58	2.64
7 New Hampshire	22	57	2.59
8 Merrimack	22	50	2.27
9 Connecticut	22	49	2.23
10 Vermont	22	48	2.18
11 Massachusetts	22	44	2.00
12 Maine	22	42	1.91

## TEAM DEFENSE

Team	Games	Goals	G/GM
1 UMass Lowell	22	37	1.68
2 Providence	22	39	1.77
3 Notre Dame	22	40	1.82
4 Boston College	22	45	2.05
5 Boston University	22	56	2.55
Northeastern	22	56	2.55
7 Vermont	22	66	3.00
8 Connecticut	22	70	3.18
Merrimack	22	70	3.18
10 New Hampshire	22	73	3.32
11 Maine	22	77	3.50
12 Massachusetts	22	101	4.59



## POWER PLAY

Team	Totals	SHA	PP %
1 Northeastern	24/95	2	25.3
2 Boston University	20/88	1	22.7
3 Providence	24/106	0	22.6
4 Connecticut	21/95	2	22.1
5 Boston College	19/86	1	22.1
6 Notre Dame	18/84	0	21.4
7 New Hampshire	19/90	4	21.1
8 Maine	11/72	0	15.3
9 UMass Lowell	13/86	2	15.1
10 Massachusetts	11/75	6	14.7
11 Vermont	11/91	3	12.1
12 Merrimack	6/74	2	8.1

## PENALTY KILL

Team	Totals	SHF	PK %
1 Notre Dame	71/80	0	88.8
2 Boston College	88/100	7	88.0
3 UMass Lowell	63/75	2	84.0
4 Providence	71/85	3	83.5
5 Maine	80/97	4	82.5
6 Connecticut	70/85	2	82.4
7 Boston University	78/96	2	81.2
8 Northeastern	54/69	2	78.3
9 New Hampshire	59/77	0	76.6
10 Merrimack	71/93	0	76.3
11 Vermont	76/100	0	76.0
12 Massachusetts	64/85	1	75.3



## PENALTY MINUTES

Team	Games	PIM	PIM/G
1 Maine	22	346	15.7
2 Boston College	22	338	15.4
3 Vermont	22	337	15.3
4 Providence	22	273	12.4
5 Massachusetts	22	264	12.0
6 Merrimack	22	263	12.0
7 Boston University	22	239	10.9
8 Connecticut	22	220	10.0
9 New Hampshire	22	218	9.9
10 Notre Dame	22	212	9.6
11 UMass Lowell	22	211	9.6
12 Northeastern	22	205	9.3

## SHOTS ON GOAL

Team	Games	SOG	SOG/G
1 Boston University	22	765	34.8
2 Providence	22	753	34.2
3 Maine	22	724	32.9
4 Notre Dame	22	715	32.5
5 Vermont	22	712	32.4
6 Boston College	22	702	31.9
7 Northeastern	22	658	29.9
8 Merrimack	22	642	29.2
9 UMass Lowell	22	638	29.0
10 New Hampshire	22	621	28.2
11 Massachusetts	22	589	26.8
12 Connecticut	22	572	26.0



## SCORING BY PERIOD

Team	1st	2nd	3rd	OT	Total
1 Boston College	31	29	31	0	91
2 Boston University	20	24	30	1	75
Northeastern	19	30	26	0	75
4 Providence	26	25	18	2	71
5 Notre Dame	22	22	26	0	70
6 UMass Lowell	18	17	22	1	58
7 New Hampshire	15	25	17	0	57
8 Merrimack	11	19	20	0	50
9 Connecticut	11	15	22	1	49
10 Vermont	14	16	18	0	48
11 Massachusetts	12	11	21	0	44
12 Maine	15	13	13	1	42

## GOALS ALLOWED BY PERIOD

Team	1st	2nd	3rd	OT	Total
1 UMass Lowell	9	14	13	1	37
2 Providence	8	16	15	0	39
3 Notre Dame	9	16	14	1	40
4 Boston College	17	11	17	0	45
5 Boston University	13	23	20	0	56
Northeastern	21	18	16	1	56
7 Vermont	22	18	26	0	66
8 Connecticut	22	21	27	0	70
Merrimack	16	23	30	1	70
10 New Hampshire	14	27	31	1	73
11 Maine	27	21	28	1	77
12 Massachusetts	36	38	27	0	101



## SPECIAL TEAMS NET

Team	PPF	SHA	PP NET	PPA	SHF	SH NET	ST NET
1 Boston College	19	1	+18	12	7	-5	+13
Providence	24	0	+24	14	3	-11	+13
3 Northeastern	24	2	+22	15	2	-13	+9
Notre Dame	18	0	+18	9	0	-9	+9
5 Connecticut	21	2	+19	15	2	-13	+6
6 Boston University	20	1	+19	18	2	-16	+3
7 UMass Lowell	13	2	+11	12	2	-10	+1
8 Maine	11	0	+11	17	4	-13	-2
9 New Hampshire	19	4	+15	18	0	-18	-3
10 Massachusetts	11	6	+5	21	1	-20	-15
11 Vermont	11	3	+8	24	0	-24	-16
12 Merrimack	6	2	+4	22	0	-22	-18



# Hockey East Overall Scoring Leaders

## Scoring

				GP	G-A-P	PPG	PIM	PP	SH	GW	HT	+/-	NHL	
1	Andrew Poturalski	UNH	SO	F	37	22-30-52	1.41	12/24	8	0	1	1	-4	
2	Tyler Kelleher	UNH	JR	F	37	10-36-46	1.24	5/10	3	0	1	0	-1	
	Ryan Fitzgerald	BC	JR	F	39	23-23-46	1.18	18/47	4	3	5	0	+25	BOS
4	Danny O'Regan	BU	SR	F	39	17-27-44	1.13	8/16	7	1	1	1	+5	SJS
5	Zach Aston-Reese	NU	JR	F	41	14-29-43	1.05	14/28	5	0	3	0	+19	
6	Colin White	BC	FR	F	36	19-23-42	1.17	18/44	4	2	3	1	+25	OTT
	Nolan Stevens	NU	SO	F	41	20-22-42	1.02	5/10	8	0	5	0	+13	
8	Maxim Letunov	UC	FR	F	36	16-24-40	1.11	1/2	3	0	1	1	-16	ARI
	Mark Jankowski	PC	SR	C	38	15-25-40	1.05	6/28	6	1	4	0	+24	CGY
10	C.J. Smith	UML	SO	F	40	17-22-39	0.97	17/50	4	2	2	1	+15	
	Zach Sanford	BC	SO	F	40	13-26-39	0.97	18/44	6	2	1	0	+27	WSH
12	Trevor Mingoia	PC	SR	F	36	14-23-37	1.03	3/6	3	2	4	0	+24	
	Austin Cangelosi	BC	JR	F	40	20-17-37	0.93	6/12	3	2	4	0	+17	
	Joe Gambardella	UML	JR	F	40	10-27-37	0.93	1/2	3	0	3	0	+17	
15	Ahti Oksanen	BU	SR	F	39	15-21-36	0.92	3/14	4	0	3	0	+19	
16	Anders Bjork	ND	SO	F	35	12-23-35	1.00	4/8	3	0	0	0	+28	BOS
	Miles Wood	BC	FR	F	36	10-25-35	0.97	23/76	3	1	1	0	+13	NJD
	Adam Chapie	UML	SR	F	39	16-19-35	0.90	19/57	4	0	3	0	+11	
	John Stevens	NU	JR	F	40	10-25-35	0.88	17/45	1	0	2	0	+9	
20	Jake Evans	ND	SO	F	37	8-25-33	0.89	9/29	4	0	1	0	+15	MTL
	Alex Tuch	BC	SO	F	39	17-16-33	0.85	15/33	2	0	2	0	+24	MIN
22	Tage Thompson	UC	FR	F	36	14-18-32	0.89	6/12	13	0	2	1	-14	
	Thomas DiPauli	ND	SR	F	37	14-18-32	0.86	8/16	3	0	2	0	+13	WSH
	Nick Saracino	PC	SR	LW	38	11-21-32	0.84	8/16	3	0	2	0	+16	
25	Jordan Gross	ND	SO	D	37	9-22-31	0.84	11/30	2	0	1	0	+15	
	Mike McMurtry	NU	SR	F	41	8-23-31	0.76	7/14	1	0	1	0	+4	

## Defenseman Scoring

				GP	G-A-P	PPG	PIM	PP	SH	GW	HT	+/-	NHL	
1	Jordan Gross	ND	SO	D	37	9-22-31	0.84	11/30	2	0	1	0	+15	
2	Jake Walman	PC	SO	D	27	13-15-28	1.04	10/20	8	0	4	1	+13	STL
	Matias Cleland	UNH	JR	D	37	5-23-28	0.76	18/47	4	0	0	0	-15	
4	Casey Fitzgerald	BC	FR	D	38	4-22-26	0.68	15/46	3	0	0	0	+27	
5	Charlie McAvoy	BU	FR	D	37	3-22-25	0.68	21/56	0	0	2	0	+10	
	Teddy Doherty	BC	SR	D	39	13-12-25	0.64	5/10	6	1	2	0	+17	
7	Bobby Nardella	ND	FR	D	35	4-20-24	0.69	9/18	1	0	1	0	+9	
	Dylan Zink	UML	JR	D	39	11-13-24	0.62	11/22	6	0	1	1	+13	
9	Matt Grzelcyk	BU	SR	D	27	10-13-23	0.85	18/36	4	0	1	1	+17	BOS
	John Gilmour	PC	SR	D	34	9-14-23	0.68	9/18	4	0	0	0	+3	CGY
11	Garret Cockerill	NU	SO	D	37	8-14-22	0.59	10/20	4	0	0	0	+16	
	Brandon Fortunato	BU	SO	D	38	5-17-22	0.58	3/6	3	0	2	0	+5	
13	Joseph Masonius	UC	FR	D	34	6-15-21	0.62	20/40	3	1	0	0	-18	
14	Ian McCoshen	BC	JR	D	39	6-14-20	0.51	27/84	3	0	2	0	+29	FLA
	Michael Kapla	UML	JR	D	40	4-16-20	0.50	9/18	1	0	2	0	+10	

## Freshman Scoring

				GP	G-A-P	PPG	PIM	PP	SH	GW	HT	+/-	NHL	
1	Colin White	BC	FR	F	36	19-23-42	1.17	18/44	4	2	3	1	+25	OTT
2	Maxim Letunov	UC	FR	F	36	16-24-40	1.11	1/2	3	0	1	1	-16	ARI
3	Miles Wood	BC	FR	F	36	10-25-35	0.97	23/76	3	1	1	0	+13	NJD
4	Tage Thompson	UC	FR	F	36	14-18-32	0.89	6/12	13	0	2	1	-14	
5	Jakob Forsbacka Karlsson	BU	FR	F	39	10-20-30	0.77	14/28	3	0	1	0	+4	BOS
	Adam Gaudette	NU	FR	F	41	12-18-30	0.73	10/20	5	1	1	0	E	VAN
7	Casey Fitzgerald	BC	FR	D	38	4-22-26	0.68	15/46	3	0	0	0	+27	
	Jordan Greenway	BU	FR	F	39	5-21-26	0.67	25/58	1	1	1	0	+14	MIN
9	Charlie McAvoy	BU	FR	D	37	3-22-25	0.68	21/56	0	0	2	0	+10	
10	Austin Plevy	UM	FR	F	35	10-14-24	0.69	5/10	4	0	3	1	-19	
	Bobby Nardella	ND	FR	D	35	4-20-24	0.69	9/18	1	0	1	0	+9	
	Nick Master	UML	FR	F	39	8-16-24	0.62	8/16	3	0	2	1	+10	
13	Joseph Masonius	UC	FR	D	34	6-15-21	0.62	20/40	3	1	0	0	-18	
14	Erik Foley	PC	FR	F	36	7-12-19	0.53	10/20	2	0	1	0	+16	WPG
15	Dylan Malmquist	ND	FR	LW	36	11-6-17	0.47	7/25	2	0	2	0	+9	

# Hockey East Overall Scoring Leaders

Goal Scoring				GP	G	GPG	Assist Scoring				GP	A	APG
1	Ryan Fitzgerald	BC	JR F	39	23	0.59	1	Tyler Kelleher	UNH	JR F	37	36	0.97
2	Andrew Poturalski	UNH	SO F	37	22	0.59	2	Andrew Poturalski	UNH	SO F	37	30	0.81
3	Austin Cangelosi	BC	JR F	40	20	0.50	3	Zach Aston-Reese	NU	JR F	41	29	0.71
	Nolan Stevens	NU	SO F	41	20	0.49	4	Danny O'Regan	BU	SR F	39	27	0.69
5	Colin White	BC	FR F	36	19	0.53		Joe Gambardella	UML	JR F	40	27	0.68
6	Shane Walsh	UM	SR F	36	18	0.50	6	Zach Sanford	BC	SO F	40	26	0.65
7	Alex Tuch	BC	SO F	39	17	0.44	7	Miles Wood	BC	FR F	36	25	0.69
	Danny O'Regan	BU	SR F	39	17	0.44		Jake Evans	NDM	SO F	37	25	0.68
	C.J. Smith	UML	SO F	40	17	0.42		Mark Jankowski	PC	SR C	38	25	0.66
10	Maxim Letunov	UC	FR F	36	16	0.44		John Stevens	NU	JR F	40	25	0.62
	Dan Correale	UNH	SR F	37	16	0.43	11	Maxim Letunov	UC	FR F	36	24	0.67
	Adam Chapie	UML	SR F	39	16	0.41	12	6 Players Tied With				23	

Power Play Goals				GP	G	GPG	Power Play Points				GP	G-A-P	PPG
1	Tage Thompson	UC	FR F	36	13	0.36	1	Andrew Poturalski	UNH	SO F	37	8-16-24	0.65
2	Jake Walman	PC	SO D	27	8	0.30	2	Maxim Letunov	UC	FR F	36	3-19-22	0.61
	Dan Correale	UNH	SR F	37	8	0.22	3	Tage Thompson	UC	FR F	36	13-6-19	0.53
	Andrew Poturalski	UNH	SO F	37	8	0.22	4	Matias Cleland	UNH	JR D	37	4-14-18	0.49
	Nolan Stevens	NU	SO F	41	8	0.20		Tyler Kelleher	UNH	JR F	37	3-15-18	0.49
6	Danny O'Regan	BU	SR F	39	7	0.18		Danny O'Regan	BU	SR F	39	7-11-18	0.46
7	Mark Jankowski	PC	SR C	38	6	0.16	7	John Gilmour	PC	SR D	34	4-12-16	0.47
	Teddy Doherty	BC	SR D	39	6	0.15		Trevor Mingoia	PC	SR F	36	3-13-16	0.44
	Dylan Zink	UML	JR D	39	6	0.15		Nolan Stevens	NU	SO F	41	8-8-16	0.39
	Zach Sanford	BC	SO F	40	6	0.15		Zach Aston-Reese	NU	JR F	41	5-11-16	0.39

Shorthanded Goals				GP	G	GPG	Game-Winning Goals				GP	G	GPG
1	Ryan Fitzgerald	BC	JR F	39	3	0.08	1	Brandon Tanev	PC	SR LW	38	5	0.13
2	Corey Ronan	UC	SO F	28	2	0.07		Ryan Fitzgerald	BC	JR F	39	5	0.13
	Colin White	BC	FR F	36	2	0.06		Nolan Stevens	NU	SO F	41	5	0.12
	Trevor Mingoia	PC	SR F	36	2	0.06	4	Jake Walman	PC	SO D	27	4	0.15
	Steven Swavely	ME	SR F	38	2	0.05		Trevor Mingoia	PC	SR F	36	4	0.11
	Blaine Byron	ME	JR F	38	2	0.05		Sam Herr	NDM	SR F	37	4	0.11
	Austin Cangelosi	BC	JR F	40	2	0.05		Mark Jankowski	PC	SR C	38	4	0.11
	Zach Sanford	BC	SO F	40	2	0.05		Brendan Bradley	UVM	JR F	39	4	0.10
	C.J. Smith	UML	SO F	40	2	0.05		Adam Gilmour	BC	JR F	40	4	0.10
10	20 Players Tied With				1			Austin Cangelosi	BC	JR F	40	4	0.10
								Lincoln Griffin	NU	FR F	41	4	0.10

Plus-Minus				GP	+/-	Hat Tricks				GP	HT
1	Ian McCoshen	BC	JR D	39	+29	1 14 Players Tied With					1
2	Anders Bjork	NDM	SO F	35	+28						
3	Casey Fitzgerald	BC	FR D	38	+27						
	Zach Sanford	BC	SO F	40	+27						
5	Colin White	BC	FR F	36	+25						
	Ryan Fitzgerald	BC	JR F	39	+25						
7	Trevor Mingoia	PC	SR F	36	+24						
	Mark Jankowski	PC	SR C	38	+24						
	Alex Tuch	BC	SO F	39	+24						
	Steve Santini	BC	JR D	40	+24						

Blocked Shots				GP	BLK	BLK/G	Face-Off Percentage				FW	FL	FO %
1	Matias Cleland	UNH	JR D	37	112	3.03	1	Austin Cangelosi	BC	JR F	533	304	.637
2	Doyle Somerby	BU	JR D	39	77	1.97	2	Jesse Schwartz	UC	SO F	103	69	.599
3	Callum Fryer	UM	FR D	34	72	2.12	3	Steven Swavely	ME	SR F	506	344	.595
4	Derek Pratt	UC	SO D	34	71	2.09	4	Jakob Forsbacka Karlsson	BU	FR F	533	371	.590
5	Dennis Gilbert	NDM	FR D	37	70	1.89	5	Thomas DiPauli	NDM	SR F	61	43	.587
6	Matt Benning	NU	JR D	41	67	1.63	6	Brian Pinho	PC	SO F	365	261	.583
7	Cameron Marks	UNH	SO D	33	66	2.00	7	Ryan Fitzgerald	BC	JR F	170	123	.580
8	Mark Hamilton	ME	SO D	37	64	1.73	8	Alfred Larsson	MC	SO F	104	76	.578
9	Ian McCoshen	BC	JR D	39	61	1.56	9	Ludvig Larsson	MC	FR F	63	47	.573
10	3 Players Tied With				56		10	Mike McMurry	NU	SR F	165	124	.571



# Hockey East Overall Goaltending Leaders

## Goals Against Average

			GP	Minutes	GA	GAA	Record	SO	Saves	Save %	NHL	
1	Nick Ellis	PC	JR	36	2195:30	66	1.80	25-7-4	4	970	.936	
2	Kevin Boyle	UML	SR	39	2363:34	72	1.83	24-10-5	7	1019	.934	
3	Thatcher Demko	BC	JR	38	2303:25	71	1.85	27-7-4	10	1040	.936	VAN
4	Drew Vogler	MC	FR	16	846:04	28	1.99	5-7-1	1	350	.926	
5	Cal Petersen	ND	SO	37	2231:52	82	2.20	19-11-7	1	1049	.927	BUF
6	Ryan Ruck	NU	FR	37	2185:24	86	2.36	20-11-4	2	864	.909	
7	Packy Munson	UVM	FR	21	1238:57	49	2.37	9-10-1	3	564	.920	
8	Sean Maguire	BU	SR	25	1371:32	55	2.41	13-9-1	1	630	.920	PIT
9	Mike Santaguida	UVM	JR	20	1156:53	51	2.65	6-11-2	1	535	.913	
10	Rob McGovern	ME	FR	20	1078:27	50	2.78	2-14-3	0	475	.905	
11	Connor LaCouvee	BU	SO	19	986:12	48	2.92	8-4-4	0	419	.897	
12	Rob Nichols	UC	JR	29	1680:19	82	2.93	9-18-2	2	840	.911	
13	Collin Delia	MC	SO	26	1521:03	75	2.96	8-12-6	0	600	.889	
14	Daniel Tirone	UNH	SO	34	2032:41	108	3.19	9-19-6	1	1048	.907	
15	Matt Morris	ME	JR	23	1187:34	70	3.54	6-10-3	0	636	.901	
16	Nic Renyard	UM	FR	26	1448:08	88	3.65	5-15-4	0	777	.898	

## Save Percentage

			GP	Minutes	GA	GAA	Record	SO	Saves	Save %	NHL	
1	Nick Ellis	PC	JR	36	2195:30	66	1.80	25-7-4	4	970	.936	
2	Thatcher Demko	BC	JR	38	2303:25	71	1.85	27-7-4	10	1040	.936	VAN
3	Kevin Boyle	UML	SR	39	2363:34	72	1.83	24-10-5	7	1019	.934	
4	Cal Petersen	ND	SO	37	2231:52	82	2.20	19-11-7	1	1049	.927	BUF
5	Drew Vogler	MC	FR	16	846:04	28	1.99	5-7-1	1	350	.926	
6	Packy Munson	UVM	FR	21	1238:57	49	2.37	9-10-1	3	564	.920	
7	Sean Maguire	BU	SR	25	1371:32	55	2.41	13-9-1	1	630	.920	PIT
8	Mike Santaguida	UVM	JR	20	1156:53	51	2.65	6-11-2	1	535	.913	
9	Rob Nichols	UC	JR	29	1680:19	82	2.93	9-18-2	2	840	.911	
10	Ryan Ruck	NU	FR	37	2185:24	86	2.36	20-11-4	2	864	.909	
11	Daniel Tirone	UNH	SO	34	2032:41	108	3.19	9-19-6	1	1048	.907	
12	Rob McGovern	ME	FR	20	1078:27	50	2.78	2-14-3	0	475	.905	
13	Matt Morris	ME	JR	23	1187:34	70	3.54	6-10-3	0	636	.901	
14	Nic Renyard	UM	FR	26	1448:08	88	3.65	5-15-4	0	777	.898	
15	Connor LaCouvee	BU	SO	19	986:12	48	2.92	8-4-4	0	419	.897	
16	Collin Delia	MC	SO	26	1521:03	75	2.96	8-12-6	0	600	.889	

## Saves

			GP	SVS/G	Saves	
1	Cal Petersen	ND	SO	37	28.4	1049
2	Daniel Tirone	UNH	SO	34	30.8	1048
3	Thatcher Demko	BC	JR	38	27.4	1040
4	Kevin Boyle	UML	SR	39	26.1	1019
5	Nick Ellis	PC	JR	36	26.9	970
6	Ryan Ruck	NU	FR	37	23.4	864
7	Rob Nichols	UC	JR	29	29.0	840
8	Nic Renyard	UM	FR	26	29.9	777
9	Matt Morris	ME	JR	23	27.7	636
10	Sean Maguire	BU	SR	25	25.2	630
11	Collin Delia	MC	SO	26	23.1	600
12	Packy Munson	UVM	FR	21	26.9	564
13	Mike Santaguida	UVM	JR	20	26.8	535
14	Rob McGovern	ME	FR	20	23.8	475
15	Connor LaCouvee	BU	SO	19	22.1	419
16	Drew Vogler	MC	FR	16	21.9	350
17	Alex Wakaluk	UM	JR	10	20.6	206
18	Tanner Creel	UC	SO	8	22.9	183
19	Henry Dill	UM	SO	7	22.9	160
20	Derick Roy	NU	JR	7	11.3	79
	Hayden Hawkey	PC	FR	5	15.8	79

## Shutouts

			GP	Shutouts	
1	Thatcher Demko	BC	JR	38	10
2	Kevin Boyle	UML	SR	39	7
3	Nick Ellis	PC	JR	36	4
4	Packy Munson	UVM	FR	21	3
5	Rob Nichols	UC	JR	29	2
	Ryan Ruck	NU	FR	37	2
7	Hayden Hawkey	PC	FR	5	1
	Drew Vogler	MC	FR	16	1
	Mike Santaguida	UVM	JR	20	1
	Sean Maguire	BU	SR	25	1
	Daniel Tirone	UNH	SO	34	1
	Cal Petersen	ND	SO	37	1

# Hockey East Overall Team Stats

## TEAM OFFENSE

Team	Games	Goals	G/GM
1 Boston College	40	154	3.85
2 Northeastern	41	134	3.27
3 Providence	38	124	3.26
4 Boston University	39	124	3.18
5 Notre Dame	37	115	3.11
6 New Hampshire	37	112	3.03
7 UMass Lowell	40	121	3.02
8 Connecticut	36	88	2.44
9 Merrimack	39	95	2.44
10 Massachusetts	36	84	2.33
11 Vermont	40	86	2.15
12 Maine	38	76	2.00

## TEAM DEFENSE

Team	Games	Goals	G/GM
1 Providence	38	71	1.87
2 UMass Lowell	40	75	1.88
3 Boston College	40	79	1.98
4 Notre Dame	37	86	2.32
5 Northeastern	41	105	2.56
6 Vermont	40	107	2.67
7 Boston University	39	106	2.72
8 Merrimack	39	108	2.77
9 Connecticut	36	114	3.17
10 New Hampshire	37	121	3.27
11 Maine	38	129	3.39
12 Massachusetts	36	146	4.06



## POWER PLAY

Team	Totals	SHA	PP %
1 New Hampshire	37/155	5	23.9
2 Northeastern	39/168	2	23.2
3 Boston College	35/163	1	21.5
4 Boston University	28/133	2	21.1
5 Notre Dame	27/129	0	20.9
6 Providence	33/163	1	20.2
7 Connecticut	29/147	4	19.7
8 UMass Lowell	30/157	3	19.1
9 Massachusetts	22/127	7	17.3
10 Maine	19/135	0	14.1
11 Merrimack	17/132	2	12.9
12 Vermont	16/147	4	10.9

## PENALTY KILL

Team	Totals	SHF	PK %
1 Boston College	152/173	11	87.9
2 Providence	124/146	3	84.9
3 UMass Lowell	107/126	4	84.9
4 Notre Dame	118/141	1	83.7
5 Boston University	128/158	2	81.0
6 Connecticut	115/142	4	81.0
7 Merrimack	125/155	2	80.6
8 Northeastern	104/132	2	78.8
9 Vermont	130/165	3	78.8
10 Maine	128/163	5	78.5
11 New Hampshire	96/123	1	78.0
12 Massachusetts	98/129	1	76.0



## PENALTY MINUTES

Team	Games	PIM	PIM/G
1 Boston College	40	576	14.4
2 Maine	38	512	13.5
3 Vermont	40	498	12.4
4 Providence	38	454	11.9
5 Massachusetts	36	391	10.9
6 Notre Dame	37	394	10.6
7 Boston University	39	415	10.6
8 Merrimack	39	411	10.5
9 Connecticut	36	355	9.9
10 New Hampshire	37	339	9.2
11 Northeastern	41	364	8.9
12 UMass Lowell	40	333	8.3

## SHOTS ON GOAL

Team	Games	SOG	SOG/G
1 Boston University	39	1342	34.4
2 Providence	38	1290	33.9
3 Boston College	40	1311	32.8
4 Maine	38	1228	32.3
5 Vermont	40	1279	32.0
6 Notre Dame	37	1178	31.8
7 UMass Lowell	40	1255	31.4
8 Northeastern	41	1249	30.5
9 Merrimack	39	1188	30.5
10 New Hampshire	37	1057	28.6
11 Massachusetts	36	1001	27.8
12 Connecticut	36	966	26.8



## SCORING BY PERIOD

Team	1st	2nd	3rd	OT	Total
1 Boston College	53	49	50	2	154
2 Northeastern	40	47	45	2	134
3 Boston University	29	39	53	3	124
Providence	47	37	38	2	124
5 UMass Lowell	39	41	38	3	121
6 Notre Dame	37	42	36	0	115
7 New Hampshire	31	42	39	0	112
8 Merrimack	23	33	38	1	95
9 Connecticut	25	29	33	1	88
10 Vermont	25	29	31	1	86
11 Massachusetts	17	24	40	3	84
12 Maine	24	23	27	2	76

## GOALS ALLOWED BY PERIOD

Team	1st	2nd	3rd	OT	Total
1 Providence	14	29	24	4	71
2 UMass Lowell	20	28	26	1	75
3 Boston College	25	22	32	0	79
4 Notre Dame	18	32	34	2	86
5 Northeastern	46	29	29	1	105
6 Boston University	28	39	38	1	106
7 Vermont	38	31	36	2	107
8 Merrimack	31	35	41	1	108
9 Connecticut	36	36	42	0	114
10 New Hampshire	31	37	49	4	121
11 Maine	41	38	46	4	129
12 Massachusetts	49	56	38	3	146



## SPECIAL TEAMS NET

Team	PPF	SHA	PP NET	PPA	SHF	SH NET	ST NET
1 Boston College	35	1	+34	21	11	-10	+24
2 Providence	33	1	+32	22	3	-19	+13
3 UMass Lowell	30	3	+27	19	4	-15	+12
4 Northeastern	39	2	+37	28	2	-26	+11
5 New Hampshire	37	5	+32	27	1	-26	+6
6 Notre Dame	27	0	+27	23	1	-22	+5
7 Connecticut	29	4	+25	27	4	-23	+2
8 Boston University	28	2	+26	30	2	-28	-2
9 Maine	19	0	+19	35	5	-30	-11
10 Merrimack	17	2	+15	30	2	-28	-13
11 Massachusetts	22	7	+15	31	1	-30	-15
12 Vermont	16	4	+12	35	3	-32	-20



# National Category Leaders

## Points Per Game

		GP	G-A-P	P/GM
1 Kyle Connor (WPG)	Michigan	FR F 38	35-36-71	1.87
2 JT Compher (COL)	Michigan	JR F 38	16-47-63	1.66
3 Tyler Motte (CHI)	Michigan	JR F 38	32-25-57	1.50
4 Max French	Bentley	JR F 32	23-24-47	1.47
5 Zac Lynch	Robert Morris	SR F 39	25-30-55	1.41
6 Andrew Poturalski	New Hampshire	SO F 37	22-30-52	1.41
7 Jimmy Vesey (NSH)	Harvard	SR F 33	24-22-46	1.39
8 Brock Boeser (VAN)	North Dakota	FR F 40	26-28-54	1.35
9 Kalle Kossila	St. Cloud State	SR F 41	14-40-54	1.32
10 Jake Guentzel (PIT)	Omaha	JR F 35	19-27-46	1.31
11 Greg Gibson	Robert Morris	SR F 39	29-22-51	1.31
12 Nick Schmaltz (CHI)	North Dakota	SO F 35	10-34-44	1.26
13 Tyler Kelleher	New Hampshire	JR F 37	10-36-46	1.24
Drake Caggiula	North Dakota	SR F 37	21-25-46	1.24
15 Sam Anas	Quinnipiac	JR F 41	24-26-50	1.22
16 Danton Heinen (BOS)	Denver	SO F 40	20-28-48	1.20
17 Andrew Gladiuk	Bentley	SR F 38	17-28-45	1.18
18 Ryan Fitzgerald (BOS)	Boston College	JR F 39	23-23-46	1.18
Shane Conacher	Canisius	JR F 39	20-26-46	1.18
20 Dylan Gambrell	Denver	FR F 40	17-30-47	1.18
21 Joey Benik	St. Cloud State	SR F 41	23-25-48	1.17
22 Colin White (OTT)	Boston College	FR F 36	19-23-42	1.17
23 Justin Kloos	Minnesota	JR F 37	16-27-43	1.16
24 Nick Schilkey	Ohio State	JR F 36	19-22-41	1.14
Justin Danforth	Sacred Heart	JR F 36	20-21-41	1.14

## Goals Against Average

		Minutes	GA	GAA
1 Alex Lyon	Yale	JR 1905:37	52	1.64
2 Cam Johnson	North Dakota	SO 1798:32	50	1.67
3 Nick Ellis	Providence	JR 2195:30	66	1.80
4 Kevin Boyle	UMass Lowell	SR 2363:34	72	1.83
5 Michael Garteig	Quinnipiac	SR 2461:24	75	1.83
6 Cole Huggins	Minnesota State	JR 1501:15	46	1.84
7 Thatcher Demko (VAN)	Boston College	JR 2303:25	71	1.85
8 Jason Pawloski	Minnesota State	FR 972:51	30	1.85
9 Chris Nell	Bowling Green	SO 2166:38	69	1.91
10 Kasimir Kaskisuo	Minnesota Duluth	SO 2349:34	75	1.92
11 Shane Starrett	Air Force	FR 1781:55	57	1.92
12 Jamie Phillips (WPG)	Michigan Tech	SR 2192:33	72	1.97
13 Drew Vogler	Merrimack	FR 846:04	28	1.99
14 Merrick Madsen (PHI)	Harvard	SO 1712:42	57	2.00
15 Parker Gahagen	Army West Point	JR 2059:57	69	2.01
16 Kyle Hayton	St. Lawrence	SO 2026:33	69	2.04
17 Greg Lewis	Clarkson	SR 1467:29	50	2.04
18 Charlie Lindgren	St. Cloud State	JR 2342:58	83	2.13
19 Mitch Gillam	Cornell	JR 2001:53	72	2.16
20 Michael Bitzer	Bemidji State	SO 1945:51	70	2.16
21 Paul Berrafato	Holy Cross	SO 1987:33	72	2.17
22 Cal Petersen (BUF)	Notre Dame	SO 2231:52	82	2.20
23 Tanner Jaillet	Denver	SO 1655:58	62	2.25
24 Jason Kasdorf (BUF)	Rensselaer	SR 1777:19	68	2.30
25 Alex Sakellaropoulos	Union	JR 1730:22	67	2.32

## Points Per Game (Defensemen)

		GP	G-A-P	P/GM
1 Ethan Prow	St. Cloud State	SR D 37	8-30-38	1.03
2 Zach Werenski (CLB)	Michigan	SO D 36	11-24-35	0.97
3 Jordan Gross	Notre Dame	SO D 37	9-22-31	0.84
4 Will Butcher (COL)	Denver	JR D 38	8-23-31	0.82
5 Lester Lancaster	Mercyhurst	FR D 36	9-20-29	0.81
6 Devon Toews (NYI)	Quinnipiac	JR D 38	7-23-30	0.79
7 Gavin Bayreuther	St. Lawrence	JR D 37	12-17-29	0.78
8 Matias Cleland	New Hampshire	JR D 37	5-23-28	0.76
9 Luke Juha	Penn State	SR D 33	8-16-24	0.73
10 Tyson Wilson	Robert Morris	SR D 38	2-25-27	0.71
11 Vince Pedrie	Penn State	FR D 32	8-14-22	0.69
12 Bobby Nardella	Notre Dame	FR D 35	4-20-24	0.69
13 Casey Fitzgerald	Boston College	FR D 38	4-22-26	0.68
14 Troy Stecher	North Dakota	JR D 41	8-20-28	0.68
15 Max Gottlieb	Brown	FR D 31	2-19-21	0.68
16 John Gilmour (CGY)	Providence	SR D 34	9-14-23	0.68
17 Charlie McAvoy	Boston University	FR D 37	3-22-25	0.68
18 Connor Clifton (ARI)	Quinnipiac	JR D 41	7-20-27	0.66
19 Teddy Doherty	Boston College	SR D 39	13-12-25	0.64
20 Josh Healey	Ohio State	JR D 33	5-16-21	0.64

## Save Percentage

		Saves	GA	Save %
1 Parker Gahagen	Army West Point	JR 1024	69	.937
2 Alex Lyon	Yale	JR 766	52	.936
3 Nick Ellis	Providence	JR 970	66	.936
4 Thatcher Demko (VAN)	Boston College	JR 1040	71	.936
5 Kyle Hayton	St. Lawrence	SO 999	69	.935
6 Kevin Boyle	UMass Lowell	SR 1019	72	.934
7 Cam Johnson	North Dakota	SO 706	50	.934
8 Merrick Madsen (PHI)	Harvard	SO 771	57	.931
9 Jason Kasdorf (BUF)	Rensselaer	SR 916	68	.931
10 Chris Nell	Bowling Green	SO 921	69	.930
11 Atte Tolvanen	Northern Michigan	FR 757	58	.929
12 Cal Petersen (BUF)	Notre Dame	SO 1049	82	.927
13 Terry Shafer	Robert Morris	SR 935	74	.927
14 Mitch Gillam	Cornell	JR 906	72	.926
15 Gordon Defiel	Lake Superior State	SO 879	70	.926
16 Drew Vogler	Merrimack	FR 350	28	.926
17 Michael Garteig	Quinnipiac	SR 934	75	.926
18 Greg Lewis	Clarkson	SR 617	50	.925
19 Charlie Lindgren	St. Cloud State	JR 1020	83	.925
20 Colton Phinney	Princeton	JR 1058	87	.924

## Points Per Game (Freshmen)

		GP	G-A-P	P/GM
1 Kyle Connor (WPG)	Michigan	F 38	35-36-71	1.87
2 Brock Boeser (VAN)	North Dakota	F 40	26-28-54	1.35
3 Dylan Gambrell	Denver	F 40	17-30-47	1.18
4 Colin White (OTT)	Boston College	F 36	19-23-42	1.17
5 Maxim Letunov (ARI)	Connecticut	F 36	16-24-40	1.11
6 Miles Wood (NJD)	Boston College	F 36	10-25-35	0.97
7 Luke Kunin	Wisconsin	F 34	19-13-32	0.94
8 Tage Thompson	Connecticut	F 36	14-18-32	0.89
Derek Barach	Mercyhurst	F 36	10-22-32	0.89
10 Joe Snively	Yale	F 32	10-18-28	0.88
11 Tommy Marchin	Brown	F 31	14-13-27	0.87
12 Mason Jobst	Ohio State	F 35	12-18-30	0.86
13 Mikey Eyssimont	St. Cloud State	F 40	14-19-33	0.82
14 Jordan Masters	Arizona State	F 27	8-14-22	0.81
15 Tyler Sheehy	Minnesota	F 37	12-18-30	0.81
16 Lester Lancaster	Mercyhurst	D 36	9-20-29	0.81
17 Jakob Forsbacka Karlsson (BOS)	Boston University	F 39	10-20-30	0.77
18 Cooper Marody (PHI)	Michigan	F 32	10-14-24	0.75
19 Seamus Malone	Wisconsin	F 35	5-21-26	0.74
20 Adam Gaudette (VAN)	Northeastern	F 41	12-18-30	0.73

## Winning Percentage

		W-L-T	Win %
1 Michael Garteig	Quinnipiac	SR 31-3-7	.841
2 Cam Johnson	North Dakota	SO 22-4-2	.821
3 Thatcher Demko (VAN)	Boston College	JR 27-7-4	.763
4 Charlie Lindgren	St. Cloud State	JR 30-9-1	.762
5 Nick Ellis	Providence	JR 25-7-4	.750
Tanner Jaillet	Denver	SO 17-4-5	.750
7 Steve Racine	Michigan	SR 20-6-3	.741
8 Jamie Phillips (WPG)	Michigan Tech	SR 23-8-5	.708
9 Jason Pawloski	Minnesota State	FR 8-2-5	.700
10 Merrick Madsen (PHI)	Harvard	SO 18-7-3	.696
11 Kevin Boyle	UMass Lowell	SR 24-10-5	.679
12 Alex Lyon	Yale	JR 19-8-4	.677
13 Terry Shafer	Robert Morris	SR 19-10-2	.645
14 Ryan Ruck	Northeastern	FR 20-11-4	.629
15 Connor LaCouvee	Boston University	SO 8-4-4	.625
16 Evan Weninger	Omaha	FR 13-8-0	.619
17 Shane Starrett	Air Force	FR 16-9-5	.617
18 Eamon McAdam (NYI)	Penn State	JR 13-8-1	.614
19 Darren Smith	Ferris State	FR 17-10-5	.609
20 Cal Petersen (BUF)	Notre Dame	SO 19-11-7	.608

# National Category Leaders

## Goals Per Game

		GP	G	G/GM
1	Kyle Connor (WPG)	Michigan	FR F 38 35	0.92
2	Tyler Motte (CHI)	Michigan	JR F 38 32	0.84
3	Greg Gibson	Robert Morris	SR F 39 29	0.74
4	Jimmy Vesey (NSH)	Harvard	SR F 33 24	0.73
5	Max French	Bentley	JR F 32 23	0.72
6	Brock Boeser (VAN)	North Dakota	FR F 40 26	0.65
7	Zac Lynch	Robert Morris	SR F 39 25	0.64
8	Tyler Morley	Alaska	SR F 29 18	0.62
9	Austin Ortega	Omaha	JR F 35 21	0.60
10	Andrew Poturalski	New Hampshire	SO F 37 22	0.59
11	Ryan Fitzgerald (BOS)	Boston College	JR F 39 23	0.59
12	Sam Anas	Quinnipiac	JR F 41 24	0.59
13	Drake Caggiula	North Dakota	SR F 37 21	0.57
14	Brandon Denham	Robert Morris	SR F 39 22	0.56
15	Joey Benik	St. Cloud State	SR F 41 23	0.56
16	Kyle Crisculo	Harvard	SR F 34 19	0.56
	Luke Kunin	Wisconsin	FR F 34 19	0.56
18	Leon Bristedt	Minnesota	SO F 36 20	0.56
	Justin Danforth	Sacred Heart	JR F 36 20	0.56
20	Nick Lappin	Brown	SR F 31 17	0.55
21	Jake Guentzel (PIT)	Omaha	JR F 35 19	0.54
22	Hudson Fasching (BUF)	Minnesota	JR F 37 20	0.54
23	Travis St. Denis	Quinnipiac	SR F 41 22	0.54
24	Colin White (OTT)	Boston College	FR F 36 19	0.53
	Nick Schilkey	Ohio State	JR F 36 19	0.53

## Assists Per Game

		GP	A	A/GM
1	JT Compher (COL)	Michigan	JR F 38 47	1.24
2	Kalle Kossila	St. Cloud State	SR F 41 40	0.98
3	Tyler Kelleher	New Hampshire	JR F 37 36	0.97
4	Nick Schmaltz (CHI)	North Dakota	SO F 35 34	0.97
5	Kyle Connor (WPG)	Michigan	FR F 38 36	0.95
6	Alexander Kerfoot (NJD)	Harvard	JR F 33 30	0.91
7	Trevor Moore	Denver	JR F 39 33	0.85
8	Andrew Poturalski	New Hampshire	SO F 37 30	0.81
	Ethan Prow	St. Cloud State	SR D 37 30	0.81
10	Jake Guentzel (PIT)	Omaha	JR F 35 27	0.77
11	Josh Mitchell	RIT	SR F 39 30	0.77
	David Friedmann	Robert Morris	SR F 39 30	0.77
	Zac Lynch	Robert Morris	SR F 39 30	0.77
14	Dylan Gambrell	Denver	FR F 40 30	0.75
	Max French	Bentley	JR F 32 24	0.75
16	Andrew Gladiuk	Bentley	SR F 38 28	0.74
	Tony Cameranesi (TOR)	Minnesota Duluth	SR F 38 28	0.74
18	Justin Kloos	Minnesota	JR F 37 27	0.73
19	Kyle Schmidt	Bentley	SO F 40 29	0.72
20	David Goodwin	Penn State	JR F 38 27	0.71
21	Zach Aston-Reese	Northeastern	JR F 41 29	0.71
22	Danton Heinen (BOS)	Denver	SO F 40 28	0.70
	Brock Boeser (VAN)	North Dakota	FR F 40 28	0.70
24	Miles Wood (NJD)	Boston College	FR F 36 25	0.69
	David Gust	Ohio State	JR F 36 25	0.69

## Power Play Goals

		GP	PPG/G	PPG	
1	Tage Thompson	Connecticut	FR F 36	0.36	13
2	Kyle Connor (WPG)	Michigan	FR F 38	0.26	10
	Travis St. Denis	Quinnipiac	SR F 41	0.24	10
	Sam Anas	Quinnipiac	JR F 41	0.24	10
5	Austin Farley	Minnesota Duluth	SR F 37	0.24	9
	Tim Clifton	Quinnipiac	JR F 37	0.24	9
7	Jake Walman (STL)	Providence	SO D 27	0.30	8
	Dan Correale	New Hampshire	SR F 37	0.22	8
	Andrew Poturalski	New Hampshire	SO F 37	0.22	8
	Ralph Cuddemi	Canisius	SR F 39	0.21	8
	Myles Powell	RIT	SO F 39	0.21	8
	Brandon Denham	Robert Morris	SR F 39	0.21	8
	Greg Gibson	Robert Morris	SR F 39	0.21	8
	Nolan Stevens	Northeastern	SO F 41	0.20	8
15	8 Players Tied With				7

## Game-Winning Goals

		GP	GWG	
1	Kyle Crisculo	Harvard	SR F 34	8
	Austin Ortega	Omaha	JR F 35	8
3	Hudson Fasching (BUF)	Minnesota	JR F 37	7
	Drake Caggiula	North Dakota	SR F 37	7
	Kyle Connor (WPG)	Michigan	FR F 38	7
	Teddy Blueger (PIT)	Minnesota State	SR F 41	7
	Joey Benik	St. Cloud State	SR F 41	7
8	Sam Vigneault	Clarkson	SO F 36	6
	Shane Conacher	Canisius	JR F 39	6
	Patrick Russell	St. Cloud State	SO F 41	6
11	John Hayden (CHI)	Yale	JR F 32	5
	Jimmy Vesey (NSH)	Harvard	SR F 33	5
	Austin Farley	Minnesota Duluth	SR F 37	5
	Tim Clifton	Quinnipiac	JR F 37	5
	Brandon Tanev	Providence	SR F 38	5
	Ryan Fitzgerald (BOS)	Boston College	JR F 39	5
	Greg Gibson	Robert Morris	SR F 39	5
	Nolan Stevens	Northeastern	SO F 41	5
	Austin Poganski (STL)	North Dakota	SO F 42	5

## Shorthanded Goals

		GP	SHG/G	SHG	
1	Zac Lynch	Robert Morris	SR F 39	0.21	8
2	Ben Carey	Air Force	SR F 37	0.14	5
3	Miloš Bubela	Rensselaer	SR F 35	0.11	4
	Justin Kloos	Minnesota	JR F 37	0.11	4
5	Kyle Cook	Mercyhurst	SR F 29	0.10	3
	Eric Scheid	Penn State	SR F 34	0.09	3
	Jake Guentzel (PIT)	Omaha	JR F 35	0.09	3
	Justin Parizek	Omaha	JR F 35	0.09	3
	Anthony Greco	Ohio State	SR F 36	0.08	3
	Justin Danforth	Sacred Heart	JR F 36	0.08	3
	Hudson Fasching (BUF)	Minnesota	JR F 37	0.08	3
	Andrew Sturtz	Penn State	FR F 37	0.08	3
	Judd Peterson (BUF)	St. Cloud State	SO F 38	0.08	3
	Ryan Fitzgerald (BOS)	Boston College	JR F 39	0.08	3
	Bryce Gervais	Minnesota State	SR F 41	0.07	3

# National Team Leaders

## TEAM SCORING

SCORING OFFENSE	GP	Goals	G/GM
1 Michigan	38	181	4.76
2 St. Cloud State	41	175	4.27
3 Robert Morris	39	158	4.05
4 Quinnipiac	41	159	3.88
5 Boston College	40	154	3.85
6 Penn State	38	140	3.68
7 North Dakota	42	153	3.64
8 Ohio State	36	128	3.56
9 Harvard	34	116	3.41
10 Michigan Tech	37	123	3.32
11 Denver	40	132	3.30
12 Minnesota	37	121	3.27
13 Northeastern	41	134	3.27
14 Providence	38	124	3.26
15 Boston University	39	124	3.18
16 Notre Dame	37	115	3.11
17 Holy Cross	36	109	3.03
18 New Hampshire	37	112	3.03
19 RIT	39	118	3.03
20 UMass Lowell	40	121	3.02
21 Mercyhurst	36	108	3.00
22 Air Force	37	110	2.97
23 St. Lawrence	37	106	2.86
24 Omaha	36	103	2.86
25 Bowling Green	42	118	2.81
26 Ferris State	41	112	2.73
27 Yale	32	86	2.69
28 Dartmouth	35	94	2.69
29 Minnesota Duluth	40	107	2.67
30 Clarkson	38	101	2.66
31 Wisconsin	35	93	2.66
32 Bentley	40	106	2.65
33 Sacred Heart	37	96	2.59
34 Colgate	37	95	2.57
35 Minnesota State	41	105	2.56
36 Union	36	91	2.53
37 Michigan State	37	93	2.51
38 Bemidji State	39	96	2.46
39 Connecticut	36	88	2.44
40 Merrimack	39	95	2.44
41 Rensselaer	40	97	2.42
42 Brown	31	75	2.42
43 Alaska	36	86	2.39
Miami	36	86	2.39
45 Alaska Anchorage	34	81	2.38
46 Canisius	39	92	2.36
47 Northern Michigan	38	89	2.34
48 Massachusetts	36	84	2.33
49 Cornell	34	79	2.32
50 Army West Point	38	88	2.32
51 Western Michigan	36	80	2.22
52 Vermont	40	86	2.15
53 Alabama Huntsville	34	73	2.15
54 American International	39	80	2.05
55 Maine	38	76	2.00
56 Colorado College	36	71	1.97
57 Princeton	31	60	1.94
58 Niagara	37	71	1.92
59 Lake Superior State	41	74	1.80
60 Arizona State	29	46	1.59

## TEAM DEFENSE

SCORING DEFENSE	GP	Goals	G/GM
1 Yale	32	57	1.78
2 North Dakota	42	78	1.86
3 Providence	38	71	1.87
4 UMass Lowell	40	75	1.88
5 Quinnipiac	41	78	1.90
6 Minnesota State	41	80	1.95
7 Boston College	40	79	1.98
8 Minnesota Duluth	40	82	2.05
9 Michigan Tech	37	77	2.08
10 Bowling Green	42	91	2.17
11 St. Cloud State	41	90	2.20
12 St. Lawrence	37	84	2.27
13 Denver	40	92	2.30
14 Air Force	37	86	2.32
Notre Dame	37	86	2.32
16 Army West Point	38	89	2.34
17 Harvard	34	81	2.38
18 Cornell	34	82	2.41
19 Bemidji State	39	96	2.46
20 Clarkson	38	95	2.50
Holy Cross	36	90	2.50
22 Lake Superior State	41	105	2.56
Northeastern	41	105	2.56
24 Rensselaer	40	104	2.60
25 Northern Michigan	38	99	2.61
26 Ferris State	41	109	2.66
27 Union	36	96	2.67
28 Vermont	40	107	2.67
29 Miami	36	97	2.69
30 Boston University	39	106	2.72
31 Robert Morris	39	107	2.74
32 Merrimack	39	108	2.77
33 Minnesota	37	108	2.92
34 Sacred Heart	37	109	2.95
35 Dartmouth	35	104	2.97
36 Omaha	36	107	2.97
37 RIT	39	116	2.97
38 Michigan	38	115	3.03
39 Alaska Anchorage	34	103	3.03
40 Bentley	40	124	3.10
41 Canisius	39	121	3.10
42 Alabama Huntsville	34	106	3.12
43 Connecticut	36	114	3.17
44 Princeton	31	99	3.19
45 Mercyhurst	36	115	3.19
46 Penn State	38	122	3.21
47 Alaska	36	117	3.25
48 New Hampshire	37	121	3.27
49 Michigan State	37	124	3.35
50 Maine	38	129	3.39
51 Niagara	37	126	3.41
52 Brown	31	107	3.45
53 Ohio State	36	125	3.47
54 Colgate	37	132	3.57
55 Wisconsin	35	127	3.63
56 Western Michigan	36	142	3.94
57 Arizona State	29	116	4.00
58 Colorado College	36	145	4.03
59 Massachusetts	36	146	4.06
60 American International	39	159	4.08



# National Team Leaders

## POWER PLAY

## PENALTY KILL

POWER PLAY	Totals	SHA	PP%
1 Michigan	48/150	2	32.0
2 St. Cloud State	41/139	3	29.5
3 Robert Morris	49/173	4	28.3
4 Quinnipiac	45/164	1	27.4
5 Harvard	31/113	3	27.4
6 New Hampshire	37/155	5	23.9
7 Penn State	33/141	9	23.4
8 Northeastern	39/168	2	23.2
9 Boston College	35/163	1	21.5
10 Michigan Tech	26/123	0	21.1
11 Boston University	28/133	2	21.1
12 Ohio State	29/138	5	21.0
13 Notre Dame	27/129	0	20.9
14 Yale	22/107	0	20.6
15 RIT	31/151	2	20.5
16 Providence	33/163	1	20.2
17 Brown	14/70	3	20.0
18 Bemidji State	29/146	5	19.9
19 Connecticut	29/147	4	19.7
20 Minnesota	25/128	1	19.5
21 North Dakota	31/159	2	19.5
22 UMass Lowell	30/157	3	19.1
23 Denver	26/137	2	19.0
24 Wisconsin	22/118	9	18.6
25 Bowling Green	31/167	7	18.6
26 Mercyhurst	32/173	6	18.5
27 Colgate	23/126	3	18.3
28 Cornell	18/99	1	18.2
29 Miami	23/128	7	18.0
30 Western Michigan	22/125	6	17.6
31 Union	25/143	5	17.5
32 Massachusetts	22/127	7	17.3
33 Army West Point	28/163	5	17.2
34 Clarkson	21/126	1	16.7
35 American International	17/104	6	16.3
36 Colorado College	23/142	10	16.2
37 Alaska	22/136	6	16.2
38 Omaha	24/150	4	16.0
39 Minnesota State	30/189	6	15.9
40 Northern Michigan	23/145	5	15.9
41 Michigan State	23/147	3	15.6
42 Ferris State	29/187	4	15.5
43 Bentley	22/143	3	15.4
44 Holy Cross	21/139	8	15.1
45 Minnesota Duluth	24/161	4	14.9
46 Maine	19/135	0	14.1
47 Sacred Heart	20/145	5	13.8
48 Canisius	20/146	1	13.7
49 Lake Superior State	23/168	5	13.7
50 Merrimack	17/132	2	12.9
51 Arizona State	14/109	4	12.8
52 Rensselaer	13/106	1	12.3
53 Dartmouth	12/98	1	12.2
54 Air Force	16/132	4	12.1
55 St. Lawrence	15/127	2	11.8
56 Princeton	10/89	4	11.2
57 Vermont	16/147	4	10.9
58 Alabama Huntsville	15/140	4	10.7
59 Alaska Anchorage	13/130	7	10.0
60 Niagara	12/132	2	9.1

PENALTY KILL	Totals	SHF	PK%
1 Yale	85/90	1	94.4
2 Miami	120/132	1	90.9
3 Quinnipiac	133/149	4	89.3
4 Boston College	152/173	11	87.9
5 Minnesota Duluth	123/142	4	86.6
6 Michigan State	114/132	1	86.4
North Dakota	133/154	8	86.4
8 Minnesota State	126/146	7	86.3
9 Bemidji State	129/150	4	86.0
10 Bowling Green	140/163	6	85.9
11 Air Force	100/117	9	85.5
12 Clarkson	104/122	1	85.2
13 Providence	124/146	3	84.9
14 UMass Lowell	107/126	4	84.9
15 St. Lawrence	118/139	3	84.9
16 Northern Michigan	152/180	2	84.4
17 Lake Superior State	139/165	5	84.2
18 Sacred Heart	143/170	8	84.1
19 Ferris State	142/169	2	84.0
20 Notre Dame	118/141	1	83.7
21 Michigan Tech	107/128	4	83.6
22 Rensselaer	116/139	7	83.5
23 RIT	139/167	3	83.2
24 St. Cloud State	98/118	7	83.1
25 Mercyhurst	135/163	5	82.8
26 Harvard	81/98	1	82.7
27 Omaha	114/138	9	82.6
28 Holy Cross	85/103	3	82.5
29 Wisconsin	103/125	1	82.4
30 Alabama Huntsville	119/145	5	82.1
31 Denver	100/122	5	82.0
32 Cornell	93/114	0	81.6
33 Ohio State	106/130	5	81.5
34 Army West Point	125/154	2	81.2
35 Robert Morris	154/190	10	81.1
36 Boston University	128/158	2	81.0
37 Connecticut	115/142	4	81.0
38 Union	101/125	1	80.8
39 Merrimack	125/155	2	80.6
40 Penn State	115/143	12	80.4
41 American International	98/122	2	80.3
42 Dartmouth	89/111	2	80.2
43 Bentley	121/151	1	80.1
44 Michigan	108/135	6	80.0
45 Niagara	123/154	0	79.9
46 Alaska Anchorage	104/131	2	79.4
47 Princeton	75/95	0	78.9
48 Northeastern	104/132	2	78.8
Vermont	130/165	3	78.8
50 Alaska	122/155	6	78.7
51 Colgate	88/112	3	78.6
52 Maine	128/163	5	78.5
53 New Hampshire	96/123	1	78.0
54 Colorado College	110/141	2	78.0
55 Canisius	115/148	2	77.7
56 Minnesota	97/125	8	77.6
57 Massachusetts	98/129	1	76.0
58 Brown	64/86	1	74.4
59 Arizona State	92/127	1	72.4
60 Western Michigan	114/159	2	71.7



# HOCKEY EAST IN THE NCAA TOURNAMENT

## Teams Chosen By Conference (1985-2016)

Hockey East Association	105
Western Collegiate Hockey Association	104
Central Collegiate Hockey Association	90
ECAC Hockey League	71
Atlantic Hockey	14
National Collegiate Hockey Conference	13
Big Ten	4
Other Conferences and Independents	33



## Hockey East Appearances in the NCAA Tournament (1985-2016)

School	App.	Last	Frozen 4	Runner-up	Titles	Record
Boston College	23	2016	14	5	4 ('01, '08, '10, '12)	43-24-0
Boston University	19	2016	9	4	2 (1995, 2009)	26-21-0
UConn	0	--	0	0	0	0-0-0
Maine	18	2012	11	3	2 (1993, 1999)	30-20-0
Massachusetts	1	2007	0	0	0	1-1-0
UMass Lowell	7	2016	1	0	0	7-7-1
Merrimack	1	2011	0	0	0	0-1-0
New Hampshire	18	2013	4	2	0	14-18-0
Northeastern	4	2016	0	0	0	1-4-0
Notre Dame	2	2016	0	0	0	0-2-0
Providence	8	2016	2	1	1 (2015)	11-11-0
Vermont	3	2014	1	0	0	2-3-0
<b>Total Hockey East</b>	<b>105</b>	<b>2016</b>	<b>42</b>	<b>14</b>	<b>9</b>	<b>135-112-1</b>

## Hockey East Programs

### All-Time in the Division-I NCAA Tournament (1948-2016)

School	App.	Last	Frozen 4	Runner-up	Titles	Record
Boston College	35	2016	25	6	5 ('49, '01, '08, '10, '12)	49-41-0
Boston University	34	2016	22	6	5 ('71, '72, '78, '95, '09)	41-35-0
UConn	0	--	0	0	0	0-0-0
Maine	18	2012	11	3	2 ('93, '99)	30-20-0
Massachusetts	1	2007	0	0	0	1-1-0
UMass Lowell	7	2016	1	0	0	7-7-1
Merrimack	2	2011	0	0	0	2-3-0
New Hampshire	22	2013	7	2	0	15-25-0
Northeastern	5	2016	1	0	0	3-5-1
Notre Dame	8	2016	2	1	0	6-8-0
Providence	12	2016	4	1	1 (2015)	14-17-0
Vermont	6	2014	2	0	0	3-7-0
<b>Totals</b>	<b>150</b>	<b>2016</b>	<b>75</b>	<b>19</b>	<b>13</b>	<b>171-169-2</b>

# HOCKEY EAST IN THE NCAA TOURNAMENT

## ***By the Numbers***

Seasons: 32  
NCAA Bids: 105 (3.3 per year)

Championships: 9  
1993 - University of Maine  
1995 - Boston University  
1999 - University of Maine  
2001 - Boston College  
2008 - Boston College  
2009 - Boston University  
2010 - Boston College  
2012 - Boston College  
2015 - Providence College

Runners-up: 14  
Total number of Frozen Four representatives: 42

Overall Record: 135-112-1  
First Round: 51-39-1  
Second Round: 51-39

Semifinals: 23-18  
Championship Game: 9-14  
Consolation Game: 1-2

### **Hockey East Regular Season Champions (36 Total):**

- (title was shared in 94-95, 96-97, 02-03, and 15-16)
- Overall Record in NCAA Tournament: 56-35
  - 19 qualified for the Frozen Four
  
  - 11 advanced to the NCAA Championship Game
  - Five won the NCAA title

### **Hockey East Tournament Champions (32 Total):**

- Overall Record in NCAA Tournament: 63-28
- 22 qualified for the Frozen Four
- 17 advanced to the NCAA Championship Game
- Seven won the NCAA title

### **Hockey East Combined Champions (16 Total):**

- (won both regular season and tournament)
- Overall Record in NCAA Tournament: 35-13
  - 12 qualified for the Frozen Four
  - Nine advanced to the NCAA Championship Game
  - Five won the NCAA title

## ***Regionals***

• Since regional tournament play began in 1992, 30 of the 48 teams that have advanced to the Frozen Four from the eastern regional tournaments have been from Hockey East. Sixteen Hockey East teams have been sent to the western regionals in the same span, but only two of those have advanced to the Frozen Four.

## ***Frozen Four***

• Over the last 18 seasons, Hockey East has boasted 25 of the 72 Frozen Four qualifiers, the most of any conference. By comparison:

Hockey East: 25	WCHA: 19
CCHA: 15	ECAC: 7
NCHC: 5	Big Ten: 1

• At least two Hockey East teams have qualified for the Frozen Four in 13 of the conference's 31 previous seasons, dominating the competition in that span. By comparison:

Hockey East: 13 times
WCHA: Six times
CCHA: Six times
ECACHL: Two times
NCHC: Two time

## ***Championship Game***

• At least one Hockey East team has appeared in the National Championship Game in 15 of the last 19 years. Hockey East was represented by at least one team in the NCAA championship game in each of eight straight years from 1997 to 2004. That is the most consecutive appearances in the title game by any conference since the inception of Hockey East in 1984-85. Hockey East has boasted 21 of the 44 teams that have advanced to the championship game since 1993.

• On three occasions (1995, 1999, 2015) the NCAA championship game featured two Hockey East squads. The only two other occurrences of this since the inception of Hockey East in 1984-85 were once each by the WCHA (in 2005) and ECAC (in 2013).

• A Hockey East team has won the NCAA championship game in five of the last eight seasons.



# 1993 NCAA CHAMPIONS



## 1992-93 Maine Black Bears

No.	Player	Cl.	Pos.	Hometown
1	Mike Dunham	Jr.	G	Endwell, N.Y.
2	Andy Silverman	So.	D	Beverly, Mass.
3	Matt Martin	Jr.	D	Hamden, Conn.
4	Chris Imes	Jr.	D	Birchdale, Minn.
5	Jack Rodrigue	So.	D	Nashua, N.H.
6	Jason Weinrich	Jr.	D	Gardiner, Maine
9	Paul Kariya	Fr.	F	No. Vancouver, B.C.
10	Mike Latendresse	So.	F	Montreal, Que.
11	Dan Murphy	Sr.	D	Hamden, Conn.
12	Wayne Conlan	So.	F	West Haven, Conn.
13	Dave MacIsaac	So.	D	Arlington, Mass.
14	Dave LaCouture	Sr.	F	Natick, Mass.
15	Peter Ferraro	Fr.	F	Sound Beach, N.Y.
16	Patrice Tardif	Jr.	F	St. Methode, Que.
17	Chris Ferraro	Fr.	F	Sound Beach, N.Y.
18	Eric Fenton	Sr.	F	So. Portland, Maine
19	Jim Montgomery (C)	Sr.	F	Montreal, Que.
20	Brad Purdie	Fr.	F	Ormeaux, Que.
22	Kent Salfi	Sr.	F	Clifton Park, N.Y.
24	Lee Saunders	Jr.	D	Fernie, B.C.
25	Justin Tomberlin	Jr.	F	Coleraine, Minn.
26	Chuck Texiera	Jr.	F	Easton, Mass.
27	Martin Mercier	Sr.	F	Lachine, Que.
30	Garth Snow	Sr.	G	Wrentham, Mass.
31	Cal Ingraham	Jr.	F	Georgetown, Mass.
33	Greg Hirsch	Fr.	G	Chelmsford, Mass.
36	Jamie Thompson	Fr.	F	Wayland, Mass.

**Head Coach:** Shawn Walsh  
**Assistant Coaches:** Red Gendron  
 Grant Standbrook

## 1993 NCAA Championship Game

April 3, 1993 • Bradley Center • Milwaukee, Wis.

	1	2	3	F
Maine	2	0	3	5
Lake Superior State	1	3	0	4

### First Period:

Maine – Patrice Tardif (Latendresse), 0:03  
 Maine – Chris Ferraro (Imes, P. Ferraro), 7:10  
 LSSU – Mike Bachusz (Angelelli, Ness), 17:02

### Second Period:

LSSU – Clayton Beddoes (unassisted), 7:01 (PP)  
 LSSU – John Hendry (Beddoes), 15:46  
 LSSU – Wayne Strachan (Hullett), 18:42

### Third Period:

Maine – Jim Montgomery (Kariya), 4:19  
 Maine – Jim Montgomery (Imes, Kariya), 7:40  
 Maine – Jim Montgomery (Kariya), 8:54 (PP)

### Shots on Goal:

Maine – 11-10-8 – 29  
 LSSU – 6-10-8 – 24

### Saves:

Maine – Dunham 12, Snow 8  
 LSSU – Blaine Lacher 24

**Penalties:** Maine 5-10; LSSU 6-12

**Power Plays:** Maine 1 for 3; LSSU 1 for 2

**Most Outstanding Player:** Jim Montgomery (Maine)

# 1995 NCAA CHAMPIONS



## 1994-95 Boston University Terriers

No.	Player	Cl.	Pos.	Hometown
2	Kaj Linna	Sr.	D	Helsinki, Finland
3	Chris O'Sullivan	So.	F	Dorchester, Mass.
4	Chris Kelleher	Fr.	D	Dedham, Mass.
5	Doug Wood	Jr.	D	Sudbury, Mass.
7	Rich Brennan	Sr.	D	Guilderland, N.Y.
8	Bill Pierce	So.	F	Burlington, Mass.
9	Shawn Bates	So.	F	Medford, Mass.
10	Peter Donatelli	Fr.	F	No. Providence, R.I.
11	Bob Lachance	Jr.	F	Bristol, Conn.
12	Mike Grier	So.	F	Holliston, Mass.
14	John Hynes	Fr.	F	Warwick, R.I.
15	Mike Sylvia	Fr.	F	Newton, Mass.
16	Kenny Rausch	Sr.	F	Danbury, Conn.
17	Jay Pandolfo	Jr.	F	Burlington, Mass.
18	Chris Drury	Fr.	F	Fairfield, Conn.
19	Steve Thornton	Sr.	F	Gloucester, Ont.
20	Jeff Kealty	Fr.	D	Framingham, Mass.
21	Mike Prendergast	Sr.	F	So. Boston, Mass.
22	Matt Wright	So.	F	Belmont, Mass.
24	Jacques Joubert (C)	Sr.	F	South Bend, Ind.
26	Jon Coleman	So.	D	Canton, Mass.
27	Shane Johnson	So.	D	Brandon, Man.
30	Tom Noble	Fr.	G	Hanover, Mass.
35	Derek Herlofsky	Sr.	G	Minneapolis, Minn.

**Head Coach:** Jack Parker  
**Assistant Coaches:** Bill Berglund  
 Mike Eruzione  
 Blaise MacDonald

## 1995 NCAA Championship Game

April 1, 1995 • Providence Civic Center • Providence, R.I.

	1	2	3	F
Boston University	1	2	3	6
Maine	0	1	1	2

**First Period:**  
 BU – Steve Thornton (unassisted), 14:57 (PP)

**Second Period:**  
 BU – Chris O'Sullivan (Thornton, Grier), 7:27  
 BU – Jacques Joubert (Linna, Prendergast), 9:15 (PP)  
 Maine – Tim Lovell (Frenette, Thompson), 14:51

**Third Period:**  
 Maine – Trevor Roenick (Rodrigue, Tory), 0:31 (PP)  
 BU – Mike Sylvia (Bates, Pandolfo), 5:23  
 BU – Chris O'Sullivan (Brennan, Grier), 8:30 (PP)  
 BU – Bob Lachance (Thornton), 18:47 (SH)

**Shots on Goal:** BU – 11-14-14 – 39  
 Maine – 9-5-9 – 23

**Saves:** BU – Tom Noble 21  
 Maine – Blair Allison 33

**Penalties:** BU 10-20; Maine 6-12  
**Power Plays:** BU 3 for 4; Maine 1 for 8

**Most Outstanding Player:** Chris O'Sullivan (BU)

# 1999 NCAA CHAMPIONS



## 1998-99 Maine Black Bears

No.	Player	Cl.	Pos.	Hometown
2	Eric Turgeon	Fr.	D	Augusta, Maine
3	Doug Janik	Fr.	D	Agawam, Mass.
4	Peter Metcalf	Fr.	D	Pembroke, Mass.
5	Robert Ek	Jr.	D	Lulea, Sweden
7	Adam Tate	So.	D	Kanata, Ont.
10	Tuomo Jaaskelainen	So.	F	Helsinki, Finland
11	Jason Vitorino (C)	Sr.	F	Brookline, Mass.
12	Ben Guite	Jr.	F	Montreal, Que.
13	Marcus Gustafsson	Sr.	F	Knivsta, Sweden
15	Niko Dimitrakos	Fr.	F	Somerville, Mass.
16	Dan Kerluke	So.	F	Brampton, Ont.
17	Bobby Stewart (C)	Sr.	F	Ft. McMurray, Alb.
18	Steve Kariya (C)	Sr.	F	No. Vancouver, B.C.
21	Matthias Trattnig	So.	F	Graz, Austria
24	Jim Leger	Jr.	F	Saugus, Mass.
25	David Cullen (C)	Sr.	D	St. Catharines, Ont.
26	A.J. Begg	Fr.	F	Vancouver, B.C.
27	Ed Wood	Fr.	F	Thompson, Man.
29	Anders Lundback	So.	F	Lulea, Sweden
30	Mike Morrison	Fr.	G	Exeter, N.H.
31	Brendan Walsh	Jr.	F	Dorchester, Mass.
32	Magnus Lundback	So.	F	Lulea, Sweden
33	Alfie Michaud	Jr.	G	Selkirk, Man.
37	Barrett Heisten	Fr.	F	Anchorage, Alaska
39	Cory Larose	So.	F	Campbellton, N.B.

**Head Coach:**

Shawn Walsh

**Assistant Coaches:**

Nate Leaman

Gene Reilly

Grant Standbrook

## 1999 NCAA Championship Game

April 3, 1999 • Arrowhead Pond • Anaheim, Calif.

	1	2	3	OT	F
Maine	1	1	0	1	3
New Hampshire	0	1	1	0	2

### First Period:

Maine – Ben Guite (Vitorino, Kerluke), 15:47 (PP)

### Second Period:

Maine – a Niko Dimitrakos (Cullen, Metcalf), 4:10  
 UNH – Darren Haydar (Souza, Conklin), 15:58

### Third Period:

UNH – Mike Souza (Krog, Haydar), 3:33

### Overtime:

Maine – Marcus Gustafsson (Larose), 10:50

### Shots on Goal:

### Saves:

Maine – 12-11-7-9 – 36  
 UNH – 16-19-8-5 – 48  
 Maine – Alfie Michaud 46  
 UNH – Ty Conklin 36

**Penalties:** Maine 8-16; UNH 9-26

**Power Plays:** Maine 1 for 7; UNH 0 for 7

**Most Outstanding Player:** Alfie Michaud (Maine)

# 2001 NCAA CHAMPIONS



## 2000-01 BOSTON COLLEGE EAGLES

No.	Player	Cl.	Pos.	Hometown
1	Tim Kelleher	So.	G	Belmont, Mass.
2	Bobby Allen	Sr.	D	Hull, Mass.
4	Brooks Orpik	Jr.	D	East Amherst, N.Y.
5	Bill Cass	So.	D	Hingham, Mass.
6	Marty Hughes	Sr.	F	Hicksville, N.Y.
7	Rob Scuderi	Sr.	D	Bethpage, N.Y.
8	Anthony D'Arpino	So.	D	Johnston, R.I.
10	Jeff Giuliano	Jr.	F	Nashua, N.H.
11	Krys Kolanos	So.	F	Calgary, Alb.
12	Brian Gionta (C)	Sr.	F	Rochester, N.Y.
13	Tony Voce	Fr.	F	Philadelphia, Pa.
14	Ty Hennes	Fr.	F	Kent, Wash.
15	Ales Dolinar	Jr.	F	East Northport, N.Y.
17	A.J. Walker	So.	F	Faribault, Minn.
18	Mark McLennan	Sr.	F	Kanata, Ont.
19	Chuck Kobasew	Fr.	F	Osoyoos, B.C.
20	Joe Schuman	Fr.	D	Bloomington, Minn.
22	Ben Eaves	Fr.	F	Faribault, Minn.
23	J.D. Forrest	Fr.	D	Auburn, N.Y.
24	Brett Peterson	Fr.	D	Northborough, Mass.
25	Justin Dziama	Fr.	F	Natick, Mass.
27	Mike Lephart	Sr.	F	Niskayuna, N.Y.
28	Dan Sullivan	Sr.	D	So. Windsor, Conn.
29	Tom Egan	So.	G	Rye, N.Y.
30	Scott Clemmensen	Sr.	G	Urbandale, Iowa

**Head Coach:** Jerry York  
**Assistant Coaches:** Mikeavanaugh  
 Jim Logue  
 Scott Paluch

## 2001 NCAA Championship Game

April 7, 2001 • Pepsi Arena • Albany, NY

	1	2	3	OT	F
Boston College	0	2	0	1	3
North Dakota	0	0	2	0	2

### First Period:

No scoring

### Second Period:

BC – Chuck Kobasew (Giuliano), 5:26 (PP)

BC – Mike Lephart (Forrest, Allen), 8:50

### Third Period:

UND – Tim Skarperud (Roche, Lundbohm), 16:18 (PP)

UND – Wes Dorey (Schneekloth, Lundbohm), 19:24

### Overtime:

BC – Krys Kolanos (Voce, Kobasew), 4:43

### Shots on Goal:

BC – 9-12-7-3 – 31

UND – 9-9-16-3 – 37

### Saves:

BC – Scott Clemmensen 35

UND – Karl Goehring 28

**Penalties:** BC 7-14; UND 7-14

**Power Plays:** BC 1 for 7; UND 1 for 7

**Most Outstanding Player:** Chuck Kobasew (BC)

# 2008 NCAA CHAMPIONS



## 2007-08 Boston College Eagles

No.	Player	Cl.	Pos.	Hometown
1	John Muse	Fr.	G	East Falmouth, Mass.
2	Anthony Aiello	Jr.	D	Braintree, Mass.
4	Mike Brennan (C)	Sr.	D	Smithtown, N.Y.
5	Tim Filangieri	Jr.	D	Islip Terrace, N.Y.
6	Tim Kunes	Jr.	D	Huntington, N.Y.
7	Carl Sneep	So.	D	Nisswa, Minn.
9	Nathan Gerbe	Jr.	F	Oxford, Mich.
10	Ryan Hayes	Fr.	F	Syracuse, N.Y.
11	Joe Adams	Sr.	F	Wayzata, Minn.
12	Ben Smith	So.	F	Avon, Conn.
13	Pat Gannon	Sr.	F	Arlington, Mass.
14	Matt Greene (A)	Sr.	F	Plymouth, Mass.
15	Joe Whitney	Fr.	F	Reading, Mass.
17	Brian Gibbons	Fr.	F	Braintree, Mass.
18	Kyle Kucharski	Jr.	F	Saugus, Mass.
19	Brock Bradford	Jr.	F	Burnaby, B.C.
20	Joseph Ehiorobo	So.	F	Farmingdale, Maine
21	Benn Ferriero	Jr.	F	Essex, Mass.
22	Dan Bertram (A)	Sr.	F	Calgary, Alb.
24	Matt Lombardi	So.	F	Milton, Mass.
25	Matt Price	So.	F	Milton, Ont.
26	Nick Petrecki	Fr.	D	Clifton Park, N.Y.
27	Andrew Orpik	Jr.	F	East Amherst, N.Y.
28	Corey Griffin	So.	F	Hingham, Mass.
29	Alex Kremer	So.	G	Darien, Conn.
30	Andrew Margolin	Fr.	G	Mahwah, N.J.

**Head Coach:**

**Associate Head Coach:**

**Assistant Coaches:**

Jerry York

Mike Cavanaugh

Greg Brown

Jim Logue

## 2008 NCAA Championship Game

April 12, 2008 • Pepsi Center • Denver, Colo.

	1	2	3	F
Boston College	0	3	1	4
Notre Dame	0	1	0	1

### First Period:

No Goals

### Second Period:

BC - Nathan Gerbe (Gibbons, Smith), 2:23

BC - Nathan Gerbe (Smith, Bertram), 5:37

BC - Joe Whitney (Gerbe, Ferriero), 8:11

ND - Kevin Deeth (Lawson, Cole), 9:07

### Third Period:

BC - Ben Smith (Gerbe, Gibbons), 5:31

### Shots on Goal:

BC - 7-11-5 - 23

ND - 5-8-8 - 21

### Saves:

BC - John Muse 20


ND - Jordan Pearce 19

**Penalties:** BC 8-16; ND 5-10

**Power Plays:** BC 2 for 5; ND 0 for 8

**Most Outstanding Player:** Nathan Gerbe (BC)

# 2009 NCAA CHAMPIONS



## 2008-09 Boston University Terriers

No.	Player	Cl.	Pos.	Hometown
2	Eric Gryba	Jr.	D	Saskatoon, Sask.
3	Kevin Shattenkirk	So.	D	New Rochelle, N.Y.
4	Ryan Ruikka	Fr.	D	Chelsea, Mich.
5	David Warsofsky	Fr.	D	Marshfield, Mass.
6	Joe Pereira	So.	F	West Haven, Conn.
7	Brian Strait (A)	Jr.	D	Waltham, Mass.
8	Steve Smolinsky	Sr.	F	Plymouth, Mass.
9	Corey Trivino	Fr.	F	Toronto, Ont.
10	Chris Higgins	Sr.	F	Lynnfield, Mass.
11	Zach Cohen	Jr.	F	Schaumburg, Ill.
12	Chris Connolly	Fr.	F	Duluth, Minn.
13	Nick Bonino	So.	F	Unionville, Conn.
14	Andrew Glass	Fr.	F	Wrentham, Mass.
15	John McCarthy (C)	Sr.	F	Andover, Mass.
16	Kevin Gilroy	Fr.	F	North Bellmore, N.Y.
17	Victor Saponari	So.	F	Powder Springs, Ga.
18	Brandon Yip	Sr.	F	Maple Ridge, B.C.
21	Jason Lawrence	Sr.	F	Saugus, Mass.
22	Russ Gaudet	Fr.	F	Burlington, Mass.
25	Colby Cohen	So.	D	Villanova, Pa.
26	Luke Popko	Jr.	F	Skillman, N.J.
27	Vinny Saponari	Fr.	F	Powder Mills, Ga.
31	Kieran Millan	Fr.	G	Edmonton, Alb.
32	Adam Kraus	So.	G	Irving, Texas
33	Colin Wilson	So.	F	Winnipeg, Man.
35	Grant Rollheiser	Fr.	G	Chilliwack, B.C.
97	Matt Gilroy (C)	Sr.	D	North Bellmore, N.Y.

**Head Coach:** Jack Parker  
**Associate Head Coach:** David Quinn  
**Assistant Coaches:** Mike Bavis  
 Mike Geragosian

## 2009 NCAA Championship Game

April 11, 2009 • Verizon Center • Washington, D.C.

	1	2	3	OT	F
Miami	1	2	0	0	3
Boston University	1	0	2	1	4

### First Period:

BU -- Chris Connolly (Warsofsky, Gryba), 15:15

### Second Period:

MIA -- Gary Steffes (Miele, Palmer), 2:01

### Third Period:

MIA -- Tommy Wingels (Camper), 12:31  
 MIA -- Trent Vogelhuber (Kaufman), 15:52  
 BU -- Zach Cohen (Bonino, Brandon Yip), 19:00  
 BU -- Nick Bonino (Gilroy, Higgins), 19:42

### Overtime:

BU -- Colby Cohen (Shattenkirk, Connolly), 11:47

### Shots on Goal:

MIA – 10-9-9-4 – 32  
 BU – 9-7-7-9 – 32

### Saves:

MIA – Cody Reichard- 28  
 BU – Kieran Millan- 29

**Penalties:** Miami 3-6; BU 8-16

**Power Plays:** Miami 0-7; BU 0-2

**Most Outstanding Player:** Colby Cohen (BU)

# 2010 NCAA CHAMPIONS



## 2009-10 Boston College Eagles

No.	Player	Cl.	Pos.	Hometown
1	John Muse	Jr.	G	East Falmouth, Mass.
2	Brian Dumoulin	Fr.	D	Biddeford, Maine
4	Tommy Cross	So.	D	Simsbury, Conn.
5	Philip Samuelsson	Fr.	D	Scottsdale, Ariz.
6	Patrick Wey	Fr.	D	Pittsburgh, Pa.
7	Carl Sneep	Sr.	D	Nisswa, Minn.
8	Edwin Shea	So.	D	Shrewsbury, Mass.
9	Barry Almeida	So.	F	Springfield, Mass.
10	Jimmy Hayes	So.	F	Dorchester, Mass.
11	Pat Mullane	Fr.	F	Wallingford, Conn.
12	Ben Smith	Sr.	F	Avon, Conn.
13	Cam Atkinson	So.	F	Greenwich, Conn.
14	Brooks Dyrhoff	Fr.	F	Boulder, Col.
15	Joe Whitney	Jr.	F	Reading, Mass.
17	Brian Gibbons	Jr.	F	Braintree, Mass.
19	Chris Kreider	Fr.	F	Boxford, Mass.
21	Steven Whitney	Fr.	F	Reading, Mass.
22	Paul Carey	So.	F	Weymouth, Mass.
23	Malcolm Lyles	So.	D	Miami Gardens, Fla.
24	Matt Lombardi	Sr.	F	Milton, Mass.
25	Matt Price	Sr.	F	Milton, Ont.
27	Patch Alber	Fr.	D	Clifton Park, N.Y.
28	Tommy Atkinson	So.	F	Greenwich, Conn.
30	Chris Venti	So.	G	Needham, Mass.
35	Parker Milner	Fr.	G	Pittsburgh, Pa.

**Head Coach:**

Jerry York

**Associate Head Coach:**

Mike Cavanaugh

**Assistant Coaches:**

Greg Brown

Jim Logue

## 2010 NCAA CHAMPIONSHIP GAME

April 10, 2010 • Ford Field • Detroit, Mich.

	1	2	3	F
Boston College	1	0	4	5
Wisconsin	0	0	0	0

### First Period:

BC - Ben Smith (S. Whitney, J. Whitney), 12:57

### Second Period:

No Scoring

### Third Period:

BC - Cam Atkinson (J. Whitney, Gibbons), 1:38

BC - Jimmy Hayes (Hayes, Samuelsson), 3:40

BC - Cam Atkinson (Gibbons, J. Whitney), 7:20

BC - Matt Price (unassisted), 15:29

### Shots on Goal:

BC - 12-6-8 - 26

WIS - 5-9-6 - 20

### Saves:

BC - John Muse 20


WIS - Scott Gudmandson 21

**Penalties:** BC 4-8; WIS 6-12

**Power Plays:** BC 2-5; WIS 0-3

**Most Outstanding Player:** Ben Smith (BC)

# 2012 NCAA CHAMPIONS



## 2011-12 Boston College Eagles

No.	Player	Cl.	Pos.	Hometown
1	Brian Billett	Fr.	G	Brunswick, Maine
2	Brian Dumoulin	Jr.	D	Biddeford, Maine
3	Patch Alber	Jr.	D	Clifton Park, N.Y.
4	Tommy Cross (C)	Sr.	D	Simbury, Conn.
5	Mark Begert	Fr.	D	West Vancouver, B.C.
6	Patrick Wey	Jr.	D	Pittsburgh, Pa.
7	Isaac MacLeod	So.	D	Nelson, B.C.
8	Edwin Shea	Sr.	D	Shrewsbury, Mass.
9	Barry Almeida (A)	Sr.	F	Springfield, Mass.
10	Danny Linell	Fr.	F	Great Neck, N.Y.
11	Pat Mullane	Jr.	F	Wallingford, Conn.
12	Kevin Hayes	So.	F	Dorchester, Mass.
13	Johnny Gaudreau	Fr.	F	Carneys Point, N.J.
14	Brooks Dyrhoff	Jr.	F	Boulder, Col.
15	Cam Spiro	Fr.	F	Hingham, Mass.
17	Destry Straight	Fr.	F	West Vancouver, B.C.
18	Michael Sit	Fr.	F	Edina, Minn.
19	Chris Kreider	Jr.	F	Boxford, Mass.
21	Steven Whitney	Jr.	F	Reading, Mass.
22	Paul Carey (A)	Sr.	F	Weymouth, Mass.
23	Patrick Brown	So.	F	Bloomfield Hills, Mich.
24	Bill Arnold	So.	F	Needham, Mass.
27	Quinn Smith	Fr.	F	Fairfield, Conn.
28	Tommy Atkinson	Sr.	F	Greenwich, Conn.
30	Chris Venti	Sr.	G	Needham, Mass.
35	Parker Milner	Jr.	G	Pittsburgh, Pa.

**Head Coach:**

Jerry York

**Associate Head Coach:**

Mike Cavanaugh

**Assistant Coaches:**

Greg Brown

Jim Logue

## 2012 NCAA CHAMPIONSHIP GAME

April 7, 2012 • TB Times Forum • Tampa, Fla.

	1	2	3	F
Ferris State	1	0	0	1
Boston College	2	0	2	4

### First Period:

BC - Steven Whitney - 15 (Almeida), 3:18

FSU - Garrett Thompson - 11 (Huff, Ouellette), 5:19

BC - Paul Carey - 18 (Dumoulin, Mullane), 10:33 (PP)

### Second Period:

No Scoring

### Third Period:

BC - Johnny Gaudreau - 21 (Hayes, Wey), 16:58

BC - Steven Whitney - 16 (Arnold), 18:57

### Shots on Goal:

FSU - 7-15-6 - 28

BC - 8-14-15 - 37

### Saves:

FSU - Taylor Nelson 33

BC - Parker Milner 27

**Penalties:** FSU 4-8; BC 5-10

**Power Plays:** FSU 0-4; BC 1-3

**Most Outstanding Player:** Parker Milner (BC)



# 2015 NCAA CHAMPIONS



## 2015 Providence College Friars

No.	Name	Cl.	Pos.	Hometown
1	Brendan Leahy	So.	G	Reading, Massachusetts
2	Logan Day	Fr.	D	Seminole, Florida
3	John Gilmour	Jr.	D	Montreal, Quebec
4	Mark Adams	Sr.	D	Boxford, Massachusetts
5	Kyle McKenzie	So.	D	Aston, Pennsylvania
6	Tom Parisi	Jr.	D	Commack, New York
7	Drew Brown	Sr.	F	Grass Lake, Michigan
9	Trevor Mingoia	Jr.	F	Fairport, New York
10	Mark Jankowski	Jr.	F	Dundas, Ontario
11	Niko Rufo	So.	F	Stoneham, Massachusetts
12	Stefan Demopoulos	Sr.	F	La Mesa, California
14	Ross Mauermann	Sr.	F	Janesville, Wisconsin
15	Steven McParland	Jr.	F	Schreiber, Ontario
16	Anthony Florentino	So.	D	West Roxbury, Massachusetts
17	Brooks Behling	Jr.	F	Pittsburgh, Pennsylvania
18	Nick Saracino	Jr.	F	St. Louis, Missouri
19	Jake Walman	Fr.	D	Toronto, Ontario
20	Shane Luke	Sr.	F	Dauphin, Manitoba
21	Kevin Rooney	Jr.	F	Canton, Massachusetts
22	Brandon Tanev	Jr.	F	Toronto, Ontario
23	Truman Reed	Fr.	D	Anchorage, Alaska
24	Noel Acciari	Jr.	F	Johnston, Rhode Island
25	Robbie Hennessey	Fr.	F	Garnet Valley, Pennsylvania
26	Brian Pinho	Fr.	D	North Andover, Massachusetts
27	Josh Monk	So.	D	Langley, British Columbia
28	Alex Cromwell	Fr.	F	McKinney, Texas
29	Conor MacPhee	So.	F	Windham, New Hampshire
32	Jon Gillies	Jr.	G	South Portland, Maine
35	Nick Ellis	So.	G	Millersville, Maryland

**Head Coach:** Nate Leaman  
**Associate Head Coach:** Steve Miller  
**Assistant Coaches:** Kris Mayotte

## 2015 NCAA Championship Game

April 11, 2015 • TD Garden • Boston, Mass.

	1	2	3	F
Providence	1	1	2	4
Boston University	2	1	0	3

### First Period:

Prov – Anthony Florentino (Acciari, Luke), 9:25

BU – Ahti Oksanen, 12:50

BU – Danny O'Regan (Eichel), 12:54

### Second Period:

Prov – Mark Jankowski (Mingoia, Mauermann), 4:29 (PP)

BU – Cason Hohmann (Oksanen), 11:36

### Third Period:

Prov – Tom Parisi, 11:24

Prov – Brandon Tanev (Rooney), 13:43

### Shots on Goal:

Prov – 6-17-20 – 43

BU – 18-22-12 – 52

### Saves:

Prov – Gillies 49

BU – O'Connor 39

**Penalties:** Providence 1-2; BU 3-6

**Power Plays:** Providence 1 for 3; BU 0 for 1

**Most Outstanding Player:** Jon Gillies - Providence

# NCAA TOURNAMENT RESULTS

Season	Opening Round	Quarterfinals	Semifinals	Championship	Consolation
1985	--	BC def. Minnesota (5-7, 4-1) PC def. MSU (2-3, 4-2)	PC def. BC (4-5 3 OT)	RPI def. PC (2-1)	UMD def. BC (7-6 OT)
1986	--	Minnesota def. BU (6-4, 5-3) MSU def. BC (6-4, 4-2)	--	--	--
1987	--	Minnesota def. BC (4-1, 3-2) Michigan State def. ME (6-2, 5-3)	--	--	--
1988	MC def. NU (5-3, 7-3) Wisconsin def. UML (7-1, 4-4)	ME def. Bowling Green (5-1, 4-3)	Lake Superior def. ME (6-3)	--	ME def. Minnesota (5-2)
1989	PC def. NMU (5-9, 4-2, 2-0) BC def. Bowling Green (8-5, 4-2)	ME def. PC (8-6, 3-2, 4-3 2OT) MSU def. BC (6-3, 7-2, 5-4 OT)	Minnesota def. ME (7-4)	--	MUS def. ME (7-4)
1990	ME def. Bowling Green (8-4, 5-2) BU def. UND (8-5, 5-3, 5-0)	BC def. Minnesota (4-2, 1-2, 6-1) Wisconsin def. ME (7-3, 4-3 OT) BU def. MSU (3-6, 5-3, 5-3)	Wisconsin def. BC (2-1) Colgate def. BU (3-2)	--	--
1991	Minnesota def. PC (4-3, 8-4, 8-3) UAA def. BC (3-2, 3-1)	ME def. Minnesota (4-0, 5-0) BU def. Michigan (4-1, 8-1)	NMU def. ME (5-3) BU def. Clarkson (7-3)	NMU def. BU (8-7 3OT)	--
1992	MSU def. BU (4-2) Wisconsin def. UNH (4-2)	MSU def. ME (3-2)	--	--	--
Season	Opening Round	Regional Finals	Semifinals	Championship	
1993	--	ME def. Minnesota (6-2) BU def. NMU (4-1)	Lake Superior def. BU (6-1) ME def. Michigan (4-3 OT)	ME def. Lake Superior (5-4)	
1994	UNH def. RPI (2-0) UML def. MSU (4-3) Lake Superior def. NU (6-5 OT)	BU def. Wisconsin (4-1) Harvard def. UNH (7-1) Minnesota def. UML (2-1 2OT)	BU def. Minnesota (4-1)	Lake Superior def. BU (9-1)	
1995	Denver def. UNH (9-2)	BU def. Lake Superior (6-2) ME def. Denver (4-2)	BU def. Minnesota (7-3) ME def. Michigan (4-3 OT)	BU def. ME (6-2)	
1996	Minnesota def. PC (5-1) UML def. MSU (6-2)	BU def. Clarkson (3-2) Colorado College def. UML (5-3)	Michigan def. BU (4-0)	--	
1997	Colorado College def. UNH (3-2)	BU def. Denver (4-3 OT)	BU def. Michigan (3-2)	UND def. BU (6-4)	
1998	UNH def. Wisconsin (7-4)	BC def. Colorado College (6-1) UNH def. BU (4-3 OT)	Michigan def. UNH (4-0) BC def. Ohio State (5-2)	Michigan def. BC (3-2 OT)	
1999	ME def. Ohio State (4-2) BC def. NMU (2-1)	ME def. Clarkson (7-2) UNH def. Michigan (2-1 OT) BC def. UND (3-1)	UNH def. MSU (5-3) ME def. BC (2-1 OT)	ME def. UNH (3-2 OT)	
2000	Niagara def. UNH (4-1) BC def. MSU (6-5 OT) BU def. St. Cloud State (5-3)	ME def. Michigan (5-2) BC def. Wisconsin (4-1) St. Lawrence def. BU (4-2 4OT)	UND def. ME (2-0) BC def. St. Lawrence (4-2)	UND def. BC (4-2)	
2001	ME def. Minnesota (5-4 OT) Wisconsin def. PC (4-1)	BC def. ME (3-1)	BC def. Michigan (4-2)	BC def. UND (3-2 OT)	
2002	ME def. Harvard (4-3 OT)	ME def. BU (4-3) UNH def. Cornell (4-3)	ME def. UNH (7-2)	Minnesota def. ME (4-3 OT)	
2003	BU def. Harvard (6-4) UNH def. St. Cloud State (5-2) BC def. Ohio State (1-0) Michigan def. ME (2-1)	UNH def. BU (3-0) Cornell def. BC (2-1 2OT)	UND def. Cornell (3-2)	Minnesota def. UNH (5-1)	
2004	ME def. Harvard (5-4) BC def. Niagara (5-2) Michigan def. UNH (4-1)	ME def. Wisconsin (2-1 OT) BC def. Michigan (3-2 OT)	ME def. BC (2-1)	Denver def. ME (1-0)	
2005	BC def. Mercyhurst (5-4) UND def. BU (4-0) Minnesota def. ME (1-0 OT) UNH def. Harvard (3-2 OT)	Denver def. UNH (4-2) UND def. BC (6-3)	--	--	

# NCAA TOURNAMENT RESULTS

Season	Opening Round	Regional Finals	Semifinals	Championship
2006	BU def. Nebraska Omaha (9-2) BC def. Miami (5-0) ME def. Harvard (6-1) MSU def. UNH (1-0)	BC def. BU (5-0) ME def. MSU (5-4)	BC def. UND (6-5) Wisconsin def. ME (5-2)	Wisconsin def. BC (2-1)
2007	UMass def. Clarkson (1-0 OT) BC def. St. Lawrence (4-1) ME def. St. Cloud State (4-1) Michigan State def. BU (5-1) Miami def. UNH (2-1)	BC def. Miami (4-0) ME def. UMass (3-1)	BC def. UND (6-4) MSU def. ME (4-2)	MSU def. BC (3-1)
2008	Notre Dame def. UNH (7-3) BC def. Minnesota (5-2)	BC def. Miami (4-3 OT)	BC def. UND (6-1)	BC def. Notre Dame (4-1)
2009	BU def. Ohio State (8-3) UNH def. UND (6-5 OT) UVM def. Yale (4-1) Cornell def. NU (3-2)	BU def. UNH (2-1) UVM def. Air Force (2OT)	BU def. UVM (5-4)	BU def. Miami (4-3 OT)
2010	BC def. Alaska (3-1) UNH def. Cornell (6-2) Wisconsin def. Vermont (3-2)	BC def. Yale (9-7) RIT def. UNH (6-2)	BC def. Miami (7-1)	BC def. Wisconsin (5-0)
2011	UNH def. Miami (3-1) Notre Dame def. MC (4-3 OT) Colorado College def. BC (8-4)	Notre Dame def. UNH (2-1)	--	--
2012	UML def. Miami (4-3 OT) BC def. Air Force (2-0) Minnesota def. BU (7-3) UMD def. ME (5-2)	BC def. UMD (4-0) Union def. UML (4-2)	BC def. UND (6-1)	BC def. Ferris State (4-1)
2013	UML def. Wisconsin (6-1) Union def. BC (5-1)	UML def. UNH (2-0)	Yale def. UML (3-2 OT)	--
2014	UML def. Minnesota State (2-1) BC def. Denver (6-2) PC def. Quinnipiac (4-0) Union def. UVM (5-2) St. Cloud State def. ND (4-3 OT)	BC def. UML (4-3) Union def. PC (3-1)	Union def. BC (5-4)	--
2015	BU def. Yale (3-2 OT) PC def. Miami (7-5) Denver def. BC (5-2)	BU def. UMD (3-2) PC def. Denver (4-1)	BU def. UND (5-3) PC def. Omaha (4-1)	PC def. BU (4-3)
2016	UML def. Yale (2-1) BC def. Harvard (4-1) Denver def. BU (7-2) NoDak def. NU (6-2) Michigan def. ND (3-2 OT) UMD def. PC (2-1 2OT)	BC def. UMD (3-2) Quinnipiac def. UML (4-1)	BC vs. Quinnipiac	

# FROZEN FOUR ALL-TOURNAMENT TEAM SELECTIONS

Year	Goalie	Forwards	Defensemen
1985	Chris Terreri* - PC*		
1988		David Capuano - Maine	
1991		Tony Amonte -BU Jean Yves-Roy - Maine	
1993	Garth Snow - Maine	Jim Montgomery* - Maine Paul Kariya - Maine Chris Imes - Maine	
1994		Tony Amonte - BU Jean Yves-Roy - Maine	
1995	Blair Allison -Maine	Chris O'Sullivan* - BU Shawn Bates - BU Dan Shermerhorn - Maine	Chris Imes - Maine Kaj Linna - BU
1997		Chris Drury - BU	Tom Poti -BU
1998		Marty Reasoner - BC	Mike Mottau - BU
1999	Alfie Michaud* - Maine	Niko Dimitrakos - Maine Jason Krog - UNH Mike Souza - UNH	David Cullen - Maine), Jayme Filipowicz - UNH
2000		Jeff Farkas - BC	Mike Mottau -BC
2001	Scott Clemmensen -BC	Chuck Kobasew* - BC Krys Kolanos - BC	Rob Scuderi - BC
2002		Robert Liscak -Maine	Peter Metcalf - Maine Michael Schutte - Maine
2003		Nathan Martz - UNH Steve Saviano -UNH	
2004		Dustin Penner - Maine	Prestin Ryan - Maine
2006		Chris Collins - BC	Brett Motherwell - BC
2007		Brian Boyle - BC Nathan Gerbe - BC	
2008	John Muse - BC	Nathan Gerbe* - BC Ben Smith - BC	Mike Brennan - BC
2009	Kieran Millan -BU	Nick Bonino - BU Colin Wilson - BU	Colby Cohen - BU
2010	John Muse - BC	Ben Smith* - BC Cam Atkinson - BC Joe Whitney - BC	Brian Dumoulin - BC
2012	Parker Milner - BC	Paul Carey - BC Steven Whitney - BC	Brian Dumoulin - BC
2015	Jon Gillies* - PC	Mark Jankowski - PC Jack Eichel - BU Athi Oksanen - BU	Anthony Florentino - PC Matt Grzelcyk - BU

\* Frozen Four Most Outstanding Player ^ prior to joining Hockey East

# ALL-TIME FROZEN FOUR RESULTS

Year	Champion	Runner-up	Third	Fourth	Site
1948	Michigan	Dartmouth	<b>Boston College</b>	Colorado College	Col. Springs, Colo.
1949	<b>Boston College</b>	Dartmouth	Michigan	Colorado College	Col. Springs, Colo.
1950	Colorado College	<b>Boston University</b>	Michigan	<b>Boston College</b>	Col. Springs, Colo.
1951	Michigan	Brown	<b>Boston University</b>	Colorado College	Col. Springs, Colo.
1952	Michigan	Colorado College	Yale	St. Lawrence	Col. Springs, Colo.
1953	Michigan	Minnesota	Rensselaer	<b>Boston University</b>	Col. Springs, Colo.
1954	Rensselaer	Minnesota	Michigan	<b>Boston College</b>	Col. Springs, Colo.
1955	Michigan	Colorado College	Harvard	St. Lawrence	Col. Springs, Colo.
1956	Michigan	Michigan Tech	St. Lawrence	<b>Boston College</b>	Col. Springs, Colo.
1957	Colorado College	Michigan	Clarkson	Harvard	Col. Springs, Colo.
1958	Denver	North Dakota	Clarkson	Harvard	Minneapolis, Minn.
1959	North Dakota	Michigan State	<b>Boston College</b>	St. Lawrence	Troy, N.Y.
1960	Denver	Michigan Tech	<b>Boston University</b>	St. Lawrence	Boston, Mass.
1961	Denver	St. Lawrence	Minnesota	Rensselaer	Denver, Colo.
1962	Michigan Tech	Clarkson	Michigan	St. Lawrence	Utica, N.Y.
1963	North Dakota	Denver	Clarkson	<b>Boston College</b>	Chestnut Hill, Mass.
1964	Michigan	Denver	Rensselaer	<b>Providence</b>	Denver, Colo.
1965	Michigan Tech	<b>Boston College</b>	North Dakota	Brown	Providence, R.I.
1966	Michigan State	Clarkson	Denver	<b>Boston University</b>	Minneapolis, Minn.
1967	Cornell	<b>Boston University</b>	Michigan State	North Dakota	Syracuse, N.Y.
1968	Denver	North Dakota	Cornell	<b>Boston College</b>	Duluth, Minn.
1969	Denver	Cornell	Harvard	Michigan Tech	Col. Springs, Colo.
1970	Cornell	Clarkson	Wisconsin	Michigan Tech	Lake Placid, N.Y.
1971	<b>Boston University</b>	Minnesota	Denver	Harvard	Syracuse, N.Y.
1972	<b>Boston University</b>	Cornell	Wisconsin	Denver	Boston, Mass.
1973	Wisconsin	Denver	<b>Boston College</b>	Cornell	Boston, Mass.
1974	Minnesota	Michigan Tech	<b>Boston University</b>	Harvard	Boston, Mass.
1975	Michigan Tech	Minnesota	<b>Boston University</b>	Harvard	St. Louis, Mo.
1976	Minnesota	Michigan Tech	Brown	<b>Boston University</b>	Denver, Colo.
1977	Wisconsin	Michigan	<b>Boston University</b>	<b>New Hampshire</b>	Detroit, Mich.
1978	<b>Boston University</b>	<b>Boston College</b>	Bowling Green	Wisconsin	Providence, R.I.
1979	Minnesota	North Dakota	Dartmouth	<b>New Hampshire</b>	Detroit, Mich.
1980	North Dakota	Northern Michigan	Dartmouth	Cornell	Providence, R.I.
1981	Wisconsin	Minnesota	Michigan Tech	Northern Michigan	Duluth, Minn.
1982	North Dakota	Wisconsin	<b>Northeastern</b>	<b>New Hampshire</b>	Providence, R.I.
1983	Wisconsin	Harvard	<b>Providence</b>	Minnesota	Grand Forks, ND
1984	Bowling Green	Minnesota Duluth	North Dakota	Michigan State	Lake Placid, N.Y.
1985	Rensselaer	<b>Providence</b>	Minnesota Duluth	<b>Boston College</b>	Detroit, Mich.
1986	Michigan State	Harvard	Minnesota	Denver	Providence, R.I.
1987	North Dakota	Michigan State	Minnesota	Harvard	Detroit, Mich.
1988	Lake Superior State	St. Lawrence	<b>Maine</b>	Minnesota	Lake Placid, N.Y.
1989	Harvard	Minnesota	Michigan State	<b>Maine</b>	St. Paul, Minn.
Year	Champion	Runner-up	Other Semifinalists	Site	
1990	Wisconsin	Colgate	<b>Boston College</b>	<b>Boston University</b>	Detroit, Mich.
1991	Northern Michigan	<b>Boston University</b>	<b>Maine</b>	Clarkson	St. Paul, Minn.
1992	Lake Superior State	Wisconsin	Michigan	Michigan State	Albany, N.Y.
1993	<b>Maine</b>	Lake Superior State	<b>Boston University</b>	Michigan	Milwaukee, Wis.
1994	Lake Superior State	<b>Boston University</b>	Harvard	Minnesota	St. Paul, Minn.
1995	<b>Boston University</b>	<b>Maine</b>	Michigan	Minnesota	Providence, R.I.
1996	Michigan	Colorado College	<b>Boston University</b>	<b>Vermont</b>	Cincinnati, Ohio
1997	North Dakota	<b>Boston University</b>	Colorado College	Michigan	Milwaukee, Wis.
1998	Michigan	<b>Boston College</b>	<b>New Hampshire</b>	Ohio State	Boston, Mass.
1999	<b>Maine</b>	<b>New Hampshire</b>	<b>Boston College</b>	Michigan State	Anaheim, Calif.
2000	North Dakota	<b>Boston College</b>	<b>Maine</b>	St. Lawrence	Providence, R.I.
2001	<b>Boston College</b>	North Dakota	Michigan	Michigan State	Albany, N.Y.
2002	Minnesota	<b>Maine</b>	<b>New Hampshire</b>	Michigan	St. Paul, Minn.
2003	Minnesota	<b>New Hampshire</b>	Cornell	Michigan	Buffalo, N.Y.
2004	Denver	<b>Maine</b>	<b>Boston College</b>	Minnesota Duluth	Boston, Mass.
2005	Denver	North Dakota	Colorado College	Minnesota	Columbus, Ohio
2006	Wisconsin	<b>Boston College</b>	<b>Maine</b>	North Dakota	Milwaukee, Wis.
2007	Michigan State	<b>Boston College</b>	<b>Maine</b>	North Dakota	St. Louis, Mo.
2008	<b>Boston College</b>	<b>Notre Dame</b>	Michigan	North Dakota	Denver, Colo.
2009	<b>Boston University</b>	Miami	Bemidji State	<b>Vermont</b>	Washington, D.C.
2010	<b>Boston College</b>	Wisconsin	Miami	RIT	Detroit, Mich.
2011	Minnesota-Duluth	Michigan	<b>Notre Dame</b>	North Dakota	St. Paul, Minn.
2012	<b>Boston College</b>	Ferris State	Minnesota	Union	Tampa, Fla.
2013	Yale	Quinnipiac	<b>UMass Lowell</b>	St. Cloud State	Pittsburgh, Pa.
2014	Union	Minnesota	<b>Boston College</b>	North Dakota	Philadelphia, Pa.
2015	<b>Providence</b>	<b>Boston University</b>	North Dakota	Omaha	Boston, Mass.
2016					Tampa, Fla.

## 1993 NCAA CHAMPIONSHIP GAME

April 3, 1993 • Bradley Center • Milwaukee, Wis.

	<u>1</u>	<u>2</u>	<u>3</u>	<u>F</u>
Maine	2	0	3	5
Lake Superior State	1	3	0	4

### First Period:

Maine – Patrice Tardif (Latendresse), 0:03

Maine – Chris Ferraro (Imes, P. Ferraro), 7:10

LSSU – Mike Bachusz (Angelelli, Ness), 17:02

### Second Period:

LSSU – Clayton Beddoes (unassisted), 7:01 (PP)

LSSU – John Hendry (Beddoes), 15:46

LSSU – Wayne Strachan (Hullett), 18:42

### Third Period:

Maine – Jim Montgomery (Kariya), 4:19

Maine – Jim Montgomery (Imes, Kariya), 7:40

Maine – Jim Montgomery (Kariya), 8:54 (PP)

### Shots on Goal:

Maine – 11-10-8 – 29

LSSU – 6-10-8 – 24

### Saves:

Maine – Dunham 12, Snow 8

LSSU – Blaine Lacher 24

**Penalties:** Maine 5-10; LSSU 6-12

**Power Plays:** Maine 1 for 3; LSSU 1 for 2

**Most Outstanding Player:** Jim Montgomery (Maine)

## 1995 NCAA CHAMPIONSHIP GAME

April 1, 1995 • Providence Civic Center • Providence, R.I.

	<u>1</u>	<u>2</u>	<u>3</u>	<u>F</u>
Boston University	1	2	3	6
Maine	0	1	1	2

### First Period:

BU – Steve Thornton (unassisted), 14:57 (PP)

### Second Period:

BU – Chris O'Sullivan (Thornton, Grier), 7:27

BU – Jacques Joubert (Linna, Prendergast), 9:15 (PP)

Maine – Tim Lovell (Frenette, Thompson), 14:51

### Third Period:

Maine – Trevor Roenick (Rodrigue, Tory), 0:31 (PP)

BU – Mike Sylvia (Bates, Pandolfo), 5:23

BU – Chris O'Sullivan (Brennan, Grier), 8:30 (PP)

BU – Bob Lachance (Thornton), 18:47 (SH)

### Shots on Goal:

BU – 11-14-14 – 39

Maine – 9-5-9 – 23

### Saves:

BU – Tom Noble 21

Maine – Blair Allison 33

**Penalties:** BU 10-20; Maine 6-12

**Power Plays:** BU 3 for 4; Maine 1 for 8

**Most Outstanding Player:** Chris O'Sullivan (BU)

## 1999 NCAA CHAMPIONSHIP GAME

April 3, 1999 • Arrowhead Pond • Anaheim, Calif.

	<u>1</u>	<u>2</u>	<u>3</u>	<u>OT</u>	<u>F</u>
Maine	1	1	0	1	3
New Hampshire	0	1	1	0	2

### First Period:

Maine – Ben Guite (Vitorino, Kerluke), 15:47 (PP)

### Second Period:

Maine – Niko Dimitrakos (Cullen, Metcalf), 4:10

UNH – Darren Haydar (Souza, Conklin), 15:58

### Third Period:

UNH – Mike Souza (Krog, Haydar), 3:33

### Overtime:

Maine – Marcus Gustafsson (Larose), 10:50

### Shots on Goal:

Maine – 12-11-7-9 – 36

UNH – 16-19-8-5 – 48

### Saves:

Maine – Alfie Michaud 46

UNH – Ty Conklin 36

**Penalties:** Maine 8-16; UNH 9-26

**Power Plays:** Maine 1 for 7; UNH 0 for 7

**Most Outstanding Player:** Alfie Michaud (Maine)

## 2001 NCAA CHAMPIONSHIP GAME

April 7, 2001 • Pepsi Arena • Albany, NY

	<u>1</u>	<u>2</u>	<u>3</u>	<u>OT</u>	<u>F</u>
Boston College	0	2	0	1	3
North Dakota	0	0	2	0	2

### First Period:

No scoring

### Second Period:

BC – Chuck Kobasew (Giuliano), 5:26 (PP)

BC – Mike Lephart (Forrest, Allen), 8:50

### Third Period:

UND – Tim Skarperud (Roche, Lundbohm), 16:18 (PP)

UND – Wes Dorey (Schneekloth, Lundbohm), 19:24

### Overtime:

BC – Krys Kolanos (Voce, Kobasew), 4:43

### Shots on Goal:

BC – 9-12-7-3 – 31

UND – 9-9-16-3 – 37

### Saves:

BC – Scott Clemmensen 35

UND – Karl Goehring 28

**Penalties:** BC 7-14; UND 7-14

**Power Plays:** BC 1 for 7; UND 1 for 7

**Most Outstanding Player:** Chuck Kobasew (BC)

**2008 NCAA CHAMPIONSHIP GAME**  
**APRIL 12, 2008 • PEPSI CENTER • DENVER, COLO.**

	<u>1</u>	<u>2</u>	<u>3</u>	<u>F</u>
Boston College	0	3	1	4
Notre Dame	0	1	0	1

**First Period:**  
 No Goals

**Second Period:**  
 BC - Nathan Gerbe (Gibbons, Smith), 2:23  
 BC - Nathan Gerbe (Smith, Bertram), 5:37  
 BC - Joe Whitney (Gerbe, Ferriero), 8:11  
 ND - Kevin Deeth (Lawson, Cole), 9:07

**Third Period:**  
 BC - Ben Smith (Gerbe, Gibbons), 5:31

**Shots on Goal:** BC - 7-11-5 - 23  
 ND - 5-8-8 - 21  
**Saves:** BC - John Muse 20  
 ND - Jordan Pearce 19

**Penalties:** BC 8-16; ND 5-10  
**Power Plays:** BC 2 for 5; ND 0 for 8

**Most Outstanding Player:** Nathan Gerbe (BC)

**2010 NCAA CHAMPIONSHIP GAME**  
**April 10, 2010 • Ford Field • Detroit, Mich.**

	<u>1</u>	<u>2</u>	<u>3</u>	<u>F</u>
Boston College	1	0	4	5
Wisconsin	0	0	0	0

**First Period:**  
 BC - Ben Smith (S. Whitney, J. Whitney), 12:57

**Second Period:**  
 No Scoring

**Third Period:**  
 BC - Cam Atkinson (J. Whitney, Gibbons), 1:38  
 BC - Jimmy Hayes (Hayes, Samuelsson), 3:40  
 BC - Cam Atkinson (Gibbons, J. Whitney), 7:20  
 BC - Matt Price (unassisted), 15:29

**Shots on Goal:** BC - 12-6-8 - 26  
 WIS - 5-9-6 - 20  
**Saves:** BC - John Muse 20  
 WIS - Scott Gudmandson 21

**Penalties:** BC 4-8; WIS 6-12  
**Power Plays:** BC 2-5; WIS 0-3

**Most Outstanding Player:** Ben Smith (BC)

**2009 NCAA CHAMPIONSHIP GAME**  
**April 11, 2009 • Verizon Center • Washington, D.C.**

	<u>1</u>	<u>2</u>	<u>3</u>	<u>OT</u>	<u>F</u>
Miami	1	2	0	0	3
Boston Univeristy	1	0	2	1	4

**First Period:**  
 BU -- Chris Connolly (Warsofsky, Gryba), 15:15

**Second Period:**  
 MIA -- Gary Steffes (Miele, Palmer), 2:01

**Third Period:**  
 MIA -- Tommy Wingels (Camper), 12:31  
 MIA -- Trent Vogelhuber (Kaufman), 15:52  
 BU -- Zach Cohen (Bonino, Brandon Yip), 19:00  
 BU -- Nick Bonino (Gilroy, Higgins), 19:42

**Overtime:**  
 BU -- Colby Cohen (Shattenkirk, Connolly), 11:47

**Shots on Goal:** MIA – 10-9-9-4 – 32  
 BU – 9-7-7-9 – 32  
**Saves:** MIA – Cody Reichard- 28  
 BU – Kieran Millan- 29

**Penalties:** Miami 3-6; BU 8-16  
**Power Plays:** Miami 0-7; BU 0-2

**Most Outstanding Player:** Colby Cohen (BU)

**2012 NCAA CHAMPIONSHIP GAME**  
**April 7, 2012 • Tampa Bay Times Forum • Tampa, Fla.**

	<u>1</u>	<u>2</u>	<u>3</u>	<u>F</u>
Ferris State	1	0	0	1
Boston College	2	0	2	4

**First Period:**  
 BC - Steven Whitney - 15 (Almeida), 3:18  
 FSU- Garrett Thompson - 11 (Huff, Ouellette), 5:19  
 BC- Paul Carey - 18 (Dumoulin, Mullane), 10:33 (PP)

**Second Period:**  
 No Scoring

**Third Period:**  
 BC- Johnny Gaudreau - 21 (Hayes, Wey), 16:58  
 BC- Steven Whitney- 16 (Arnold), 18:57

**Shots on Goal:** FSU - 7-15-6 - 28  
 BC - 8-14-15 - 37  
**Saves:** FSU - Taylor Nelson 33  
 BC - Parker Milner 27

**Penalties:** FSU 4-8; BC 5-10  
**Power Plays:** FSU 0-4; BC 1-3

**Most Outstanding Player:** Parker Milner (BC)

**2015 NCAA CHAMPIONSHIP GAME**  
April 11, 2015 • TD Garden • Boston, Mass.

	<u>1</u>	<u>2</u>	<u>3</u>	<u>F</u>
Providence	1	1	2	4
Boston University	2	1	0	3

**First Period:**

Prov – Anthony Florentino (Acciari, Luke), 9:25

BU – Ahti Oksanen, 12:50

BU – Danny O'Regan (Eichel), 12:54

**Second Period:**

Prov – Mark Jankowski (Mingoia, Mauermann), 4:29 (PP)

BU – Cason Hohmann (Oksanen), 11:36

**Third Period:**

Prov – Tom Parisi, 11:24

Prov – Brandon Tanev (Rooney), 13:43

**Shots on Goal:**

Prov – 6-17-20 – 43

BU – 18-22-12 – 52

**Saves:**

Prov – Gillies 49

BU – O'Connor 39

**Penalties:** Providence 1-2; BU 3-6

**Power Plays:** Providence 1 for 3; BU 0 for 1

**Most Outstanding Player:** Jon Gillies (Providence)





**Thursday, April 7**

**5 p.m. ET: Boston College vs. Quinnipiac (ESPN2/TSN2)**

**8:30 p.m. ET: Denver vs. North Dakota (ESPN2/TSN2)**

**Saturday, April 9**

**8 p.m. ET: Championship Game (ESPN/TSN2)**

**Elite field** – The 2016 NCAA Frozen Four features four powers in the sport – not just the best teams last weekend, but the best all season and in recent history. The four teams’ 116 combined wins are the most entering a Frozen Four in the 16-team era of the NCAA Tournament (most overall since 2001, 119). It’s the first time that the Frozen Four has been comprised of all No. 1 or 2 seeds since the last visit to Tampa, in 2012.

**Longest Active NCAA Appearance Streaks:**

- North Dakota – 14
- Denver – 9
- Boston College – 7
- Quinnipiac, St. Cloud State – 4

**Most Consecutive 20-Win Seasons**

- Denver – 15
- North Dakota – 14
- Boston College – 7
- Quinnipiac, UMass Lowell, Minnesota – 5

**First timer?** – Each of the last three and four of the last five national champions were first-time winners (Minnesota Duluth ’11, Yale ’13, Union ’14, Providence ’15), a trend that could continue if No. 1 overall seed Quinnipiac were to win. The other three semifinalists have each won at least five NCAA titles (19 combined).

**Future stars** – More than half of all NHL teams (18 of 30) have draft picks in the Frozen Four (31 total), with several other free agent and 2015 NHL Draft prospects in the mix as well. Boston College and North Dakota lead the way with 12 draft picks on each roster, including four first-round picks. Chicago, Florida, New Jersey and Ottawa each have three prospects in the field to lead NHL teams.



**About College Hockey, Inc.**

Formed in 2009 in partnership with USA Hockey, College Hockey Inc. is a nonprofit organization dedicated to promoting Division I men’s college hockey to prospective players and fans through extensive marketing and informational efforts. The entity is operated under the auspices of a 12-member Board of Directors and works closely with the commissioners, coaching staffs and administrators of the 60 schools and six conferences that sponsor Division I hockey.

**Staff**

- Mike Snee, Executive Director
- Nate Ewell, Deputy Executive Director

**Media Contact**

Nate Ewell, [newell@collegehockeyinc.com](mailto:newell@collegehockeyinc.com)  
617.780.0295, @collegehockey

**The roads traveled** – The four Frozen Four teams have followed unique paths to Tampa:

- **Boston College:** The preseason favorites in the USCHO.com poll, the Eagles rode lengthy shutout streaks from [Thatcher Demko](#) (San Deigo, Calif./U.S. NTDP/VAN) and a balanced offense to a share of the Hockey East regular-season title. A slight midseason lull gave way to head coach Jerry York's 1,000th career win, a Beanpot title and a 15-3-4 record in the new year.
- **Denver:** The Pioneers were just 7-7-2 at midseason but are 18-2-4 since behind the dynamic first line of [Danton Heinen](#) (Langley, B.C./Surrey-BCHL/BOS), [Dylan Gambrell](#) (Bonney Lake, Wash./Dubuque-USHL) and [Trevor Moore](#) (Thousand Oaks, Calif./Tri-City-USHL), dubbed the "Pacific Rim Line."
- **North Dakota:** The lone Frozen Four returnee from last year in Boston, North Dakota won the NCHC regular-season title in head coach Brad Berry's first season behind the bench. The "CBS Line" of [Drake Caggiula](#) (Whitby, Ont./Stouffville-OJHL), [Brock Boeser](#) (Burnsville, Minn./Waterloo-USHL/VAN) and [Nick Schmaltz](#) (Verona, Wis./Green Bay-USHL/CHI) leads the offense while [Cam Johnson](#) (Flint, Mich./Waterloo-USHL) has filled Zane MacIntyre's skates in net.
- **Quinnipiac:** The nation's top-ranked team for most of the second half, Quinnipiac won regular-season and tournament titles in ECAC Hockey. The Bobcats lost just three games all year and only one in conference behind power play and penalty kill units that rank in the top four nationally.

**Captains' log** – College hockey captains typically boast fascinating stories, and the leaders of these four teams are no exception:

- **Boston College:** Senior [Teddy Doherty](#) (Hopkinton, Mass./Dubuque-USHL) has bounced between forward and defense during his Eagle career and scored the first two goals in the Northeast Regional Final. He's an unheralded star on a roster filled with NHL draft picks who played junior hockey for Denver coach Jim Montgomery.
- **Denver:** Senior [Grant Arnold](#) (Centennial, Colo./Green Bay-USHL) is a last man standing of sorts – the only player still playing college hockey who played juniors for Tampa Bay Lightning head coach Jon Cooper. The two-year captain won two USHL titles in Green Bay.
- **North Dakota:** The leader of a formidable group of local players, [Gage Ausmus](#) (East Grand Forks, N.D./U.S. NTDP/SJ) is a physical force on the North Dakota defense. The former two-sport star was a quarterback at East Grand Forks HS.
- **Quinnipiac:** Senior [Soren Jonzzon](#) (Mountain View, Calif./Youngstown-USHL) broke through as a junior after playing roughly half of the team's games the year before. This year the straight-A biomedical science major has 10 goals and 20 points – both equal to his first three years' output combined.

**Sunshine state** – Two Florida natives will square off in the first semifinal in their home state and will play big roles for Boston College and Quinnipiac. BC's [Austin Cangelosi](#) (Estero, Fla./Youngstown-USHL) ranks second on the team in goals and fourth in points; he had two goals in the first-round win vs. Harvard. Quinnipiac's [Chase Priskie](#) (Pembroke Pines, Fla./Salmon Arm-BCHL) ranked second nationally in scoring among freshmen defensemen and is eligible for the 2016 NHL Draft.

**On a roll** – The four participating teams rank among the top six nationally in winning percentage since Jan. 1, with a combined 63-11-15 record in the 2016 portion of the schedule.

**Best Winning Percentage, Since Jan. 1**

- .870 – Northeastern (19-2-2)
- .833 – Denver (18-2-4)
- .794 – Michigan Tech (12-2-3)
- .786 – Quinnipiac (14-2-5)
- .773 – Boston College (15-3-4)
- .773 – North Dakota (16-4-2)

**Heavy firepower** – Of the 37 NCAA players with more than 40 points this season, 11 are in the Frozen Four (29.7%). Each of the four teams is represented among the top seven scorers in the field.

**Most Points, Frozen Four Participants**

- 54 – Brock Boeser, North Dakota
- 50 – Sam Anas, Quinnipiac
- 48 – Danton Heinen, Denver
- 47 – Dylan Gambrell, Denver
- 46 – Ryan Fitzgerald, Boston College
- 46 – Drake Caggiula, North Dakota
- 46 – Travis St. Denis, Quinnipiac

**Young guns** – North Dakota's freshman class leads the nation in goals (60), while Boston College's led in assists (93), two signs of the impressive group of rookies in the field. [Brock Boeser](#) (Burnsville, Minn./Waterloo-USHL/VAN) leads UND in scoring, while Denver's [Dylan Gambrell](#) (Bonney Lake, Wash./Dubuque-USHL) and BC's [Colin White](#) (Hanover, Mass./U.S. NTDP/OTT) both rank second on their teams. Gambrell and Quinnipiac's [Chase Priskie](#) (Pembroke Pines, Fla./Salmon Arm-BCHL) are two of the eight NHL draft-eligible players in the field, seven of them freshmen.

**O from the D** – All four teams feature defensemen who are active offensively, with each of the four defense corps ranking among the top 11 in scoring. Six of the top 15 defensemen in scoring nationally are in the field.

**Points from Defensemen, by Team:**

- 123 – Boston College (30-93); leads nation in points, but includes Teddy Doherty, who has also played forward
- 120 – Quinnipiac (31-89); third nationally in points
- 117 – North Dakota (26-91); fourth nationally in points
- 87 – Denver (20-67); 11th nationally in points

**Most Points by Defensemen, Frozen Four Participants**

- 31 – Will Butcher, Denver (t-3rd nationally)
- 30 – Devon Toews, Quinnipiac (4th)
- 28 – Troy Stecher, North Dakota (t-8th)
- 27 – Connor Clifton, Quinnipiac (t-11th)
- 26 – Casey Fitzgerald, Boston College (t-13th)
- 26 – Chase Priskie, Quinnipiac (t-13th)

**From all over the map** – Players from five countries, 19 states and five Canadian provinces are in the four-team field. Minnesota leads all states and provinces with 16 players in the Frozen Four; Wisconsin is the only state or province with players on every team.

**By State**

- 16 – Minnesota
- 11 – Massachusetts
- 9 – Colorado
- 7 – California
- 6 – Wisconsin
- 5 – New Jersey
- 4 – Michigan, North Dakota
- 3 – New York, Pennsylvania
- 2 – Connecticut, Florida, Maryland, New Hampshire
- 1 – Arizona, Illinois, Nebraska, Texas, Washington

**By Province**

- 10 – British Columbia
- 7 – Alberta
- 4 – Ontario
- 3 – Saskatchewan
- 2 – Manitoba

**By Country**

- 81 – United States (74%)
- 26 – Canada (24%)
- 1 – Austria, Finland, Slovakia

## NOTE-WORTHY

The teams are a combined 95-0-9 when leading after two periods ... Quinnipiac and North Dakota (108 wins each) are the two winningest programs in college hockey in the past four years ... Two NHL teams have teammates whose alma maters will be facing off in the DU-UND game: Los Angeles (Nick Shore vs. Matt Greene) and Minnesota (Jason Zucker vs. Zach Parise/Chris Porter) ... Amalie Arena is the 10th NHL arena to host an NCAA game this year ... Fourteen players in the field – with at least one per team – were part of USA Hockey’s National Team Development Program ... Quinnipiac’s Michael Garteig and Travis St. Denis and North Dakota’s Troy Stecher were teammates on the 2011-12 Penticton Vees that finished 54-4-0-2 and won the RBC Cup as Canada’s Junior A champion.



**Boston College:** Thatcher Demko is the lone Hobey Baker finalist in the field ... The Eagles lead the field in faceoff percentage (55.2%) ... BC also led the nation in first-period goals (53) ... Eight players from BC’s 2012 team, which won the NCAA title in Tampa, have appeared in the NHL.



**Denver:** Dylan Gambrell is the top scorer in the nation among NHL draft-eligible players ... The Pioneers return to the Frozen Four for the first time since 2005 and enter as the only team in the field with no players who have Frozen Four experience ... Assistant coach David Carle’s brother, Matt, is a member of the Tampa Bay Lightning. David was drafted by Tampa Bay (7th round, 2008), although a pre-draft physical had revealed a heart issue that ended his playing career.



**North Dakota:** Brad Berry, who had been an assistant under Dave Hakstol, is the nation’s only first-year head coach ... Brock Boeser is one of eight freshmen to lead his team in scoring outright this season ... Cam Johnson is the one starting goaltender of the four in his first season as a starter.



**Quinnipiac:** Sam Anas, though just a junior, leads all players in the Frozen Four in career goals (69) and points (132) ... Quinnipiac’s six British Columbia natives on the roster are the most in Division I ... Travis St. Denis is the lone Bobcat who saw action in the 2013 Frozen Four in Pittsburgh ... The Bobcats are the only team in the NCAA Tournament field that hasn’t had an alum in the NHL this year, though multiple alums are on NHL contracts.

**IMPORTANT LINKS**

**NCAA Tournament Storylines:** <http://collegehockeyinc.com/articles/2016-tournament-top-storylines>  
**Frozen Four Storylines:** <http://collegehockeyinc.com/articles/top-frozen-four-storylines>  
**Frozen Four History:** <http://collegehockeyinc.com/frozen-four>  
**NCAA Record Book:** <http://www.ncaa.org/championships/statistics/2016-men-s-and-women-s-frozen-four-records>  
**Bracket (.pdf):** [http://www.ncaa.com/interactive-bracket/icehockey-men/d1?cid=ncaahockeysocial\\_tw\\_sf22864647](http://www.ncaa.com/interactive-bracket/icehockey-men/d1?cid=ncaahockeysocial_tw_sf22864647)  
**TV Schedule:** <http://collegehockeyinc.com/tv-schedule>  
**Statistical Comparison:** <http://collegehockeyinc.com/pages/tourney-teams-numbers>  
**Sortable National Statistics:** <http://collegehockeyinc.com/stats/filters.php>  
**Team Rosters, Statistics & Results:** <http://collegehockeyinc.com/d1teams>

**ACTIVE CAREER LEADERS ENTERING FROZEN FOUR**

(Rank among all 2015-16 players)

**Points:**

Sam Anas, Quinnipiac – 132 (8th)  
Drake Caggiula, North Dakota – 122 (t-13th)  
Travis St. Denis, Quinnipiac – 122 (t-13th)  
Trevor Moore, Denver – 120 (17th)  
Ryan Fitzgerald, Boston College – 100 (42nd)  
Quentin Shore, Denver – 98 (t-44th)  
Nolan Zajac, Denver – 95 (t-47th)  
Danton Heinen, Denver – 93 (t-51st)

**Goals:**

Sam Anas, Quinnipiac – 69 (3rd)  
Travis St. Denis, Quinnipiac – 60 (t-11th)  
Drake Caggiula, North Dakota – 58 (15th)  
Ryan Fitzgerald, Boston College – 53 (t-16th)  
Trevor Moore, Denver – 47 (t-26th)

**Assists:**

Nolan Zajac, Denver – 76 (t-14th)  
Trevor Moore, Denver – 73 (16th)  
Drake Caggiula, North Dakota – 64 (t-30th)  
Sam Anas, Quinnipiac – 63 (33rd)  
Travis St. Denis, Quinnipiac – 62 (t-34th)

**Games Played:**

Drake Caggiula, North Dakota – 160  
Travis St. Denis, Quinnipiac – 160  
Nolan Zajac, Denver – 159  
Gabe Levin, Denver – 157  
Grant Arnold, Denver – 152  
Quentin Shore, Denver – 150  
Teddy Doherty, Boston College – 143  
Alex Miner-Barron, Quinnipiac – 143

**Most Consecutive Games Played (Active):**

Nolan Zajac, Denver – 147

**Power-Play Goals:**

Sam Anas, Quinnipiac – 29 (2nd)

Travis St. Denis, Quinnipiac – 20 (t-8th)

Ryan Fitzgerald, Boston College – 15 (t-18th)

**Shorthanded Goals:**

Ryan Fitzgerald, Boston College – 5 (t-4th)

Drake Caggiula, North Dakota – 5 (t-4th)

**Game-Winning Goals:**

Drake Caggiula, North Dakota – 16 (t-2nd)

Ryan Fitzgerald, Boston College – 11 (t-12th)

Trevor Moore, Denver – 11 (t-12th)

**Goaltending Career Stats:**

	W-L-T	Saves	Sv.%	GAA	SO
Michael Garteig, Quinnipiac	77-24-16	2,566	.918	1.93	19
Thatcher Demko, Boston College	62-25-10	2,601	.928	2.07	13
Tanner Jailliet, Denver	32-12-5	1,316	.920	2.29	4
Evan Cowley, Denver	18-13-3	928	.929	2.08	4
Cam Johnson, North Dakota	22-4-2	719	.930	1.76	5

**ACTIVE CAREER LEADERS IN NCAA TOURNAMENT GAMES****Scoring:**

Quentin Shore, Denver	6 GP	2-6—8
Drake Caggiula, North Dakota	10 GP	4-2—6
Paul LaDue, North Dakota	8 GP	1-5—6
Danton Heinen, Denver	4 GP	1-5—6
Luke Johnson, North Dakota	8 GP	5-0—5
Ryan Fitzgerald, Boston College	6 GP	4-1—5
Trevor Moore, Denver	5 GP	4-1—5
Troy Terry, Denver	2 GP	0-5—5

**Goaltending:**

Thatcher Demko, BC	6 GP	4-2	357:06	166 svs.	16 GA	2.69	.912	
Tanner Jailliet, DU	4 GP	3-1	239:17	79 svs.	9 GA	2.26	.898	
Michael Garteig, QU	4 GP	2-2	237:18	84 svs.	8 GA	2.02	.913	1 SO
Cam Johnson, UND	2 GP	2-0	120:00	49 svs.	4 GA	2.00	.925	
Evan Cowley, Denver	1 GP	0-0	20:00	7 svs.	0 GA	0.00	1.000	
Jacob Meyers, QU	1 GP	0-0	0:16	0 svs.	0 GA	0.00	--	



## NCAA TOURNAMENT

Frozen Four History: <http://collegehockeyinc.com/frozen-four>

### Most Appearances:

Michigan, Minnesota – 36  
Boston College – 35  
Boston University – 34  
North Dakota – 31  
Michigan State – 27  
Denver – 26  
Wisconsin – 25

Other Frozen Four Team:

Quinnipiac – 5

### Most Frozen Fours:

Boston College – 25  
Michigan – 24  
Boston University, North Dakota – 22  
Minnesota – 21  
Denver – 14  
Harvard – 12

Other Frozen Four Team:

Quinnipiac – 2

### Most Championships:

Michigan – 9  
Denver, North Dakota – 7  
Wisconsin – 6  
Boston College, Boston University, Minnesota – 5  
Lake Superior State, Michigan State, Michigan Tech – 3

### Longest Active NCAA Appearance Streaks:

North Dakota – 14  
Denver – 9  
Boston College – 7  
Quinnipiac, St. Cloud State – 4

### Most Consecutive 20-Win Seasons

Denver – 15  
North Dakota – 14  
Boston College – 7  
UMass Lowell, Minnesota, Quinnipiac – 5

**NCAA Appearances by Frozen Four Coaches**

23 – Jerry York, Boston College  
5 – Rand Pecknold, Quinnipiac  
3 – Jim Montgomery, Denver  
1 – Brad Berry, North Dakota

**Frozen Four Appearances by Coaches**

13 – Jerry York, Boston College (5 titles)  
2 – Rand Pecknold, Quinnipiac  
1 – Jim Montgomery, Denver; Brad Berry, North Dakota

**Tournament Most Outstanding Players**

34 former winners have gone on to play in the NHL, including 2015-16 NHLers Thomas Vanek (Minnesota, 2003), Justin Abdelkader (Michigan State, 2007), Nathan Gerbe (Boston College, 2008), Ben Smith (Boston College, 2010), J.T. Brown (Minnesota Duluth, 2011), Andrew Miller (Yale, 2013) and Shayne Gostisbehere (Union, 2014).

Denver head coach Jim Montgomery was the tournament Most Outstanding Player when he led Maine to its first championship in 1993.

**Regular-Season Meetings of Frozen Four Teams**Denver vs. North Dakota

Dec. 4 at UND: UND 5, DU 1. North Dakota's "CBS" line scored four goals.

Dec. 5 at UND: UND 4, DU 0. Austin Poganski scored his second and third goals of the weekend and Cam Johnson stopped all 18 shots he faced.

Feb. 12 at DU: DU 6, UND 4. DU's "Pacific Rim" line had 3g-8a in a game that featured 76 shots combined.

Feb. 13 at DU: DU 4, UND 1. Dylan Gambrell scored twice and Tanner Jaillet stopped 34 shots.

Boston College vs. Denver

Oct. 30 at BC: BC 4, DU 3. Matthew Gaudreau's last-minute goal finished a back-and-forth game.

**TEAMS BY THE NUMBERS**

To see all tournament teams ranked by height, weight, age and other stats, visit:

<http://collegehockeyinc.com/articles/stat-pack-ncaa-breakdown>

**2015-16 Records vs. Other NCAA Tournament Teams**

9-1-1 – Quinnipiac  
11-4-3 – Boston College  
9-4-1 – North Dakota  
7-7-4 – Denver

**Active Winning Streak**

5 – Quinnipiac  
2 – Boston College, Denver, North Dakota

**Last 10 Games**

8-1-1 – Denver, North Dakota, Quinnipiac  
7-3-0 – Boston College





**Distance to Amalie Arena (from campus, via Google Maps)**

North Dakota – 1,897 miles, 28-hour drive  
Denver – 1,863 miles, 27 hours  
Boston College – 1,342 miles, 21 hours  
Quinnipiac – 1,221 miles, 19 hours

**Undergraduate Enrollment**

North Dakota – 11,577  
Boston College – 9,099  
Quinnipiac – 6,500  
Denver – 5,758

**Offense from senior classes:**

79 points – North Dakota (40g-39a)  
74 – Quinnipiac (34-40)  
74 – Denver (26-48)  
28 – Boston College (15-13)

**Offense from sophomore classes:**

113 – North Dakota (27-86)  
88 – Quinnipiac (28-60)  
72 – Boston College (30-42)  
68 – Denver (23-45)

**Offense from junior classes:**

200 – Boston College (70-130); leads nation in A  
195 – Quinnipiac (72-123)  
122 – Denver (41-81)  
93 – North Dakota (26-67)

**Offense from freshman classes:**

132 – Boston College (39-93); leads nation in A  
120 – North Dakota (60-60); leads nation in G  
102 – Denver (42-60)  
64 – Quinnipiac (25-39)

**Offense from defensemen:**

123 – Boston College (30-93); leads nation in points, but includes Teddy Doherty, who has also played F  
120 – Quinnipiac (31-89)  
117 – North Dakota (26-91)  
87 – Denver (20-67)

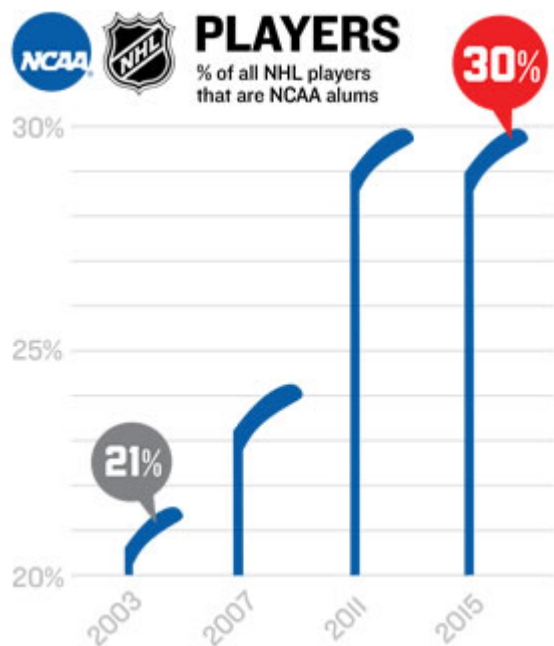
**Record When:**

	<b>BC</b>	<b>DU</b>	<b>UND</b>	<b>QU</b>
Scoring first	22-4-3	18-4-3	21-4-4	24-2-4
Allowing first	6-3-2	7-5-3	11-2-0	7-1-2
Leading after 1	16-2-1	12-1-3	17-1-3	19-1-2
Trailing after 1	3-2-1	1-4-3	4-1-0	6-0-2
Tied after 1	9-3-3	12-4-0	11-4-1	6-2-3
Leading after 2	23-0-2	21-0-2	25-0-3	26-0-2
Trailing after 2	1-2-3	0-6-2	1-6-0	2-2-3
Tied after 2	4-5-0	4-3-2	6-0-1	3-1-2
One-goal games	7-5	5-3	7-1	7-2

**Rosters by Class:**

	<b>BC</b>	<b>DU</b>	<b>UND</b>	<b>QU</b>
Freshmen	10	7	11	6
Sophomores	2	6	6	7
Juniors	10	10	6	11
Seniors	4	4	4	6

**IN THE NHL**



**279 former NCAA players have appeared in an NHL game this season (30% of NHL; as of March 28)**

Full list: <http://collegehockeyinc.com/pages/2015-16-alums-nhl>

**45 schools have had an alum in the NHL this season**

**Colleges producing the most NHLers, 2015-16:**

- Michigan – 21
- Boston College – 20
- Wisconsin – 20
- Minnesota – 19
- North Dakota – 14
- Boston University – 13
- Denver – 10
- Michigan State – 10

15 of the 16 schools in the tournament have had an alum in the NHL this season (Quinnipiac is the lone exception).

**NHL Teammates Whose Alma Maters Meet in the semifinals:**

- Los Angeles: Nick Shore (Denver) and Matt Greene (North Dakota)
- Minnesota: Jason Zucker (Denver) and Zach Parise/Chris Porter (North Dakota)



## FORMER NCAA PLAYERS IN THE NHL IN 2015-16

### By years in school (71% played at least three years)

Four years – 98

Three years – 100

Two years – 58

One year – 23

### By position:

153 forwards

103 defensemen

23 goaltenders

### By NHL Draft status:

102 were first- or second-round picks

107 were third- through ninth-round picks

70 were undrafted free agents

### By nationality:

185 Americans

86 Canadians

8 Europeans

## FUTURE NHLers

### Nearly 200 NHL Draft picks played college hockey this season, including four first-round picks in the Frozen Four:

Alex Tuch, Boston College (18th, Minnesota)

Nick Schmaltz, North Dakota (20th, Chicago)

Colin White, Boston College (21st, Ottawa)

Brock Boeser, North Dakota (23rd, Vancouver)

### Draft picks per team:

Boston College, North Dakota – 12

Denver – 5

Quinnipiac – 2

### 18 NHL teams have prospects in the Frozen Four:

Chicago, Florida, New Jersey, Ottawa – 3

Anaheim, Boston, Minnesota, Vancouver, Washington – 2

Arizona, Buffalo, Colorado, Los Angeles, NY Islanders, Philadelphia, San Jose, St. Louis, Winnipeg – 1

Full list of draft picks in the tournament: <http://collegehockeyinc.com/pages/draft-picks-16-ncaa-tournament>



**Draft-eligible players in the Frozen Four:**

Casey Fitzgerald, Boston College  
Dylan Gambrell, Denver  
Rhett Gardner, North Dakota  
Blake Hillman, Denver  
Tanner MacMaster, Quinnipiac  
Logan O'Connor, Denver  
Chase Priskie, Quinnipiac  
Hayden Shaw, North Dakota

**Sons of NHLers in the Frozen Four:**

Chris Brown, Boston College (son of Doug)  
Casey and Ryan Fitzgerald, Boston College (sons of Tom)  
Christian Wolanin, North Dakota (son of Craig)  
Miles Wood, Boston College (son of Randy)

**Players in the Frozen Four whose brothers have played in the NHL:**

Matthew Gaudreau, Boston College (Johnny)  
Nick Schmaltz, North Dakota (Jordan)  
Quentin Shore, Denver (Drew/Nick)

**BIG STAGES**

**NHL arenas that have hosted NCAA games in 2015-16:**

Barclays Center, New York  
Consol Energy Center, Pittsburgh  
Gila River Arena, Arizona  
Joe Louis Arena, Detroit  
Madison Square Garden, New York  
Nationwide Arena, Columbus  
TD Garden, Boston  
Wells Fargo Center, Philadelphia  
Xcel Energy Center, St. Paul

Amalie Arena in Tampa will be the 10th NHL arena to host an NCAA game this year.

**OTHER RESOURCES**

Differences between NHL and NCAA rules: <http://collegehockeyinc.com/pages/key-differences-ncaa-and-nhl-rules>

College Hockey, Inc. Media Center: <http://collegehockeyinc.com/media-center>

For additional information:

Nate Ewell

College Hockey, Inc.

[newell@collegehockeyinc.com](mailto:newell@collegehockeyinc.com)

Cell: 617-780-0295

Office: 617-340-6572

# TOURNAMENT QUICK REFERENCE

## YEAR CHAMPIONSHIP GAME

1985	Providence 2, Boston College 1 (2OT)
1986	Boston University 9, Boston College 4
1987	Boston College 4, Maine 2
1988	Northeastern 4, Maine 3
1989	Maine 5, Boston College 4
1990	Boston College 4, Maine 3
1991	Boston University 4, Maine 3 (OT)
1992	Maine 4, New Hampshire 1
1993	Maine 5, Boston University 2
1994	Boston University 3, UMass Lowell 2
1995	Boston University 3, Providence 2
1996	Providence 3, Maine 2
1997	Boston University 4, New Hampshire 2
1998	Boston College 3, Maine 2
1999	Boston College 5, New Hampshire 4 (OT)
2000	Maine 2, Boston College 1
2001	Boston College 5, Providence 3
2002	New Hampshire 3, Maine 1
2003	New Hampshire 1, Boston University 0 (OT)
2004	Maine 2, UMass 1 (3OT)
2005	Boston College 3, New Hampshire 1
2006	Boston University 2, Boston College 1 (OT)
2007	Boston College 5, New Hampshire 2
2008	Boston College 4, Vermont 0
2009	Boston University 1, UMass Lowell 0
2010	Boston College 7, Maine 6 (OT)
2011	Boston College 5, Merrimack 3
2012	Boston College 4, Maine 1
2013	UMass Lowell 1, Boston University 0
2014	UMass Lowell 4, New Hampshire 0
2015	Boston University 5, UMass Lowell 3
2016	Northeastern 3, UMass Lowell 1

## TOURNAMENT MVP

Chris Terreri - PC
Peter Marshall - BU
Brian Leetch - BC
Bruce Racine - NU
Bob Beers - Maine
Scott LaGrand - BC
Shawn McEachern - BU
Scott Pellerin - Maine
Jim Montgomery - Maine
Dwayne Roloson - UML
Bob Bell - PC
Joe Hulbig - PC
Michel Larocque - BU
Marty Reasoner - BC
Blake Bellefeuille - BC
Niko Dimitrakos - Maine
Chuck Kobasew - BC
Darren Haydar - UNH
Sean Fields - BU
Jimmy Howard - Maine
Brian Boyle - BC
David Van der Gulik - BU
Brock Bradford - BC
Nathan Gerbe - BC
Kieran Millan - BU
Matt Lombardi - BC
Cam Atkinson - BC
Johnny Gaudreau - BC
Connor Hellebuyck - UML
Connor Hellebuyck - UML
Jack Eichel - BU
Kevin Boyle - UML

## 2016 HOCKEY EAST TOURNAMENT

### OPENING ROUND

(best-of-three series)

No. 5 Boston University def. No. 12 Massachusetts, 2-1 (OT), 5-4
No. 6 Northeastern def. No. 11 Maine, 3-2 (OT), 4-3 (OT)
No. 7 Merrimack def. No. 10 New Hampshire, 1-3, 3-2 (OT), 2-1
No. 9 Vermont def. No. 8 UConn, 2-1, 4-3

### QUARTERFINALS

(best-of-three series)

No. 1 Boston College def. No. 9 Vermont, 3-0, 2-4, 4-3 (OT)
No. 2 Providence def. No. 7 Merrimack, 3-1, 2-0
No. 6 Northeastern def. No. 3 Notre Dame, 3-1, 6-4
No. 4 UMass Lowell def. No. 7 Boston University, 3-2, 5-0

### SEMIFINALS (TD Garden)

No. 6 Northeastern def. No. 1 Boston College, 5-4
No. 4 UMass Lowell vs. No. 2 Providence, 2-1 (3OT)

### CHAMPIONSHIP (TD Garden)

No. 6 Northeastern def. No. 4 UMass Lowell, 3-1
-------------------------------------------------

### Hockey East All-Tournament Team

G: Kevin Boyle, UML (Sr.)
D: Colton Saucerman, NU (Sr.)
D: Dylan Zink, UML (Jr.)
F: C.J. Smith, UML (So.)
F: Kevin Roy, NU (Sr.)
F: Nolan Stevens, NU (So.)

## Tournament Records By Coach

Coach	School	Years	Games	Record	Titles
Jerry York *	Boston College	1995-	74	55-18-1	9
Jack Parker	Boston University	1985-2013	98	62-35-1	7
Shawn Walsh	Maine	1985-2001	49	34-15-0	4
Norm Bazin *	UMass Lowell	2012-	20	15-5-0	2 (2013, 2014)
Dick Umile *	New Hampshire	1991-	87	50-36-1	2 (2002, 2003)
Len Ceglarski	Boston College	1985-1992	18	10-7-1	2 (1987, 1990)
Jim Madigan *	Northeastern	2012-	11	7-4-0	1 (2016)
David Quinn *	Boston University	2013-	7	4-3-0	1 (2015)
Tim Whitehead	UML/Maine	1997-2013	49	24-24-1	1 (2004)
Paul Pooley	Providence	1995-2005	32	13-19-0	1 (1996)
Fern Flaman	Northeastern	1985-89	12	5-7-0	1 (1988)
Steve Stirling	Providence	1985	4	4-0-0	1 (1985)
Kevin Sneddon *	Vermont	2004-	35	15-20-0	None
Nate Leaman *	Providence	2012-	17	9-8-0	None
Mark Dennehy *	Merrimack	2006-	22	9-13-0	None
Jeff Jackson *	Notre Dame	2014-	13	6-7-0	None
Red Gendron *	Maine	2013-	8	2-6-0	None
John Micheletto	Massachusetts	2013-2016	6	1-5-0	None
Mike Cavanaugh *	UConn	2014-	4	0-4-0	None

As of March 21, 2016

# ALL-TIME TOURNAMENT RESULTS

Season	Opening Round	Quarterfinals	Semifinals	Final	Consolation
1985	--	No. 5 UL def. No. 4 UNH (7-6, 4-8, 1-0) No. 2 BU def. No. 7 ME (7-4, 4-2) No. 3 PC def. No. 6 NU (3-2, 3-0)	No. 3 PC def. No. 2 BU (5-2) No. 1 BC def. No. 5 UL (6-5)	No. 3 PC def. No. 1 BC (2-1, 2OT)	No. 2 BU def. No. 5 UML (6-4)
1986	--	No. 6 UL def. No. 3 NU (4-2, 3-4) No. 2 BU def. No. 7 UNH (1-1, 4-3) No. 4 PC def. No. 5 ME (5-4, 5-2)	No. 2 BU def. No. 4 PC (3-2) No. 1 BC def. No. 6 UL (5-2)	No. 2 BU def. No. 1 BC (9-4)	No. 6 UML 8 def. No. 4 PC (8-5)
1987	--	No. 3 NU def. No. 4 BU (3-2) No. 3 ME def. No. 6 PC (5-2)	No. 3 Maine def. No. 2 UL (5-4) No. 1 BC def. No. 5 NU (9-3)	No. 1 BC def. No. 3 ME (4-2)	--
1988	--	No. 4 UL def. No. 5 BC (3-3, 5-2) No. 6 PC def. No. 3 BU (3-2, 6-4)	No. 2 NU def. No. 4 UL (3-1, 1-2) No. 1 ME def. No. 6 PC (6-5, 11-2)	No. 2 NU def. No. 1 ME (4-3)	--
1989	--	No. 4 PC def. No. 5 BU (3-2) No. 3 NU def. No. 6 UNH (5-4, OT)	No. 1 BC def. No. 4 PC (6-5, 2OT) No. 2 Maine def. No. 3 NU (3-2, OT)	No. 2 Maine def. No. 1 BC (5-4)	No. 4 PC def. No. 3 NU (3-2)
1990	--	No. 1 BC def. No. 8 MC (3-1, 3-6, 8-5) No. 2 ME def. No. 7 UL (7-3, 16-0) No. 3 BU def. No. 6 NU (3-4, 5-2, 5-3) No. 5 UNH def. No. 4 PC (1-5, 2-0, 7-4)	No. 3 ME def. No. 3 BU, 3-1 No. 1 BC def. No. 5 UNH, 5-4 (OT)	No. 1 BC def. No. 3 ME, 4-3	--
1991	--	No. 8 NU def. No. 1 BC (6-5) No. 2 ME def. No. 7 UML (5-3) No. 3 BU def. No. 6 MC (7-1) No. 4 PC def. No. 5 UNH (4-1)	No. 3 BU def. No. 4 PC (7-5) No. 2 ME def. No. 8 NU (4-3, OT)	No. 3 BU def. No. 2 ME (4-3, OT)	--
1992	--	No. 1 ME def. No. 8 MC (7-0) No. 2 UNH def. No. 7 NU (4-2) No. 3 PC def. No. 6 UML (7-0) No. 5 BC def. No. 4 BU (5-2)	No. 1 ME def. No. 5 BC (7-3) No. 2 UNH def. No. 3 PC (5-3)	No. 1 ME def. No. 2 UNH (4-1)	--
1993	--	No. 1 ME def. No. 8 NU (6-1, 9-5) No. 2 BU def. No. 7 BC (6-2, 5-1) No. 3 UNH def. No. 6 MC (5-3, 9-2) No. 4 UML def. No. 5 PC (7-4, 3-3, OT)	No. 1 ME def. No. 4 UML (7-5) No. 2 BU def. No. 3 UNH (2-0)	No. 1 ME def. No. 2 BU (5-2)	No. 4 UML def. No. 3 UNH (5-4, OT)
1994	--	No. 1 BU def. No. 8 ME (8-5, 4-3) No. 2 UML def. No. 7 MC (7-1, 3-0) No. 3 UNH def. No. 6 BC (4-1, 6-5, 2OT) No. 4 NU def. No. 5 PC (4-3, 2-1, OT)	No. 1 BU def. No. 4 NU (5-2) No. 2 UML def. No. 3 UNH (4-2)	No. 1 BU def. No. 2 UML (3-2)	No. 3 UNH ties No. 4 NU (4-4)
1995	No. 9 UMA def. No. 8 BC (5-4)	No. 1 ME def. No. 9 UMA (7-4) No. 2 BU def. No. 7 MC (4-3) No. 6 PC def. No. 3 UNH (3-2, OT) No. 5 UML def. No. 4 NU (5-2)	No. 2 BU def. No. 5 UML (4-2) No. 6 PC def. No. 1 ME (7-3)	No. 2 BU def. No. 6 PC (3-2)	No. 1 ME def. No. 5 UML (6-0)
1996	--	No. 1 BU def. No. 8 UMA (5-2, 14-1) No. 2 UML def. No. 7 NU (7-3, 4-3) No. 3 ME def. No. 6 UNH (4-2, 8-4) No. 4 PC def. No. 5 BC (5-2, 4-2)	No. 3 ME def. No. 2 UML (5-2) No. 4 PC def. No. 1 BU (5-4)	No. 4 PC def. No. 3 ME (3-2)	No. 1 BU def. No. 2 UML (7-3)
1997	--	No. 1 BU def. No. 8 NU (6-2, 7-1) No. 2 UNH def. No. 7 UMA (5-1, 8-2) No. 6 UML def. No. 3 PC (6-2, 6-5) No. 5 BC def. No. 4 MC (7-6, 5-3)	No. 1 BU def. No. 6 UML (3-2) No. 2 UNH def. No. 5 BC (4-0)	No. 1 BU def. No. 2 UNH (4-2)	No. 5 BC ties No. 6 UML (2-2, OT)
1998	--	No. 8 MC def. No. 1 BU (4-1, 5-6, 5-4) No. 2 BC def. No. 7 PC (4-3, 6-3) No. 6 ME def. No. 3 UNH (3-2, 2OT, 5-3) No. 5 UML def. No. 4 NU (8-2, 2-3, 5-1)	No. 2 BC def. No. 8 MC (7-2) No. 6 ME def. No. 5 UML (6-2)	No. 2 BC def. No. 6 ME (3-2)	--
1999	--	No. 1 UNH def. No. 8 MC (3-2, 5-4) No. 2 ME def. No. 7 UMA (3-1, 5-2) No. 3 BC def. No. 6 UML (5-0, 5-4) No. 4 PC def. No. 5 BU (8-2, 2-8, 5-1)	No. 3 BC def. No. 2 ME (3-2) No. 1 UNH def. No. 4 PC (6-2)	No. 3 BC def. No. 1 UNH (5-4, OT)	--
2000	--	No. 1 BU def. No. 8 UMA (4-2, 5-2) No. 2 UNH def. No. 7 MC (5-2, 3-2, OT) No. 3 BC def. No. 6 NU (8-4, 3-2) No. 4 ME def. No. 5 PC (5-3, 5-4, OT)	No. 3 BC def. No. 2 UNH (2-1) No. 4 ME def. No. 1 BU (4-2)	No. 4 ME def. No. 3 BC (2-1)	--

# ALL-TIME TOURNAMENT RESULTS

Season	Opening Round	Quarterfinals	Semifinals	Final	Consolation
2001	--	No. 1 BC def. No. 8 MC (1-0, 5-1) No. 2 ME def. No. 7 NU (2-1, 6-3) No. 3 PC def. No. 6 BU (6-3, 1-2, 4-3, 2OT) No. 5 UML def. No. 4 UNH (2-4, 2-1, 2-1)	No. 1 BC def. No. 5 UML (5-1) No. 3 PC def. No. 2 ME (4-3)	No. 1 BC def. No. 3 PC (5-3)	--
2002	--	No. 1 UNH def. No. 8 MC (6-2, 5-4, OT) No. 2 BU def. No. 7 PC (3-2, 4-2) No. 3 ME def. No. 6 BC (7-3, 4-2) No. 4 UML def. No. 5 NU (5-2, 2-4, 3-1)	No. 1 UNH def. No. 4 UML (4-3) No. 3 ME def. No. 2 BU (4-3)	No. 1 UNH def. No. 3 ME (3-1)	--
2003	--	No. 1 UNH def. No. 8 UML (8-4, 8-4) No. 2 BC def. No. 7 MC (4-1, 2-1) No. 6 UMA def. No. 3 ME (5-3, 4-2) No. 5 BU def. No. 4 PC (5-4, OT, 7-1)	No. 1 UNH def. No. 6 UMA (5-4) No. 5 BU def. No. 2 BC (6-5, 2OT)	No. 1 UNH def. No. 5 BU (1-0, OT)	--
2004	--	No. 8 BU def. No. 1 BC (3-2, 0-4, 4-2) No. 2 ME def. No. 7 MC (2-1, 3-2) No. 3 UMA def. No. 6 UML (6-3, 3-1) No. 4 UNH def. No. 5 PC (2-1, 3-4, OT, 1-0)	No. 3 UMA def. No. 4 UNH (5-2) No. 2 ME def. No. 8 BU (1-0)	No. 2 ME def. No. 3 UMA (2-1, 3OT)	--
2005	--	No. 1 BC def. No. 8 UMA (3-2, OT, 5-1) No. 2 BU def. No. 7 PC (1-4, 2-0, 2-0) No. 3 UNH def. No. 6 NU (6-1, 4-0) No. 4 ME def. No. 5 UML (7-2, 5-1)	No. 1 BC def. No. 4 ME (2-1, 2OT) No. 3 UNH def. No. 2 BU (5-2)	No. 1 BC def. No. 3 UNH (3-1)	--
2006	--	No. 1 BU def. No. 8 UMA (4-1, 4-1) No. 2 ME def. No. 7 UML (4-3, OT, 4-3) No. 3 BC def. No. 6 UVM (3-2, OT, 6-2) No. 4 UNH def. No. 5 PC (4-0, 2-1, 2OT)	No. 3 BC def. No. 2 ME (4-1) No. 1 BU def. No. 4 UNH (4-2)	No. 1 BU def. No. 3 BC (2-1, OT)	--
2007	--	No. 1 UNH def. No. 8 PC (4-0, 6-0) No. 2 BC def. No. 7 NU (3-0, 7-1) No. 3 BU def. No. 6 UVM (2-3, 2-0, 3-2, OT) No. 4 UMA def. No. 5 ME (3-2, 5-2)	No. 1 UNH def. No. 4 UMA (3-2, 2OT) No. 2 BC def. No. 3 BU (6-2)	No. 2 BC def. No. 1 UNH (5-2)	--
2008	--	No. 1 UNH def. No. 8 UMA (4-1, 7-2) No. 2 BU def. No. 7 UML (5-3, 1-4, 4-2) No. 3 UVM def. No. 6 NU (1-0, 1-2, OT, 4-1) No. 4 BC def. No. 5 PC (5-1, 5-1)	No. 4 BC def. No. 1 UNH (5-4, 3OT) No. 3 UVM def. No. 2 BU (3-1)	No. 4 BC def. No. 3 UVM (4-0)	--
2009	--	No. 1 BU def. No. 8 ME (2-1, 3-6, 6-2) No. 2 NU def. No. 7 UMA (1-2, 4-1, 3-2, OT) No. 6 BC def. No. 3 UNH (5-3, 1-0) No. 5 UML def. No. 4 UVM (4-3, OT, 4-2)	No. 1 BU def. No. 6 BC (3-2) No. 5 UML def. No. 2 NU (3-2, OT)	No. 1 BU def. No. 5 UML (1-0)	--
2010	--	No. 8 UVM def. No. 1 UNH (4-7, 1-0, 1-0, OT) No. 2 BC def. No. 7 UMA (6-5, 5-2) No. 3 BU def. No. 6 MC (3-2, 2-3, OT, 3-0) No. 4 ME def. No. UML (1-2, 2-0, 3-2, OT)	No. 4 ME def. No. 3 BU (5-2) No. 2 BC def. No. 8 UVM (3-0)	No. 2 BC def. No. 4 ME (7-6, OT)	--
2011	--	No. 1 BC def. No. 8 UMA (4-1, 4-2) No. 2 UNH def. No. 7 UVM (3-1, 4-3) No. 6 NU def. No. 3 BU (4-2, 2-5, 5-4) No. 4 MC def. No. 5 ME (5-4, 6-2)	No. 1 BC def. No. 6 NU (5-4) No. 4 MC def. No. 2 UNH (4-1)	No. 1 BC def. No. 4 MC (5-3)	--
2012	--	No. 1 BC def. No. 8 UMA (2-1, 3-2) No. 7 PC def. No. 2 UML (5-3, 2-3, OT, 1-0) No. 3 BU def. No. 6 UNH (2-3, 2OT, 4-2, 5-4, 2OT) No. 4 ME def. No. 5 MC (2-1, 2-5, 2-1)	No. 1 BC def. No. 7 PC (4-2) No. 4 ME def. No. 3 BU (5-3)	No. 1 BC def. No. 4 ME (4-1)	--
2013	--	No. 1 UML def. No. 8 ME (4-1, 2-1, OT) No. 2 BC def. No. 7 UVM (4-2, 4-1) No. 3 BU def. No. 6 MC (3-0, 5-3) No. 4 PC def. No. 5 UNH (3-2, 1-4, 3-2)	No. 1 UML def. No. 4 PC (2-1) No. 3 BU def. No. 2 BC (6-3)	No. 1 UML def. No. 3 BU (1-0)	--
2014	No. 6 ME def. No. 11 MC (2-0) No. 7 UVM def. No. 10 UMA (2-1) No. 8 ND def. No. 9 BU (3-2)	No. 8 ND def. No. 1 BC (7-2, 2-4, 4-2) No. 2 UML def. No. 7 UVM (3-2, 2-3, OT, 2-1) No. 3 PC def. No. 6 ME (3-1, 4-2) No. 4 UNH def. No. 5 NU (1-0, 4-5, OT, 5-4)	No. 2 UML def. No. 8 ND (4-0) No. 4 UNH def. No. 3 PC (3-1)	No. 2 UML def. No. 4 UNH (4-0)	--
2015	No. 5 ND def. No. 12 UMA (3-4, 5OT, 5-3, 7-0) No. 11 MC def. No. 6 NU (3-2, OT, 2-1, 2OT) No. 7 UVM def. No. 10 ME (4-2, 2-4, 3-2, OT) No. 8 UNH def. No. 9 UConn (5-2, 2-0)	No. 1 BU def. No. 11 MC (6-2, 5-0) No. 8 UNH def. No. 2 PC (2-1, OT, 1-2, 2-1, OT) No. 7 UVM def. No. 3 BC (2-4, 3-1, 1-0) No. 4 UML def. No. 5 ND (5-0, 2-4, 6-4)	No. 4 UML def. No. 7 UVM (4-1) No. 1 BU def. No. 8 UNH (4-1)	No. 1 BU def. No. 4 UML (5-3)	--
2016	No. 5 BU def. No. 12 UMass (2-1 OT, 5-4) No. 6 NU def. No. 11 ME (3-2 OT, 4-3 OT) No. 7 MC def. No. 10 UNH (1-3, 3-2 OT, 2-1) No. 9 UVM def. No. 8 UConn (2-1, 4-3)	No. 1 BC vs. No. 9 UVM (3-0, 2-3, 4-3 OT) No. 2 PC def. No. 7 MC (3-1, 2-0) No. 6 NU def. No. 3 ND (3-1, 6-4) No. 4 UML def. No. 5 BU (3-2, 5-0)	No. 6 NU def. No. 1 BC (5-4) No. 4 UML def. No. 2 PC (2-1 3OT)	No. 6 NU def. No. 4 UML (3-1)	--

# HOCKEY EAST TOURNAMENT SKATER SUPERLATIVES

## HAT TRICKS

### Quarterfinals:

Jon Morris, Lowell ! (3/9/85; 8-4 loss at UNH)  
Ralph Robinson, UNH (3/9/85; 8-4 win vs. UML)  
Andy May, NU (3/4/89; 5-4 OT win vs. UNH)  
Andy Heinze, MC (3/4/90; 6-3 win at BC)  
Marty McInnis, BC (3/5/90; 8-5 win vs. MC) (5 goals)  
Joe Sacco, BU (3/3/90; 5-2 win vs. NU) (5 goals)  
Martin Robitaille, Maine (3/3/90; 16-0 win vs. UML) (4 goals)  
David Emma, BC (2/27/91; 6-5 loss vs. NU)  
Christian Sbrocca, UML (3/12/93; 7-4 win vs. PC)  
Mike Pomichter, BU (3/12/93; 6-2 win vs. BC)  
Peter Ferraro, Maine ! (3/14/93; 9-5 win vs. NU)  
Bob Lachance, BU (3/11/94; 8-5 win vs. Maine)  
Norm Bazin, UML (3/11/94; 3-0 win vs. MC)  
Ryan Haggerty, BC (3/12/94; 6-5 2OT loss at UNH)  
Jacques Joubert, BU (3/12/95; 4-3 win vs. MC)  
Brad Purdie, Maine (3/8/96; 8-4 win vs. UNH)  
Matt Wright, BU (3/8/97; 7-1 win vs. NU)  
Albie O'Connell, BU (3/14/98; 6-5 win vs. MC)  
Chris Drury, BU (3/15/98; 5-4 loss vs. MC)  
Jason Krog, UNH (3/13/99; 5-4 win vs. MC) (4 goals)  
Niko Dimitrakos, Maine (3/9/01; 6-3 win vs. NU)  
Jim Abbott, UNH (3/7/02; 8-4 win vs. UML)  
Ken Magowan, BU (3/7/03; 5-4 win at PC)  
David Van der Gulik, BU (3/10/06; 4-1 win vs. UMass)  
Chris Collins, BC (3/10/06; 6-2 win vs. UVM)  
Matt Fornataro, UNH (3/15/08; 7-2 win vs. UMass)  
Jerry Pollastrone, UNH (3/15/08; 7-2 win vs. UMass)  
Carter Madsen, MC (3/12/11; 6-2 win vs. Maine)  
Jimmy Hayes, BC (3/12/11; 4-2 win vs. UMass)  
Matt Willows, UNH (3/16/13; 4-1 win at PC)  
Kevin Goumas, UNH (3/16/14; 5-4 win vs. NU)

### Semifinals:

Bob Corkum, Maine (3/15/87; 5-4 win vs. UML)  
Mario Thyer, Maine ! (3/9/88; 11-2 win vs. PC)  
Brady Kramer, PC (3/17/95; 7-3 win vs. Maine)  
Jay Pandolfo, BU (3/15/96; 5-4 loss vs. PC)  
Chuck Kobasew, BC ! (3/16/01; 5-1 win vs. UML)  
Justin Maiser, BU (3/14/03; 6-5 OT win vs. BC)  
David Van der Gulik, BU (3/17/06; 9-2 win vs. UNH)

### Championship Game:

Peter Marshall, BU (3/15/86; 9-4 win vs. BC)  
Matt Lombardi, BC (3/20/10; 7-6 OT win vs. Maine)

### Consolation Game:

Rene Boudreault, PC (3/15/86; 8-5 win vs. UML)  
Dave Pensa, UML (3/20/93; 5-4 win vs. UNH)  
Eric Boguniecki, UNH ! (3/19/94; 4-4 tie vs. NU)

## OVERTIME GOALS

### Opening Round:

Shane Walsh, UMass (3/6/15 at ND)  
Kyle Singleton, Merrimack (3/6/15 at NU)  
Mathieu Tibbet, Merrimack (3/7/15 at NU)  
Jonathan Turk, Vermont (3/8/15 vs. Maine)  
Ludvig Larsson, Merrimack (3/4/16 vs. UNH)  
Matt Benning, Northeastern (3/4/16 vs. Maine)  
Bobo Carpenter, Boston Univ. (3/4/16 vs. UMass)  
Kevin Roy, Northeastern (3/5/16 vs. Maine)

### Quarterfinals:

Keith Cyr, NU ! (3/4/89 vs. UNH)  
Eric Boguniecki, UNH ! (3/12/94 vs. BC)  
Tomas Persson, NU (3/12/94 vs. PC)  
David Green, PC (3/9/95 vs. UNH)  
Ben Guite, Maine (3/13/98 at UNH)  
Mike Souza, UNH (3/10/00 vs. MC)  
Brendan Walsh, Maine (3/10/00 vs. PC)  
Marc Suderman, PC (3/11/01 vs. BU)  
Steve Saviano, UNH (3/9/02 vs. MC)  
Bryan Miller, BU \* (3/7/03 at PC)  
Colin McDonald, PC ! (3/12/04 at UNH)  
Stephen Gionta, BC (3/11/05 vs. UMass)  
Peter Harrold, BC \*(3/9/06 vs. UVM)  
Keith Johnson, Maine (3/10/06 vs. UML)  
Daniel Winnik, UNH (3/10/06 vs. PC)  
Brandon Yip, BU (3/10/07 vs. UVM)  
Dennis McCauley, NU (3/15/08; 2-1 win vs. UVM)  
Maury Edwards, UML \* (3/13/09; 4-3 win vs. UVM)  
Alex Tuckerman, NU (3/15/09; 3-2 win vs. UMass)  
Joe Cucci, MC (3/13/10; 3-2 win at BU)  
Jay Anctil, UVM (3/14/10; 1-0 win at UNH)  
Tanner House, Maine (3/14/10; 3-2 win vs. UML)  
Grayson Downing, UNH (3/9/12; 3-2 win at BU)  
Zack Kamrass, UML (3/9/12; 3-2 win vs. PC)  
Alex Chiasson, BU (3/11/12; 5-4 win vs. UNH)  
Derek Arnold, UML (3/15/13; 2-1 win vs. Maine)  
Mike Szmatula, NU ! (3/15/14; 5-4 win at UNH)  
Mario Puskarich, UVM ! (3/15/14; 3-2 win at UML)  
Grayson Downing, UNH (3/13/15; 2-1 win at PC)  
Brett Pesce, UNH (3/15/15; 2-1 win at PC)  
Ryan Fitzgerald, BC (3/12/16; 4-3 win vs. UVM)

### Semifinals:

Steve Heinze, BC ! (3/10/89 vs. PC)  
Luke Vitale, Maine (3/10/89 vs. NU)  
Bill Guerin, BC ! (3/9/90 vs. UNH)  
Steve Tepper, Maine (3/8/90 vs. NU)  
Justin Maiser, BU (3/14/03 vs. BC)  
Andrew Alberts, BC \* (3/18/05 vs. Maine)  
Bobby Butler, UNH ! (3/16/07 vs. UMass)  
Benn Ferriero, BC (3/21/08 vs. UNH)  
Chris Auger, UML (3/20/09 vs. NU)  
A.J. White, UML (3/18/16 vs. PC - 3OT)

### Championship Game:

Steve Rooney, PC (3/16/85 vs. BC)  
Shawn McEachern, BU (3/10/91 vs. Maine)  
Blake Bellefeuille, BC (3/20/99 vs. UNH)  
Tyson Teplitsky, UNH \*(3/15/03 vs. BU)  
Ben Murphy, Maine (3/20/04 vs. UMass)  
Brandon Yip, BU ! (3/18/06 vs. BC)  
Matt Lombardi, BC (3/20/10 vs. Maine)

### Consolation Game:

Mike Murray, UML (3/20/93 vs. UNH)

\* – defenseman  
! – rookie



# HOCKEY EAST TOURNAMENT GOALTENDER SUPERLATIVES

## SHUTOUTS

### Opening Round:

Martin Ouellette, Maine (3/8/14; 2-0 vs. MC - 29 saves)  
 Danny Tirone, UNH (3/7/15; 2-0 vs. UConn - 19 saves)  
 Cal Petersen, ND (3/8/15 vs. UMass - 23 saves)

### Quarterfinals:

Chris Terreri, PC (3/11/85; 3-0 vs. NU - 31 saves)  
 Pat Szturm, UNH (3/2/90; 2-0 at PC - 33 saves)  
 Scott King, Maine (3/3/90; 16-0 vs. UL - 21 saves)  
 Brad Mullahy, PC (3/6/92; 7-0 vs. UML - 15 saves)  
 Dwayne Roloson, UML (3/11/94; 3-0 vs. MC - 34 saves)  
 Scott Clemmensen, BC (3/11/99; 5-0 vs. UML - 26 saves)  
 Scott Clemmensen, BC (3/9/01; 1-0 vs. MC - 23 saves)  
 Matti Kaltiainen, BC (3/12/04; 4-0 vs. BU - 14 saves)  
 Mike Ayers, UNH (3/13/04; 1-0 vs. PC - 19 saves)  
 Jeff Pietrasiak, UNH (3/11/05; 4-0 vs. NU - 29 saves)  
 John Curry, BU (3/12/05; 2-0 vs. PC - 20 saves)  
 John Curry, BU (3/13/05; 2-0 vs. PC - 22 saves)  
 Kevin Regan, UNH (3/9/06; 4-0 vs. PC - 27 saves)  
 Kevin Regan, UNH (3/8/07, 4-0 vs. PC - 42 saves)  
 Cory Schneider, BC (3/8/07, 3-0 vs. NU - 25 saves)  
 Kevin Regan, UNH (3/9/07, 6-0 vs. PC - 42 saves)  
 John Curry, BU (3/9/07, 2-0 vs. UVM - 29 saves)  
 Joe Fallon, UVM (3/14/08, 1-0 vs. NU - 20 saves)  
 John Muse, BC (3/14/09), 1-0 vs. UNH - 31 saves)  
 Rob Madore, UVM (3/13/10), 1-0 vs. UNH - 17 saves)  
 Dave Wilson, Maine (3/13/10), 2-0 vs. UML - 23 saves)  
 Rob Madore, UVM (3/14/10), 1-0 vs. UNH - 34 saves)  
 Kieran Millan, BU (3/14/10, 3-0 vs. Merrimack - 34 saves)  
 Alex Beaudry, PC (3/11/12, 1-0 at UML - 29 saves)  
 Sean Maguire, BU (3/15/13, 3-0 vs. MC - 30 saves)  
 Casey DeSmith, UNH (3/14/14, 1-0 vs. NU - 27 saves)  
 Kevin Boyle, UML (3/13/15, 5-0 vs. ND - 21 saves)  
 Brody Hoffman, UVM (3/15/15, 1-0 at BC - 36 saves)  
 Thatcher Demko, BC (3/11/16, 3-0 vs. UVM - 36 saves)  
 Kevin Boyle, UML (3/12/16, 5-0 vs. BU - 24 saves)  
 Nick Ellis, PC (3/12/16, 2-0 vs. MC - 20 saves)

### Semifinals:

Derek Herlofsky, BU (3/19/93; 2-0 vs. UNH - 26 saves)  
 Sean Matile, UNH ! (3/14/97; 4-0 vs. BC - 30 saves)  
 Jimmy Howard, Maine (3/19/04; 1-0 vs. BU - 21 saves)  
 John Muse, BC (3/19/10; 3-0 vs. UVM - 30 saves)  
 Connor Hellebuyck, UML (3/21/14; 4-0 vs. UND - 35 saves)

### Championship Game:

Mike Ayers, UNH (3/15/03; 1-0 vs. BU - 24 saves)  
 John Muse, BC ! (3/22/08, 4-0 vs. UVM - 29 saves)  
 Kieran Millan, BU ! (3/21/09; 1-0 vs. UML - 32 saves)  
 Connor Hellebuyck, UML ! (3/23/13; 1-0 vs. BU - 36 saves)  
 Connor Hellebuyck, UML (3/22/14; 4-0 vs. UNH - 30 saves)

! - rookie

## 40+ SAVES

Date	Goalie	Team	Opp.	Svs.	Result	Rd
3/6/15	Cal Petersen	ND	vs. UMass	87	L, 3-4 (5OT)	O
3/6/15	Steve Mastalerz	UMA	at ND	75	W, 4-3 (5OT)	O
3/11/12	Kieran Millan	BU	vs. UNH	68	W, 5-4 (2OT)	Q
3/16/85	Chris Terreri	PC	BC	65	W, 2-1 (2OT)	F
3/7/15	Rasmus Tirronen	MC	at NU	63	W, 2-1 (OT)	O
3/19/04	Jimmy Howard	Maine	UMass	63	W, 2-1 (3OT)	F
3/21/08	Kevin Regan	UNH	BC	62	L, 4-5 (3OT)	S
3/9/02	Joe Exter	MC	at UNH	62	L, 4-5 (OT)	Q
3/10/06	Tyler Sims	PC	at UNH	59	L, 1-2 (2OT)	Q
3/19/04	Gabe Winer	UMass	Maine	59	L, 1-2 (3OT)	F
3/18/16	Kevin Boyle	UML	PC	58	W, 2-1 (3OT)	S
3/7/97	Brian Regan	UMass	at UNH	55	L, 1-5	Q
3/11/05	Tyler Sims !	PC	at BU	51	W, 4-1	Q
3/14/15	Rasmus Tirronen	MC	vs. BU	50	L, 0-4	Q
3/8/92	Jeff Levy	UNH	Northeastern	50	W, 4-2	Q
3/14/10	Brian Foster	UNH	Vermont	50	L, 0-1	Q
3/11/12	Casey DeSmith	UNH	at BU	50	L, 4-5 (2OT)	Q
3/11/01	Sean Fields !	BU	at Providence	48	L++ 3-4	Q
3/4/16	Danny Tirone	UNH	MC	47	L, 2-3 (OT)	O
3/7/15	Clay Witt	NU	vs. MC	47	L, 1-2 (OT)	O
3/17/95	Bob Bell	PC	Maine	47	W 7-3	S
3/10/00	Tom Welby	MC	at UNH	47	L+ 2-3	Q
3/9/12	Kieran Millan	BU	vs. UNH	47	L, 2-3 (2OT)	Q
3/4/16	Nic Reynard	UMA	BU	46	L, 1-2 (OT)	O
3/14/03	Sean Fields	BU	BC	46	W++ 6-5	S
3/3/16	Danny Tirone	UNH	MC	45	W, 3-1	O
3/4/90	Yannick Gosselin !	MC	at BC	45	W 6-3	Q
3/13/98	Marc Robitaille	NU	UMass Lowell	45	W 3-2	Q
3/9/02	Nolan Schaefer	PC	at BU	44	L 2-4	Q
3/22/13	Sean Maguire	BU	BC	44	W, 6-3	S
3/12/16	Packy Munson	UVM	at BC	43	W, 4-2	Q
3/11/89	Rich Burchill	NU	Providence	43	L 2-3	C
3/11/89	Matt Delguidice	ME	at BC	43	W 5-4	F
3/15/98	Martin Fillion	UML	at NU	43	W 5-1	Q
3/12/99	Markus Helanen	UMA	at Maine	43	L 2-5	Q
3/10/01	Joe Exter !	MC	at BC	43	L, 1-5	Q
3/18/16	Nick Ellis	PC	UML	42	L, 1-2 (3OT)	S
3/7/15	Rob Nichols	UConn	at UNH	42	L, 0-2	O
3/8/86	Greg Rota	UNH	at BU	42	L 3-4	Q
3/12/95	Martin Legault	MC	at BU	42	L 3-4	Q
3/7/97	Greg Taylor	BC	at MC	42	W 5-3	Q
3/17/01	Nolan Schaefer	PC	BC	42	L 3-5	F
3/8/02	Joe Exter	MC	at UNH	42	L 1-6	Q
3/15/13	Sam Marotta	MC	at BU	42	L 0-3	Q
3/8/85	Dana DeMole	UML	at UNH	41	W 7-6	Q
3/7/92	Scott Lagrand	BC	at BU	41	W 5-2	Q
3/13/98	Boyd Ballard !	PC	at BC	41	L 3-6	Q
3/7/03	Nolan Schaefer	PC	BU	41	L+ 4-5	Q
3/9/12	Joe Cannata	MC	at Maine	41	L 1-2	Q
3/15/13	Sam Marotta	NC	at BU	42	L, 0-3	Q
3/17/12	Parker Milner	BC	vs. Maine	41	W, 4-1	F
3/6/16	Danny Tirone	UNH	MC	40	L, 1-2	O
3/13/15	Rasmus Tirronen	MC	vs. BU	40	L, 2-6	Q
3/16/87	Al Loring	ME	BC	40	L 2-4	F
3/10/89	Scott King	ME	Northeastern	40	W+ 3-2	S
3/12/94	Greg Taylor !	BC	at UNH	40	L++ 5-6	Q
3/18/95	Bob Bell	PC	BU	40	L 2-3	F
3/6/97	Greg Taylor	BC	at Merrimack	40	W 7-6	Q
3/13/99	Tom Welby	MC	at UNH	40	L 4-5	Q
3/11/99	Markus Helanen	UMA	at Maine	40	L 1-3	Q
3/15/03	Sean Fields	BU	UNH	40	L+ 0-1	F
3/13/99	Tom Welby	MC	at UNH	40	L 4-5	Q

Note: Consolation games are not included in column grid, but are reflected in total records

## Boston College

	OR	QF	Semi	Final	All-Time
vs. BU:	0-0	2-4-0	1-3	0-2	3-9-0
vs. UConn:	0-0	0-0-0	0-0	0-0	0-0-0
vs. Maine:	0-0	0-2-0	3-1	5-2	8-5-0
vs. UMass:	0-1	8-0-0	0-0	0-0	8-1-0
vs. UML:	0-0	2-1-1	3-0	0-0	5-1-2
vs. MC:	0-0	8-1-0	1-0	1-0	10-1-0
vs. UNH:	0-0	2-2-0	3-1	3-0	8-3-0
vs. NU:	0-0	4-1-0	2-1	0-0	6-2-0
vs. UND:	0-0	1-2-0	0-0	0-0	1-2-0
vs. PC:	0-0	4-2-0	2-0	1-1	7-3-0
vs. UVM:	0-0	7-3-0	1-0	1-0	9-3-0
<b>Total:</b>	<b>0-0</b>	<b>38-18-1</b>	<b>16-6</b>	<b>11-5</b>	<b>65-30-2</b>

Playoff appearances (last): 32 (2016)  
 Quarterfinal appearances: 27 (2016)  
 Semifinal appearances: 22 (2016)  
 Consolation appearances: 1 (1997)  
 Title game appearances: 16 (2012)  
 Championships: 11 (2012)

### MATCH UPS

Number of seasons faced an opponent in a given round  
 (Year of last meeting in parentheses)  
 All series count as one meeting

	OR	QF	Semi	Final	All-Time
vs. BU	-	3 ('04)	4 ('13)	2 ('06)	9 ('13)
vs. UConn	-	-	-	-	-
vs. Maine	-	1 ('02)	4 ('06)	7 ('12)	12 ('12)
vs. UMass 1 ('95)	-	4 ('12)	-	-	5 ('12)
vs. UML	-	2 ('99)	3 ('01)	-	6 ('01)
vs. MC	-	4 ('03)	1 ('98)	1 ('11)	6 ('11)
vs. UNH	-	2 ('09)	4 ('08)	3 ('07)	9 ('09)
vs. NU	-	3 ('07)	3 ('16)	-	6 ('16)
vs. UND	-	1 ('14)	-	-	1 ('14)
vs. PC	-	3 ('08)	2 ('12)	2 ('01)	7 ('12)
vs. UVM	-	4 ('16)	1 ('10)	1 ('08)	6 ('16)

### SEEDING PERFORMANCE

	Years (Last)	Record
No. 1 Seed	13 (2016)	29-11
No. 2 Seed	5 (2013)	16-2
No. 3 Seed	4 (2015)	11-4
No. 4 Seed	1 (2008)	4-0
No. 5 Seed	4 (1997)	3-5-2
No. 6 Seed	3 (2009)	2-5
No. 7 Seed	1 (1993)	0-2
No. 8 Seed	1 (1995)	0-1
No. 9 Seed	-	-
No. 10 Seed	-	-
No. 11 Seed	-	-

## Boston University

	OR	QF	Semi	Final	All-Time
vs. BC:	0-0	4-2-0	3-1	2-0	9-3-0
vs. UConn:	0-0	0-0-0	0-0	0-0	0-0-0
vs. Maine:	0-0	6-1-0	0-6	1-1	7-8-0
vs. UMass:	2-0	6-0-0	0-0	0-0	8-0-0
vs. UML:	0-0	2-3-0	2-0	3-1	9-5-0
vs. MC:	0-0	9-3-0	0-0	0-0	9-3-0
vs. UNH:	0-0	3-1-1	3-1	1-1	7-3-1
vs. NU:	0-0	5-4-0	1-0	0-0	6-4-0
vs. UND:	0-1	0-0-0	0-0	0-0	0-1-0
vs. PC:	0-0	8-8-0	2-2	1-0	11-10-0
vs. UVM:	0-0	2-1-0	0-1	0-0	2-2-0
<b>Total:</b>	<b>2-1</b>	<b>45-23-1</b>	<b>11-11</b>	<b>8-3</b>	<b>68-38-1</b>

Playoff appearances (last): 32 (2016)  
 Quarterfinal appearances: 31 (2016)  
 Semifinal appearances: 22 (2015)  
 Consolation appearances: 2 (1996)  
 Title game appearances: 11 (2015)  
 Championships: 8 (2015)

### MATCH UPS

Number of seasons faced an opponent in a given round  
 (Year of last meeting in parentheses)  
 All series count as one meeting

	OR	QF	Semi	Final	All-Time
vs. BC	-	3 ('04)	4 ('13)	2 ('06)	9 ('13)
vs. UConn	-	-	-	-	-
vs. Maine	-	3 ('09)	6 ('12)	2 ('93)	11 ('12)
vs. UMass 1 ('16)	-	3 ('06)	-	-	4 ('16)
vs. UML	-	1 ('08)	2 ('97)	4 ('15)	9 ('15)
vs. MC	-	6 ('15)	-	-	6 ('15)
vs. UNH	-	2 ('12)	4 ('15)	2 ('03)	8 ('15)
vs. NU	-	4 ('11)	1 ('94)	-	5 ('11)
vs. UND	1 ('14)	-	-	-	1 ('14)
vs. PC	-	7 ('05)	4 ('96)	1 ('95)	12 ('05)
vs. UVM	-	1 ('07)	1 ('08)	-	2 ('08)

### SEEDING PERFORMANCE

	Years (Last)	Record
No. 1 Seed	8 (2015)	26-5
No. 2 Seed	7 (2008)	18-7-1
No. 3 Seed	8 (2013)	15-13
No. 4 Seed	2 (1992)	0-2
No. 5 Seed	4 (2016)	6-6
No. 6 Seed	1 (2001)	1-2
No. 7 Seed	-	-
No. 8 Seed	1 (2004)	2-2
No. 9 Seed	1 (2014)	0-1
No. 10 Seed	-	-
No. 11 Seed	-	-

# UConn

	OR	QF	Semi	Final	All-Time
vs. BC:	0-0	0-0	0-0	0-0	0-0
vs. BU:	0-0	0-0	0-0	0-0	0-0
vs. Maine:	0-0	0-0	0-0	0-0	0-0
vs. UMass:	0-0	0-0	0-0	0-0	0-0
vs. UML:	0-0	0-0	0-0	0-0	0-0
vs. MC:	0-0	0-0	0-0	0-0	0-0
vs. UNH:	0-2	0-0	0-0	0-0	0-4
vs. NU:	0-0	0-0	0-0	0-0	0-0
vs. UND:	0-0	0-0	0-0	0-0	0-0
vs. PC:	0-0	0-0	0-0	0-0	0-0
vs. UVM:	0-2	0-0	0-0	0-0	0-0
<b>Total:</b>	<b>0-4</b>	<b>0-0</b>	<b>0-0</b>	<b>0-0</b>	<b>0-4</b>

Playoff appearances (last): 2 (2016)  
 Quarterfinal appearances: -  
 Semifinal appearances: -  
 Consolation appearances: -  
 Title game appearances: -  
 Championships: -

## MATCH UPS

Number of seasons faced an opponent in a given round  
 (Year of last meeting in parentheses)  
 All series count as one meeting

	OR	QF	Semi	Final	All-Time
vs. BC	-	-	-	-	-
vs. BU	-	-	-	-	-
vs. Maine	-	-	-	-	-
vs. UMass	-	-	-	-	-
vs. UML	-	-	-	-	-
vs. MC	-	-	-	-	-
vs. UNH	1 ('15)	-	-	-	1 ('15)
vs. NU	-	-	-	-	-
vs. UND	-	-	-	-	-
vs. PC	-	-	-	-	-
vs. UVM	1 ('16)	-	-	-	1 ('16)

## SEEDING PERFORMANCE

	Years (Last)	Record
No. 1 Seed	-	-
No. 2 Seed	-	-
No. 3 Seed	-	-
No. 4 Seed	-	-
No. 5 Seed	-	-
No. 6 Seed	-	-
No. 7 Seed	-	-
No. 8 Seed	1 (2016)	0-2
No. 9 Seed	1 (2015)	0-2
No. 10 Seed	-	-
No. 11 Seed	-	-
No. 12 Seed	-	-

# Maine

	OR	QF	Semi	Final	All-Time
vs. BC:	0-0	2-0	1-3	2-5	5-8-0
vs. BU:	0-0	1-6	6-0	1-1	8-7-0
vs. UConn:	0-0	0-0	0-0	0-0	0-0-0
vs. UMass:	0-0	3-4	0-0	1-0	4-4-0
vs. UML:	0-0	9-3	4-0	0-0	14-3-0
vs. MC:	1-0	5-3	0-0	0-0	6-3-0
vs. UNH:	0-0	4-0	0-0	1-1	5-1-0
vs. NU:	0-2	4-0	2-0	0-1	6-3-0
vs. UND:	0-0	0-0	0-0	0-0	0-0-0
vs. PC:	0-0	3-4	2-2	0-1	5-7-0
vs. UVM:	1-2	0-0	0-0	0-0	1-2-0
<b>Total:</b>	<b>2-4</b>	<b>31-20</b>	<b>15-5</b>	<b>5-9</b>	<b>54-38-0</b>

Playoff appearances (last): 30 (2016)  
 Quarterfinal appearances: 26 (2014)  
 Semifinal appearances: 19 (2012)  
 Consolation appearances: 1 (1995)  
 Title game appearances: 14 (2012)  
 Championships: 5 (2004)

## MATCH UPS

Number of seasons faced an opponent in a given round  
 (Year of last meeting in parentheses)  
 All series count as one meeting

	OR	QF	Semi	Final	All-Time
vs. BC	-	1 ('02)	4 ('06)	7 ('12)	12 ('12)
vs. BU	-	3 ('09)	6 ('12)	2 ('93)	11 ('12)
vs. UConn	-	-	-	-	-
vs. UMass	-	4 ('07)	-	1 ('04)	5 ('07)
vs. UML	-	6 ('13)	4 ('98)	-	11 ('13)
vs. MC	1 ('14)	4 ('12)	-	-	5 ('14)
vs. UNH	-	2 ('98)	-	2 ('02)	4 ('02)
vs. NU	1 ('16)	2 ('01)	2 ('91)	1 ('88)	6 ('16)
vs. UND	-	-	-	-	-
vs. PC	-	4 ('14)	3 ('01)	1 ('96)	8 ('14)
vs. UVM	1 ('15)	-	-	-	-

## SEEDING PERFORMANCE

	Years (Last)	Record
No. 1 Seed	4 (1995)	11-2
No. 2 Seed	7 (2006)	17-5
No. 3 Seed	4 (2003)	8-5
No. 4 Seed	4 (2012)	12-5
No. 5 Seed	3 (2011)	0-6
No. 6 Seed	2 (2014)	4-3
No. 7 Seed	1 (1985)	0-2
No. 8 Seed	3 (2013)	1-6
No. 9 Seed	-	-
No. 10 Seed	1 (2015)	1-2
No. 11 Seed	1 (2016)	0-2
No. 12 Seed	-	-

# Massachusetts

	OR	QF	Semi	Final	All-Time
vs. BC:	1-0	0-8	0-0	0-0	1-8-0
vs. BU:	0-2	0-6	0-0	0-0	0-8-0
vs. UConn:	0-0	0-0	0-0	0-0	0-0-0
vs. Maine:	0-0	4-3	0-0	0-1	4-4-0
vs. UML:	0-0	2-0	0-0	0-0	2-0-0
vs. MC:	0-0	0-0	0-0	0-0	0-0-0
vs. UNH:	0-0	0-4	1-2	0-0	1-6-0
vs. NU:	0-0	1-2	0-0	0-0	1-2-0
vs. UND:	1-2	0-0	0-0	0-0	1-2-0
vs. PC:	0-0	0-0	0-0	0-0	0-0-0
vs. UVM:	0-1	0-0	0-0	0-0	0-1-0
<b>Total:</b>	<b>2-5</b>	<b>7-23</b>	<b>1-2</b>	<b>0-1</b>	<b>10-31-0</b>

Playoff appearances (last): 18 (2016)  
 Quarterfinal appearances: 15 (2012)  
 Semifinal appearances: 3 (2007)  
 Consolation appearances: --  
 Title game appearances: 1 (2004)  
 Championships: N/A

## MATCH UPS

Number of seasons faced an opponent in a given round  
 (Year of last meeting in parentheses)  
 All series count as one meeting

	OR	QF	Semi	Final	All-Time
vs. BC	1 ('95)	4 ('11)	-	-	5 ('11)
vs. BU	1 ('16)	3 ('06)	-	-	4 ('16)
vs. UConn	-	-	-	-	-
vs. Maine	-	4 ('07)	-	1 ('04)	5 ('07)
vs. UML	-	1 ('04)	-	-	1 ('04)
vs. MC	-	-	-	-	-
vs. UNH	-	2 ('08)	3 ('07)	-	5 ('08)
vs. NU	-	1 ('09)	-	-	1 ('09)
vs. UND	1 ('15)	-	-	-	-
vs. PC	-	-	-	-	-
vs. UVM	1 ('14)	-	-	-	1 ('14)

## SEEDING PERFORMANCE

	Years (Last)	Record
No. 1 Seed	-	-
No. 2 Seed	-	-
No. 3 Seed	1 (2004)	3-1
No. 4 Seed	1 (2007)	2-1
No. 5 Seed	-	-
No. 6 Seed	1 (2003)	2-1
No. 7 Seed	4 (2010)	1-8
No. 8 Seed	7 (2012)	0-14
No. 9 Seed	1 (1995)	1-1
No. 10 Seed	1 (2014)	0-1
No. 11 Seed	-	-
No. 12 Seed	2 (2016)	1-4

# UMass Lowell

	OR	QF	Semi	Final	All-Time
vs. BC:	0-0	1-2-1	0-3	0-0	1-5-2
vs. BU:	0-0	3-2-0	0-2	1-3	4-7-0
vs. UConn:	0-0	0-0-0	0-0	0-0	0-0-0
vs. Maine:	0-0	3-9-0	0-4	0-0	3-13-0
vs. UMass:	0-0	0-2-0	0-0	0-0	0-2-0
vs. MC:	0-0	2-0-0	0-0	0-0	2-0-0
vs. UNH:	0-0	3-4-0	1-1	1-0	5-5-0
vs. NU:	0-0	8-3-0	2-1	0-1	10-5-0
vs. ND:	0-0	2-1-0	1-0	0-0	3-1-0
vs. PC:	0-0	4-3-1	2-0	0-0	6-3-1
vs. UVM:	0-0	4-1-0	1-0	0-0	5-1-0
<b>Total:</b>	<b>0-0</b>	<b>31-27-2</b>	<b>7-11</b>	<b>2-4</b>	<b>39-45-3</b>

Playoff appearances (last): 28 (2016)  
 Quarterfinal appearances: 27 (2016)  
 Semifinal appearances: 17 (2016)  
 Consolation appearances: 6 (1997)  
 Title game appearances: 6 (2016)  
 Championships: 2 (2014)

## MATCH UPS

Number of seasons faced an opponent in a given round  
 (Year of last meeting in parentheses)  
 All series count as one meeting

	OR	QF	Semi	Final	All-Time
vs. BC	-	2 ('99)	3 ('01)	-	6 ('01)
vs. BU	-	2 ('16)	2 ('97)	4 ('15)	10 ('16)
vs. UConn	-	-	-	-	-
vs. Maine	-	6 ('13)	4 ('98)	-	11 ('13)
vs. UMass	-	1 ('04)	-	-	1 ('04)
vs. MC	-	1 ('94)	-	-	1 ('94)
vs. UNH	-	3 ('03)	2 ('02)	1 ('14)	7 ('14)
vs. NU	-	5 ('02)	2 ('09)	1 ('16)	8 ('16)
vs. ND	-	1 ('15)	1 ('14)	-	2 ('15)
vs. PC	-	4 ('12)	2 ('14)	-	7 ('16)
vs. UVM	-	2 ('14)	1 ('15)	-	3 ('15)

## SEEDING PERFORMANCE

	Years (Last)	Record
No. 1 Seed	1 (2013)	4-0
No. 2 Seed	5 (2014)	10-7
No. 3 Seed	-	-
No. 4 Seed	5 (2016)	12-7-2
No. 5 Seed	7 (2010)	10-14
No. 6 Seed	5 (2004)	4-8-1
No. 7 Seed	4 (2008)	1-7
No. 8 Seed	1 (2003)	0-2
No. 9 Seed	-	-
No. 10 Seed	-	-
No. 11 Seed	-	-
No. 12 Seed	-	-

## Merrimack

	OR	QF	Semi	Final	All-Time
vs. BC:	0-0	1-8	0-1	0-1	1-10-0
vs. BU:	0-0	3-9	0-0	0-0	3-9-0
vs. UConn:	0-0	0-0	0-0	0-0	0-0-0
vs. Maine:	0-1	3-5	0-0	0-0	3-6-0
vs. UMass:	0-0	0-0	0-0	0-0	0-0-0
vs. UML:	0-0	0-2	0-0	0-0	0-2-0
vs. UNH:	2-1	0-8	1-0	0-0	3-9-0
vs. NU:	2-0	0-0	0-0	0-0	2-0-0
vs. UND:	0-0	0-0	0-0	0-0	0-0-0
vs. PC:	0-0	0-2	0-0	0-0	0-2-0
vs. UVM:	0-0	0-0	0-0	0-0	0-0-0
<b>Total:</b>	<b>4-2</b>	<b>7-34</b>	<b>1-1</b>	<b>0-1</b>	<b>11-38-0</b>

Playoff appearances (last): 21 (2016)  
 Quarterfinal appearances: 20 (2016)  
 Semifinal appearances: 2 (2011)  
 Consolation appearances: -  
 Title game appearances: 1 (2011)  
 Championships: N/A

### MATCH UPS

Number of seasons faced an opponent in a given round  
 (Year of last meeting in parentheses)  
 All series count as one meeting

	OR	QF	Semi	Final	All-Time
vs. BC	-	4 ('03)	1 ('98)	1 ('11)	6 ('11)
vs. BU	-	6 ('15)	-	-	6 ('15)
vs. UConn	-	-	-	-	-
vs. Maine	1 ('14)	4 ('12)	-	-	5 ('14)
vs. UMass	-	-	-	-	-
vs. UML	-	1 ('94)	-	-	1 ('94)
vs. UNH	1 ('16)	4 ('02)	1 ('11)	-	6 ('16)
vs. NU	1 ('15)	-	-	-	-
vs. UND	-	-	-	-	-
vs. PC	-	-	-	-	-
vs. UVM	-	-	-	-	-

### SEEDING PERFORMANCE

	Years (Last)	Record
No. 1 Seed	-	-
No. 2 Seed	-	-
No. 3 Seed	-	-
No. 4 Seed	2 (2011)	3-3
No. 5 Seed	1 (2012)	1-2
No. 6 Seed	4 (2013)	1-7
No. 7 Seed	6 (2016)	2-12
No. 8 Seed	6 (2002)	3-11
No. 9 Seed	-	-
No. 10 Seed	-	-
No. 11 Seed	2 (2015)	2-3
No. 12 Seed	-	-

## New Hampshire

	OR	QF	Semi	Final	All-Time
vs. BC:	0-0	2-2-0	1-3	0-3	3-8-0
vs. BU:	0-0	1-3-1	1-3	1-1	3-7-1
vs. UConn:	2-0	0-0-0	0-0	0-0	2-0-0
vs. Maine:	0-0	0-4-0	0-0	1-1	1-5-0
vs. UMass:	0-0	4-0-0	2-1	0-0	6-1-0
vs. UML:	0-0	4-3-0	1-1	0-1	5-5-0
vs. MC:	1-2	8-0-0	0-1	0-0	9-3-0
vs. NU:	0-0	5-2-0	0-0	0-0	5-2-0
vs. UND:	0-0	0-0-0	0-0	0-0	0-0-0
vs. PC:	0-0	11-7-0	3-0	0-0	14-7-0
vs. UVM:	0-0	3-2-0	0-0	0-0	3-2-0
<b>Total:</b>	<b>3-2</b>	<b>38-23-1</b>	<b>8-9</b>	<b>2-6</b>	<b>51-41-2</b>

Playoff appearances (last): 30 (2016)  
 Quarterfinal appearances: 29 (2015)  
 Semifinal appearances: 17 (2015)  
 Consolation appearances: 2 (1994)  
 Title game appearances: 8 (2008)  
 Championships: 2 (2003)

### MATCH UPS

Number of seasons faced an opponent in a given round  
 (Year of last meeting in parentheses)  
 All series count as one meeting

	OR	QF	Semi	Final	All-Time
vs. BC	-	2 ('09)	4 ('08)	3 ('07)	9 ('09)
vs. BU	-	2 ('12)	4 ('15)	2 ('03)	8 ('15)
vs. UConn	1 ('15)	-	-	-	-
vs. Maine	-	2 ('98)	-	2 ('02)	4 ('02)
vs. UMass	-	2 ('08)	3 ('07)	-	5 ('08)
vs. UML	-	3 ('03)	2 ('02)	1 ('14)	7 ('14)
vs. MC	1 ('16)	4 ('02)	1 ('11)	-	6 ('16)
vs. NU	-	4 ('14)	-	-	5 ('14)
vs. UND	-	-	-	-	-
vs. PC	-	8 ('15)	3 ('14)	-	11 ('15)
vs. UVM	-	2 ('11)	-	-	2 ('11)

### SEEDING PERFORMANCE

	Years (Last)	Record
No. 1 Seed	6 (2010)	17-5
No. 2 Seed	4 (2011)	9-4
No. 3 Seed	6 (2009)	7-9-1
No. 4 Seed	6 (2014)	10-10
No. 5 Seed	2 (1991)	2-3
No. 6 Seed	3 (2012)	1-5
No. 7 Seed	1 (1986)	0-1-1
No. 8 Seed	1 (2015)	2-1
No. 9 Seed	-	-
No. 10 Seed	1 (2016)	1-2
No. 11 Seed	-	-
No. 12 Seed	-	-

## Northeastern

	OR	QF	Semi	Final	All-Time
vs. BC:	0-0	1-4	1-2	0-0	1-6-0
vs. BU:	0-0	4-5	0-1	0-0	4-6-0
vs. UConn:	0-0	0-0	0-0	0-0	0-0-0
vs. Maine:	2-0	0-4	0-2	1-0	3-6-0
vs. UMass:	0-0	2-1	0-0	0-0	2-1-0
vs. UML:	0-0	3-8	1-2	1-0	4-10-0
vs. MC:	0-2	0-0	0-0	0-0	0-2-0
vs. UNH:	0-0	2-5	0-0	0-0	2-5-1
vs. UND:	0-0	2-0	0-0	0-0	2-0-0
vs. PC:	0-0	2-2	0-0	0-0	2-3-0
vs. UVM:	0-0	1-2	0-0	0-0	1-2-0
<b>Total:</b>	<b>2-2</b>	<b>17-31</b>	<b>2-7</b>	<b>2-0</b>	<b>23-41-2</b>

Playoff appearances (last): 25 (2016)  
 Quarterfinal appearances: 23 (2016)  
 Semifinal appearances: 8 (2016)  
 Consolation appearances: 2 (1994)  
 Title game appearances: 2 (2016)  
 Championships: 2 (2016)

### MATCH UPS

Number of seasons faced an opponent in a given round  
 (Year of last meeting in parentheses)  
 All series count as one meeting

	OR	QF	Semi	Final	All-Time
vs. BC	-	3 ('07)	3 ('16)	-	6 ('16)
vs. BU	-	4 ('11)	1 ('94)	-	5 ('11)
vs. UConn	-	-	-	-	-
vs. Maine	1 ('16)	2 ('01)	2 ('91)	1 ('88)	6 ('16)
vs. UMass	-	1 ('09)	-	-	1 ('09)
vs. UML	-	5 ('02)	2 ('09)	1 ('16)	8 ('16)
vs. MC	1 ('15)	-	-	-	1 ('15)
vs. UNH	-	4 ('14)	-	-	5 ('14)
vs. UND	-	-	-	-	-
vs. PC	-	2 ('94)	-	-	3 ('94)
vs. UVM	-	1 ('08)	-	-	1 ('08)

### SEEDING PERFORMANCE

	Years (Last)	Record
No. 1 Seed	-	-
No. 2 Seed	2 (2009)	4-3
No. 3 Seed	2 (1989)	2-3
No. 4 Seed	3 (1998)	3-4-1
No. 5 Seed	3 (2014)	3-5
No. 6 Seed	8 (2016)	10-14
No. 7 Seed	4 (2007)	0-7
No. 8 Seed	3 (1997)	1-5
No. 9 Seed	-	-
No. 10 Seed	-	-
No. 11 Seed	-	-
No. 12 Seed	-	-

## Notre Dame

	OR	QF	Semi	Final	All-Time
vs. BC:	0-0	2-1	0-0	0-0	2-1-0
vs. BU:	1-0	0-0	0-0	0-0	1-0-0
vs. UConn:	0-0	0-0	0-0	0-0	0-0-0
vs. Maine:	0-0	0-0	0-0	0-0	0-0-0
vs. UMass:	2-1	0-0	0-0	0-0	2-1-0
vs. UML:	0-0	1-2	0-1	0-0	1-3-0
vs. MC:	0-0	0-0	0-0	0-0	0-0-0
vs. UNH:	0-0	0-0	0-0	0-0	0-0-0
vs. NU:	0-0	0-2	0-0	0-0	0-2-0
vs. PC:	0-0	0-0	0-0	0-0	0-0-0
vs. UVM:	0-0	0-0	0-0	0-0	0-0-0
<b>Total:</b>	<b>3-1</b>	<b>3-5</b>	<b>0-1</b>	<b>0-0</b>	<b>6-7-0</b>

Playoff appearances (last): 3 (2016)  
 Quarterfinal appearances: 3 (2016)  
 Semifinal appearances: 1 (2014)  
 Title game appearances: -  
 Championships: -

### MATCH UPS

Number of seasons faced an opponent in a given round  
 (Year of last meeting in parentheses)  
 All series count as one meeting

	OR	QF	Semi	Final	All-Time
vs. BC	-	1 ('14)	-	-	1 ('14)
vs. BU	1 ('14)	-	-	-	1 ('14)
vs. UConn	-	-	-	-	-
vs. Maine	-	-	-	-	-
vs. UMass	1 ('15)	-	-	-	1 ('15)
vs. UML	-	1 ('15)	1 ('14)	-	2 ('15)
vs. MC	-	-	-	-	-
vs. UNH	-	-	-	-	-
vs. NU	-	1 ('16)	-	-	1 ('16)
vs. PC	-	-	-	-	-
vs. UVM	-	-	-	-	-

### SEEDING PERFORMANCE

	Years (Last)	Record
No. 1 Seed	-	-
No. 2 Seed	-	-
No. 3 Seed	1 ('16)	0-2
No. 4 Seed	-	-
No. 5 Seed	1 (2015)	3-3
No. 6 Seed	-	-
No. 7 Seed	-	-
No. 8 Seed	1 (2014)	3-2
No. 9 Seed	-	-
No. 10 Seed	-	-
No. 11 Seed	-	-
No. 12 Seed	-	-

# Providence

	OR	QF	Semi	Final	All-Time
vs. BC:	0-0	2-4-0	0-2	1-1	3-7-0
vs. BU:	0-0	8-8-0	2-2	0-1	10-11-0
vs. UConn:	0-0	0-0-0	0-0	0-0	0-0-0
vs. Maine:	0-0	4-3-0	2-2	1-0	7-5-0
vs. UMass:	0-0	0-0-0	0-0	0-0	0-0-0
vs. UML:	0-0	3-4-1	0-2	0-0	3-7-1
vs. MC:	0-0	2-0-0	0-0	0-0	2-0-0
vs. UNH:	0-0	7-11-0	0-3	0-0	7-14-0
vs. NU:	0-0	2-2-0	0-0	0-0	3-2-0
vs. UND:	0-0	0-0-0	0-0	0-0	0-0-0
vs. UVM:	0-0	0-0-0	0-0	0-0	0-0-0
<b>Total:</b>	<b>0-0</b>	<b>28-32-1</b>	<b>4-11</b>	<b>2-2</b>	<b>35-46-1</b>

Playoff appearances (last): 29 (2016)  
 Quarterfinal appearances: 29 (2016)  
 Semifinal appearances: 14 (2016)  
 Consolation appearances: 1 (1986)  
 Title game appearances: 4 (2001)  
 Championships: 2 (1996)

## MATCH UPS

Number of seasons faced an opponent in a given round  
 (Year of last meeting in parentheses)  
 All series count as one meeting

	OR	QF	Semi	Final	All-Time
vs. BC	-	3 ('08)	2 ('12)	2 ('01)	7 ('12)
vs. BU	-	7 ('05)	4 ('96)	1 ('95)	12 ('05)
vs. UConn	-	-	-	-	-
vs. Maine	-	4 ('14)	3 ('01)	1 ('96)	8 ('14)
vs. UMass	-	-	-	-	-
vs. UML	-	4 ('12)	2 ('16)	-	7 ('16)
vs. MC	-	1 ('16)	-	-	1 ('16)
vs. UNH	-	8 ('15)	3 ('14)	-	11 ('15)
vs. NU	-	2 ('94)	-	-	2 ('94)
vs. UND	-	-	-	-	-
vs. UVM	-	-	-	-	-

## SEEDING PERFORMANCE

	Years (Last)	Record
No. 1 Seed	-	-
No. 2 Seed	2 (2016)	3-3
No. 3 Seed	5 (2014)	10-6
No. 4 Seed	8 (2013)	14-12
No. 5 Seed	6 (2008)	1-11-1
No. 6 Seed	3 (1995)	4-4
No. 7 Seed	4 (2012)	3-8
No. 8 Seed	1 (2007)	0-2
No. 9 Seed	-	-
No. 10 Seed	-	-
No. 11 Seed	-	-

# Vermont

	OR	QF	Semi	Final	All-Time
vs. BC:	0-0	3-7	0-1	0-1	3-9-0
vs. BU:	0-0	1-2	1-0	0-0	2-2-0
vs. UConn:	2-0	0-0	0-0	0-0	2-0-0
vs. Maine:	2-1	0-0	0-0	0-0	2-1-0
vs. UMass:	1-0	0-0	0-0	0-0	1-0-0
vs. UML:	0-0	1-4	0-1	0-0	1-5-0
vs. MC:	0-0	0-0	0-0	0-0	0-0-0
vs. UNH:	0-0	2-3	0-0	0-0	2-3-0
vs. NU:	0-0	2-1	0-0	0-0	2-1-0
vs. UND:	0-0	0-0	0-0	0-0	0-0-0
vs. PC:	0-0	0-0	0-0	0-0	0-0-0
<b>Total:</b>	<b>5-1</b>	<b>9-17</b>	<b>1-2</b>	<b>0-1</b>	<b>15-21-0</b>

Playoff appearances (last): 10 (2016)  
 Quarterfinal appearances: 10 (2016)  
 Semifinal appearances: 3 (2015)  
 Title game appearances: 1 (2008)  
 Championships: --

## MATCH UPS

Number of seasons faced an opponent in a given round  
 (Year of last meeting in parentheses)  
 All series count as one meeting

	OR	QF	Semi	Final	All-Time
vs. BC	-	4 ('16)	1 ('10)	1 ('08)	6 ('16)
vs. BU	-	1 ('07)	1 ('08)	-	2 ('08)
vs. UConn	-	-	-	-	-
vs. Maine	1 ('15)	-	-	-	-
vs. UMass	1 ('14)	-	-	-	1 ('14)
vs. UML	-	2 ('14)	1 ('15)	-	3 ('15)
vs. MC	-	-	-	-	-
vs. UNH	-	2 ('11)	-	-	2 ('11)
vs. NU	-	1 ('08)	-	-	1 ('08)
vs. UND	-	-	-	-	-
vs. PC	-	-	-	-	-

## SEEDING PERFORMANCE

	Years (Last)	Record
No. 1 Seed	-	-
No. 2 Seed	-	-
No. 3 Seed	1 (2008)	3-2
No. 4 Seed	1 (2009)	0-2
No. 5 Seed	-	-
No. 6 Seed	2 (2007)	1-4
No. 7 Seed	4 (2015)	6-9
No. 8 Seed	1 (2010)	2-2
No. 9 Seed	1 (2016)	3-2
No. 10 Seed	-	-
No. 11 Seed	-	-

# **HOCKEY EAST TOURNAMENT TEAM ADVANCEMENT**

## **Championships:**

- 11 Boston College ('87, '90, '98, '99, '01, '05, '07, '08, '10, '11, '12)
- 8 Boston University ('86, '91, '94, '95, '97, '06, '09, '15)
- 5 Maine ('89, '92, '93, '00, '04)
- 2 UMass Lowell (2013 and 2014)
- 2 New Hampshire (2002 and 2003)
- 2 Providence (1985 and 1996)
- 2 Northeastern (1988 and 2016)

## **Back-to-Back Championships:**

- Boston College - Three in a row (2010, 2011 and 2012)
- UMass Lowell - 2013 and 2014
- Boston College - 2007 and 2008
- New Hampshire - 2002 and 2003
- Boston College - 1998 and 1999
- Boston University - 1994 and 1995
- Maine - 1992 and 1993

## **Championship Game Appearances:**

- 16 Boston College ('85, '86, '87, '89, '90, '98, '99, '00, '01, '05, '06, '07, '08, '10, '11, 12)
- 14 Maine ('87, '88, '89, '90, '91, '92, '93, '96, '98, '00, '02, '04, '10, '12)
- 11 Boston University ('86, '91, '93, '94, '95, '97, '03, '06, '09, '13, '15)
- 8 New Hampshire ('92, '97, '99, '02, '03, '05, '07, '14)
- 5 UMass Lowell ('94, '09, '13, '14, '15, '16)
- 4 Providence ('85, '95, '96, '01)
- 2 Northeastern (1988, 2016)
- 1 Massachusetts (2004)
- 1 Merrimack (2011)
- 1 Vermont (2008)

## **Consecutive Championship Game Appearances:**

- 7 Maine (1987-1993)
- 4 Boston College (1998-2001, 2005-2008)
- 4 UMass Lowell (2013-16)

## **Semifinal Appearances:**

- 22 Boston College ('85, '86, '87, '89, '90, '92, '97, '98, '99, '00, '01, '03, '05, '06, '07, '08, '09, '10, '11, '12, '13, '16)
- 22 Boston University ('85, '86, '90, '91, '93, '94, '95, '96, '97, '00, '02, '03, '04, '05, '06, '07, '08, '09, '10, '12, '13, '15)
- 19 Maine ('87, '88, '89, '90, '91, '92, '93, '95, '96, '98, '99, '00, '01, '02, '04, '05, '06, '10, '12)
- 17 New Hampshire ('90, '92, '93, '94, '97, '99, '00, '02, '03, '04, '05, '06, '07, '08, '11, '14, '15)
- 17 UMass Lowell ('85, '86, '87, '88, '93, '94, '95, '96, '97, '98, '01, '02, '09, '13, '14, '15, '16)
- 14 Providence ('85, '86, '88, '89, '91, '92, '95, '96, '99, '01, '12, '13, '14, '16)
- 8 Northeastern ('87, '88, '89, '91, '94, '09, '11, '16)
- 3 Massachusetts ('03, '04, '07)
- 3 Vermont ('08, '10, '15)
- 2 Merrimack ('98, '11)
- 1 Notre Dame ('14)

## **Consecutive Semifinal Appearances:**

- 9 Boston College (2005-2013)
- 9 Boston University (2002-2010)
- 7 Maine (1987-93)
- 7 New Hampshire (2002-2008)
- 6 UMass Lowell (1993-1998)
- 5 Maine (1998-2002)
- 5 Boston College (1997-2001)
- 5 Boston University (1993-1997)



# **HOW SEEDS HAVE FARED IN THE HOCKEY EAST TOURNAMENT**

## **Championship Game:**

1985: #3 PC def. #1 BC  
1986: #2 BU def. #1 BC  
1987: #1 BC def. #3 Maine  
1988: #2 NU def. #1 Maine  
1989: #2 Maine def. #1 BC  
1990: #1 BC def. #2 Maine  
1991: #3 BU def. #2 Maine  
1992: #1 Maine def. #2 UNH  
1993: #1 Maine def. #2 BU  
1994: #1 BU def. #2 UML  
1995: #2 BU def. #6 PC  
1996: #4 PC def. #3 Maine  
1997: #1 BU def. #2 UNH  
1998: #2 BC def. #6 Maine  
1999: #3 BC def. #1 UNH  
2000: #4 Maine def. #3 BC  
2001: #1 BC def. #3 PC  
2002: #1 UNH def. #3 Maine  
2003: #1 UNH def. #5 BU  
2004: #2 Maine def. #3 UMass  
2005: #1 BC def. #3 UNH  
2006: #1 BU def. #3 BC  
2007: #2 BC def. #1 UNH  
2008: #4 BC def. #3 UVM  
2009: #1 BU def. #5 UML  
2010: #2 BC def. #4 Maine  
2011: #1 BC def. #4 Merrimack  
2012: #1 BC def. #4 Maine  
2013: #1 UML def. #3 BU  
2014: #2 UML def. #4 UNH  
2015: #1 BU def. #4 UML  
2016: #6 NU def. #4 UML

1 vs 2: 9 times (No. 1 leads 5-4 - last in 2007)  
1 vs. 3: 8 times (No. 1 leads 6-2 - last in 2013)  
1 vs. 4: 3 times (No. 1 leads 3-0 - last in 2015)  
1 vs. 5: 2 times (No. 1 leads 2-0 - last in 2009)  
2 vs. 3: 2 times (Tied 1-1 - last in 2004)  
2 vs. 4: 2 times (No. 2 leads 2-0 - last in 2014)  
2 vs. 6: 2 times (No. 2 leads 2-0 - last in 1998)  
3 vs. 4: 3 times (No. 4 leads 3-0 - last in 2008)  
4 vs. 6: 1 time (No. 6 leads 1-0 - last in 2016)

## **Championships:**

No. 1 seed: 16 titles - last in 2015  
No. 2 seed: 9 titles - last in 2014  
No. 3 seed: 3 titles - last in 1999  
No. 4 seed: 3 titles - last in 2008  
No. 6 seed: 1 title - last in 2016

## **Appearances in Championship Game:**

No. 1 seed: 22 - last in 2015 - 16-6 record  
No. 2 seed: 15 - last in 2014 - 9-6 record  
No. 3 seed: 13 - last in 2013 - 3-10 record  
No. 4 seed: 9 - last in 2016 - 3-6 record  
No. 5 seed: 2 - last in 2009 - 0-2 record  
No. 6 seed: 3 - last in 2016 - 1-2 record

## **Semifinals:**

1985: #1 BC def. #5 Lowell, #3 PC def. #2 BU  
1986: #1 BC def. #6 Lowell, #2 BU def. #4 PC  
1987: #1 BC def. #5 NU, #3 Maine def. #2 Lowell  
1988: #1 Maine def. #6 PC (two games, total goals)  
#2 NU def. #4 Lowell  
1989: #1 BC def. #4 PC, #2 Maine def. #3 NU  
1990: #1 BC def. #5 UNH, #2 Maine def. #3 BU  
1991: #3 BU def. #4 PC, #2 Maine def. #8 NU  
1992: #1 Maine def. #5 BC, #2 UNH def. #3 PC  
1993: #1 Maine def. #4 UML, #2 BU def. #3 UNH  
1994: #1 BU def. #4 NU, #2 UML def. #3 UNH  
1995: #2 BU def. #5 UML, #6 PC def. #1 Maine  
1996: #4 PC def. #1 BU, #3 Maine def. #2 UML  
1997: #1 BU def. #6 UML, #2 UNH def. #5 BC  
1998: #2 BC def. #8 Merrimack, #6 Maine def. #5 UML  
1999: #1 UNH def. #4 PC, #3 BC def. #2 Maine  
2000: #4 Maine def. #1 BU, #3 BC def. #2 UNH  
2001: #1 BC def. #5 UML, #3 PC def. #2 Maine  
2002: #1 UNH def. #4 UML, #3 Maine def. #2 BU  
2003: #1 UNH def. #6 UMass, #5 BU def. #2 BC  
2004: #2 Maine def. #8 BU, #3 UMass def. #4 UNH  
2005: #1 BC def. #4 Maine, #3 UNH def. #2 BU  
2006: #1 BU def. #4 UNH, #3 BC def. #2 Maine  
2007: #1 UNH def. #4 UMass, #2 BC def. #3 BU  
2008: #4 BC def. #1 UNH, #3 UVM def. #2 BU  
2009: #1 BU def. #6 BC, #5 UML def. #2 NU  
2010: #2 BC def. #8 UVM, #4 Maine def. #3 BU  
2011: #1 BC def. #6 NU, #4 Merrimack def. #2 UNH  
2012: #1 BC def. #7 PC, #4 Maine def. #3 BU  
2013: #1 UML def. #4 PC, #3 BU def. #2 BC  
2014: #2 UML def. #8 ND, #4 UNH def. #3 PC  
2015: #4 UML def. #7 UVM, #1 BU def. #8 UNH

1 vs 4: 12 times (No. 1 seed leads 9-3 - last in 2013)  
1 vs. 5: 5 times (No. 1 leads 5-0 - last in 2001)  
1 vs. 6: 8 times (No. 1 leads 7-1 - last in 2012)  
2 vs. 3: 17 times (No. 3 leads 11-6 - last in 2013)  
2 vs. 4: 3 times (No. 2 leads 2-1 - last in 2011)  
2 vs. 5: 4 times (Tied 2-2 - last in 2009)  
2 vs. 8: 5 times (No. 2 leads 5-0 - last in 2014)  
3 vs. 4: 5 times (No. 3 leads 3-2 - last in 2014)  
5 vs. 6: 1 time (No. 6 leads 1-0 - last in 1998)

## **Appearances in semifinals**

No. 1: 27 - last in 2016 - 22-5 record  
(plus one victory for Maine in 1988)  
No. 2: 30 - last in 2016 - 15-15 record)  
(plus one loss for NU in 1988)  
No. 3: 22 - last in 2014 - 13-9 record  
No. 4: 22 - last in 2016 - 9-13 record  
(plus one victory for Lowell in 1988)  
No. 5: 10 - last in 2009 - 2-8 record  
No. 6: 9 - last in 2016 - 3-6 record  
(plus one loss for PC in 1988)  
No. 7: 2 - last in 2015 - 0-2 record  
No. 8: 6 - last in 2014 - 0-6 record

**BOSTON COLLEGE (65-30-2)****Opening Round (0-1)**

Year	Game	Result	Site
1995	#8 Boston College 4, #9 Massachusetts 5	L	BC

**Quarterfinals (38-18-1) 27 Appearances**

Year	Game	Result	Site
1988	#5 Boston College 3, #4 Lowell 3 (Gm1)	T	UML
1988	#5 Boston College 2, #4 Lowell 5 (Gm2)	L	UML
1990	#1 Boston College 3, #8 Merrimack 1 (Gm1)	W	BC
1990	#1 Boston College 3, #8 Merrimack 6 (Gm2)	L	BC
1990	#1 Boston College 8, #8 Merrimack 5 (Gm3)	W	BC
1991	#1 Boston College 5, #8 Northeastern 6	L	BC
1992	#5 Boston College 5, #4 Boston University 2	W	BU
1993	#7 Boston College 2, #2 Boston University 6 (Gm1)	L	BU
1993	#7 Boston College 1, #2 Boston University 5 (Gm2)	L	BU
1994	#6 Boston College 1, #3 New Hampshire 4 (Gm1)	L	UNH
1994	#6 Boston College 5, #3 UNH 6 (2OT) (Gm2)	L	UNH
1996	#5 Boston College 2, #4 Providence 5 (Gm1)	L	PC
1996	#5 Boston College 2, #4 Providence 4 (Gm2)	L	PC
1997	#5 Boston College 7, #4 Merrimack 6 (Gm1)	W	BC
1997	#5 Boston College 5, #4 Merrimack 3 (Gm2)	W	BC
1998	#2 Boston College 4, #7 Providence 3 (Gm1)	W	BC
1998	#2 Boston College 6, #7 Providence 3 (Gm2)	W	BC
1999	#3 Boston College 5, #6 UMass Lowell 0 (Gm1)	W	BC
1999	#3 Boston College 5, #6 UMass Lowell 4 (Gm2)	W	BC
2000	#3 Boston College 8, #6 Northeastern 4 (Gm1)	W	BC
2000	#3 Boston College 3, #6 Northeastern 2 (Gm2)	W	BC
2001	#1 Boston College 1, #8 Merrimack 0 (Gm1)	W	BC
2001	#1 Boston College 5, #8 Merrimack 1 (Gm2)	W	BC
2002	#6 Boston College 3, #3 Maine 7 (Gm1)	L	ME
2002	#6 Boston College 2, #3 Maine 4 (Gm2)	L	ME
2003	#2 Boston College 4, #7 Merrimack 1 (Gm1)	W	BC
2003	#2 Boston College 2, #7 Merrimack 1 (Gm2)	W	BC
2004	#1 Boston College 2, #8 Boston University 3 (Gm1)	L	BC
2004	#1 Boston College 4, #8 Boston University 0 (Gm2)	W	BC
2004	#1 Boston College 2, #8 Boston University 4 (Gm3)	L	BC
2005	#1 Boston College 3, #8 Massachusetts 2 (OT) (Gm 1)	W	BC
2005	#1 Boston College 5, #8 Massachusetts 1 (Gm2)	W	BC
2006	#3 Boston College 3, #6 Vermont 2 (OT) (Gm1)	W	BC
2006	#3 Boston College 6, #6 Vermont 2 (Gm2)	W	BC
2007	#2 Boston College 3, #7 Northeastern 0 (Gm1)	W	BC
2007	#2 Boston College 7, #7 Northeastern 1 (Gm2)	W	BC
2008	#4 Boston College 5, #5 Providence 1 (Gm1)	W	BC
2008	#4 Boston College 5, #5 Providence 1 (Gm2)	W	BC
2009	#6 Boston College 5, #3 New Hampshire 3 (Gm1)	W	UNH
2009	#6 Boston College 1, #3 New Hampshire 0 (Gm2)	W	UNH
2010	#2 Boston College 6, #7 Massachusetts 5 (Gm1)	W	BC
2010	#2 Boston College 5, #7 Massachusetts 2 (Gm2)	W	BC
2011	#1 Boston College 4, #8 Massachusetts 1 (Gm1)	W	BC
2011	#1 Boston College 4, #8 Massachusetts 2 (Gm2)	W	BC
2012	#1 Boston College 2, #8 Massachusetts 1 (Gm1)	W	BC
2012	#1 Boston College 3, #8 Massachusetts 2 (Gm2)	W	BC
2013	#2 Boston College 4, #7 Vermont 2 (Gm1)	W	BC
2013	#2 Boston College 4, #7 Vermont 1 (Gm2)	W	BC
2014	#1 Boston College 2, #8 Notre Dame 7 (Gm1)	L	BC
2014	#1 Boston College 4, #8 Notre Dame 2 (Gm2)	W	BC
2014	#1 Boston College 2, #8 Notre Dame 4 (Gm3)	L	BC
2015	#3 Boston College 4, #7 Vermont, 2	W	BC
2015	#3 Boston College 1, #7 Vermont 3	L	BC
2015	#3 Boston College 0, #7 Vermont 1	L	BC
2016	#1 Boston College 3, #9 Vermont 0	W	BC
2016	#1 Boston College 2, #9 Vermont 4	L	BC
2016	#1 Boston College 4, #9 Vermont 3 (OT)	W	BC

**Boston College (cont.)****Semifinals (16-6) 22 Appearances**

Year	Game	Result	Site
1985	#1 Boston College 6, #5 UMass Lowell 5	W	PCC
1986	#1 Boston College 5, #6 UMass Lowell 2	W	PCC
1987	#1 Boston College 9, #5 Northeastern 3	W	BG
1989	#1 Boston College 6, #4 Providence 5 (2OT)	W	BC
1990	#1 Boston College 5, #5 New Hampshire 4 (OT)	W	BC
1992	#5 Boston College 3, #1 Maine 7	L	BG
1997	#5 Boston College 0, #2 New Hampshire 4	L	FC
1998	#2 Boston College 7, #8 Merrimack 2	W	FC
1999	#3 Boston College 3, #2 Maine 2	W	FC
2000	#3 Boston College 2, #2 New Hampshire 1	W	FC
2001	#1 Boston College 5, #5 UMass Lowell 1	W	FC
2003	#2 Boston College 5, #5 Boston University 6 (2OT)	L	FC
2005	#1 Boston College 2, #4 Maine 1 (2OT)	W	TD
2006	#3 Boston College 4, #2 Maine 1	W	TD
2007	#2 Boston College 6, #3 Boston University 2	W	TD
2008	#4 Boston College 5, #1 New Hampshire 4 (3OT)	W	TD
2009	#6 Boston College 2, #1 Boston University 3	L	TD
2010	#2 Boston College 3, #8 Vermont 0	W	TD
2011	#1 Boston College 5, #6 Northeastern 4	W	TD
2012	#1 Boston College 4, #7 Providence 2	W	TD
2013	#2 Boston College 3, #3 Boston University 6	L	TD
2016	#1 Boston College 4, #6 Northeastern 5	L	TD

**Championship Game (11-5) 16 Appearances**

Year	Game	Result	Site
1985	#1 Boston College 1, #3 Providence 2 (OT)	L	PCC
1986	#1 Boston College 4, #2 Boston University 9	L	PCC
1987	#1 Boston College 4, #3 Maine 2	W	BG
1989	#1 Boston College 4, #2 Maine 5	L	BC
1990	#1 Boston College 4, #2 Maine 3	W	BC
1998	#2 Boston College 3, #6 Maine 2	W	FC
1999	#3 Boston College 5, #1 New Hampshire 4 (OT)	W	FC
2000	#3 Boston College 1, #4 Maine 2	L	FC
2001	#1 Boston College 5, #3 Providence 3	W	FC
2005	#1 Boston College 3, #3 New Hampshire 1	W	TD
2006	#3 Boston College 1, #1 Boston University 2 (OT)	L	TD
2007	#2 Boston College 5, #1 New Hampshire 2	W	TD
2008	#4 Boston College 4, #3 Vermont 0	W	TD
2010	#2 Boston College 7, #4 Maine 6 (OT)	W	TD
2011	#1 Boston College 5, #4 Merrimack 3	W	TD
2012	#1 Boston College 4, #4 Maine 1	W	TD

**Consolation Game (0-0-1)**

Year	Game	Result	Site
1997	#5 Boston College 2, #6 UMass Lowell 2 (OT)	T	FC

## BOSTON UNIVERSITY (68-38-1)

### Opening Round (2-1) 2 Appearances

Year	Game	Result	Site
2014	#9 Boston University 2, #8 Notre Dame 3	L	ND
2016	#5 Boston University 2, #12 Massachusetts 1 (OT)	W	BU
2016	#5 Boston University 5, #12 Massachusetts 4	W	BU

### Quarterfinals (45-23-1) 30 Appearances

Year	Game	Result	Site
1985	#2 Boston University 7, #7 Maine 4 (Gm1)	W	BU
1985	#2 Boston University 4, #7 Maine 2 (Gm2)	W	BU
1986	#2 Boston University 1, #7 New Hampshire 1 (Gm1)	T	BU
1986	#2 Boston University 4, #7 New Hampshire 3 (Gm2)	W	BU
1987	#4 Boston University 2, #5 Northeastern 3	L	BU
1988	#3 Boston University 2, #6 Providence 3 (Gm1)	L	BU
1988	#3 Boston University 4, #6 Providence 6 (Gm2)	L	BU
1989	#5 Boston University 2, #4 Providence 3	L	PC
1990	#3 Boston University 3, #6 Northeastern 4 (Gm1)	L	BU
1990	#3 Boston University 5, #6 Northeastern 2 (Gm2)	W	BU
1990	#3 Boston University 5, #6 Northeastern 3 (Gm3)	W	BU
1991	#3 Boston University 7, #6 Merrimack 1	W	BU
1992	#4 Boston University 2, #5 Boston College 5	L	BU
1993	#2 Boston University 6, #7 Boston College 2 (Gm1)	W	BU
1993	#2 Boston University 5, #7 Boston College 1 (Gm2)	W	BU
1994	#1 Boston University 8, #8 Maine 5 (Gm1)	W	BU
1994	#1 Boston University 4, #8 Maine 3 (Gm2)	W	BU
1995	#2 Boston University 4, #7 Merrimack 3	W	BU
1996	#1 Boston University 5, #8 Massachusetts 2 (Gm1)	W	BU
1996	#1 Boston University 14, #8 Massachusetts 1 (Gm2)	W	BU
1997	#1 Boston University 6, #8 Northeastern 2 (Gm1)	W	BU
1997	#1 Boston University 7, #8 Northeastern 1 (Gm2)	W	BU
1998	#1 Boston University 1, #8 Merrimack 4 (Gm1)	L	BU
1998	#1 Boston University 6, #8 Merrimack 5 (Gm2)	W	BU
1998	#1 Boston University 4, #8 Merrimack 5 (Gm3)	L	BU
1999	#5 Boston University 2, #4 Providence 8 (Gm1)	L	PC
1999	#5 Boston University 8, #4 Providence 2 (Gm2)	W	PC
1999	#5 Boston University 1, #4 Providence 5 (Gm3)	L	PC
2000	#1 Boston University 4, #8 Massachusetts 2 (Gm1)	W	BU
2000	#1 Boston University 5, #8 Massachusetts 2 (Gm2)	W	BU
2001	#6 Boston University 3, #3 Providence 6 (Gm1)	L	PC
2001	#6 Boston University 2, #3 Providence 1 (Gm2)	W	PC
2001	#6 Boston University 3, #3 Providence 4 2OT (Gm3)	L	PC
2002	#2 Boston University 3, #7 Providence 2 (Gm1)	W	BU
2002	#2 Boston University 4, #7 Providence 2 (Gm2)	W	BU
2003	#5 Boston University 5, #4 Providence 4 OT (Gm1)	W	PC
2003	#5 Boston University 7, #4 Providence 1 (Gm2)	W	PC
2004	#8 Boston University 3, #1 Boston College 2 (Gm1)	W	BC
2004	#8 Boston University 0, #1 Boston College 4 (Gm2)	L	BC
2004	#8 Boston University 4, #1 Boston College 2 (Gm3)	W	BC
2005	#2 Boston University 1, #7 Providence 4 (Gm1)	L	BU
2005	#2 Boston University 2, #7 Providence 0 (Gm2)	W	BU
2005	#2 Boston University 2, #7 Providence 0 (Gm3)	W	BU
2006	#1 Boston University 4, #8 Massachusetts 1 (Gm1)	W	BU
2006	#1 Boston University 4, #8 Massachusetts 1 (Gm2)	W	BU
2007	#3 Boston University 2, #6 Vermont 3 (Gm1)	L	BU
2007	#3 Boston University 2, #6 Vermont 0 (Gm2)	W	BU
2007	#3 Boston University 3, #6 Vermont 2 OT (Gm3)	W	BU
2008	#2 Boston University 5, #7 UMass Lowell 3 (Gm1)	W	BU
2008	#2 Boston University 1, #7 UMass Lowell 4 (Gm2)	L	BU
2008	#2 Boston University 4, #7 UMass Lowell 2 (Gm3)	W	BU
2009	#1 Boston University 2, #8 Maine 1 (Gm1)	W	BU
2009	#1 Boston University 3, #8 Maine 6 (Gm2)	L	BU
2009	#1 Boston University 6, #8 Maine 2 (Gm3)	W	BU
2010	#3 Boston University 3, #6 Merrimack 2 (Gm1)	W	BU
2010	#3 Boston University 2, #6 Merrimack 3 OT (Gm2)	L	BU
2010	#3 Boston University 3, #6 Merrimack 0 (Gm3)	W	BU
2011	#3 Boston University 2, #6 Northeastern 4 (Gm1)	L	BU
2011	#3 Boston University 5, #6 Northeastern 2 (Gm2)	W	BU
2011	#3 Boston University 4, #6 Northeastern 5 (Gm3)	L	BU
2012	#3 Boston University 2, #6 New Hampshire 3 2OT (Gm1)	L	BU
2012	#3 Boston University 4, #6 New Hampshire 2 (Gm2)	W	BU
2012	#3 Boston University 5, #6 New Hampshire 4 2OT (Gm3)	W	BU
2013	#3 Boston University 3, #6 Merrimack 0 (Gm1)	W	BU
2013	#3 Boston University 5, #6 Merrimack 3 (Gm2)	W	BU
2015	#1 Boston University 6, #11 Merrimack 2	W	BU
2015	#1 Boston University 4, #11 Merrimack 0	W	BU

### Quarterfinals (cont.)

Year	Game	Result	Site
2016	#5 Boston University 2, #4 UMass Lowell 3	L	UML
2016	#5 Boston University 0, #4 UMass Lowell 5	L	UML

### Boston University (cont.)

### Semifinals (11-11) 22 Appearances

Year	Game	Result	Site
1985	#2 Boston University 2, #3 Providence 5	L	PCC
1986	#2 Boston University 3, #4 Providence 2	W	PCC
1990	#3 Boston University 1, #2 Maine 3	L	ME
1991	#3 Boston University 7, #4 Providence 5	W	BG
1993	#2 Boston University 2, #3 New Hampshire 0	W	BG
1994	#1 Boston University 5, #4 Northeastern 2	W	BG
1995	#2 Boston University 4, #5 UMass Lowell 2	W	BG
1996	#1 Boston University 4, #4 Providence 5	L	FC
1997	#1 Boston University 3, #6 UMass Lowell 2	W	FC
2000	#1 Boston University 2, #4 Maine 4	L	FC
2002	#2 Boston University 3, #3 Maine 4	L	FC
2003	#5 Boston University 6, #2 Boston College 5 (2OT)	W	FC
2004	#8 Boston University 0, #2 Maine 1	L	FC
2005	#2 Boston University 2, #3 New Hampshire 5	L	TD
2006	#1 Boston University 9, #4 New Hampshire 2	W	TD
2007	#3 Boston University 2, #2 Boston College 6	L	TD
2008	#2 Boston University 1, #3 Vermont 3	L	TD
2009	#1 Boston University 3, #6 Boston College 2	W	TD
2010	#3 Boston University 2, #4 Maine 5	L	TD
2012	#3 Boston University 3, #4 Maine 5	L	TD
2013	#3 Boston University 6, #2 Boston College 3	W	TD
2015	#1 Boston University 4, #8 New Hampshire 1	W	TD

### Championship Game (8-3) 11 Appearances

Year	Game	Result	Site
1986	#2 Boston University 9, #1 Boston College 4	W	PCC
1991	#3 Boston University 4, #2 Maine 3 (OT)	W	BG
1993	#2 Boston University 2, #1 Maine 5	L	BG
1994	#1 Boston University 3, #2 UMass Lowell 2	W	BG
1995	#2 Boston University 3, #6 Providence 2	W	BG
1997	#1 Boston University 4, #2 New Hampshire 2	W	FC
2003	#5 Boston University 0, #1 New Hampshire 1 OT	L	FC
2006	#1 Boston University 2, #3 Boston College 1 (OT)	W	TD
2009	#1 Boston University 1, #5 UMass Lowell 0	W	TD
2013	#3 Boston University 0, #1 UMass Lowell 1	L	TD
2015	#1 Boston University 5, #4 UMass Lowell 3	W	TD

### Consolation Game (2-0)

Year	Game	Result	Site
1985	#2 Boston University 6, #5 Lowell 4	W	PCC
1996	#1 Boston University 7, #2 UMass Lowell 3	W	FC

## UNIVERSITY OF CONNECTICUT (0-4-0)

### Opening Round (0-4)

<u>Year</u>	<u>Game</u>	<u>Result</u>	<u>Site</u>
2015	#9 UConn 2, #8 New Hampshire 5	L	UNH
2015	#9 UConn 0, #8 New Hampshire 2	L	UNH
2016	#8 UConn 1, #9 Vermont 2	L	UConn
2016	#8 UConn 3, #9 Vermont 4	L	UConn

## UNIVERSITY OF MAINE (54-38-0)

### Opening Round (2-4) 3 Appearances

Year	Game	Result	Site
2014	#6 Maine 2, #11 Merrimack 0	W	ME
2015	#10 Maine 2, #7 Vermont 4	L	UVM
2015	#10 Maine 4, #7 Vermont 2	W	UVM
2015	#10 Maine 2, #7 Vermont 3 (OT)	L	UVM
2016	#11 Maine 2, #5 Northeastern 3 (OT)	L	NU
2016	#11 Maine 3, #5 Northeastern 4 (OT)	L	NU

### Quarterfinals (31-20) 25 Appearances

Year	Game	Result	Site
1985	#7 Maine 4, #2 Boston University 7 (Gm1)	L	BU
1985	#7 Maine 2, #2 Boston University 4 (Gm2)	L	BU
1986	#5 Maine 4, #4 Providence 5 (Gm1)	L	PC
1986	#5 Maine 2, #4 Providence 5 (Gm2)	L	PC
1987	#3 Maine 5, #6 Providence 2	W	ME
1990	#2 Maine 7, #7 Lowell 3 (Gm1)	W	ME
1990	#2 Maine 16, #7 Lowell 0 (Gm2)	W	ME
1991	#2 Maine 5, #7 Lowell 3	W	ME
1992	#1 Maine 7, #7 Merrimack 0	W	ME
1993	#1 Maine 6, #8 Northeastern 1	W	ME
1993	#1 Maine 9, #8 Northeastern 5	W	ME
1994	#8 Maine 5, #1 Boston University 8 (Gm1)	L	BU
1994	#8 Maine 3, #1 Boston University 4 (Gm2)	L	BU
1995	#1 Maine 7, #9 Massachusetts 4	W	ME
1996	#3 Maine 4, #6 New Hampshire 2 (Gm1)	W	ME
1996	#3 Maine 8, #6 New Hampshire 4 (Gm2)	W	ME
1998	#6 Maine 3, #3 New Hampshire 2 (2OT) (Gm1)	W	UNH
1998	#6 Maine 5, #3 New Hampshire 3 (Gm2)	W	UNH
1999	#2 Maine 3, #7 Massachusetts 1 (Gm1)	W	ME
1999	#2 Maine 5, #7 Massachusetts 2 (Gm2)	W	ME
2000	#4 Maine 5, #5 Providence 3 (Gm1)	W	ME
2000	#4 Maine 5, #5 Providence 4 (OT) (Gm2)	W	ME
2001	#2 Maine 2, #7 Northeastern 1 (Gm1)	W	ME
2001	#2 Maine 6, #7 Northeastern 3 (Gm2)	W	ME
2002	#3 Maine 7, #6 Boston College 3 (Gm1)	W	ME
2002	#3 Maine 4, #6 Boston College 2 (Gm2)	W	ME
2003	#3 Maine 3, #6 Massachusetts 5 (Gm1)	L	ME
2003	#3 Maine 2, #6 Massachusetts 4 (Gm2)	L	ME
2004	#2 Maine 2, #7 Merrimack 1 (Gm1)	W	ME
2004	#2 Maine 3, #7 Merrimack 2 (Gm2)	W	ME
2005	#4 Maine 7, #5 UMass Lowell 2 (Gm1)	W	ME
2005	#4 Maine 5, #5 UMass Lowell 1 (Gm2)	W	ME
2006	#2 Maine 4, #7 UMass Lowell 3 (OT) (Gm1)	W	ME
2006	#2 Maine 4, #7 UMass Lowell 3 (Gm2)	W	ME
2007	#5 Maine 2, #4 Massachusetts 3 (Gm1)	L	UM
2007	#5 Maine 2, #4 Massachusetts 5 (Gm2)	L	UM
2009	#8 Maine 1, #1 Boston University 2 (Gm1)	L	BU
2009	#8 Maine 6, #1 Boston University 3 (Gm2)	W	BU
2009	#8 Maine 2, #1 Boston University 6 (Gm3)	L	BU
2010	#4 Maine 1, #5 UMass Lowell 2 (Gm1)	L	ME
2010	#4 Maine 2, #5 UMass Lowell 0 (Gm2)	W	ME
2010	#4 Maine 3, #5 UMass Lowell 2 (OT) (Gm3)	W	ME
2011	#5 Maine 4, #4 Merrimack 5 (Gm1)	L	MC
2011	#5 Maine 2, #4 Merrimack 6 (Gm2)	L	MC
2012	#4 Maine 2, #5 Merrimack 1 (Gm1)	W	ME
2012	#4 Maine 2, #5 Merrimack 5 (Gm2)	L	ME
2012	#4 Maine 2, #5 Merrimack 1 (Gm3)	W	ME
2013	#8 Maine 1, #1 UMass Lowell 4 (Gm1)	L	UML
2013	#8 Maine 1, #1 UMass Lowell 2 (OT) (Gm1)	L	UML
2014	#6 Maine 1, #3 Providence 3 (Gm1)	L	PC
2014	#6 Maine 2, #3 Providence 4 (Gm2)	L	PC

## Maine (cont.)

### Semifinals (15-5) 20 Appearances

Year	Game	Result	Site
1987	#3 Maine 5, #2 Lowell 4	W	BG
1988	#1 Maine 6, #6 Providence 5 (Gm1)	W	ME
1988	#1 Maine 11, #6 Providence 2 (Gm2)	W	ME
1989	#2 Maine 3, #3 Northeastern 2 (OT)	W	BC
1990	#2 Maine 3, #3 Boston University 1	W	ME
1991	#2 Maine 4, #8 Northeastern 3 (OT)	W	BG
1992	#1 Maine 7, #5 Boston College 3	W	BG
1993	#1 Maine 7, #4 Lowell 5	W	BG
1995	#1 Maine 3, #6 Providence 7	L	BG
1996	#3 Maine 5, #2 UMass Lowell 2	W	FC
1998	#6 Maine 6, #5 UMass Lowell 2	W	FC
1999	#2 Maine 2, #3 Boston College 3	L	FC
2000	#4 Maine 4, #1 Boston University 2	W	FC
2001	#2 Maine 3, #3 Providence 4	L	FC
2002	#3 Maine 4, #2 Boston University 3	W	FC
2004	#2 Maine 1, #8 Boston University 0	W	FC
2005	#4 Maine 1, #1 Boston College 2 (2OT)	L	TD
2006	#2 Maine 1, #3 Boston College 4	L	TD
2010	#4 Maine 5, #3 Boston University 2	W	TD
2012	#4 Maine 5, #3 Boston University 3	W	TD

### Championship Game (5-9) 14 Appearances

Year	Game	Result	Site
1987	#3 Maine 2, #1 Boston College 4	L	BG
1988	#1 Maine 3, #2 Northeastern 4	L	BG
1989	#2 Maine 5, #1 Boston College 4	W	BC
1990	#2 Maine 3, #1 Boston College 4	L	BC
1991	#2 Maine 3, #3 Boston University 4 (OT)	L	BG
1992	#1 Maine 4, #2 New Hampshire 1	W	BG
1993	#1 Maine 5, #2 Boston University 2	W	BG
1996	#3 Maine 2, #4 Providence 3	L	FC
1998	#6 Maine 2, #2 Boston College 3	L	FC
2000	#4 Maine 2, #3 Boston College 1	W	FC
2002	#3 Maine 1, #1 New Hampshire 3	L	FC
2004	#2 Maine 2, #3 Massachusetts 1 (3OT)	W	FC
2010	#4 Maine 6, #2 Boston College 7 (OT)	L	TD
2012	#4 Maine 1, #1 Boston College 4	L	TD

### Consolation Game (1-0)

Year	Game	Result	Site
1995	#1 Maine 6, #5 UMass Lowell 0	W	BG

## UNIVERSITY OF MASSACHUSETTS (10-31-0)

### Opening Round (2-5) 4 Appearances

Year	Game	Result	Site
1995	#9 Massachusetts 5, #8 Boston College 4	W	BC
2014	#10 Massachusetts 1, #7 Vermont 2	L	UVM
2015	#12 Massachusetts 4, #5 Notre Dame 3 5OT	W	ND
2015	#12 Massachusetts 3, #5 Notre Dame 5	L	ND
2015	#12 Massachusetts 0, #5 Notre Dame 7	L	ND
2016	#12 Massachusetts 1, #5 Boston University 2 (OT)	L	BU
2016	#12 Massachusetts 4, #5 Boston University 5	L	BU

### Quarterfinals (7-23) 15 Appearances

Year	Game	Result	Site
1995	#9 Massachusetts 4, #1 Maine 7	L	ME
1996	#8 Massachusetts 2, #1 Boston University 5 (Gm1)	L	BU
1996	#8 Massachusetts 1, #1 Boston University 14 (Gm2)	L	BU
1997	#7 Massachusetts 1, #2 New Hampshire 5 (Gm1)	L	UNH
1997	#7 Massachusetts 2, #2 New Hampshire 8 (Gm2)	L	UNH
1999	#7 Massachusetts 1, #2 Maine 3 (Gm1)	L	ME
1999	#7 Massachusetts 2, #2 Maine 5 (Gm2)	L	ME
2000	#8 Massachusetts 2, #1 Boston University 4 (Gm1)	L	BU
2000	#8 Massachusetts 2, #1 Boston University 5 (Gm2)	L	BU
2003	#6 Massachusetts 5, #3 Maine 3 (Gm1)	W	ME
2003	#6 Massachusetts 4, #3 Maine 2 (Gm2)	W	ME
2004	#3 Massachusetts 6, #6 UMass Lowell 3 (Gm1)	W	UM
2004	#3 Massachusetts 3, #6 UMass Lowell 1 (Gm2)	W	UM
2005	#8 Massachusetts 2, #1 Boston College 3 (OT) (Gm1)	L	BC
2005	#8 Massachusetts 1, #1 Boston College 5 (Gm2)	L	BC
2006	#8 Massachusetts 1, #1 Boston University 4 (Gm1)	L	BU
2006	#8 Massachusetts 1, #1 Boston University 4 (Gm2)	L	BU
2007	#4 Massachusetts 3, #5 Maine 2 (Gm1)	W	UM
2007	#4 Massachusetts 5, #5 Maine 2 (Gm2)	W	UM
2008	#8 Massachusetts 1, #1 New Hampshire 4 (Gm1)	L	UNH
2008	#8 Massachusetts 2, #1 New Hampshire 7 (Gm2)	L	UNH
2009	#7 Massachusetts 2, #2 Northeastern 1 (Gm1)	W	NU
2009	#7 Massachusetts 1, #2 Northeastern 4 (Gm2)	L	NU
2009	#7 Massachusetts 2, #2 Northeastern 3 (OT) (Gm3)	L	NU
2010	#7 Massachusetts 5, #2 Boston College 6 (Gm1)	L	BC
2010	#7 Massachusetts 2, #2 Boston College 5 (Gm2)	L	BC
2011	#8 Massachusetts 1, #1 Boston College 4 (Gm1)	L	BC
2011	#8 Massachusetts 2, #1 Boston College 4 (Gm2)	L	BC
2012	#8 Massachusetts 1, #1 Boston College 2 (Gm1)	L	BC
2012	#8 Massachusetts 2, #1 Boston College 3 (Gm2)	L	BC

### Semifinals (1-2)

Year	Game	Result	Site
2003	#6 Massachusetts 4, #1 New Hampshire 5	L	FC
2004	#3 Massachusetts 5, #4 New Hampshire 2	W	FC
2007	#4 Massachusetts 2, #1 New Hampshire 3 (2OT)	L	TD

### Championship Game (0-1)

Year	Game	Result	Site
2004	#3 Massachusetts 1, #2 Maine 2 (3OT)	L	FC

**UMASS LOWELL (41-45-3)****Opening Round (0-0-0)**

Year	Game	Result	Site
------	------	--------	------

**Quarterfinals (30-27-2) 28 Appearances**

Year	Game	Result	Site
1985	#5 Lowell 7, #4 New Hampshire 6 (Gm1)	W	UNH
1985	#5 Lowell 4, #4 New Hampshire 8 (Gm2)	L	UNH
1986	#6 Lowell 4, #3 Northeastern 2 (Gm1)	W	NU
1986	#6 Lowell 3, #3 Northeastern 4 (Gm2)	L	NU
1988	#4 Lowell 3, #5 Boston College 3 (Gm1)	T	UML
1988	#4 Lowell 5, #5 Boston College 2 (Gm2)	W	UML
1990	#7 Lowell 3, #2 Maine 7 (Gm1)	L	ME
1990	#7 Lowell 0, #2 Maine 16 (Gm2)	L	ME
1991	#7 Lowell 3, #2 Maine 5	L	ME
1992	#6 UMass Lowell 0, #3 Providence 7	L	PC
1993	#4 UMass Lowell 7, #5 Providence 4 (Gm1)	W	UML
1993	#4 UMass Lowell 3, #5 Providence 3 (OT) (Gm2)	T	UML
1994	#2 UMass Lowell 7, #7 Merrimack 1 (Gm1)	W	UML
1994	#2 UMass Lowell 3, #7 Merrimack 0 (Gm2)	W	UML
1995	#5 UMass Lowell 5, #4 Northeastern 2	W	NU
1996	#2 UMass Lowell 7, #7 Northeastern 3 (Gm1)	W	UML
1996	#2 UMass Lowell 4, #7 Northeastern 3 (Gm2)	W	UML
1997	#6 UMass Lowell 6, #3 Providence 2 (Gm1)	W	PC
1997	#6 UMass Lowell 6, #3 Providence 5 (Gm2)	W	PC
1998	#5 UMass Lowell 8, #4 Northeastern 2 (Gm1)	W	NU
1998	#5 UMass Lowell 2, #4 Northeastern 3 (Gm2)	L	NU
1998	#5 UMass Lowell 5, #4 Northeastern 1 (Gm3)	W	NU
1999	#6 UMass Lowell 0, #3 Boston College 5 (Gm1)	L	BC
1999	#6 UMass Lowell 4, #3 Boston College 5 (Gm2)	L	BC
2001	#5 UMass Lowell 2, #4 New Hampshire 4 (Gm1)	L	UNH
2001	#5 UMass Lowell 2, #4 New Hampshire 1 (Gm2)	W	UNH
2001	#5 UMass Lowell 2, #4 New Hampshire 1 (Gm3)	W	UNH
2002	#4 UMass Lowell 5, #5 Northeastern 2 (Gm1)	W	UML
2002	#4 UMass Lowell 2, #5 Northeastern 4 (Gm2)	L	UML
2002	#4 UMass Lowell 3, #5 Northeastern 1 (Gm3)	W	UML
2003	#8 UMass Lowell 4, #1 New Hampshire 8 (Gm1)	L	UNH
2003	#8 UMass Lowell 4, #1 New Hampshire 8 (Gm2)	L	UNH
2004	#6 UMass Lowell 3, #3 Massachusetts 6 (Gm1)	L	UM
2004	#6 UMass Lowell 1, #3 Massachusetts 3 (Gm2)	L	UM
2005	#5 UMass Lowell 2, #4 Maine 7 (Gm1)	L	ME
2005	#5 UMass Lowell 1, #4 Maine 5 (Gm2)	L	ME
2006	#7 UMass Lowell 3, #2 Maine 4 (OT) (Gm1)	L	ME
2006	#7 UMass Lowell 3, #2 Maine 4 (Gm2)	L	ME
2008	#7 UMass Lowell 3, #2 Boston University 5 (Gm1)	L	BU
2008	#7 UMass Lowell 4, #2 Boston University 1 (Gm2)	W	BU
2008	#7 UMass Lowell 2, #2 Boston University 4 (Gm3)	L	BU
2009	#5 UMass Lowell 4, #4 Vermont 3 (OT) (Gm1)	W	UVM
2009	#5 UMass Lowell 4, #4 Vermont 2 (Gm2)	W	UVM
2010	#5 UMass Lowell 2, #4 Maine 1 (Gm1)	W	ME
2010	#5 UMass Lowell 0, #4 Maine 2 (Gm2)	L	ME
2010	#5 UMass Lowell 2, #4 Maine 3 (OT) (Gm3)	L	ME
2012	#2 UMass Lowell 3, #7 Providence 5 (Gm1)	L	UML
2012	#2 UMass Lowell 3, #7 Providence 2 (OT) (Gm2)	W	UML
2012	#2 UMass Lowell 0, #7 Providence 1 (Gm3)	L	UML
2013	#1 UMass Lowell 4, #8 Maine 1 (Gm1)	W	UML
2013	#1 UMass Lowell 2, #8 Maine 1 (OT) (Gm2)	W	UML
2014	#2 UMass Lowell 3, #7 Vermont 2 (Gm1)	W	UML
2014	#2 UMass Lowell 2, #7 Vermont 3 (OT) (Gm2)	L	UML
2014	#2 UMass Lowell 2, #7 Vermont 1 (Gm3)	W	UML
2015	#4 UMass Lowell 5, #5 Notre Dame 0	W	UML
2015	#4 UMass Lowell 2, #5 Notre Dame 4	L	UML
2015	#4 UMass Lowell 6, #5 Notre Dame 4	W	UML
2016	#4 UMass Lowell 3, #5 Boston University 2	W	UML
2016	#4 UMass Lowell 5, #5 Boston University 0	W	UML

**UMass Lowell (cont.)****Semifinals (7-11) 18 Appearances**

Year	Game	Result	Site
1985	#5 Lowell 5, #1 Boston College 6	L	PCC
1986	#6 Lowell 2, #1 Boston College 5	L	PCC
1987	#2 Lowell 4, #3 Maine 5	L	BG
1988	#4 Lowell 1, #2 Northeastern 3 (Gm1)	L	BG
1988	#4 Lowell 2, #2 Northeastern 1 (Gm2)	W	BG
1993	#4 Lowell 5, #1 Maine 7	L	BG
1994	#2 UMass Lowell 4, #3 New Hampshire 2	W	BG
1995	#5 UMass Lowell 2, #2 Boston University 4	L	BG
1996	#2 UMass Lowell 2, #3 Maine 5	L	FC
1997	#6 UMass Lowell 2, #1 Boston University 3	L	FC
1998	#5 UMass Lowell 2, #6 Maine 6	L	FC
2001	#5 UMass Lowell 1, #1 Boston College 5	L	FC
2002	#4 UMass Lowell 3, #1 New Hampshire 4	L	FC
2009	#5 UMass Lowell 3, #2 Northeastern 2 (OT)	W	TD
2013	#1 UMass Lowell 2, #4 Providence 1	W	TD
2014	#2 UMass Lowell 4, #8 Notre Dame 0	W	TD
2015	#4 UMass Lowell 4, #7 Vermont 1	W	TD
2016	#4 UMass Lowell 2, #2 Providence 1 (3OT)	W	TD

**Championship Game (2-4) 6 Appearances**

Year	Game	Result	Site
1994	#2 UMass Lowell 2, #1 Boston University 3	L	BG
2009	#5 UMass Lowell 0, #1 Boston University 1	L	TD
2013	#1 UMass Lowell 1, #3 Boston University 0	W	TD
2014	#2 UMass Lowell 4, #4 New Hampshire 0	W	TD
2015	#4 UMass Lowell 3, #1 Boston University 5	L	TD
2016	#4 UMass Lowell 1, #6 Northeastern 3	L	TD

**Consolation Game (2-3-1)**

Year	Game	Result	Site
1985	#5 Lowell 4, #2 Boston University 6	L	PCC
1986	#6 Lowell 8, #4 Providence 5	W	PCC
1993	#4 UMass Lowell 5, #3 New Hampshire 4 (OT)	W	BG
1995	#5 UMass Lowell 0, #1 Maine 6	L	BG
1996	#2 UMass Lowell 3, #1 Boston University 7	L	FC
1997	#6 UMass Lowell 2, #5 Boston College 2	T	FC

## MERRIMACK COLLEGE (12-28-0)

### Opening Round (4-2) 3 Appearances

Year	Game	Result	Site
2014	#11 Merrimack 0, #6 Maine 2	L	ME
2015	#11 Merrimack 3, #6 Northeastern 2 OT	W	NU
2015	#11 Merrimack 2, #6 Northeastern 1 OT	W	NU
2016	#7 Merrimack 1, #10 New Hampshire 3	L	MC
2016	#7 Merrimack 3, #10 New Hampshire 2 (OT)	W	MC
2016	#7 Merrimack 2, #10 New Hampshire 1	W	MC

### Quarterfinals (7-34) 20 Appearances

Year	Game	Result	Site
1990	#8 Merrimack 1, #1 Boston College 3 (Gm1)	L	BC
1990	#8 Merrimack 6, #1 Boston College 3 (Gm2)	W	BC
1990	#8 Merrimack 5, #1 Boston College 8 (Gm3)	L	BC
1991	#6 Merrimack 1, #3 Boston University 7	L	BU
1992	#8 Merrimack 0, #1 Maine 7	L	ME
1993	#6 Merrimack 3, #3 New Hampshire 5 (Gm1)	L	UNH
1993	#6 Merrimack 2, #3 New Hampshire 9 (Gm2)	L	UNH
1994	#7 Merrimack 1, #2 UMass Lowell 7 (Gm1)	L	UML
1994	#7 Merrimack 0, #2 UMass Lowell 3 (Gm2)	L	UML
1995	#7 Merrimack 3, #2 Boston University 4	L	BU
1997	#4 Merrimack 6, #5 Boston College 7 (Gm1)	L	MC
1997	#4 Merrimack 3, #5 Boston College 5 (Gm2)	L	MC
1998	#8 Merrimack 4, #1 Boston University 1 (Gm1)	W	BU
1998	#8 Merrimack 5, #1 Boston University 6 (Gm2)	L	BU
1998	#8 Merrimack 5, #1 Boston University 4 (Gm3)	W	BU
1999	#8 Merrimack 2, #1 New Hampshire 3 (Gm1)	L	UNH
1999	#8 Merrimack 4, #1 New Hampshire 5 (Gm2)	L	UNH
2000	#7 Merrimack 2, #2 New Hampshire 5 (Gm1)	L	UNH
2000	#7 Merrimack 2, #2 New Hampshire 3 (OT) (Gm2)	L	UNH
2001	#8 Merrimack 0, #1 Boston College 1 (Gm1)	L	BC
2001	#8 Merrimack 1, #1 Boston College 5 (Gm2)	L	BC
2002	#8 Merrimack 2, #1 New Hampshire 6 (Gm1)	L	UNH
2002	#8 Merrimack 4, #1 New Hampshire 5 (OT) (Gm2)	L	UNH
2003	#7 Merrimack 1, #2 Boston College 4 (Gm1)	L	BC
2003	#7 Merrimack 1, #2 Boston College 2 (Gm2)	L	BC
2004	#7 Merrimack 1, #2 Maine 2 (Gm1)	L	ME
2004	#7 Merrimack 2, #2 Maine 3 (Gm2)	L	ME
2010	#6 Merrimack 2, #3 Boston University 3 (Gm1)	L	BU
2010	#6 Merrimack 3, #3 Boston University 2 (OT) (Gm2)	W	BU
2010	#6 Merrimack 0, #3 Boston University 3 (Gm3)	L	BU
2011	#4 Merrimack 5, #5 Maine 4 (Gm1)	W	MC
2011	#4 Merrimack 6, #5 Maine 2 (Gm2)	W	MC
2012	#5 Merrimack 1, #4 Maine 2 (Gm1)	L	ME
2012	#5 Merrimack 5, #4 Maine 2 (Gm2)	W	ME
2012	#5 Merrimack 1, #4 Maine 2 (Gm3)	L	ME
2013	#6 Merrimack 0, #3 Boston University 3 (Gm1)	L	BU
2013	#6 Merrimack 3, #3 Boston University 5 (Gm2)	L	BU
2015	#11 Merrimack 2, #1 Boston University 6 (Gm1)	L	BU
2015	#11 Merrimack 0, #1 Boston University 4 (Gm2)	L	BU
2016	#7 Merrimack 1, #2 Providence 3	L	PC
2016	#7 Merrimack 0, #2 Providence 2	L	PC

### Semifinals (1-1)

Year	Game	Result	Site
1998	#8 Merrimack 2, #2 Boston College 7	L	FC
2011	#4 Merrimack 4, #2 New Hampshire 1	W	TD

### Championship Game (0-1)

Year	Game	Result	Site
2011	#4 Merrimack 3, #1 Boston College 5	L	TD



## UNIVERSITY OF NEW HAMPSHIRE (51-41-2)

### Opening Round (3-2) 2 Appearances

Year	Game	Result	Site
2015	#8 New Hampshire 5, #9 UConn 2	W	UNH
2015	#8 New Hampshire 2, #9 UConn 0	W	UNH
2016	#10 New Hampshire 3, #7 Merrimack 1	W	MC
2016	#10 New Hampshire 2, #7 Merrimack 3 (OT)	L	MC
2016	#10 New Hampshire 1, #7 Merrimack 2	L	MC

### Quarterfinals (38-23-1) 27 Appearances

Year	Game	Result	Site
1985	#4 New Hampshire 6, #5 Lowell 7 (Gm1)	L	UNH
1985	#4 New Hampshire 8, #5 Lowell 4 (Gm2)	W	UNH
1986	#7 New Hampshire 1, #2 Boston University 1 (Gm1)	T	BU
1986	#7 New Hampshire 3, #2 Boston University 4 (Gm2)	L	BU
1989	#6 New Hampshire 4, #3 Northeastern 5 (OT)	L	NU
1990	#5 New Hampshire 1, #4 Providence 5 (Gm1)	L	PC
1990	#5 New Hampshire 2, #4 Providence 0 (Gm2)	W	PC
1990	#5 New Hampshire 7, #4 Providence 4 (Gm3)	W	PC
1991	#5 New Hampshire 1, #4 Providence 4	L	PC
1992	#2 New Hampshire 4, #7 Northeastern 2	W	UNH
1993	#3 New Hampshire 5, #6 Merrimack 3 (Gm1)	W	UNH
1993	#3 New Hampshire 9, #6 Merrimack 2 (Gm2)	W	UNH
1994	#3 New Hampshire 4, #6 Boston College 1 (Gm1)	W	UNH
1994	#3 New Hampshire 6, #6 Boston College 5 (OT) (Gm 2)	W	UNH
1995	#3 New Hampshire 2, #6 Providence 3 (OT)	L	UNH
1996	#6 New Hampshire 2, #3 Maine 4 (Gm1)	L	ME
1996	#6 New Hampshire 4, #3 Maine 8 (Gm2)	L	ME
1997	#2 New Hampshire 5, #7 Massachusetts 1 (Gm1)	W	UNH
1997	#2 New Hampshire 8, #7 Massachusetts 2 (Gm2)	W	UNH
1998	#3 New Hampshire 2, #6 Maine 3 (2OT) (Gm1)	L	UNH
1998	#3 New Hampshire 3, #6 Maine 5 (Gm2)	L	UNH
1999	#1 New Hampshire 3, #8 Merrimack 2 (Gm1)	W	UNH
1999	#1 New Hampshire 5, #8 Merrimack 4 (Gm2)	W	UNH
2000	#2 New Hampshire 5, #7 Merrimack 2 (Gm1)	W	UNH
2000	#2 New Hampshire 3, #7 Merrimack 2 (OT) (Gm2)	W	UNH
2001	#4 New Hampshire 4, #5 UMass Lowell 2 (Gm1)	W	UNH
2001	#4 New Hampshire 1, #5 UMass Lowell 2 (Gm2)	L	UNH
2001	#4 New Hampshire 1, #5 UMass Lowell 2 (Gm3)	L	UNH
2002	#1 New Hampshire 6, #8 Merrimack 2 (Gm1)	W	UNH
2002	#1 New Hampshire 5, #8 Merrimack 4 (OT) (Gm2)	W	UNH
2003	#1 New Hampshire 8, #8 UMass Lowell 4 (Gm1)	W	UNH
2003	#1 New Hampshire 8, #8 UMass Lowell 4 (Gm2)	W	UNH
2004	#4 New Hampshire 2, #5 Providence 1 (Gm1)	W	UNH
2004	#4 New Hampshire 3, #5 Providence 4 (OT) (Gm2)	L	UNH
2004	#4 New Hampshire 1, #5 Providence 0 (Gm3)	W	UNH
2005	#3 New Hampshire 6, #6 Northeastern 1 (Gm1)	W	UNH
2005	#3 New Hampshire 4, #6 Northeastern 0 (Gm2)	W	UNH
2006	#4 New Hampshire 4, #5 Providence 0 (Gm1)	W	UNH
2006	#4 New Hampshire 2, #5 Providence 1 (2OT) (Gm 2)	W	UNH
2007	#1 New Hampshire 4, #8 Providence 0 (Gm1)	W	UNH
2007	#1 New Hampshire 6, #8 Providence 0 (Gm2)	W	UNH
2008	#1 New Hampshire 4, #8 Massachusetts 1 (Gm1)	W	UNH
2008	#1 New Hampshire 7, #8 Massachusetts 2 (Gm2)	W	UNH
2009	#3 New Hampshire 3, #6 Boston College 5 (Gm1)	L	UNH
2009	#3 New Hampshire 0, #6 Boston College 1 (Gm2)	L	UNH
2010	#1 New Hampshire 7, #8 Vermont 4 (Gm1)	W	UNH
2010	#1 New Hampshire 0, #8 Vermont 1 (Gm2)	L	UNH
2010	#1 New Hampshire 0, #8 Vermont 1 (OT) (Gm3)	L	UNH
2011	#2 New Hampshire 3, #7 Vermont 1 (Gm1)	W	UNH
2011	#2 New Hampshire 4, #7 Vermont 3 (Gm2)	W	UNH
2012	#6 New Hampshire 3, #3 Boston Univ. 2 (2OT) (Gm1)	W	UNH
2012	#6 New Hampshire 2, #3 Boston University 4 (Gm2)	L	UNH
2012	#6 New Hampshire 4, #3 Boston Univ. 5 (2OT) (Gm3)	L	UNH
2013	#5 New Hampshire 2, #4 Providence 3 (Gm1)	L	PC
2013	#5 New Hampshire 4, #4 Providence 1 (Gm2)	W	PC
2013	#5 New Hampshire 2, #4 Providence 3 (Gm3)	L	PC
2014	#4 New Hampshire 1, #5 Northeastern 0 (Gm1)	W	UNH
2014	#4 New Hampshire 4, #5 Northeastern 5 (OT) (Gm 2)	L	UNH
2014	#4 New Hampshire 5, #5 Northeastern 4 (Gm3)	W	UNH
2015	#8 New Hampshire 2, #2 Providence 1 (OT)	W	PC
2015	#8 New Hampshire 1, #2 Providence 2	L	PC
2015	#8 New Hampshire 2, #2 Providence 1 (OT)	W	PC

## New Hampshire (cont.)

### Semifinals (8-9) 17 Appearances

Year	Game	Result	Site
1990	#5 New Hampshire 4, #1 Boston College 5 (OT)	L	BC
1992	#2 New Hampshire 5, #3 Providence 3	W	BG
1993	#3 New Hampshire 0, #2 Boston University 2	L	BG
1994	#3 New Hampshire 2, #2 UMass Lowell 4	L	BG
1997	#2 New Hampshire 4, #5 Boston College 0	W	FC
1999	#1 New Hampshire 6, #4 Providence 2	W	FC
2000	#2 New Hampshire 1, #3 Boston College 2	L	FC
2002	#1 New Hampshire 4, #5 UMass Lowell 3	W	FC
2003	#1 New Hampshire 5, #6 Massachusetts 4	W	FC
2004	#4 New Hampshire 2, #3 Massachusetts 5	L	FC
2005	#3 New Hampshire 5, #2 Boston University 2	W	TD
2006	#4 New Hampshire 2, #1 Boston University 9	L	TD
2007	#1 New Hampshire 3, #4 Massachusetts 2 (2OT)	W	TD
2008	#1 New Hampshire 4, #4 Boston College 5 (3OT)	L	TD
2011	#2 New Hampshire 1, #4 Merrimack 4	L	TD
2014	#4 New Hampshire 3, #3 Providence 1	W	TD
2015	#8 New Hampshire 1, #1 Boston University 4	L	TD

### Championship Game (2-6)

Year	Game	Result	Site
1992	#2 New Hampshire 1, #1 Maine 4	L	BG
1997	#2 New Hampshire 2, #1 Boston University 4	L	FC
1999	#1 New Hampshire 4, #3 Boston College 5 (OT)	L	FC
2002	#1 New Hampshire 3, #3 Maine 1	W	FC
2003	#1 New Hampshire 1, #5 Boston University 0 (OT)	W	FC
2005	#3 New Hampshire 1, #1 Boston College 3	L	TD
2007	#1 New Hampshire 2, #2 Boston College 5	L	TD
2014	#4 New Hampshire 0, #2 UMass Lowell 4	L	TD

### Consolation Game (0-1-1)

Year	Game	Result	Site
1993	#3 New Hampshire 4, #4 UMass Lowell 5 (OT)	L	BG
1994	#3 New Hampshire 4, #4 Northeastern 4	T	BG

## NORTHEASTERN UNIVERSITY (23-41-1)

### Opening Round (2-2) 2 Appearances

Year	Game	Result	Site
2015	#6 Northeastern 2, #11 Merrimack 3 (OT)	L	NU
2015	#6 Northeastern 1, #11 Merrimack 2 (OT)	L	NU
2016	#6 Northeastern 3, #11 Maine 2 (OT)	W	NU
2016	#6 Northeastern 4, #11 Maine 3 (OT)	W	NU

### Quarterfinals (17-31) 22 Appearances

Year	Game	Result	Site
1985	#6 Northeastern 2, #3 Providence 3 (Gm1)	L	PC
1985	#6 Northeastern 0, #3 Providence 3 (Gm2)	L	PC
1986	#3 Northeastern 2, #6 Lowell 4 (Gm1)	L	NU
1986	#3 Northeastern 4, #6 Lowell 3 (Gm2)	W	NU
1987	#5 Northeastern 3, #4 Boston University 2	W	BU
1989	#3 Northeastern 5, #6 New Hampshire 4 (OT)	W	NU
1990	#6 Northeastern 4, #3 Boston University 3 (Gm1)	W	BU
1990	#6 Northeastern 2, #3 Boston University 5 (Gm2)	L	BU
1990	#6 Northeastern 3, #3 Boston University 5 (Gm3)	L	BU
1991	#8 Northeastern 6, #1 Boston College 5	W	BC
1992	#7 Northeastern 2, #2 New Hampshire 4	L	UNH
1993	#8 Northeastern 1, #1 Maine 6 (Gm1)	L	ME
1993	#8 Northeastern 5, #1 Maine 9 (Gm2)	L	ME
1994	#4 Northeastern 4, #5 Providence 3 (Gm1)	W	NU
1994	#4 Northeastern 2, #5 Providence 1 (OT) (Gm2)	W	NU
1995	#4 Northeastern 2, #5 UMass Lowell 5	L	NU
1996	#7 Northeastern 3, #2 UMass Lowell 7 (Gm1)	L	UML
1996	#7 Northeastern 3, #2 UMass Lowell 4 (Gm2)	L	UML
1997	#8 Northeastern 2, #1 Boston University 6 (Gm1)	L	BU
1997	#8 Northeastern 1, #1 Boston University 7 (Gm2)	L	BU
1998	#4 Northeastern 2, #5 UMass Lowell 8 (Gm1)	L	NU
1998	#4 Northeastern 3, #5 UMass Lowell 2 (Gm2)	W	NU
1998	#4 Northeastern 1, #5 UMass Lowell 5 (Gm3)	L	NU
2000	#6 Northeastern 4, #3 Boston College 8 (Gm1)	L	BC
2000	#6 Northeastern 2, #3 Boston College 3 (Gm2)	L	BC
2001	#7 Northeastern 1, #2 Maine 2 (Gm1)	L	ME
2001	#7 Northeastern 3, #2 Maine 6 (Gm2)	L	ME
2002	#5 Northeastern 2, #4 UMass Lowell 5 (Gm1)	L	UML
2002	#5 Northeastern 4, #4 UMass Lowell 2 (Gm2)	W	UML
2002	#5 Northeastern 1, #4 UMass Lowell 3 (Gm3)	L	UML
2005	#6 Northeastern 1, #3 New Hampshire 6 (Gm1)	L	UNH
2005	#6 Northeastern 0, #3 New Hampshire 4 (Gm2)	L	UNH
2007	#7 Northeastern 0, #2 Boston College 3 (Gm1)	L	BC
2007	#7 Northeastern 1, #2 Boston College 7 (Gm2)	L	BC
2008	#6 Northeastern 0, #3 Vermont 1 (Gm1)	L	UVM
2008	#6 Northeastern 2, #3 Vermont 1 (OT) (Gm2)	W	UVM
2008	#6 Northeastern 1, #3 Vermont 4 (Gm3)	L	UVM
2009	#2 Northeastern 1, #7 Massachusetts 2 (Gm1)	L	NU
2009	#2 Northeastern 4, #7 Massachusetts 1 (Gm2)	W	NU
2009	#2 Northeastern 3, #7 Massachusetts 2 (OT) (Gm3)	W	NU
2011	#6 Northeastern 4, #3 Boston University 2 (Gm1)	W	BU
2011	#6 Northeastern 2, #3 Boston University 5 (Gm2)	L	BU
2011	#6 Northeastern 5, #4 Boston University 4 (Gm3)	W	BU
2014	#5 Northeastern 0, #4 New Hampshire 1 (Gm1)	L	UNH
2014	#5 Northeastern 5, #4 New Hampshire 4 (OT) (Gm 2)	W	UNH
2014	#5 Northeastern 4, #4 New Hampshire 5 (Gm3)	L	UNH
2016	#6 Northeastern 3, #3 Notre Dame 1	W	ND
2016	#6 Northeastern 6, #3 Notre Dame 4	W	ND

### Semifinals (2-7)

Year	Game	Result	Site
1987	#5 Northeastern 3, #1 Boston College 9	L	BG
1988	#2 Northeastern 3, #4 Lowell 1 (Gm1)	W	BG
1988	#2 Northeastern 1, #4 Lowell 2 (Gm2)	L	BG
1989	#3 Northeastern 2, #2 Maine 3 (OT)	L	ME
1991	#8 Northeastern 3, #2 Maine 4	L	BG
1994	#4 Northeastern 2, #1 Boston University 5	L	BG
2009	#2 Northeastern 2, #5 UMass Lowell 3 (OT)	L	TD
2011	#6 Northeastern 4, #1 Boston College 5	L	TD
2016	#6 Northeastern 5, #1 Boston College 4	W	TD

### Championship Game (2-0)

Year	Game	Result	Site
1988	#2 Northeastern 4, #1 Maine 3	W	BG
2016	#6 Northeastern 3, #4 UMass Lowell 2	W	TD

### Consolation Game (0-1-1)

Year	Game	Result	Site
1989	#3 Northeastern 2, #4 Providence 3	L	BC
1994	#4 Northeastern 4, #3 New Hampshire 4	T	BG

## UNIVERSITY OF NOTRE DAME (6-7-0)

### Opening Round (3-1) 2 appearances

<u>Year</u>	<u>Game</u>	<u>Result</u>	<u>Site</u>
2014	#8 Notre Dame 3, #9 Boston University 2	W	ND
2015	#5 Notre Dame 3, #12 Massachusetts 4 5OT	L	ND
2015	#5 Notre Dame 5, #12 Massachusetts 3	W	ND
2015	#5 Notre Dame 7, #12 Massachusetts 0	W	ND

### Quarterfinals (3-5) 3 appearances

<u>Year</u>	<u>Game</u>	<u>Result</u>	<u>Site</u>
2014	#8 Notre Dame 7, #1 Boston College 2 (Gm1)	W	BC
2014	#8 Notre Dame 2, #1 Boston College 4 (Gm2)	L	BC
2014	#8 Notre Dame 4, #1 Boston College 2 (Gm3)	W	BC
2015	#5 Notre Dame 0, #4 UMass Lowell 5	L	UML
2015	#5 Notre Dame 4, #4 UMass Lowell 2	W	UML
2015	#5 Notre Dame 4, #4 UMass Lowell 6	L	UML
2016	#3 Notre Dame 1, #6 Northeastern 3	L	ND
2016	#3 Notre Dame 4, #6 Northeastern 6	L	ND

### Semifinals (0-1) 1 Appearance

<u>Year</u>	<u>Game</u>	<u>Result</u>	<u>Site</u>
2014	#8 Notre Dame 0, #2 UMass Lowell 4	L	TD

## PROVIDENCE COLLEGE (35-46-1)

### Quarterfinals (28-32-1) 27 Appearances

Year	Game	Result	Site
1985	#3 Providence 3, #6 Northeastern 2 (Gm1)	W	PC
1985	#3 Providence 3, #6 Northeastern 0 (Gm2)	W	PC
1986	#4 Providence 5, #5 Maine 4 (Gm1)	W	PC
1986	#4 Providence 5, #5 Maine 2 (Gm2)	W	PC
1987	#6 Providence 2, #3 Maine 5	L	ME
1988	#6 Providence 3, #3 Boston University 2 (Gm1)	W	BU
1988	#6 Providence 6, #3 Boston University 4 (Gm2)	W	BU
1989	#4 Providence 3, #5 Boston University 2	W	PC
1990	#4 Providence 5, #5 New Hampshire 1 (Gm1)	W	PC
1990	#4 Providence 0, #5 New Hampshire 2 (Gm2)	L	PC
1990	#4 Providence 4, #5 New Hampshire 7 (Gm3)	L	PC
1991	#4 Providence 4, #5 New Hampshire 1	W	PC
1992	#3 Providence 7, #6 UMass Lowell 0	W	PC
1993	#5 Providence 4, #4 UMass Lowell 7 (Gm1)	L	UML
1993	#5 Providence 3, #4 UMass Lowell 3 (OT) (Gm2)	T	UML
1994	#5 Providence 3, #4 Northeastern 4 (Gm1)	L	NU
1994	#5 Providence 1, #4 Northeastern 2 (OT) (Gm2)	L	NU
1995	#6 Providence 3, #3 New Hampshire 2 (OT)	W	UNH
1996	#4 Providence 5, #5 Boston College 2 (Gm1)	W	PC
1996	#4 Providence 4, #5 Boston College 2 (Gm2)	W	PC
1997	#3 Providence 2, #6 UMass Lowell 6 (Gm1)	L	PC
1997	#3 Providence 5, #6 UMass Lowell 6 (Gm2)	L	PC
1998	#7 Providence 3, #2 Boston College 4 (Gm1)	L	BC
1998	#7 Providence 3, #2 Boston College 6 (Gm2)	L	BC
1999	#4 Providence 8, #5 Boston University 2 (Gm1)	W	PC
1999	#4 Providence 2, #5 Boston University 8 (Gm2)	L	PC
1999	#4 Providence 5, #5 Boston University 1 (Gm3)	W	PC
2000	#5 Providence 3, #4 Maine 5 (Gm1)	L	ME
2000	#5 Providence 4, #5 Maine 5 (OT) (Gm2)	L	ME
2001	#3 Providence 6, #6 Boston University 3 (Gm1)	W	PC
2001	#3 Providence 1, #6 Boston University 2 (Gm2)	L	PC
2001	#3 Providence 4, #6 Boston University 3 (Gm3)	W	PC
2002	#7 Providence 2, #2 Boston University 3 (Gm1)	L	BU
2002	#7 Providence 2, #2 Boston University 4 (Gm2)	L	BU
2003	#4 Providence 4, #5 Boston University 5 (OT) (Gm1)	L	PC
2003	#4 Providence 1, #5 Boston University 7 (Gm2)	L	PC
2004	#5 Providence 1, #4 New Hampshire 2 (Gm1)	L	UNH
2004	#5 Providence 4, #4 New Hampshire 3 (OT) (Gm2)	W	UNH
2004	#5 Providence 0, #4 New Hampshire 1 (Gm3)	L	UNH
2005	#7 Providence 4, #2 Boston University 1 (Gm1)	W	BU
2005	#7 Providence 0, #2 Boston University 2 (Gm2)	L	BU
2005	#7 Providence 0, #2 Boston University 2 (Gm3)	L	BU
2006	#5 Providence 0, #4 New Hampshire 4 (Gm1)	L	UNH
2006	#5 Providence 1, #4 New Hampshire 2 (2OT) (Gm2)	L	UNH
2007	#8 Providence 0, #1 New Hampshire 4 (Gm1)	L	UNH
2007	#8 Providence 0, #1 New Hampshire 6 (Gm2)	L	UNH
2008	#5 Providence 1, #4 Boston College 5 (Gm1)	L	BC
2008	#5 Providence 1, #4 Boston College 5 (Gm2)	L	BC
2012	#7 Providence 5, #2 UMass Lowell 3 (Gm1)	W	UML
2012	#7 Providence 2 OT, #2 UMass Lowell 3 (Gm2)	L	UML
2012	#7 Providence 1, #2 UMass Lowell 0 (Gm3)	W	UML
2013	#4 Providence 3, #5 New Hampshire 2 (Gm1)	W	PC
2013	#4 Providence 1, #5 New Hampshire 4 (Gm2)	L	PC
2013	#4 Providence 3, #5 New Hampshire 2 (Gm3)	W	PC
2014	#3 Providence 3, #6 Maine 1 (Gm1)	W	PC
2014	#3 Providence 4, #6 Maine 2 (Gm2)	W	PC
2015	#2 Providence 1, #8 New Hampshire 2 (OT)	L	PC
2015	#2 Providence 2, #8 New Hampshire 1	W	PC
2015	#2 Providence 1, #8 New Hampshire 2 (OT)	L	PC
2016	#2 Providence 3, #7 Merrimack 1	W	PC
2016	#2 Providence 2, #7 Merrimack 0	W	PC

## Providence (cont.)

### Semifinals (4-11) 14 Appearances

Year	Game	Result	Site
1985	#3 Providence 5, #2 Boston University 2	W	PCC
1986	#4 Providence 2, #2 Boston University 3	L	PCC
1988	#6 Providence 5, #1 Maine 6 (Gm1)	L	BG
1988	#6 Providence 2, #1 Maine 11 (Gm2)	L	BG
1989	#4 Providence 5, #1 Boston College 6 (2OT)	L	BC
1991	#4 Providence 5, #3 Boston University 7	L	BG
1992	#3 Providence 3, #2 New Hampshire 5	L	BG
1995	#6 Providence 7, #1 Maine 3	W	BG
1996	#4 Providence 5, #1 Boston University 4	W	FC
1999	#4 Providence 2, #1 New Hampshire 6	L	FC
2001	#3 Providence 4, #2 Maine 3	W	FC
2012	#7 Providence 2, #1 Boston College 4	L	TD
2013	#4 Providence 1, #1 UMass Lowell 2	L	TD
2014	#3 Providence 1, #4 New Hampshire 3	L	TD
2016	#2 Providence 1, #4 UMass Lowell 2 (3OT)	L	TD

### Championship Game (2-2)

Year	Game	Result	Site
1985	#3 Providence 2, #1 Boston College 1 (2OT)	W	PCC
1995	#6 Providence 2, #2 Boston University 3	L	BG
1996	#4 Providence 3, #3 Maine 2	W	FC
2001	#3 Providence 3, #1 Boston College 5	L	FC

### Consolation Game (1-1-0)

Year	Game	Result	Site
1986	#4 Providence 5, #6 Lowell 8	L	PCC
1989	#4 Providence 3, #3 Northeastern 2	W	BC

## UNIVERSITY OF VERMONT (15-21-0)

### First Round (5-1) 3 Appearances

Year	Game	Result	Site
2014	#7 Vermont 2, #10 Massachusetts 1	W	UVM
2015	#7 Vermont 4, #10 Maine 2	W	UVM
2015	#7 Vermont 2, #10 Maine 4	L	UVM
2015	#7 Vermont 3, #10 Maine 2 (OT)	W	UVM
2016	#9 Vermont 2, #8 UConn 1	W	UConn
2016	#9 Vermont 4, #8 UConn 3	W	UConn

### Quarterfinals (9-17) 11 Appearances

Year	Game	Result	Site
2006	#6 Vermont 2, #3 Boston College 3 (OT) (Gm1)	L	BC
2006	#6 Vermont 2, #3 Boston College 6 (Gm2)	L	BC
2007	#6 Vermont 3, #3 Boston University 2 (Gm1)	W	BU
2007	#6 Vermont 0, #3 Boston University 2 (Gm2)	L	BU
2007	#6 Vermont 2, #3 Boston University 3 (OT) (Gm3)	L	BU
2008	#3 Vermont 1, #6 Northeastern 0 (Gm1)	W	UVM
2008	#3 Vermont 1, #6 Northeastern 2 (OT) (Gm2)	L	UVM
2008	#3 Vermont 4, #6 Northeastern 1 (Gm3)	W	UVM
2009	#4 Vermont 3, #5 UMass Lowell 4 (OT) (Gm1)	L	UVM
2009	#4 Vermont 2, #5 UMass Lowell 4 (Gm2)	L	UVM
2010	#8 Vermont 4, #1 New Hampshire 7 (Gm1)	L	UNH
2010	#8 Vermont 1, #1 New Hampshire 0 (Gm2)	W	UNH
2010	#8 Vermont 1, #1 New Hampshire 0 (OT) (Gm3)	W	UNH
2011	#7 Vermont 1, #2 New Hampshire 3 (Gm1)	L	UNH
2011	#7 Vermont 3, #2 New Hampshire 4 (Gm2)	L	UNH
2013	#7 Vermont 2, #2 Boston College 4 (Gm1)	L	BC
2013	#7 Vermont 1, #2 Boston College 4 (Gm2)	L	BC
2014	#7 Vermont 2, #2 UMass Lowell 3 (Gm1)	L	UML
2014	#7 Vermont 3, #2 UMass Lowell 2 (OT) (Gm2)	W	UML
2014	#7 Vermont 1, #2 UMass Lowell 2 (Gm3)	L	UML
2015	#7 Vermont 2, #3 Boston College 4	L	BC
2015	#7 Vermont 3, #3 Boston College 1	W	BC
2015	#7 Vermont 1, #3 Boston College 0	W	BC
2016	#9 Vermont 0, #1 Boston College 3	L	BC
2016	#9 Vermont 4, #1 Boston College 2	W	BC
2016	#9 Vermont 3, #1 Boston College 4 (OT)	L	BC

### Semifinals (1-2) 3 appearances

Year	Game	Result	Site
2008	#3 Vermont 3, #2 Boston University 1	W	TD
2010	#8 Vermont 0, #2 Boston College 3	L	TD
2015	#7 Vermont 1, #4 UMass Lowell 4	L	TD

### Championship Game (0-1) 1 appearance

Year	Game	Result	Site
2008	#3 Vermont 0, #4 Boston College 4	L	TD

# HOCKEY EAST TOURNAMENT SCORING RECORDS

## CAREER POINTS (ALL-TIME)

Rk.	Name	Years	GP	G	A	Pts
1.	Jim Montgomery, ME	89-93	14	12	17	29
2.	Blake Bellefeuille, BC	96-00	16	13	12	25
3.	Jeff Farkas, BC	96-00	16	11	11	22
4.	Cal Ingraham, ME	91-94	9	8	13	21
	Chris Drury, BU	94-98	14	10	11	21
	Brian Boyle, BC	03-07	15	8	13	21
7.	Jason Krog, UNH	95-99	12	10	10	20
8.	Jon Morris, UML	84-88	13	8	11	19
	Brian Gionta, BC	97-01	16	11	8	19
10.	Nathan Gerbe	05-08	12	7	11	18
	Benn Ferriero, BC	05-09	15	10	8	18
	Christian Sbrocca, UML	92-96	15	7	11	18
	Pat Mullane, BC	09-13	15	6	12	18

## CAREER GOALS (ALL-TIME)

Rk.	Name	Seasons	GP	Goals
1.	Blake Bellefeuille, BC	96-00	16	13
2.	Jay Pandolfo, BU	92-96	11	12
	Gord Cruickshank, PC	84-88	13	12
	Jim Montgomery, ME	89-93	14	12
5.	David Emma, BC	87-91	10	11
	Eric Boguniecki, UNH	93-97	11	11
	Jeff Farkas, BC	96-00	16	11
	Brian Gionta, BC	97-01	16	11
9.	Jason Krog, UNH	95-99	12	10
	Chris Drury, BU	94-98	14	10
	Shawn Bates, BU	93-97	15	10
	Benn Ferriero, BC	05-09	15	10
	Grayson Downing, UNH	11-15	15	10

## CAREER ASSISTS (ALL-TIME)

Rk.	Name	Seasons	GP	Asts
1.	Jim Montgomery, ME	89-93	14	17
2.	Cal Ingraham, ME	91-94	9	13
	Brian Boyle, BC	03-07	15	13
4.	Joe Whitney, BC	07-11	15	12
	Pat Mullane, BC	09-13	15	12
	Blake Bellefeuille, BC	96-00	16	12
7.	Nathan Gerbe, BC	05-08	12	11
	Jon Morris, UML	84-88	13	11
	Chris Drury, BU	94-98	14	11
	Chris Kelleher, BU *	94-98	14	11
	Christian Sbrocca, UML	92-96	15	11
	Jeff Farkas, BC	96-00	16	11
	Mike Mottau, BC *	96-00	16	11
	Bobby Allen, BC *	97-01	16	11
	Evan Rodrigues - BU	11-15	13	11

## CAREER POINTS (ACTIVE PLAYERS)

Rk.	Player, Team	GP	G-A-P
1.	Brady Shaw - UVM	15	7-8-15
	A.J. Smith - UML	18	5-8-13
5.	Joe Gambardella - UML	12	7-5-12
6.	Nick Saracino - PC	13	8-3-11
	Brendan Bradley - UVM	16	6-5-11
9.	Zach Aston-Reese - NU	11	4-6-10
	John Stevens - NU	11	2-8-10
	Tyler Kelleher - UNH	14	8-2-10
	Adam Chapie - UML	15	4-6-10

## CAREER GOALS (ACTIVE PLAYERS)

Rk.	Player, Team	GP	Goals
1.	Nick Saracino - PC	13	8
	Tyler Kelleher - UNH	14	8
3.	Joe Gambardella - UML	12	7
	Brady Shaw - UVM	15	7
6.	Brendan Bradley - UVM	16	6
8.	C.J. Smith - UML	9	5
	Ryan Fitzgerald - BC	9	5
	Jace Hennig - MC	9	5
	A.J. White - UML	18	5

## CAREER ASSISTS (ACTIVE PLAYERS)

Rk.	Player, Team	GP	Asts.
1.	Adam Gilmour - BC	10	8
	John Stevens - NU	11	8
	Brady Shaw - UVM	15	8
	A.J. White - UML	18	8
	Michael Fallon - UML	18	8
10.	Six tied		6

## POINTS (ONE TOURNAMENT)

Rk.	Name	Season	GP	Pts
1.	Jim Montgomery, Maine	1993	4	11
	Robbie Russo, ND *	2015	6	11
	Jack Eichel, BU !	2015	4	11
4.	Chris Drury, BU	1996	4	10
	Jay Pandolfo, BU	1996	4	10
6.	Kevin Roy, NU	2016	6	9
	Paul Kariya, Maine !	1993	4	9
	Blake Bellefeuille, BC	1999	4	9
	Brock Bradford, BC	2007	4	9
	Nathan Gerbe, BC	2008	4	9
	Ryan Flanigan, MC	2011	4	9
	Marty McInnis, BC	1990	5	9
12.	<b>Nolan Stevens, NU</b>	<b>2016</b>	<b>6</b>	<b>8</b>
	<b>Zach Aston-Reese, NU</b>	<b>2016</b>	<b>6</b>	<b>8</b>
	Evan Rodrigues, BU	2015	4	8
	Peter Schneider, ND	2015	6	8
	Brady Shaw, UVM	2015	7	8
	Brendan Bradley, UVM	2015	7	8
	Peter Ferraro, Maine	1994	2	8
	Brady Kramer, PC	1995	3	8
	Cal Ingraham, Maine	1993	4	8
	Bob LaChance, BU	1996	4	8
	Jason Krog, UNH	1997	4	8
	Jason Krog, UNH	1999	4	8
	Darren Haydar, UNH	2002	4	8
	Colin Hemingway, UNH	2002	4	8
	Preston Callander, UNH	2005	4	8
	David Van der Gulik, BU	2006	4	8
	Brian Boyle, BC	2007	4	8
	Benn Ferriero, BC	2007	4	8
	Nathan Gerbe, BC	2007	4	8

## GOALS (ONE TOURNAMENT)

Rk.	Name	Season	GP	G
1.	Martin Robitaille, Maine	1990	4	7
	Jay Pandolfo, BU	1996	4	7
	Marty McInnis, BC	1990	5	7
4.	Jon Morris, UML	1985	4	6
	Eric Boguniecki, UNH	1997	4	6
	Blake Bellefeuille, BC	1999	4	6
	Jason Krog, UNH	1999	4	6
	David Van der Gulik, BU	2006	4	6
	Brock Bradford, BC	2007	4	6
	Grayson Downing, UNH	2015	5	6
	Jack Eichel, BU !	2015	4	6
12.	Kevin Roy, NU	2016	6	5
	Jerry Pollastrone, UNH	2008	3	5
	Clark Donatelli, BU	1985	4	5
	Gord Cruickshank, PC	1986	4	5
	Jim Montgomery, Maine	1993	4	5
	Preston Callander, UNH	2005	4	5
	Ryan Flanigan, MC	2011	4	5
	Kevin Goumas, UNH	2014	5	5

## ASSISTS (ONE TOURNAMENT)

Rk.	Name	Season	GP	A
1.	Robbie Russo, ND *	2015	6	8
2.	Paul Kariya, Maine !	1993	4	7
	Colin Hemingway, UNH	2002	4	7
4.	<b>Zach Aston-Reese, NU</b>	<b>2016</b>	<b>6</b>	<b>6</b>
	Peter Ferraro, Maine	1994	2	6
	Chris Kelleher, BU *	1998	3	6
	Cal Ingraham, Maine	1992	4	6
	Jim Montgomery, Maine	1993	4	6
	Glenn Stewart, UNH	1993	4	6
	Chris Drury, BU	1996	4	6
	Jayme Filipowicz, UNH *	1999	4	6
	Sean Collins, UNH	2005	4	6
	Brian Boyle, BC	2007	4	6
	Nathan Gerbe, BC	2007	4	6
	Brett Motherwell, BC *	2007	4	6
	T.J. Tynan, ND	2014	4	6

## 2016 TOURNAMENT SCORING LEADERS

Rk.	Player, Team	GP	G-A-P
1.	Kevin Roy - NU	6	5-4-9
2.	Nolan Stevens - NU	6	3-5-8
	Zach-Aston Reese - NU	6	2-6-8
4.	John Stevens - NU	6	2-5-7
5.	Adam Gilmour - BC	4	1-5-6
6.	C.J. Smith - UML	4	2-3-5
	Danny O'Regan - BU	4	2-3-5
	Joe Gambardella - UML	4	2-3-5
	Adam Gaudette - BU !	6	2-3-5
	Dylan Sikura - NU	6	1-4-5
	Charlie McAvoy - BU !*	4	0-5-5

\* - defenseman  
! - rookie

# HOCKEY EAST TOURNAMENT GOALTENDING RECORDS

## GOALS AGAINST AVERAGE (CAREER)

(minimum of 200 minutes played - **bold** denotes active player)

Rk.	Player, School	Years	Min.	GA	GAA
1.	<b>Nick Ellis - PC</b>	<b>2016-</b>	<b>232:27</b>	<b>3</b>	<b>0.77</b>
2.	Connor Hellebuyck - UML	2013-14	547:07	10	1.10
3.	Cory Schneider - BC	2004-07	706:19	15	1.27
4.	Jimmy Howard - Maine	2004-05	471:26	12	1.53
5.	<b>Drew Vogler - MC</b>	<b>2016-</b>	<b>308:22</b>	<b>8</b>	<b>1.56</b>
6.	Jeff Pietrasiak - UNH	2003-06	229:45	6	1.57
7.	<b>Daniel Tirone, UNH</b>	<b>2015-</b>	<b>566:13</b>	<b>15</b>	<b>1.59</b>
8.	John Curry - BU	2005-07	710:51	21	1.77
9.	Matt O'Connor - BU	2011-15	297:30	9	1.82
10.	Chris Terreri - PC	1985-86	436:52	14	1.92

## SAVE PERCENTAGE (CAREER)

(minimum of 200 minutes played - **bold** denotes active player)

Rk.	Player, School	Years	Saves	GA	Save%
1.	<b>Nick Ellis - PC</b>	<b>2016-</b>	<b>87</b>	<b>3</b>	<b>.967</b>
2.	Connor Hellebuyck, UML	2013-14	256	10	.962
3.	Cory Schneider, BC	2004-07	313	15	.954
4.	<b>Daniel Tirone, UNH</b>	<b>2015-</b>	<b>303</b>	<b>15</b>	<b>.953</b>
5.	Chris Terreri, PC	1985-86	244	14	.946
6.	Rasmus Tirronen, MC	2012-15	222	13	.945
7.	<b>Drew Vogler, MC</b>	<b>2016-</b>	<b>132</b>	<b>8</b>	<b>.943</b>
8.	Jeff Pietrasiak, UNH	2003-06	100	6	.943
9.	Jimmy Howard, Maine	2004-05	196	12	.942
10.	Kevin Regan, UNH	2005-08	382	24	.941

## SAVES (CAREER)

Rk.	Player	Year	Games	Saves
1.	Kieran Millan, BU	2009-12	16	513
2.	Sean Fields, BU	2001-04	14	445
3.	John Muse, BC	2008-11	14	411
4.	Kevin Regan, UNH	2005-08	11	382
5.	Scott Clemmensen, BC	1998-01	16	364
6.	Casey DeSmith - UNH	2013-14	11	326
7.	Martin Fillion, UML	1995-98	12	325
8.	Cory Schneider, BC	2005-07	11	313
9.	<b>Danny Tirone, UNH</b>	<b>2015-</b>	<b>9</b>	<b>303</b>
10.	Jon Gillies, PC	2013-15	10	300

## WINS (CAREER)

Rk.	Player, School	Years	W-L
1.	Scott Clemmensen, BC	1998-01	15-1
2.	John Muse, BC	2008-11	13-1
3.	Cory Schneider, BC	2005-07	10-1
4.	Kieran Millan, BU	2009-12	9-6
5.	Connor Hellebuyck, UML	2012-14	8-1
	Mike Ayers, UNH	2002-04	8-2
	Matt Yeats, Maine	2000-02	8-2
	John Curry, BU	2005-07	8-4
9.	Kevin Regan, UNH	2005-08	8-3
	Sean Fields, BU	2001-04	8-6
11.	Parker Milner, BC	2010-13	7-1
12.	<b>Ryan Ruck, NU</b>	<b>2016-</b>	<b>6-0</b>

## WINNING PERCENTAGE (CAREER)

(minimum of five decisions)

Rk.	Player, School	Year	W-L	Win%
1.	Ryan Ruck - NU	2016-	6-0	1.000
2.	Scott Clemmensen, BC	1998-2001	15-1	.938
3.	John Muse, BC	2008-2011	13-1	.929
4.	Cory Schneider, BC	2005-2007	10-1	.909
5.	Connor Hellebuyck, UML	2013-2014	8-1	.889
6.	Parker Milner, BC	2010-13	7-1	.875

## GOAL AGAINST AVERAGE (ONE TOURNAMENT)

(minimum of 100 minutes played)

Rk.	Player, School	Year	GAA
1.	Jimmy Howard, Maine	2004	0.52
2.	Cory Schneider, BC	2005	0.86
3.	Connor Hellebuyck, UML	2013	0.99
4.	Derek Herlofsky, BU	1993	1.00
5.	Matt O'Connor - BU	2015	1.01
6.	<b>Nick Ellis - PC</b>	<b>2016</b>	<b>1.01</b>
7.	Gabe Winer, UMass	2004	1.10
8.	Brody Hoffman, UVM	2015	1.12
9.	<b>Daniel Tirone, UNH</b>	<b>2015</b>	<b>1.14</b>
10.	Chris Terreri, PC	1985	1.16

## SAVE PERCENTAGE (ONE TOURNAMENT)

(minimum of 100 minutes played)

Rk.	Player, School	Save%
1.	Jimmy Howard, Maine (2004)	.980
2.	Chris Terreri, PC (1985)	.969
3.	Gabe Winer, UMass (2004)	.967
4.	Brody Hoffman, UVM (2015)	.967
5.	Connor Hellebuyck, UML (2013)	.966
6.	Cory Schneider, BC (2005)	.964
7.	Kevin Regan, UNH (2007)	.963
8.	Connor Hellebuyck, UML (2014)	.960
9.	John Muse, BC (2008)	.959
10.	Derek Herlofsky, BU (1993)	.958
	<b>Nick Ellis - PC (2016)</b>	<b>.958</b>

## SAVES (ONE TOURNAMENT)

Rk.	Player	Year	Games	Saves
1.	Kieran Millan, BU	2012	4	189
	Rasmus Tirronen, MC	2015	4	189
3.	<b>Cal Petersen, ND</b>	<b>2015</b>	<b>6</b>	<b>181</b>
4.	<b>Daniel Tirone, UNH</b>	<b>2015</b>	<b>6</b>	<b>171</b>
5.	Kevin Regan, UNH	2007	4	157
6.	Chris Terreri, PC	1985	4	155
7.	Connor Hellebuyck, UML	2014	5	144
8.	John Muse, BC	2008	4	142
9.	Sean Fields, BU	2003	4	141
	<b>Sean Maguire, BU</b>	<b>2013</b>	<b>4</b>	<b>141</b>

## WINS (ONE TOURNAMENT)

Rk.	Player, School	Year	Wins
1.	Ryan Ruck, NU	2016	6
2.	Scott Clemmensen, BC	'98, '99, '01	4
	Connor Hellebuyck, UML	2013, '14	4
	Parker Milner, BC	2012	4
	John Muse, BC	2011	4
	Kieran Millan, BU	2009	4
	John Muse, BC	2008	4
	Cory Schneider, BC	2007	4
	John Curry, BU	2006	4
	Matt Yeats, Maine	2000	4
	Dan Dennis, Providence	1996	4
	Chris Terreri, Providence	1985	4
	<b>Daniel Tirone, UNH</b>	<b>2015</b>	<b>4</b>
	Matt O'Connor, BU	2015	4

## SAVES (SINGLE GAME)

Rk.	Player, School	Date	Opp.	Rd.	Result	Saves
1.	<b>Cal Petersen, ND</b>	<b>3/6/15 vs.</b>	<b>UMass</b>	<b>O</b>	<b>L, 3-4</b>	<b>87</b>
2.	Steve Mastalerz, UMA	3/6/15	at ND	O	W, 4-3	75
3.	Kieran Millan, BU	3/11/12	vs. UNH	Q	W, 5-4 2OT	68
4.	Chris Terreri, PC	3/16/85	vs. BC	F	W, 2-1 2OT	65
5.	Jimmy Howard, Maine	3/19/04	vs. UMass	F	W, 2-1 3OT	63
	Rasmus Tirronen, MC	3/7/15	at NU	O	W, 2-1 2OT	63
7.	Kevin Regan, UNH	3/21/08	vs. BC	S	L, 4-5 3OT	62
	Joe Exter, MC	3/9/02	at UNH	Q	L, 4-5 OT	62
9.	Tyler Sims, PC	3/10/06	at UNH	Q	L, 1-2 2OT	59
	Gabe Winer, UMass	3/19/04	vs. Maine	F	L, 1-2 3OT	59
11.	Kevin Boyle, UML	3/18/16	vs. PC	S	W, 2-1 3OT	58
12.	Brian Regan, UMass	3/7/97	at UNH	Q	L, 1-5	55
13.	Tyler Sims, PC	3/11/05	at BU	Q	W, 4-1	51
14.	Jeff Levy, UNH	3/8/92	NU	Q	W, 4-2	50
	Brian Foster, UNH	3/14/10	UVM	Q	L, 0-1	50
	Casey DeSmith, UNH	3/11/12	at BU	Q	L, 4-5 2OT	50
	Rasmus Tirronen	3/14/15	at BU	Q	L, 0-5	50

# HOCKEY EAST TOURNAMENT TEAM RECORDS

## MISCELLANEOUS

### Consecutive wins

12 - Boston College (2010-2013)  
11 - Boston College (1998-2000)  
10 - Boston College (2007-2009)  
9 - Boston University (1994-1996)  
9 - UNH (2002-2004)

### Consecutive losses

14 - Merrimack (1998-2010)  
10 - Merrimack (1990-1997)  
10 - UMass Lowell (2002-2008)  
9 - UMass (1995-2000)  
8 - Boston College (1992-1996)  
8 - Providence (2005-2008)

### Most shots-on-goal by one team in one game —

Open: 91; UMass (3/6/15 at ND, 5OT)  
in regulation time: 50; Merrimack (3/4/16 vs. UNH)  
Qtrs: 72; New Hampshire (3/11/12 vs. BU - 2OT)  
in regulation time: 60; UNH (3/7/97 vs. UMass)  
Semis: 67; Boston College (3/21/08 vs. UNH - 3OT)  
in regulation time: 50; Maine (3/17/95 vs. PC)  
Final: 66; Boston College (3/16/85 vs. PC - 2OT)  
in regulation time: 47; BC (3/11/89 vs. Maine)  
47; BC (3/17/01 vs. PC)

### Most shots-on-goal by both teams in one game —

Open: 169; at Notre Dame 91, UMass 78 (3/6/15 - 5OT)  
in regulation time: 79; at BU 43, UMass 36 (3/5/16)  
Qtrs: 127; at Boston U. 55, New Hampshire 72 (3/11/12 - 2OT)  
in regulation time: 92; at UNH 58, MC 34 (3/9/02)  
Semis: 116; Boston College 67, UNH 49 (3/21/03 - 3OT)  
in regulation time: 82; BC 45, Lowell 37 (3/15/85)  
Final: 125; Massachusetts 64, Maine 61 (3/19/04 - 3OT)  
in regulation time: 83; BC 43, BU 40 (3/15/86)

### Fewest shots-on-goal by one team in one game —

Open: 19; UConn (3/6/15 at UNH)  
Qtrs: 10; Boston University (3/11/04 at BC)  
Semis: 16; Providence (3/14/86 vs. BU)  
16; Vermont (3/21/08 vs. BU)  
Final: 15; Providence (3/17/01 vs. BC)

### Fewest shots-on-goal by both teams in one game —

Open: 51; at Vermont 23, Maine 28 (3/7/15)  
Qtrs: 40; at Boston College 30, Boston University 10 (3/11/04)  
40; UMass Lowell 21, Maine 19 (3/12/10)  
Semis: 42; Vermont 16, Boston University 26 (3/21/08)  
Final: 46; Boston College 27, Maine 19 (3/21/98)

### Most shots-on-goal by one team in one period —

Open: 19; New Hampshire (3/7/15 vs. UConn)  
Qtrs: 24; New Hampshire (3/9/02 vs. MC)  
Semis: 24; Boston College (3/21/08 vs. UNH)  
Final: 22; Boston College (3/17/01 vs. PC)

### Most shots-on-goal by both teams in one period —

Open: 35; Massachusetts 18, at Boston Univ. 13 (3/5/16)  
Qtrs: 37; New Hampshire 21, Boston Univ. 16 (3/11/12)  
Semis: 32; Boston College 24, New Hampshire 8 (3/21/08)  
Final: 32; Boston College 19, New Hampshire 13 (3/17/07)

### Fewest shots-on-goal by one team in one full period —

Open: 3; Massachusetts (3/8/15 at ND)  
3; UConn (3/7/15 at UNH)  
Qtrs: 1; Massachusetts (3/7/03 at Maine)  
1; Boston College (3/15/08 vs. PC)  
Semis: 2; Northeastern (3/15/87 vs. BC)  
2; UMass Lowell (3/16/01 vs. BC)  
2; Boston College (3/19/10 vs. UVM)  
Final: 3; Maine (3/21/98 vs. BC)

### Fewest shots-on-goal by both teams in one full period —

Open: 10; at ND 7, Massachusetts 3 (3/8/15)  
Qtrs: 9; Providence 6, UMass Lowell 3 (3/14/93)  
9; at Providence 5, Boston University 4 (3/11/01)  
Semis: 9; Maine 5, UMass Lowell 4 (3/20/98)  
Final: 13; Boston College 7, New Hampshire 6 (3/20/99)  
13; Northeastern 8, UMass Lowell 5 (3/19/16)

## PENALTIES

Most penalties by all teams in one tournament —  
227; 1993

Most penalty minutes by all teams in one tournament —  
526; 1993

Most penalties by one team in one tournament —  
43; Maine (1993)

Most penalty minutes by one team in one tournament —  
138; Merrimack (2012)

### Most penalties by one team in one game —

Open: 10; Merrimack (3/6/15 at NU)  
Qtrs: 26; Merrimack (3/10/12 at Maine)  
Semis: 17; Providence (3/9/88 at Maine)  
Final: 13; Maine (3/10/91 vs. BU)  
13; Boston University (3/20/93 vs. Maine)

### Most penalty minutes by one team in one game —

Open: 31; Merrimack (3/6/15 at NU)  
Qtrs: 98; Merrimack (3/10/12 vs. Maine)  
Semis: 44; Lowell (3/10/88 at NU)  
Final: 34; Maine (3/10/91 vs. BU)  
34; Boston University (3/20/93 vs. Maine)

### Most penalty minutes by one player in one game —

Open: 15; Hampus Gustafsson, MC (3/6/15 at NU)  
Qtrs: 32; Patrick Eaves, BC (3/7/03 vs. MC)  
Semis: 16; Brendan Buckley, BC (3/20/98 vs. MC)  
Final: 14; Eric Fenton, Maine (3/20/03 vs. BU)  
14; Joe Sacco, BU (3/20/93 vs. Maine)  
14; Matt Martin, Maine (3/10/91 vs. BU)

### Most penalties by both teams in one game —

Open: 14; UMass at Notre Dame (3/8/15)  
Qtrs: 50; Merrimack at Maine (3/10/12)  
Semis: 32; Providence at Maine (3/9/88)  
Final: 24; Maine and Boston University (3/10/91)  
24; Maine and Boston University (3/20/93)

### Most penalty minutes by both teams in one game —

Open: 37; Merrimack at Northeastern (3/6/15)  
Qtrs: 184; Merrimack at Maine (3/10/12)  
Semis: 68; Lowell at Northeastern (3/10/88)  
Final: 64; Maine and Boston University (3/20/93)

### Most penalties by one team in one period —

Open: 5; UConn (3/7/15 at UNH)  
Qtrs: 20; Merrimack (3/7/03 at BC)  
Semis: 10; Providence (3/9/88 at Maine)  
Final: 9; three times  
Last by Maine and Boston University (3/20/93)

### Most penalty minutes by one team in one period —

Open: 19; Merrimack (3/6/15 at NU)  
Qtrs: 81; Merrimack (3/7/03 at BC)  
Semis: 30; Lowell (3/10/88 at NU)  
Final: 26; Maine (3/10/91 vs. BU)

### Most penalties by both teams in one period —

Open: 7; UConn at UNH (3/6/15)  
Qtrs: 36; Merrimack at Boston College (3/7/03)  
Semis: 16; Providence at Maine (3/9/88)  
Final: 18; Maine and Boston University (3/20/93)

### Most penalty minutes by both teams in one period —

Open: 21; Merrimack at Northeastern (3/6/15)  
Qtrs: 146; Merrimack at Boston College (3/7/03)  
Semis: 40; Maine and Boston College (3/20/98)  
Final: 48; Maine and Boston University (3/20/93)



# HOCKEY EAST TOURNAMENT MISCELLANEOUS RECORDS

## TEAM RAPID FIRE

### Quickest two goals by one team —

Open: 0:14; Notre Dame (3/8/15 vs. UMass)  
Qtrs: 0:08; Boston University (3/9/96 vs. UMass)  
Semis: 0:10; Massachusetts (3/14/03 vs. UNH)  
Final: 0:10; New Hampshire (3/20/99 vs. BC)

### Quickest two goals by both teams —

Open: 0:14; Notre Dame (3/8/15 vs. UMass)  
Qtrs: 0:08; Boston University 2, Massachusetts 0 (3/9/96)  
Semis: 0:06; Maine 1, UMass Lowell 1 (3/20/98)  
Final: 0:10; New Hampshire 2, Boston College 0 (3/20/99)

### Quickest three goals by one team —

Open: 2:06; Northeastern (3/5/16 vs. Maine)  
Qtrs: 1:01; Maine (3/3/90 vs. Lowell)  
Semis: 0:44; Boston University (3/20/09 vs. UNH)  
Final: 4:47; Boston College (3/17/01 vs. PC)

### Quickest three goals by both teams —

Open: 2:06; Northeastern (3/5/16 vs. Maine)  
Qtrs: 0:48; at Boston University 2, Northeastern 1 (3/8/97)  
Semis: 1:29; Boston University 3, New Hampshire 0 (3/17/06)  
Final: 1:48; Boston College 2, Merrimack 1 (3/19/11)

### Quickest four goals by one team —

Open: 46:39; Vermont (3/5/16 at UConn)  
Qtrs: 3:06; Providence (3/12/99 vs. BU)  
Semis: 2:54; Boston University (3/17/06 vs. UNH)  
Final: 7:50; Boston University (3/15/86 vs. BC)

### Quickest four goals by both teams —

Open: 6:20; UMass 4 at Notre Dame 2 (3/6/15)  
Qtrs: 2:40; at Maine 2, New Hampshire 2 (3/8/96)  
Semis: 2:54; Boston University 4, New Hampshire 0 (3/17/06)  
Final: 4:11; Boston College 2, Maine 2 (3/20/10)

### Quickest five goals by one team —

Open: --  
Qtrs: 4:56; Providence (3/12/99 vs. BU)  
Semis: 10:40; Providence (3/17/95 vs. Maine)  
Final: 16:41; Boston University (3/15/86 vs. BC)

### Quickest five goals by both teams —

Open: 10:39; UMass 4 at Notre Dame 3 (3/6/15)  
Qtrs: 3:42; UMass Lowell 3, at Providence 2 (3/8/97)  
Semis: 6:14; Maine 3, UMass Lowell 2 (3/20/98)  
Final: 9:38; New Hampshire 3, Boston College 2 (3/20/99)

## INDIVIDUAL RAPID FIRE

### Fastest goal from the start of a game —

Open: 0:48; Thomas DiPauli, ND (3/8/15 vs. Massachusetts)  
Qtrs: 0:17; David Hymovitz, BC (3/12/94 vs. UNH)  
Semis: 0:13; Mario Thyer, Maine (3/9/88 vs. PC)  
0:15; Miles Wood, Boston College (3/18/16 vs. NU)  
Final: 0:34; Rico Rossi, NU (3/14/88 vs. Maine)

### Fastest goal from the start of a period —

Open: 0:48; Thomas DiPauli, ND (3/8/15 vs. Massachusetts)  
Qtrs: 0:10; Terry Sullivan, PC (3/9/86 vs. Maine)  
Semis: 0:08; Dave Buda, NU (3/15/87 vs. BC)  
Final: 0:27; Tim Sweeney, BC (3/11/89 vs. Maine)

### Quickest two goals —

Open: 2:58; Vince Hinostrza, ND (3/7/15 vs. Massachusetts)  
Qtrs: 0:30; Brian Gionta, BC (3/10/01 vs. MC)  
Semis: 1:41; Brian Collins, BU (3/15/02 vs. Maine)  
Final: 3:34; Kent Salfi, Maine (3/14/92 vs. UNH)

### Quickest three goals —

Open: --  
Qtrs: 5:10; Andy Heinze, MC (3/4/90 vs. BC)  
Semis: 23:21; David Van der Gulik, BU (3/17/06 vs. UNH)  
Final: 22:50; Peter Marshall, BU (3/15/86 vs. BC)

## LONGEST GAMES

Open: 1. 151:42; UMass 4 at Notre Dame 3 (3/6/15 - 5OT)  
2. 95:42; Merrimack 2 at Northeastern 1 (3/7/15 - 2OT)  
3. 76:05; at Vermont 3, Maine 2 (3/8/15 - OT)  
4. 73:45; at Northeastern 4, Maine 3 (3/5/16 - OT)  
4. 72:02; at Merrimack 3, New Hampshire 2 (3/3/16 - OT)

Qtrs: 1. 96:26; Providence 4, Boston University 3 (3/11/01 - 2OT)  
2. 94:18; (New Hampshire 2, Providence 1 (3/10/06 - 2OT)  
3. 90:28; (New Hampshire 6, Boston College 5 (3/12/94 - 2OT)  
4. 88:34 (Maine 3, New Hampshire 2 (3/13/98 - 2OT)  
5. 86:42 (Boston U. 5, New Hampshire 4 (3/11/12 - 2OT)

Semis: 1. 112:27; UMass Lowell 2, Providence 1 (3/18/16 - 3OT)  
2. 100:43; Boston College 5, UNH 4 (3/21/08 - 3OT)  
3. 89:09; Boston College 2, Maine 1 (3/18/05 - 2OT)  
4. 85:00; Boston U 6, Boston College 5, (3/14/03 - 2OT)  
5. 81:30; New Hampshire 3, Massachusetts 2 (3/16/07 - 2OT)

Final: 1. 109:27; Maine 2, Massachusetts 1 (3/20/04 - 3OT)  
2. 77:50; Providence 2, Boston College 1 (3/16/85 - 2OT)  
3. 74:22; Boston U. 2, Boston College 1 (3/18/06 - OT)  
4. 71:43; New Hampshire 1, Boston U. (3/15/03 - OT)  
5. 66:58; Boston College 5, New Hampshire 4 (3/20/99 - OT)

Overall: 1. 151:42; UMass 4 at Notre Dame 3 (3/6/15 - 5OT)  
2. 112:27; UMass Lowell 2, Providence 1 (3/18/16 - 3OT)  
3. 109:27; Maine 2, Massachusetts 1 (3/20/04 - 3OT) Finals  
4. 100:43; Boston College 5, UNH 4 (3/21/08 - 3OT) Semis  
5. 96:26; Providence 4, Boston U. 3 (3/11/01 - 2OT) Qtrs

### Longest scoreless from start of game —

Open: 51:02; UConn vs. New Hampshire (3/7/15)  
Qtrs: 75:52; Vermont vs. New Hampshire (3/14/10)  
Semis: 47:09; Maine vs. Boston University (3/19/04)  
Final: 71:43; Boston University vs. New Hampshire (3/15/03)

## THE LAST TIME

### A player scored four goals: Four times

Quarterfinals: Jason Krog, UNH, 3/13/99 vs. Merrimack  
Marty McInnis, BC, 3/5/90 vs. Merrimack (5 goals)  
Joe Sacco, BU, 3/3/90 vs. Northeastern (5 goals)  
Martin Robitaille, Maine, 3/3/90 vs. Lowell

### A rookie had a hat trick: Five times

Open: --  
Semifinals: Chuck Kobasew, BC, 3/16/01 vs. UMass Lowell  
Quarterfinals: Peter Ferraro, Maine, 3/14/93 vs. Northeastern  
Mario Thyer, Maine, 3/9/88 vs. Providence  
Jon Morris, Lowell, 3/9/85 at New Hampshire  
Consolation: Eric Boguniecki, UNH, 3/19/94 vs. Northeastern

### A team scored 10 goals: Three times

Open: --  
Quarterfinals: Boston University, 3/9/96, 14 vs. Massachusetts  
Maine, 3/3/90, 16 vs. Lowell  
Semifinals: Maine, 3/9/88, 11 vs. Providence  
Final: Never

# Hockey East Tournament Records

## TEAM SCORING

### Most goals by one team in one tournament

30; Boston University (1996)

### Most goals per game by one team in one tournament

7.50; Boston University (1996)

### Fewest goals allowed per game by one team in one tournament

1.00; Maine (2004)  
UMass Lowell (2013)

### Most goals by one team in one game

Open: 7; Notre Dame (3/8/15 vs. UMass)  
Qtrs: 16; Maine (3/3/90 vs. Lowell)  
Semis: 11; Maine (3/9/88 vs. PC)  
Final: 9; Boston University (3/15/86 vs. BC)

### Most goals by both teams in one game

Open: 9; Boston University 5, UMass 4 (3/5/16)  
Qtrs: 16; Maine 16, Lowell 0 (3/3/90)  
Semis: 13; Maine 11, Providence 2 (3/9/88)  
Final: 13; Boston University 9, Boston College 4 (3/15/86)  
13; Boston College 7, Maine 6 (OT) (3/20/10)

### Most goals by one team in one period

Open: 5; Notre Dame (3/8/15 vs. Massachusetts)  
Qtrs: 7; Maine (3/3/90 vs. Lowell)  
7; Providence (3/12/99 vs. BU)  
Semis: 6; Boston College (3/15/87 vs. NU)  
Final: 5; Boston University (3/15/86 vs. BC)

### Most goals by both teams in one period

Open: 5; Notre Dame 2, Massachusetts 3 (3/6/15)  
Qtrs: 7; several times  
[Last known by BU and Providence (3/12/99)]  
Semis: 6; several times  
Last by Maine and UMass Lowell (3/20/98)  
Final: 6; Boston College and Maine (3/11/90)

### Most consecutive goals by one team

Open: 7; Notre Dame 7, Massachusetts 0 (3/8/15)  
Qtrs: 16; Maine (3/3/90 vs. Lowell)  
Semis: 7; Boston College (3/15/87 vs. NU)  
Final: 5; Boston University (3/15/86 vs. BC)

### Greatest goal differential in one game

Open: 7; Notre Dame 7, Massachusetts 0 (3/8/15)  
Qtrs: 16; Maine 16, Lowell 0 (3/3/90)  
Semis: 9; Maine 11, Providence 2 (3/9/88)  
Final: 5; Boston University 9, Boston College 4 (3/15/86)

## INDIVIDUAL RECORDS BY GAME/PERIOD

### Most points in one game

Open: 4; twice by Boston University (3/5/16 vs. UMass)  
Danny O'Regan (2g, 2a), Charlie McAvoy (4a)  
Qtrs: 5; several times  
[Last known by Chris Kelleher, BU (3/14/98 vs. MC)]  
Twice by Peter Ferraro, Maine (3/14/93 vs. NU and 3/11/94 at BU)  
Semis: 5; Mario Thyer, Maine (3/9/88 vs. PC)  
5; Brady Kramer, PC (3/17/95 vs. Maine)  
Final: 4; Matt Lombardi, BC (3/20/10 vs. Maine)

### Most points in one period

Open: 3; Charlie McAvoy, BU (3/5/16 vs. UMass)  
Qtrs: 4; Martin Robitaille, Maine (3/3/90 vs. Lowell)  
Semis: 4; Brady Kramer, PC (3/17/95 vs. Maine)  
4; Chad Quenneville, PC (3/17/95 vs. Maine)  
Final: 2; several times  
Last by Joseph Pendenza, UML (2/22/14 vs. UNH)

### Most goals in one game

Open: 2; several times  
Last by Danny O'Regan, BU (3/5/16 vs. UMass)  
Qtrs: 5; Joe Sacco, BU (3/3/90 vs. NU)  
5; Marty McInnis, BC (3/5/90 vs. MC)  
Semis: 3; several times  
Last by David Van der Gulik, BU (3/17/06 vs. UNH)  
Final: 3; Peter Marshall, BU (3/15/86 vs. BC)  
3; Matt Lombardi, BC (3/20/10 vs. Maine)

### Most goals in one period

Open: 2; several times  
Last by Danny O'Regan, BU (3/5/16 vs. UMass)  
Qtrs: 4; Martin Robitaille, Maine (3/3/90 vs. Lowell)  
Semis: 2; several times  
Last by Kevin Goumas, UNH (2/21/14 vs. Notre Dame)  
Final: 2; several times  
Last by Johnny Gaudreau, BC (3/17/12 vs. Maine)

### Most assists in one game

Open: 4; Charlie McAvoy, BU (3/5/16 vs. UMass)  
Qtrs: 4; several times  
[Last known by Brett Motherwell, BC (3/9/07 vs. NU)]  
Semis: 3; several times  
Last by Nathan Gerbe, BC (3/21/08 vs. UNH)  
Final: 3; Jayme Filipowicz, UNH (3/20/99 vs. BC)  
3; Joseph Pendenza, UML (3/22/14 vs. UNH)

### Most assists in one period

Open: 3; Charlie McAvoy, BU (3/5/16 vs. UMass)  
Qtrs: 3; several times  
[Last known by Marc Salsman, UML (3/7/97 vs. PC)]  
Semis: 3; Chad Quenneville, PC (3/17/95 vs. Maine)  
3; Nathan Gerbe, BC (3/21/08 vs. UNH)  
Final: 2; several times  
last by Joseph Pendenza, UML (3/22/14 vs. UNH)

### Most saves in one period

Open: 19; Rob Nichols, UConn (3/7/15 at UNH)  
Qtrs: 21; Brian Regan, UMA (3/7/97 at UNH)  
21; Joe Exter, MC (3/9/02 at UNH)  
Semis: 23; Scott Clemmensen, BC (3/16/01 vs. UML)  
Final: 21; Nolan Schaefer, PC (3/17/01 vs. BC)

# Hockey East Tournament Records

## SPECIAL TEAMS

### Best power play percentage by one team in one tournament

(minimum of 10 opportunities)  
61.5 (8 for 13); Maine (1994)

### Best penalty-killing by one team in one tournament

16 for 16; Northeastern (1988)  
9 for 9; Providence (2016)

### Most power play goals by one team in one tournament

11; Maine (1990)  
11; Maine (1993)  
11; Boston University (1996)

### Most short-handed goals by one team in one tournament

5; Boston University (1996)

### Most short-handed goals by all teams in one tournament

10; 1996

### Most power play attempts by one team in one game

Open: 8; Northeastern (3/6/15 vs. Merrimack)  
Qtrs: 11; Maine (3/3/90 vs. Lowell)  
Semis: 12; New Hampshire (3/18/94 vs. UML)  
Final: 7; Maine (3/10/91 vs. BU)  
7; Maine (3/14/92 vs. UNH)  
7; UMass Lowell (3/21/09 vs. BU)

### Most power play goals by one team in one game

Open: 3; New Hampshire (3/6/15 vs. UConn)  
Qtrs: 8; Maine (3/3/90 vs. Lowell)  
Semis: 6; Maine (3/9/88 vs. PC)  
Final: 3; Providence (3/16/96 vs. Maine)

### Best penalty-killing by one team in one game

Open: 7 for 7; Vermont (3/8/15 vs. Maine)  
Qtrs: 9 for 9; Providence (3/9/02 at BU)  
Semis: 7 for 7; Northeastern (3/10/88 vs. Lowell)  
Final: 7 for 7; New Hampshire (3/14/92 vs. Maine)  
7 for 7; Boston University (3/21/09 vs. UML)

### Most short-handed goals by one team in one game

Open: 1; Merrimack (3/6/15 vs. NU, OT GWG)  
Massachusetts (3/7/15 vs. ND)  
Qtrs: 3; Boston University (3/9/96 vs. UMass)  
Semis: 2; several times  
Last by Merrimack (3/18/11 vs. UNH)  
Final: 1; several times  
Last by Boston College (3/17/01 vs. PC)

### Most power play goals BY ONE PLAYER in one game —

Open: 1; several times  
Last by Matt Dawson, UNH (3/6/16 at MC)  
Qtrs: 3; Martin Robitaille, Maine (3/3/90 vs. Lowell)  
3; Albie O'Connell, BU (3/14/98)  
Semis: 2; David Tomlinson, BU (3/8/91 vs. PC)  
2; Blake Bellefeuille, BC (3/19/99 vs. Maine)  
2; Chuck Kobasew, BC (3/16/01 vs. UML)  
2; Jacob Micflikier, UNH (3/17/06 vs. BU)  
2; Danny O'Regan, BU (3/22/13 vs. BC)  
Final: 2; Joe Hulbig, PC (3/16/96 vs. Maine)