



WEEKLY RELEASE

contact: Brian Smith | bsmith@hockeyeastonline.com | 339.227.2988 | @brismi22

591 North Avenue #2 | Wakefield, MA | 01880 | 781-245-2122

FOR IMMEDIATE RELEASE: NOVEMBER 30, 2015

UMass Lowell Wins Friendship Four; Providence, BC Continue to Win Teams Look Ahead to Heavy Hockey East Schedule in December

RECENT RESULTS

Friday 11/27

No. 4 UML 3 vs. Northeastern 2 (OT)*
at Maine 5, Princeton 3
No. 3 Quinnipiac 4 at UMass 1
No. 8 Harvard 4 at No. 18 ND 1

* Hockey East Game

Saturday 11/28

at No. 2 Boston College 6, RIT 2
at No. 3 Quinnipiac 1, UMass 0
Northeastern 7 vs. Colgate 1
Union 4 at No. 13 Merrimack 0
at Maine 3, Princeton 2 (OT)
at No. 1 Providence 4, No. 9/10 Yale 3
at New Hampshire 5, Bentley 4
No. 4 UMass Lowell 5 vs. Brown 5 (OT)
at No. 18 Notre Dame 3, WMU 1
No. 15/16 Cornell 3 vs. No. 12/11 BU 3 (OT)

Sunday 11/29

Penn State 4 vs. Vermont 0

AROUND HOCKEY EAST: No. 4 UMass Lowell won the first-ever Friendship Four tournament in Belfast, Northern Ireland, topping Brown in a shootout to capture the inaugural Belpot Trophy. After the game officially ended in a 3-3 tie, **Dylan Zink** (Madison, Wis.) scored the only goal of the shootout to claim the win for the River Hawks. UMass Lowell also downed Northeastern in the semifinals, 3-2 in overtime ... No. 1 Providence is now unbeaten in its last 16 games, including carrying a 12-game unbeaten streak to open 2015-16 after toppling No. 9/10 Yale, 4-3. **Jake Walman** (Toronto, Ont.) netted the game-winning goal and currently leads the NCAA in scoring with 10 goals, eight assists and 18 points ... No. 2 Boston College continued its winning ways with a 6-2 victory over RIT Saturday evening. Rookie sensation **Colin White** (Hanover, Mass.) picked up an assist on **Ryan Fitzgerald's** (N. Reading, Mass.) game-winner, stretching his point-streak to eight games (5g, 13a). The Eagles have won 11 of their first 12 games, the best start in program history since the 1949 NCAA championship season ... Northeastern exploded for seven goals against Colgate to claim third place in the Friendship Four after falling, 3-2, in overtime to UMass Lowell. **Ryan Rosenthal** (Montvale, N.J.) scored three goals and added an assist on the weekend to power the Husky offense ... No. 12/11 Boston University remained unbeaten (3-0-2) in the Red Hot Hockey rivalry, skating to a 3-3 draw with No. 15/16 Cornell at Madison Square Garden Saturday night and now have just one loss in their last nine contests (5-1-3) ... The Maine Black Bears extended their winning streak to four games with two wins over Princeton last weekend, powered by four points (3g, 1a) from **Blaine Byron** (Manotick, Ont.). Senior goaltender **Matt Morris** (Ridgewood, N.J.) stopped 61 shots to collect his fourth consecutive victory, carrying a 1.98 goals against average and .944 save percentage in that span ... No. 18 Notre Dame hosted the Shillelagh Tournament at the Compton Family Ice Arena last weekend, falling to No. 8 Harvard, 4-1, before topping Western Michigan, 3-1. Senior forward **Sam Herr** (Hinsdale, Ill.) netted the game-winner with less than five minutes remaining to secure third place over the Broncos ... The NCAA's leading scorer, **Andrew Poturalski** (Williamsville, N.Y.), registered five points in two games for New Hampshire, including a hat trick against RPI Tuesday. He then picked up a pair of assist Saturday in the Wildcats' 5-4 win over Bentley ... Hockey East now looks ahead to a full slate of conference match ups this weekend, with 12 league games on the slate. #

2015-2016 HOCKEY EAST STANDINGS

Rk.	Team	GP	W	L	T	Pts	Overall	Conf. Off.	Conf. Def.
1.	UMass Lowell	9	6	0	3	15	10-1-4	2.67 (7)	1.22 (2)
2.	Boston College	5	5	0	0	10	12-1-0	4.60 (1)	0.80 (1)
3.	Notre Dame	6	3	1	2	8	6-4-4	3.00 (T4)	2.00 (4)
	Boston University	7	3	2	2	8	6-4-2	3.14 (3)	2.86 (8)
	Merrimack	7	2	1	4	8	6-1-4	2.29 (8)	2.14 (5)
	Massachusetts	8	2	2	4	8	6-3-4	2.88 (6)	3.50 (10)
7.	Providence	4	2	0	2	6	8-0-3	3.00 (T4)	1.50 (3)
	Vermont	8	2	4	2	6	3-8-2	2.12 (T9)	2.75 (7)
9.	New Hampshire	5	1	1	3	5	6-0-3	3.60 (2)	3.80 (11)
10.	Maine	6	2	4	0	4	1-8-2	1.33 (12)	2.67 (6)
11.	Connecticut	7	1	6	0	2	3-8-0	2.12 (T9)	4.00 (12)
	Northeastern	8	0	6	2	2	1-10-2	2.00 (11)	3.44 (9)

IN THE POLLS

USA Today/USA Hockey Magazine Men's College Hockey Poll - Week 8

Rk.	School	Pts. (FPV)	Record	LW
1.	Providence, 489 (18)		8-0-3	1
2.	Boston College, 463 (6)		10-1-0	3
4.	UMass Lowell, 384		9-1-3	5
12.	Boston University, 137		6-4-2	11
13.	Merrimack College, 135		6-1-4	13

Others receiving votes: Notre Dame, 9; Massachusetts, 2.

USCHO.com Div. I Men's College Hockey Poll - 11/23

Rk.	School	Pts. (FPV)	Record	LW
1.	Providence, 983 (36)		8-0-3	1
2.	Boston College, 936 (9)		10-1-0	2
4.	UMass Lowell, 816		9-1-3	5
11.	Boston University, 474		6-4-2	10
13.	Merrimack, 402		6-1-4	13
18.	Notre Dame, 163		5-3-4	16

Others receiving votes: Massachusetts, 22.





WARRIOR PLAYER OF THE WEEK

ANDREW POTURALSKI NEW HAMPSHIRE

Poturalski, the NCAA leading point-getter (11g, 14a), registered five points on three goals and two assists last weekend. He picked up his first hat trick Tuesday, scoring three consecutive times to pull UNH even with RPI, 3-3. He has recorded at least two points in all but three games this season he currently sits second in the NCAA in total goals (11).



PRO AMBITIONS ROOKIE OF THE WEEK

COLIN WHITE BOSTON COLLEGE

White pushed his point streak to eight games in two contests last weekend, scoring the game-winner Tuesday at UConn before dishing out the assist on Saturday night's decisive tally over RIT. He has five goals and eight assists during his scoring span. White currently leads all NCAA rookies in assists (14) and points (21).



HOCKEY EAST DEFENSIVE PLAYER OF THE WEEK

DYLAN ZINK UMASS LOWELL

Zink helped UMass Lowell to capture the inaugural Friendship Four Tournament in Belfast, Northern Ireland with a pair of goals and an assist. In Friday's semifinal, Zink netted the overtime winner against Northeastern in league. Saturday, Zink assisted on a second-period strike before scoring the only goal of the shootout to secure the Belpot Trophy.





HOCKEY EAST WEEKLY TOP PERFORMERS

Ryan Fitzgerald, BC (Jr., F; N. Reading, Mass.) Recorded his third multi-goal game of the season and netted the game-winner over RIT.

Colin White, BC (Fr., F; Hanover, Mass.) Pushed his point-streak to eight games (5g, 13a) and factored in on two game-winning strikes, scoring the deciding tally Tuesday at UConn before setting up Fitzgerald's winning marker Saturday.

Danny O'Regan, BU (Sr., F; Needham, Mass.) Opened the Terriers' scoring and netted the game-winner in Tuesday's 3-0 win over Bentley.

Jordan Greenway, BU (Fr., F; Canton, N.Y.) Netted his first collegiate goal to force overtime with No. 16/15 Cornell Sunday in a 3-3 tie.

Sean Maguire, BU (Sr., G; Powell River, B.C.) Kicked out all 15 shots faced Tuesday against Bentley to post his fifth career shutout.

Blaine Byron, Maine (Jr., F; Manotick, Oct.) Earned four points (3g, 1a) in two wins over Princeton on the weekend, helping Maine push its win-streak to four games.

Rob Michel, Maine (Fr., D; Camillus, N.Y.) Registered three assists in two Black Bears wins over Princeton.

Matt Morris, Maine (Sr., G; Ridgewood, N.J.) Picked up a pair of wins over Princeton, stopping 61 shots. During his four-game win streak, Morris boasts a 1.98 goals against average and .944 save percentage.

C.J. Smith, UML (So., F; Des Moines, Iowa) Had four points (2g, 2a) in the Friendship Four in Belfast, Northern Ireland, including two goals and an assist in the title game to lead the River Hawks to capture the Belpot Trophy.

Dylan Zink, UML (Jr., D; Madison, Wis.) Collected three points (2g, 1a) in Northern Ireland, netting two goals Friday in a 3-2 win over North-eastern in Hockey East play. He scored the OT winner in Friday's game as well as the only shootout goal in Saturday's triumph.

Andrew Poturalski, UNH (So., F; Williamsville, N.Y.) Registered five points (3g, 2a) in two games for UNH, including a hat trick at RPI Tuesday night. He currently leads the nation in points (25) and is second in total goals (11).

Ryan Rosenthal, NU (Jr., F; Montvale, N.J.) Scored three goals and added an assist at the inaugural Friendship Four in Belfast, Northern Ireland, helping the Huskies to a third-place finish with a 7-1 win over Colgate.

Sam Herr, ND (Sr., F; Hinsdale, Ill.) Scored the game-winning goal against Western Michigan Saturday night, totaling seven shots on net in the two games of the Shillelagh Tournament.

Cal Petersen, ND (So., G; Waterloo, Iowa) Backstopped the Irish to a 3-1 win Saturday over the Broncos, kicking out 31 of 32 shots on the night. He went 1-1-0, collecting a .909 save percentage and 2.65 GAA. Four of five goals allowed came while Notre Dame was shorthanded.

Jake Walman, PC (So., D; Toronto, Ont.) Potted the game-winner to clinch a 4-3 come-from-behind win over No. 9/10 Yale.

Mike Santaguida, UVM (Jr., G; Mississauga, Ont.) Stopped Penn State 48 shots Sunday in the Philadelphia College Hockey Faceoff.



UPCOMING SCHEDULE

Friday 12/4

No. 1 Providence at No. 13 Merrimack* - 7:05pm
New Hampshire at Maine* & - 7:30pm
 Vermont at No. 12/11 Boston Univ.* - 7:35pm
 UMass at No. 18 Notre Dame* - 7:35pm

* Hockey East Game
 & WVII, WPME, FCS

Saturday 12/5

No. 4 UMass Lowell vs. UConn* - 3:05pm
 Vermont at No. 12/11 Boston Univ.* - 4:05pm
 UMass at No. 18 Notre Dame* - 6:05pm
 Northeastern at No. 2 Boston College* - 7pm
 No. 13 Merrimack at No. 1 Providence* - 7pm
 Maine at New Hampshire* - 7pm

* Hockey East Game

Sunday 12/6

UConn at No. 4 UMass Lowell*^ - 1pm
 No. 2 Boston College at Northeastern* - 4pm

* Hockey East Game
 ^ ASN/NESN



HOCKEY EAST WEEKLY AWARDS

WARRIOR HOCKEY PLAYER OF THE WEEK

Week	Player
Oct. 12	Trevor Mingoia - PC
Oct. 19	Dennis Kravchenko - UMass
Oct. 26	Dan Correale - UNH
Nov. 2	Jake Walman - PC
Nov. 9	Thatcher Demko - BC
Nov. 16	Nick Ellis - PC
Nov. 23	Mark Jankowski - PC
Nov. 30	Andrew Poturalski - UNH

WARRIOR

PRO AMBITIONS ROOKIE OF THE WEEK

Week	Player
Oct. 12	Austin Plevy - UMass
	Max Letunov - UConn
Oct. 19	Colin White - BC
Oct. 26	Bobby Nardella - ND
Nov. 2	Tage Thompson - UConn
Nov. 9	Austin Plevy - UMass
Nov. 16	Jacob Forsbacka Karlsson - BU
Nov. 23	Nick Master - UML
Nov. 30	Colin White - BC

HEA DEFENSIVE PLAYER OF THE WEEK

Week	Player
Oct. 12	Mike Santaguida - UVM
Oct. 19	Kevin Boyle - UML
Oct. 26	Thatcher Demko - BC
Nov. 2	Cal Petersen - ND
Nov. 9	Matt Grzelczyk - BU
Nov. 16	Kevin Boyle - UML
	Connor LaCouvee - BU
Nov. 23	Dan Renouf - Maine
Nov. 30	Dylan Zink - UML





HOCKEY EAST SCORING LEADERS

Rk.	Name	School	GP	PPG	G	A	P
1.	Colin White	BC	5	2.60	3	10	13
2.	Andrew Poturalski	UNH	5	2.40	5	7	12
	Tyler Kelleher	UNH	5	2.40	2	10	12
4.	Danny O'Regan	BU	7	1.43	2	8	10
5.	Ahti Oksanen	BU	7	1.14	4	4	8
	Jakob Forsbacka Karlsson	BU	7	1.14	3	5	8
	Max Letunov	UConn	8	1.00	3	5	8
	C.J Smith	UML	9	0.89	3	5	8
	Zach Aston-Reese	NU	9	0.89	2	6	8
	Several Others Tied With	-	-	-	-	-	7



STOP IT GOALTENDING LEADERS

Goals Against Average

Rk.	Name	School	MIN	GA	GAA
1.	Thatcher Demko	BC	299:56	4	0.80
2.	Kevin Boyle	UML	555:17	11	1.19
3.	Nick Ellis	PC	249:55	6	1.44
4.	Matt Morris	ME	167:25	5	1.79
5.	Cal Petersen	ND	367:31	11	1.80

Save Percentage

Rk.	Name	School	SVS	GA	SV%
1.	Thatcher Demko	BC	139	4	.972
2.	Kevin Boyle	UML	262	11	.960
3.	Matt Morris	ME	98	5	.951
4.	Nick Ellis	PC	115	6	.950
5.	Cal Petersen	BU	133	11	.924



ARMY ROTC THREE STARS AWARD

At the conclusion of every Hockey East game, the "Army ROTC Three Stars of The Game" are selected by the members of the media. Season leaders in 2015-2016 include:

Player	School	Cl.	Pos.
Ben Bahe	MC	Sr.	F
Kevin Boyle	UML	Jr.	G
Thatcher Demko	BC	Jr.	G
Thomas DiPauli	ND	Sr.	F
Nick Ellis	PC	Jr.	G
Jakob Forsbacka Karlsson	BU	Fr.	F




ARMY ROTC



HOCKEY EAST MONTHLY AWARDS


WARRIOR HOCKEY PLAYER OF THE MONTH

Month	Player
Oct.	Dennis Kravchenko - UMass




PRO AMBITIONS ROOKIE OF THE MONTH

Month	Player
Oct.	Max Letunov - UConn



STOP IT GOALTENDER OF THE MONTH

Month	Player
Oct.	Thatcher Demko - BC





Boston College
10-1-0
(3-0-0 HEA)

OCTOBER
3 NEW BRUNSWICK (ex) L, 2-5
9 Army W, 5-1
11 at RPI L, 1-2
16 WISCONSIN W, 6-0
23 at Colorado College W, 3-0
24 at Colorado College W, 5-0
30 DENVER W, 4-3

NOVEMBER
3 MASSACHUSETTS* W, 7-0
6 MAINE* W, 3-0
8 MAINE* W, 2-0
13 MICHIGAN STATE W, 6-4
21 at New Hampshire* W, 6-3
24 at UConn* W, 5-1
28 RIT W, 6-2

DECEMBER
5 NORTHEASTERN* 7pm
6 at Northeastern* 4pm
10 NOTRE DAME* 7pm
28 vs. Ohio State (Florida Classic) TBD
29 vs. Cornell/Providence (Florida) TBA

JANUARY
8 PROVIDENCE* 7pm
9 at Providence* 7pm
15 BOSTON UNIVERSITY* 6pm
16 at Boston University* 7pm
22 at Massachusetts* 7pm
23 UCONN* 7pm
29 at Notre Dame* 7pm

FEBRUARY
1 vs. Harvard (Beanpot) 5pm
5 NEW HAMPSHIRE* 7pm
8 vs. BU/Northeastern (Beanpot) TBA
12 MERRIMACK* 7pm
13 at Merrimack* 7pm
19 at Vermont* 7pm
20 at Vermont* 7pm
26 UMASS LOWELL* 7pm
27 at UMass Lowell* 7pm



Boston University
6-4-2
(3-2-2 HEA)

OCTOBER
3 ACADIA (ex) W, 4-2
10 at Union L, 3-5
16 USA NTDP L, 4-7
17 WISCONSIN W, 4-1
24 UCONN* W, 4-2
27 at UConn* L, 2-5
30 at Merrimack* L, 3-4
31 DENVER W, 5-4 (OT)

NOVEMBER
6 NORTHEASTERN* W, 5-4
7 at Northeastern* W, 4-1
13 at Providence* T, 1-1 (OT)
14 PROVIDENCE* T, 3-3 (OT)
20 MICHIGAN W, 3-2
21 MICHIGAN L, 2-4
24 BENTLEY W, 3-0
28 vs. Cornell T, 3-3 (OT)

DECEMBER
4 VERMONT* 7:30pm
5 VERMONT* 4pm
11 at Yale 7pm
12 at Quinnipiac 7pm

JANUARY
7 at Harvard 7pm
9 MASSACHUSETTS* 7pm
15 at Boston College* 6pm
16 BOSTON COLLEGE 7pm
22 at Maine* 7pm
23 MAINE* 7pm
29 MERRIMACK* 7:30pm

FEBRUARY
1 vs. Northeastern (Beanpot) 8pm
5 at Massachusetts* 7pm
8 vs. BC/Harvard (Beanpot) TBD
12 UMASS LOWELL* 7:30pm
13 at UMass Lowell* 7pm
19 at New Hampshire* 8:30pm
20 NEW HAMPSHIRE* 7pm
26 at Notre Dame* 7:30pm
27 at Notre Dame* 7pm



UConn
3-9-0
(1-6-0 HEA)

OCTOBER
3 QUEENS (ex) W, 3-1
9 Alabama-Huntsville W, 5-2
10 Alabama-Huntsville L, 2-5
16 ARIZONA STATE W, 5-1
24 at Boston University* L, 2-4
27 BOSTON UNIVERSITY* W, 5-2
31 NOTRE DAME* L, 1-2

NOVEMBER
1 NOTRE DAME* (Brooklyn) L, 2-8
6 MASSACHUSETTS* L, 2-4
7 at Massachusetts* L, 3-5
10 ARMY L, 0-2
13 at Vermont* L, 1-2
17 QUINNIPIAC L, 2-6
24 BOSTON COLLEGE* L, 1-5

DECEMBER
5 UMASS LOWELL* 3:05pm
6 at UMass Lowell* 1pm
11 MERRIMACK* 7:05pm

JANUARY
1 vs. Minnesota (Mariucci Classic) 8pm
2 Ferris St./Harvard (Mariucci Classic) 5pm
5 at Arizona State 9:30pm
8 vs. Michigan Tech (Desert Classic) 7pm

10 vs. ASU/Yale (Desert Classic) TBD
15 at Maine* 7pm
16 at Maine* 7pm
22 VERMONT* 8:30pm
23 at Boston College* 7pm
26 SACRED HEART 7:05pm
FEBRUARY
2 BROWN 7:05pm
6 at Merrimack* 7pm
12 at Providence* 7pm
13 PROVIDENCE* 5:05pm
19 NORTHEASTERN* 7:05pm
20 at Northeastern* 7pm
26 NEW HAMPSHIRE* 7:05pm
27 at New Hampshire* 7pm



Maine
2-8-3
(2-4-0 HEA)

OCTOBER
9 vs. Michigan State T, 3-3 (OT)
10 vs. North Dakota T, 1-1 (OT)
16 at Union T, 1-1 (OT)
17 at Union L, 0-2
20 at Quinnipiac L, 0-4
24 NEW BRUNSWICK (ex) L, 1-5
30 vs. UMass L, 4-5 (OT)
31 Princeton L, 1-3

NOVEMBER
6 at Boston College* L, 0-3
8 at Boston College* L, 0-2
13 at UMass Lowell* L, 1-2
15 UMASS LOWELL* L, 0-6
20 VERMONT* W, 3-2
21 VERMONT* W, 4-1
27 PRINCETON W, 5-3
28 PRINCETON W, 3-2 (OT)

DECEMBER
4 NEW HAMPSHIRE* 7pm
5 at New Hampshire* 7pm
29 vs. New Hampshire (Portland) 7pm
30 vs. New Hampshire (Manchester) 7:30pm

JANUARY
8 COLGATE 7pm
9 COLGATE 7pm
15 UCONN* 7pm
16 UCONN* 7pm
19 QUINNIPIAC* 7pm
22 BOSTON UNIVERSITY* 7pm
23 at Boston University* 7pm
29 at Massachusetts* 7pm
30 at Massachusetts* 7pm

FEBRUARY
5 PROVIDENCE* 7pm
6 PROVIDENCE* 7pm
12 at Notre Dame* 6:35pm
13 at Notre Dame* 7pm
19 MERRIMACK* 7pm
20 MERRIMACK* 7pm
26 at Northeastern* 7pm
27 at Northeastern* 7pm



Massachusetts
6-3-4
(2-2-4 HEA)

OCTOBER			
3	DALHOUSIE (ex)	W, 4-0	
9	at Colorado College	W, 6-3	
10	at Colorado College	W, 4-3	
16	SACRED HEART	W, 5-2	
23	NEW HAMPSHIRE*	T, 6-6	
30	vs. Maine	W, 5-4 (OT)	
31	vs. Yale	L, 1-6	
NOVEMBER			
3	at Boston College*	L, 0-7	
6	at UConn*	W, 4-2	
7	UCONN*	W, 5-3	
13	MERRIMACK*	L, 2-4	
15	at Vermont*	T, 3-3 (OT)	
20	at New Hampshire*	T, 2-2 (OT)	
21	at Merrimack*	T, 1-1 (OT)	
27	QUINNIPAC	L, 4-1	
28	at Quinnipiac	L, 1-0	
DECEMBER			
4	at Notre Dame*	7:35pm	
5	at Notre Dame*	6:05pm	
11	UNION	7pm	
18	USA NTDP (ex)	7pm	
JANUARY			
2	at Army West Point	7:05pm	
5	YALE	7pm	
9	at Boston University*	7pm	
15	UMASS LOWELL*	7pm	
16	at UMass Lowell*	7pm	
22	BOSTON COLLEGE*	7pm	
23	VERMONT*	7pm	
29	MAINE*	7pm	
30	MAINE*	7pm	
FEBRUARY			
5	BOSTON UNIVERSITY*	7pm	
9	vs. American Int'l	7:05pm	
12	NORTHEASTERN*	8:30pm	
13	at Northeastern*	7pm	
19	at UMass Lowell*	7:15pm	
26	PROVIDENCE*	7pm	
27	at Providence*	7pm	



UMass Lowell
6-1-2
(9-1-3 HEA)

OCTOBER			
4	NEW BRUNSWICK (ex)	W, 3-2	
9	RPI	W, 3-0	
16	COLORADO COLLEGE	W, 3-2	
17	COLORADO COLLEGE	W, 2-1	
23	at Merrimack*	T, 1-1 (OT)	
24	MERRIMACK*	T, 1-1 (OT)	
30	at Minnesota-Duluth	L, 1-2	
31	at Minnesota-Duluth	W, 6-3	
NOVEMBER			
6	at Vermont*	W, 5-3	
7	at Vermont*	W, 1-0	
13	MAINE*	W, 2-1	
15	at Maine*	W, 6-0	
20	NOTRE DAME*	T, 2-2 (OT)	
21	NOTRE DAME*	W, 3-1	
27	vs. NU* (Belfast)	W, 3-2 (OT)	
28	vs. Brown (Belfast)	T, 5-5 (OT)	
DECEMBER			
5	at UConn*	3pm	
6	UCONN*	1pm	
28	vs. Clarkson (Three Rivers Classic)	4:30pm	
29	vs. PSU/RMU (Three Rivers Classic)	TBD	
JANUARY			
8	at New Hampshire*	7pm	
15	at Massachusetts*	7pm	
16	MASSACHUSETTS*	7pm	
22	at Providence*	7pm	
23	PROVIDENCE*	7pm	
29	ARIZONA STATE	7:15pm	
30	ARIZONA STATE	7pm	
FEBRUARY			
5	NORTHEASTERN*	7:15pm	
6	NEW HAMPSHIRE*	7pm	
12	at Boston University*	7pm	
13	BOSTON UNIVERSITY*	7pm	
26	at American Int'l	7pm	
19	MASSACHUSETTS*	7:15pm	
26	at Boston College*	7pm	
27	BOSTON COLLEGE*	7pm	



Merrimack
6-1-4
(2-1-4 HEA)

OCTOBER			
3	ST. FRANCIS XAVIER (ex)	W, 4-1	
16	CLARKSON	W, 7-1	
17	ST. LAWRENCE	W, 3-1	
23	UMASS LOWELL*	T, 1-1 (OT)	
24	at UMass Lowell*	T, 1-1 (OT)	
30	BOSTON UNIVERSITY*	W, 4-3	
31	NEW HAMPSHIRE*	L, 2-4	
NOVEMBER			
4	at Bentley	W, 5-1	
7	at Canisius	W, 3-2	
13	at Massachusetts*	W, 4-2	
14	NEW HAMPSHIRE*	T, 3-3 (OT)	
21	MASSACHUSETTS*	T, 1-1 (OT)	
28	UNION	W, 4-0	
DECEMBER			
4	PROVIDENCE*	7pm	
5	at Providence*	7pm	
11	at UConn*	7pm	
20	CANISIUS	4pm	
29	at Army West Point	7pm	
JANUARY			
2	vs. Union (Ledyard Classic)	4pm	
3	vs. TBD	TBD	
8	at Cornell	7pm	
9	at Cornell	7pm	
15	at Notre Dame*	7:30pm	
16	at Notre Dame*	7pm	
22	NORTHEASTERN*	7pm	
23	at Northeastern*	7pm	
29	at Boston University*	7:30pm	
31	ARIZONA STATE	4pm	
FEBRUARY			
6	UCONN*	7pm	
12	at Boston College*	7pm	
13	BOSTON COLLEGE*	7pm	
19	at Maine*	7pm	
20	at Maine*	7pm	
26	VERMONT*	7pm	
27	VERMONT*	7pm	



New Hampshire
3-5-3
(1-1-3 HEA)

OCTOBER			
4	ST. FRANCIS XAVIER (ex)	W, 6-4	
10	AMERICAN INT'L	W, 7-3	
16	ST. LAWRENCE	L, 2-3	
17	CLARKSON	L, 3-4	
23	at Massachusetts*	T, 6-6 (OT)	
24	at Union	W, 5-2	
31	at Merrimack*	W, 4-2	
NOVEMBER			
6	at Michigan State	L, 0-5	
7	at Michigan State	L, 4-7	
14	at Merrimack*	T, 3-3 (OT)	
20	MASSACHUSETTS*	T, 2-2 (OT)	
21	BOSTON COLLEGE*	L, 3-6	
24	at RPI	L, 3-4	
28	BENTLEY	W, 5-4	
DECEMBER			
4	at Maine*	7pm	
5	MAINE*	7pm	
11	DARTMOUTH	7:30pm	
29	vs. Maine (Portland)	7pm	
30	vs. Maine (Manchester)	7:30pm	
JANUARY			
2	at Vermont	7:05pm	
8	UMASS LOWELL*	7pm	
15	at Northeastern*	7pm	
16	NORTHEASTERN*	7pm	
22	NOTRE DAME*	7pm	
23	NOTRE DAME*	5pm	
29	at Providence*	7pm	
30	at Providence*	7pm	
FEBRUARY			
5	at Boston College*	7pm	
6	at UMass Lowell*	7pm	
12	VERMONT*	7pm	
13	VERMONT*	5pm	
19	BOSTON UNIVERSITY*	8:30pm	
20	at Boston University*	7pm	
26	at UConn*	7:05pm	
27	UCONN*	7pm	



Northeastern
1-10-2
(0-6-2 HEA)

OCTOBER

4	SIMON FRASER (ex)	W, 10-2
10	COLGATE	W, 2-1
16	BENTLEY	L, 2-3
17	at Bentley	L, 1-3
23	at Minnesota	L, 4-0
24	at Minnesota	L, 4-3
29	VERMONT*	L, 3-2
31	at Vermont*	T, 3-3 (OT)

NOVEMBER

6	at Boston University*	L, 4-5
7	BOSTON UNIVERSITY*	L, 1-4
12	at Notre Dame*	L, 2-3
13	at Notre Dame*	T, 2-2 (OT)
20	at Providence*	L, 2-5
21	PROVIDENCE*	L, 0-3
27	vs. UML * (Belfast)	L, 2-3 (OT)
28	vs. Colgate (Belfast)	W, 7-1

DECEMBER

5	at Boston College*	7pm
6	BOSTON COLLEGE*	4pm
19	MICHIGAN STATE	7:30pm

JANUARY

2	QUINNIPIAC	7pm
8	at St. Lawrence	7pm
9	at St. Lawrence	7pm
15	NEW HAMPSHIRE*	7pm
16	at New Hampshire*	7pm
22	at Merrimack*	7pm
23	MERRIMACK*	7pm

FEBRUARY

1	vs. Boston University (Beanpot)	8pm
5	at UMass Lowell*	7:15pm
8	vs. BC/Harvard (Beanpot)	TBD
12	at Massachusetts*	8:30pm
13	MASSACHUSETTS*	7pm
19	at UConn*	7:05pm
20	UCONN*	7pm
26	MAINE*	7pm
27	MAINE*	7pm



Notre Dame
5-3-4
(3-1-2 HEA)

OCTOBER

9	GUELPH (ex)	W, 7-5
11	at USA NTDP (ex)	T, 2-2 (OT)
16	at Penn State	W, 7-4
17	at Penn State	L, 3-5
23	MINNESOTA DULUTH	T, 3-3 (OT)
24	MINNESOTA DULUTH	T, 3-3 (OT)
31	at UConn*	W, 2-1

NOVEMBER

1	at UConn* (Brooklyn)	W, 8-2
6	MINNESOTA	W, 4-3
7	MINNESOTA	L, 1-4
12	NORTHEASTERN*	W, 3-2
13	NORTHEASTERN*	T, 2-2 (OT)
20	at UMass Lowell*	T, 2-2 (OT)
21	at UMass Lowell*	L, 1-3
27	vs. Harvard (Shillelagh)	L, 1-4
28	vs. WMU/RPI (Shillelagh)	W, 3-1

DECEMBER

4	MASSACHUSETTS*	7:35pm
5	MASSACHUSETTS*	6:06pm
10	at Boston College*	7:05pm

JANUARY

1	at Denver	9:35pm
2	at Denver	9:05pm
8	WESTERN MICHIGAN	7:35pm
9	at Western Michigan	7:05pm
15	MERRIMACK*	7:35pm
16	MERRIMACK*	7:05pm
22	at New Hampshire*	7:05pm
23	at New Hampshire*	7:05pm
29	BOSTON COLLEGE*	7:35pm

FEBRUARY

5	at Vermont*	7:05pm
6	at Vermont*	7:05pm
12	MAINE*	6:35pm
13	MAINE*	7:05pm
19	at Providence*	7:05pm
20	at Providence*	7:05pm
26	BOSTON UNIVERSITY*	7:35pm
27	BOSTON UNIVERSITY*	7:05pm



Providence
8-0-3
(2-0-2 HEA)

OCTOBER

3	SIMON FRASER (ex)	W, 9-1
9	at Miami	W, 7-3
10	at Miami	T, 2-2 (OT)
16	HOLY CROSS	W, 4-1
23	OHIO STATE	W, 2-1
24	OHIO STATE	W, 6-4
30	at Colgate	W, 7-2
31	at Colgate	W, 4-3

NOVEMBER

13	BOSTON UNIVERSITY* T, 1-1 (OT)	
14	at Boston University* T, 3-3 (OT)	
20	NORTHEASTERN*	W, 5-2
21	at Northeastern*	W, 3-0
28	YALE	W, 4-3

DECEMBER

4	at Merrimack*	7pm
5	MERRIMACK*	7pm
10	BROWN	7pm
28	vs. Cornell (Florida Classic)	4:05pm
29	vs. BC/OSU (Florida Classic)	TBD

JANUARY

3	at Brown	4pm
8	at Boston College*	7pm
9	BOSTON COLLEGE*	7pm
15	at Vermont*	7:05pm
16	at Vermont*	7:05pm
22	UMASS LOWELL*	7pm
23	at UMass Lowell*	7pm
29	NEW HAMPSHIRE*	7pm
30	NEW HAMPSHIRE*	7pm

FEBRUARY

5	at Maine*	7pm
6	at Maine*	7pm
12	UCONN*	7pm
13	at UConn*	5:05pm
19	NOTRE DAME*	7pm
20	NOTRE DAME*	7pm
26	at Massachusetts*	7pm
27	MASSACHUSETTS*	7pm



Vermont
3-8-2
(2-4-2 HEA)

OCTOBER

4	ACADIA (ex)	L, 1-2
10	at Minnesota (HOF Game)	W, 3-0
16	OMAHA	L, 3-4
17	OMAHA	L, 1-3
23	NORTH DAKOTA	L, 2-0
24	NORTH DAKOTA	L, 5-2
29	at Northeastern*	W, 3-2
31	NORTHEASTERN*	T, 3-3 (OT)

NOVEMBER

6	UMASS LOWELL*	L, 3-5
7	UMASS LOWELL*	L, 0-1
13	UCONN*	W, 2-1
15	MASSACHUSETTS*	T, 3-3 (OT)
20	at Maine*	L, 2-3
21	at Maine*	L, 1-4
29	vs. Penn State (Philadelphia)	W, 4-0

DECEMBER

4	at Boston University*	7:30pm
5	at Boston University*	4pm
11	ST. LAWRENCE	7:05pm
12	at St. Lawrence	7pm
20	at Union	4pm
29	LAKE SUPERIOR (Catamount Cup)	7:05pm
30	COLGATE (Catamount Cup)	7:05pm

JANUARY

2	NEW HAMPSHIRE	7:05pm
8	DARTMOUTH	7:05pm
15	PROVIDENCE*	7:05pm
16	PROVIDENCE*	7:05pm
22	at UConn*	8:30pm
23	at Massachusetts*	7pm

FEBRUARY

5	NOTRE DAME*	7:05pm
6	NOTRE DAME*	7:05pm
12	at New Hampshire*	7pm
13	at New Hampshire*	5pm
19	BOSTON COLLEGE*	7:05pm
20	BOSTON COLLEGE*	7:05pm
26	at Merrimack*	8:30pm
27	at Merrimack*	7pm

Hockey East Conference Scoring Leaders

Scoring

				GP	G-A-P	PPG	PIM	PP	SH	GW	HT	+/-	NHL	
1	Colin White	BC	FR	F	5	3-10-13	2.60	5/18	0	0	1	0	+9	OTT
2	Andrew Poturalski	UNH	SO	F	5	5-7-12	2.40	0/0	3	0	1	0	-3	
	Tyler Kelleher	UNH	JR	F	5	2-10-12	2.40	0/0	1	0	0	0	E	
4	Danny O'Regan	BU	SR	F	7	2-8-10	1.43	1/2	2	0	0	0	+3	SJS
5	Ahti Oksanen	BU	SR	F	7	4-4-8	1.14	1/2	1	0	1	0	+6	
	Jakob Forsbacka Karlsson	BU	FR	F	7	3-5-8	1.14	3/6	2	0	0	0	+3	BOS
	Max Letunov	UC	FR	F	8	3-5-8	1.00	1/2	0	0	0	0	-7	ARI
	C.J. Smith	UML	SO	F	9	3-5-8	0.89	4/16	1	0	1	0	+5	
	Zach Aston-Reese	NU	JR	F	9	2-6-8	0.89	2/4	0	0	0	0	+1	
10	Ryan Fitzgerald	BC	JR	F	4	3-4-7	1.75	4/19	0	1	1	0	+9	BOS
	Thomas DiPauli	ND	SR	F	6	2-5-7	1.17	1/2	0	0	1	0	+6	WSH
	Dominic Trento	UM	SO	F	8	4-3-7	0.88	1/2	1	0	1	0	+1	
	Ray Pigozzi	UM	JR	F	8	3-4-7	0.88	3/6	0	0	0	0	+1	
	Mario Puskarich	UVM	JR	F	8	2-5-7	0.88	2/4	0	0	0	0	-1	
	Dennis Kravchenko	UM	SO	F	8	1-6-7	0.88	3/6	0	0	0	0	+1	
	Joe Gambardella	UML	JR	F	9	1-6-7	0.78	0/0	0	0	0	0	+7	
17	Nick Saracino	PC	SR	LW	4	1-5-6	1.50	1/2	0	0	0	0	+3	
	Miles Wood	BC	FR	F	5	3-3-6	1.20	6/20	1	0	0	0	+4	NJD
	Matthew Gaudreau	BC	JR	F	5	2-4-6	1.20	1/2	0	0	0	0	+8	
	Jake Evans	ND	SO	F	6	2-4-6	1.00	3/6	1	0	0	0	+3	MTL
	Brian Christie	MC	SR	F	7	3-3-6	0.86	1/2	0	0	0	0	+4	
	Brandon Fortunato	BU	SO	D	7	2-4-6	0.86	0/0	1	0	1	0	+2	
	Tage Thompson	UC	FR	F	8	4-2-6	0.75	1/2	4	0	0	1	-7	
	Austin Plevy	UM	FR	F	8	2-4-6	0.75	1/2	0	0	1	0	+1	
	Adam Chapie	UML	SR	F	9	3-3-6	0.67	7/25	1	0	1	0	+1	
	Dylan Zink	UML	JR	D	9	3-3-6	0.67	1/2	2	0	1	0	+4	
	Michael Kapla	UML	JR	D	9	2-4-6	0.67	3/6	0	0	0	0	+3	
	Dylan Sikura	NU	SO	F	9	2-4-6	0.67	1/2	1	0	0	0	-7	CHI

Defenseman Scoring

				GP	G-A-P	PPG	PIM	PP	SH	GW	HT	+/-	NHL	
1	Brandon Fortunato	BU	SO	D	7	2-4-6	0.86	0/0	1	0	1	0	+2	
	Dylan Zink	UML	JR	D	9	3-3-6	0.67	1/2	2	0	1	0	+4	
	Michael Kapla	UML	JR	D	9	2-4-6	0.67	3/6	0	0	0	0	+3	
4	Teddy Doherty	BC	SR	D	4	4-1-5	1.25	1/2	3	0	1	0	+2	
	Jake Walman	PC	SO	D	4	2-3-5	1.25	2/4	2	0	0	0	+1	STL
	Steve Santini	BC	JR	D	5	1-4-5	1.00	1/2	0	0	1	0	+7	NJD
	Matias Cleland	UNH	JR	D	5	1-4-5	1.00	0/0	0	0	0	0	-2	
	Garret Cockerill	NU	SO	D	8	3-2-5	0.62	3/6	2	0	0	0	E	
	Alexx Privitera	UVM	SR	D	8	2-3-5	0.62	6/12	1	0	0	0	+1	
10	Matt Grzelczyk	BU	SR	D	4	2-2-4	1.00	5/10	1	0	0	0	+3	BOS
	John Gilmour	PC	SR	D	4	1-3-4	1.00	2/4	0	0	0	0	+3	CGY
	Dan Renouf	ME	JR	D	6	2-2-4	0.67	2/12	1	0	1	0	-2	
	Dennis Gilbert	ND	FR	D	6	1-3-4	0.67	1/2	1	0	0	0	+2	CHI
	Johnny Austin	UC	SO	D	7	0-4-4	0.57	0/0	0	0	0	0	-5	
	Matt Benning	NU	JR	D	9	2-2-4	0.44	4/11	1	0	0	0	-5	BOS

Freshman Scoring

				GP	G-A-P	PPG	PIM	PP	SH	GW	HT	+/-	NHL	
1	Colin White	BC	FR	F	5	3-10-13	2.60	5/18	0	0	1	0	+9	OTT
2	Jakob Forsbacka Karlsson	BU	FR	F	7	3-5-8	1.14	3/6	2	0	0	0	+3	BOS
	Max Letunov	UC	FR	F	8	3-5-8	1.00	1/2	0	0	0	0	-7	ARI
4	Miles Wood	BC	FR	F	5	3-3-6	1.20	6/20	1	0	0	0	+4	NJD
	Tage Thompson	UC	FR	F	8	4-2-6	0.75	1/2	4	0	0	1	-7	
	Austin Plevy	UM	FR	F	8	2-4-6	0.75	1/2	0	0	1	0	+1	
7	Nick Master	UML	FR	F	9	2-3-5	0.56	2/4	2	0	1	0	E	
8	Dennis Gilbert	ND	FR	D	6	1-3-4	0.67	1/2	1	0	0	0	+2	CHI
	Kurt Keats	UM	FR	F	7	3-1-4	0.57	0/0	0	0	0	0	+1	
	Ryan Cloonan	BU	FR	F	7	2-2-4	0.57	2/4	0	0	0	0	+1	
	Adam Gaudette	NU	FR	F	9	3-1-4	0.44	4/8	0	1	0	0	-1	VAN
12	Chris Miller	UNH	FR	F	5	2-1-3	0.60	1/2	0	0	0	0	+2	
	Dylan Malmquist	ND	FR	LW	5	1-2-3	0.60	2/4	0	0	0	0	+2	
	Casey Fitzgerald	BC	FR	D	5	0-3-3	0.60	4/16	0	0	0	0	+7	
	Chris Brown	BC	FR	F	5	0-3-3	0.60	0/0	0	0	0	0	+6	BUF
	Charlie McAvoy	BU	FR	D	6	0-3-3	0.50	4/19	0	0	0	0	+1	
	Joseph Masonius	UC	FR	D	7	1-2-3	0.43	5/10	0	0	0	0	-4	
	Callum Fryer	UM	FR	D	8	1-2-3	0.38	2/4	0	0	0	0	+2	
	Max Kalter	UC	FR	F	8	0-3-3	0.38	1/2	0	0	0	0	-1	

Hockey East Conference Scoring Leaders

Goal Scoring				GP	G	GPG	Assist Scoring				GP	A	APG
1	Andrew Poturalski	UNH	SO F	5	5	1.00	1	Colin White	BC	FR F	5	10	2.00
2	Teddy Doherty	BC	SR D	4	4	1.00		Tyler Kelleher	UNH	JR F	5	10	2.00
	Mark Jankowski	PC	SR C	4	4	1.00	3	Danny O'Regan	BU	SR F	7	8	1.14
	Ahti Oksanen	BU	SR F	7	4	0.57	4	Andrew Poturalski	UNH	SO F	5	7	1.40
	Tage Thompson	UC	FR F	8	4	0.50	5	Dennis Kravchenko	UM	SO F	8	6	0.75
	Shane Walsh	UM	SR F	8	4	0.50		Joe Gambardella	UML	JR F	9	6	0.67
	Dominic Trento	UM	SO F	8	4	0.50		Zach Aston-Reese	NU	JR F	9	6	0.67
8	16 Players Tied With				3		8	Nick Saracino	PC	SR LW	4	5	1.25
								Thomas DiPauli	NDM	SR F	6	5	0.83
								Jakob Forsbacka Karlsson	BU	FR F	7	5	0.71
								Max Letunov	UC	FR F	8	5	0.62
								Mario Puskarich	UVM	JR F	8	5	0.62
								C.J. Smith	UML	SO F	9	5	0.56

Power Play Goals				GP	G	GPG	Power Play Points				GP	G-A-P	PPG
1	Tage Thompson	UC	FR F	8	4	0.50	1	Andrew Poturalski	UNH	SO F	5	3-3-6	1.20
2	Teddy Doherty	BC	SR D	4	3	0.75		Danny O'Regan	BU	SR F	7	2-4-6	0.86
	Mark Jankowski	PC	SR C	4	3	0.75	3	Tyler Kelleher	UNH	JR F	5	1-4-5	1.00
	Andrew Poturalski	UNH	SO F	5	3	0.60		C.J. Smith	UML	SO F	9	1-4-5	0.56
5	10 Players Tied With				2		5	8 Players Tied With				4 Points	

Shorthanded Goals				GP	G	GPG	Game-Winning Goals				GP	G	GPG
1	Ryan Fitzgerald	BC	JR F	4	1	0.25	1	Mark Jankowski	PC	SR C	4	2	0.50
	Steven Swavely	ME	SR F	6	1	0.17		Dan Senkbeil	UVM	SR D	8	2	0.25
	Cam Brown	ME	JR F	6	1	0.17	3	25 Players Tied With				1	
	William Lagesson	UM	FR D	8	1	0.12							
	Adam Gaudette	NU	FR F	9	1	0.11							

Plus-Minus				GP	+/-	Hat Tricks				GP	HT
1	Ryan Fitzgerald	BC	JR F	4	+9	1	Dan Correale	UNH	SR F	5	1
	Colin White	BC	FR F	5	+9		Tage Thompson	UC	FR F	8	1
3	Matthew Gaudreau	BC	JR F	5	+8						
4	Ian McCoshen	BC	JR D	5	+7						
	Steve Santini	BC	JR D	5	+7						
	Casey Fitzgerald	BC	FR D	5	+7						
	Joe Gambardella	UML	JR F	9	+7						
8	7 Players Tied With				+6						

Blocked Shots				GP	BLK	BLK/G	Face-Off Percentage				FW	FL	FO %
1	Doyle Somerby	BU	JR D	7	17	2.43	1	Ryan Fitzgerald	BC	JR F	19	7	.731
2	Alexx Privitera	UVM	SR D	8	16	2.00	2	Brian Morgan	ME	JR F	32	15	.681
3	Johnny Austin	UC	SO D	7	13	1.86	3	Steven Swavely	ME	SR F	82	46	.641
	Derek Pratt	UC	SO D	8	13	1.62	4	Brian Pinho	PC	SO F	39	22	.639
	Chris Forney	UML	SO D	9	13	1.44	5	Kyle Smith	UNH	SR F	55	32	.632
6	Dennis Gilbert	NDM	FR D	6	12	2.00	6	Mike McMurtry	NU	SR F	40	25	.615
	Marc Hetnik	UM	JR D	8	12	1.50	7	Jakob Forsbacka Karlsson	BU	FR F	91	59	.607
	Callum Fryer	UM	FR D	8	12	1.50	8	Colin White	BC	FR F	46	31	.597
	Colton Saucerman	NU	SR D	8	12	1.50	9	Austin Cangelosi	BC	JR F	60	44	.577
	Garret Cockerill	NU	SO D	8	12	1.50	10	Jake Evans	NDM	SO F	52	39	.571

Hockey East Conference Goaltending Leaders

Goals Against Average

			GP	Minutes	GA	GAA	Record	SO	Saves	Save %	NHL	
1	Thatcher Demko	BC	JR	5	299:56	4	0.80	5-0-0	3	139	.972	VAN
2	Kevin Boyle	UML	SR	9	555:17	11	1.19	6-0-3	2	262	.960	
3	Nick Ellis	PC	JR	4	249:55	6	1.44	2-0-2	1	115	.950	
4	Matt Morris	ME	JR	4	167:25	5	1.79	2-0-0	0	98	.951	
5	Cal Petersen	ND	SO	6	367:31	11	1.80	3-1-2	0	133	.924	BUF
6	Collin Delia	MC	SO	7	437:42	15	2.06	2-1-4	0	168	.918	
7	Connor LaCouvee	BU	SO	6	329:31	14	2.55	2-1-2	0	164	.921	
8	Mike Santaguida	UVM	JR	8	482:54	21	2.61	2-4-2	0	195	.903	
9	Nic Renyard	UM	FR	8	434:12	19	2.63	2-2-4	0	222	.921	
10	Rob McGovern	ME	FR	4	189:28	9	2.85	0-4-0	0	88	.907	
11	Ryan Ruck	NU	FR	8	481:35	25	3.11	0-7-1	0	191	.884	
12	Rob Nichols	UC	JR	8	463:12	28	3.63	1-7-0	0	228	.891	
13	Daniel Tirone	UNH	SO	4	253:45	16	3.78	0-1-3	0	105	.868	

Save Percentage

			GP	Minutes	GA	GAA	Record	SO	Saves	Save %	NHL	
1	Thatcher Demko	BC	JR	5	299:56	4	0.80	5-0-0	3	139	.972	VAN
2	Kevin Boyle	UML	SR	9	555:17	11	1.19	6-0-3	2	262	.960	
3	Matt Morris	ME	JR	4	167:25	5	1.79	2-0-0	0	98	.951	
4	Nick Ellis	PC	JR	4	249:55	6	1.44	2-0-2	1	115	.950	
5	Cal Petersen	ND	SO	6	367:31	11	1.80	3-1-2	0	133	.924	BUF
6	Connor LaCouvee	BU	SO	6	329:31	14	2.55	2-1-2	0	164	.921	
7	Nic Renyard	UM	FR	8	434:12	19	2.63	2-2-4	0	222	.921	
8	Collin Delia	MC	SO	7	437:42	15	2.06	2-1-4	0	168	.918	
9	Rob McGovern	ME	FR	4	189:28	9	2.85	0-4-0	0	88	.907	
10	Mike Santaguida	UVM	JR	8	482:54	21	2.61	2-4-2	0	195	.903	
11	Rob Nichols	UC	JR	8	463:12	28	3.63	1-7-0	0	228	.891	
12	Ryan Ruck	NU	FR	8	481:35	25	3.11	0-7-1	0	191	.884	
13	Daniel Tirone	UNH	SO	4	253:45	16	3.78	0-1-3	0	105	.868	

Saves

			GP	SVS/G	Saves	
1	Kevin Boyle	UML	SR	9	29.1	262
2	Rob Nichols	UC	JR	8	28.5	228
3	Nic Renyard	UM	FR	8	27.8	222
4	Mike Santaguida	UVM	JR	8	24.4	195
5	Ryan Ruck	NU	FR	8	23.9	191
6	Collin Delia	MC	SO	7	24.0	168
7	Connor LaCouvee	BU	SO	6	27.3	164
8	Thatcher Demko	BC	JR	5	27.8	139
9	Cal Petersen	ND	SO	6	22.2	133
10	Nick Ellis	PC	JR	4	28.8	115
11	Daniel Tirone	UNH	SO	4	26.2	105
12	Matt Morris	ME	JR	4	24.5	98
13	Rob McGovern	ME	FR	4	22.0	88
14	Adam Clark	UNH	SO	1	28.0	28
15	Sean Maguire	BU	SR	2	13.0	26
16	Derick Roy	NU	JR	1	22.0	22
17	Henry Dill	UM	SO	1	11.0	11
18	Tanner Creel	UC	SO	1	8.0	8
19	Alex Wakaluk	UM	JR	1	5.0	5

Shutouts

			GP	Shutouts	
1	Thatcher Demko	BC	JR	5	3
2	Kevin Boyle	UML	SR	9	2
3	Nick Ellis	PC	JR	4	1

Hockey East Conference Team Stats

TEAM OFFENSE

Team	Games	Goals	G/GM
1 Boston College	5	23	4.60
2 New Hampshire	5	18	3.60
3 Boston University	7	22	3.14
4 Notre Dame	6	18	3.00
Providence	4	12	3.00
6 Massachusetts	8	23	2.88
7 UMass Lowell	9	24	2.67
8 Merrimack	7	16	2.29
9 Connecticut	8	17	2.12
Vermont	8	17	2.12
11 Northeastern	9	18	2.00
12 Maine	6	8	1.33

TEAM DEFENSE

Team	Games	Goals	G/GM
1 Boston College	5	4	0.80
2 UMass Lowell	9	11	1.22
3 Providence	4	6	1.50
4 Notre Dame	6	12	2.00
5 Merrimack	7	15	2.14
6 Maine	6	16	2.67
7 Vermont	8	22	2.75
8 Boston University	7	20	2.86
9 Northeastern	9	31	3.44
10 Massachusetts	8	28	3.50
11 New Hampshire	5	19	3.80
12 Connecticut	8	32	4.00



POWER PLAY

Team	Totals	SHA	PP %
1 Notre Dame	6/25	0	24.0
2 Boston University	7/30	1	23.3
3 New Hampshire	6/26	1	23.1
4 Providence	5/22	0	22.7
5 UMass Lowell	8/38	0	21.1
6 Northeastern	7/40	0	17.5
7 Massachusetts	4/24	0	16.7
8 Connecticut	6/37	1	16.2
9 Boston College	4/26	0	15.4
10 Maine	3/26	0	11.5
11 Vermont	2/25	2	8.0
12 Merrimack	0/20	0	0.0

PENALTY KILL

Team	Totals	SHF	PK %
1 Boston College	22/23	1	95.7
2 Maine	30/32	2	93.8
3 Massachusetts	26/30	1	86.7
4 UMass Lowell	30/35	0	85.7
5 Notre Dame	21/25	0	84.0
6 Merrimack	26/31	0	83.9
7 Providence	15/18	0	83.3
8 New Hampshire	14/17	0	82.4
9 Boston University	30/38	0	78.9
10 Connecticut	22/28	0	78.6
11 Northeastern	22/30	1	73.3
12 Vermont	23/32	0	71.9



PENALTY MINUTES

Team	Games	PIM	PIM/G
1 Boston College	5	135	27.0
2 Maine	6	151	25.2
3 Boston University	7	103	14.7
4 Providence	4	55	13.8
5 Massachusetts	8	100	12.5
6 Merrimack	7	85	12.1
7 Vermont	8	87	10.9
8 Northeastern	9	97	10.8
9 UMass Lowell	9	95	10.6
10 Notre Dame	6	63	10.5
11 Connecticut	8	64	8.0
New Hampshire	5	40	8.0

SHOTS ON GOAL

Team	Games	SOG	SOG/G
1 Boston University	7	248	35.4
2 Vermont	8	265	33.1
3 Boston College	5	163	32.6
4 Providence	4	127	31.8
5 Notre Dame	6	187	31.2
6 Massachusetts	8	236	29.5
7 Maine	6	176	29.3
8 Merrimack	7	203	29.0
9 New Hampshire	5	143	28.6
10 Northeastern	9	253	28.1
11 Connecticut	8	203	25.4
12 UMass Lowell	9	220	24.4



SCORING BY PERIOD

Team	1st	2nd	3rd	OT	Total
1 UMass Lowell	8	7	8	1	24
2 Boston College	7	7	9	-	23
Massachusetts	4	6	13	0	23
4 Boston University	4	5	13	0	22
5 New Hampshire	7	5	6	0	18
Northeastern	2	9	7	0	18
Notre Dame	6	7	5	0	18
8 Connecticut	3	7	7	-	17
Vermont	6	4	7	0	17
10 Merrimack	4	7	5	0	16
11 Providence	4	4	4	0	12
12 Maine	4	2	2	-	8

GOALS ALLOWED BY PERIOD

Team	1st	2nd	3rd	OT	Total
1 Boston College	1	0	3	-	4
2 Providence	1	1	4	0	6
3 UMass Lowell	0	6	5	0	11
4 Notre Dame	1	7	4	0	12
5 Merrimack	3	6	6	0	15
6 Maine	7	1	8	-	16
7 New Hampshire	3	4	12	0	19
8 Boston University	4	11	5	0	20
9 Vermont	7	5	10	0	22
10 Massachusetts	9	14	5	0	28
11 Northeastern	11	9	10	1	31
12 Connecticut	12	6	14	-	32



SPECIAL TEAMS NET

Team	PPF	SHA	PP NET	PPA	SHF	SH NET	ST NET
1 Boston College	4	0	+4	1	1	0	+4
2 Maine	3	0	+3	2	2	0	+3
UMass Lowell	8	0	+8	5	0	-5	+3
4 New Hampshire	6	1	+5	3	0	-3	+2
Notre Dame	6	0	+6	4	0	-4	+2
Providence	5	0	+5	3	0	-3	+2
7 Massachusetts	4	0	+4	4	1	-3	+1
8 Northeastern	7	0	+7	8	1	-7	0
9 Connecticut	6	1	+5	6	0	-6	-1
10 Boston University	7	1	+6	8	0	-8	-2
11 Merrimack	0	0	0	5	0	-5	-5
12 Vermont	2	2	0	9	0	-9	-9



Hockey East Overall Scoring Leaders

Goal Scoring				GP	G	GPG	Assist Scoring				GP	A	APG
1	Andrew Poturalski	UNH	SO F	13	11	0.85	1	Tyler Kelleher	UNH	JR F	13	17	1.31
2	Ryan Fitzgerald	BC	JR F	12	10	0.83	2	Colin White	BC	FR F	13	14	1.08
	Jake Walman	PC	SO D	12	10	0.83		Andrew Poturalski	UNH	SO F	13	14	1.08
4	Shane Walsh	UM	SR F	15	9	0.60	4	Danny O'Regan	BU	SR F	14	13	0.93
5	Dan Correale	UNH	SR F	13	8	0.62	5	Nick Saracino	PC	SR LW	12	11	0.92
6	Mark Jankowski	PC	SR C	12	7	0.58		Miles Wood	BC	FR F	13	11	0.85
	Colin White	BC	FR F	13	7	0.54		Jake Evans	NDM	SO F	14	11	0.79
	Ahti Oksanen	BU	SR F	14	7	0.50	8	Trevor Mingoia	PC	SR F	10	10	1.00
	Dennis Kravchenko	UM	SO F	15	7	0.47		Dennis Kravchenko	UM	SO F	15	10	0.67
	Adam Chapie	UML	SR F	15	7	0.47		Joe Gambardella	UML	JR F	15	10	0.67
11	7 Players Tied With				6		11	8 Players Tied With				9	

Power Play Goals				GP	G	GPG	Power Play Points				GP	G-A-P	PPG
1	Mark Jankowski	PC	SR C	12	5	0.42	1	Andrew Poturalski	UNH	SO F	13	5-7-12	0.92
	Jake Walman	PC	SO D	12	5	0.42	2	Jake Walman	PC	SO D	12	5-4-9	0.75
	Andrew Poturalski	UNH	SO F	13	5	0.38		Tyler Kelleher	UNH	JR F	13	2-7-9	0.69
4	Teddy Doherty	BC	SR D	12	4	0.33		Danny O'Regan	BU	SR F	14	3-6-9	0.64
	Tage Thompson	UC	FR F	13	4	0.31	5	John Gilmour	PC	SR D	11	2-6-8	0.73
	Dan Correale	UNH	SR F	13	4	0.31		Matias Cleland	UNH	JR D	13	1-7-8	0.62
	Dylan Zink	UML	JR D	14	4	0.29	7	Trevor Mingoia	PC	SR F	10	0-7-7	0.70
8	Danny O'Regan	BU	SR F	14	3	0.21		Teddy Doherty	BC	SR D	12	4-3-7	0.58
	Nick Master	UML	FR F	15	3	0.20		Nick Saracino	PC	SR LW	12	1-6-7	0.58
10	22 Players Tied With				2			Max Letunov	UC	FR F	13	0-7-7	0.54
								Adam Chapie	UML	SR F	15	2-5-7	0.47

Shorthanded Goals				GP	G	GPG	Game-Winning Goals				GP	G	GPG
1	12 Players Tied With				1		1	Ryan Fitzgerald	BC	JR F	12	3	0.25
								Jake Walman	PC	SO D	12	3	0.25
								Austin Plevy	UM	FR F	14	3	0.21
								9 Players Tied With				2	

Plus-Minus				GP	+/-	Hat Tricks				GP	HT
1	Ryan Fitzgerald	BC	JR F	12	+19	1	Jake Walman	PC	SO D	12	1
2	Colin White	BC	FR F	13	+18		Max Letunov	UC	FR F	13	1
3	Ian McCoshen	BC	JR D	13	+17		Tage Thompson	UC	FR F	13	1
	Casey Fitzgerald	BC	FR D	13	+17		Dan Correale	UNH	SR F	13	1
5	Scott Savage	BC	JR D	13	+15		Andrew Poturalski	UNH	SO F	13	1
6	Matthew Gaudreau	BC	JR F	13	+11		Austin Plevy	UM	FR F	14	1
7	7 Players Tied With				+10		Steven Fogarty	NDM	SR F	14	1
							Dennis Kravchenko	UM	SO F	15	1

Blocked Shots				GP	BLK	BLK/G	Face-Off Percentage				FW	FL	FO %
1	Matias Cleland	UNH	JR D	13	35	2.69	1	Bobo Carpenter	BU	FR F	21	10	.677
2	Doyle Somerby	BU	JR D	14	32	2.29	2	Ryan Fitzgerald	BC	JR F	39	19	.672
3	Marc Hetnik	UM	JR D	15	28	1.87	3	Brian Morgan	ME	JR F	46	26	.639
4	Steve Santini	BC	JR D	13	26	2.00	4	Steven Swavely	ME	SR F	211	128	.622
5	Alexx Privitera	UVM	SR D	14	25	1.79	5	Austin Cangelosi	BC	JR F	152	94	.618
	Callum Fryer	UM	FR D	15	25	1.67	6	Mike McMurtry	NU	SR F	63	39	.618
7	Derek Pratt	UC	SO D	13	24	1.85	7	Colin White	BC	FR F	122	84	.592
8	Brandon Hickey	BU	SO D	14	23	1.64	8	Jakob Forsbacka Karlsson	BU	FR F	173	121	.588
	Rob Michel	ME	FR D	15	23	1.53	9	Jake Evans	NDM	SO F	129	94	.578
10	3 Players Tied With				22		10	Brian Pinho	PC	SO F	108	79	.578

Hockey East Overall Goaltending Leaders

Goals Against Average

			GP	Minutes	GA	GAA	Record	SO	Saves	Save %	NHL	
1	Thatcher Demko	BC	JR	13	777:50	16	1.23	12-1-0	6	322	.953	VAN
2	Kevin Boyle	UML	SR	15	917:09	24	1.57	10-1-4	3	410	.945	
3	Collin Delia	MC	SO	12	714:21	23	1.93	6-2-4	0	273	.922	
4	Nick Ellis	PC	JR	11	668:21	22	1.98	8-0-3	1	290	.929	
5	Rob McGovern	ME	FR	8	440:09	18	2.45	0-6-2	0	214	.922	
6	Matt Morris	ME	JR	9	452:16	19	2.52	4-2-1	0	252	.930	
7	Cal Petersen	ND	SO	14	847:46	36	2.55	6-4-4	0	380	.913	BUF
8	Connor LaCouvee	BU	SO	11	634:44	28	2.65	5-2-3	0	297	.914	
9	Mike Santaguida	UVM	JR	14	839:14	38	2.72	3-9-2	1	373	.908	
10	Ryan Ruck	NU	FR	11	604:56	30	2.98	0-8-1	0	246	.891	
11	Nic Renyard	UM	FR	12	648:56	33	3.05	4-3-4	0	345	.913	
12	Rob Nichols	UC	JR	12	702:08	38	3.25	3-9-0	0	325	.895	
13	Daniel Tirone	UNH	SO	11	673:23	45	4.01	2-6-3	0	320	.877	

Save Percentage

			GP	Minutes	GA	GAA	Record	SO	Saves	Save %	NHL	
1	Thatcher Demko	BC	JR	13	777:50	16	1.23	12-1-0	6	322	.953	VAN
2	Kevin Boyle	UML	SR	15	917:09	24	1.57	10-1-4	3	410	.945	
3	Matt Morris	ME	JR	9	452:16	19	2.52	4-2-1	0	252	.930	
4	Nick Ellis	PC	JR	11	668:21	22	1.98	8-0-3	1	290	.929	
5	Rob McGovern	ME	FR	8	440:09	18	2.45	0-6-2	0	214	.922	
6	Collin Delia	MC	SO	12	714:21	23	1.93	6-2-4	0	273	.922	
7	Connor LaCouvee	BU	SO	11	634:44	28	2.65	5-2-3	0	297	.914	
8	Cal Petersen	ND	SO	14	847:46	36	2.55	6-4-4	0	380	.913	BUF
9	Nic Renyard	UM	FR	12	648:56	33	3.05	4-3-4	0	345	.913	
10	Mike Santaguida	UVM	JR	14	839:14	38	2.72	3-9-2	1	373	.908	
11	Rob Nichols	UC	JR	12	702:08	38	3.25	3-9-0	0	325	.895	
12	Ryan Ruck	NU	FR	11	604:56	30	2.98	0-8-1	0	246	.891	
13	Daniel Tirone	UNH	SO	11	673:23	45	4.01	2-6-3	0	320	.877	

Saves

			GP	SVS/G	Saves	Shutouts			GP	Shutouts		
1	Kevin Boyle	UML	SR	15	27.3	410	1	Thatcher Demko	BC	JR	13	6
2	Cal Petersen	ND	SO	14	27.1	380	2	Kevin Boyle	UML	SR	15	3
3	Mike Santaguida	UVM	JR	14	26.6	373	3	Sean Maguire	BU	SR	4	1
4	Nic Renyard	UM	FR	12	28.8	345		Nick Ellis	PC	JR	11	1
5	Rob Nichols	UC	JR	12	27.1	325		Mike Santaguida	UVM	JR	14	1
6	Thatcher Demko	BC	JR	13	24.8	322						
7	Daniel Tirone	UNH	SO	11	29.1	320						
8	Connor LaCouvee	BU	SO	11	27.0	297						
9	Nick Ellis	PC	JR	11	26.4	290						
10	Collin Delia	MC	SO	12	22.8	273						
11	Matt Morris	ME	JR	9	28.0	252						
12	Ryan Ruck	NU	FR	11	22.4	246						
13	Rob McGovern	ME	FR	8	26.8	214						
14	Henry Dill	UM	SO	5	23.6	118						
15	Derick Roy	NU	JR	6	12.5	75						
16	Sean Maguire	BU	SR	4	16.8	67						
17	Adam Clark	UNH	SO	2	31.0	62						
18	Hayden Hawkey	PC	FR	2	15.5	31						
19	Steve Thulin	UC	SO	1	24.0	24						
20	Drew Vogler	MC	FR	2	5.0	10						

Hockey East Overall Team Stats

TEAM OFFENSE

Team	Games	Goals	G/GM
1 Boston College	13	59	4.54
2 Providence	12	48	4.00
3 New Hampshire	13	47	3.62
4 Boston University	14	45	3.21
5 Notre Dame	14	43	3.07
6 Massachusetts	15	45	3.00
7 UMass Lowell	15	44	2.93
8 Merrimack	12	34	2.83
9 Connecticut	13	31	2.38
10 Northeastern	15	33	2.20
11 Vermont	14	26	1.86
12 Maine	15	26	1.73

TEAM DEFENSE

Team	Games	Goals	G/GM
1 Boston College	13	16	1.23
2 UMass Lowell	15	24	1.60
3 Merrimack	12	24	2.00
4 Providence	12	25	2.08
5 Maine	15	40	2.67
6 Boston University	14	39	2.79
Notre Dame	14	39	2.79
8 Vermont	14	40	2.86
9 Northeastern	15	48	3.20
10 Massachusetts	15	51	3.40
11 Connecticut	13	48	3.69
12 New Hampshire	13	51	3.92



POWER PLAY

Team	Totals	SHA	PP %
1 New Hampshire	16/64	2	25.0
2 UMass Lowell	15/65	0	23.1
3 Providence	13/60	1	21.7
4 Notre Dame	11/52	0	21.2
5 Massachusetts	10/49	0	20.4
6 Boston University	11/55	2	20.0
7 Boston College	13/71	0	18.3
8 Connecticut	9/55	2	16.4
9 Northeastern	9/69	0	13.0
10 Maine	7/63	0	11.1
11 Vermont	4/43	3	9.3
12 Merrimack	2/37	0	5.4

PENALTY KILL

Team	Totals	SHF	PK %
1 Boston College	54/59	3	91.5
2 Merrimack	39/44	0	88.6
3 UMass Lowell	48/55	0	87.3
4 New Hampshire	35/42	1	83.3
5 Maine	58/70	3	82.9
6 Providence	45/56	0	80.4
7 Boston University	52/65	0	80.0
8 Massachusetts	43/54	1	79.6
9 Connecticut	42/53	1	79.2
10 Notre Dame	50/64	1	78.1
11 Vermont	43/56	1	76.8
12 Northeastern	42/56	1	75.0



PENALTY MINUTES

Team	Games	PIM	PIM/G
1 Boston College	13	262	20.2
2 Maine	15	231	15.4
3 Notre Dame	14	178	12.7
4 Providence	12	150	12.5
5 Massachusetts	15	179	11.9
6 Boston University	14	165	11.8
7 Vermont	14	149	10.6
8 Northeastern	15	159	10.6
9 Connecticut	13	133	10.2
10 UMass Lowell	15	147	9.8
11 Merrimack	12	117	9.8
12 New Hampshire	13	104	8.0

SHOTS ON GOAL

Team	Games	SOG	SOG/G
1 Boston University	14	503	35.9
2 Boston College	13	444	34.2
3 Notre Dame	14	442	31.6
4 Maine	15	473	31.5
5 Northeastern	15	469	31.3
6 Vermont	14	437	31.2
7 Providence	12	373	31.1
8 New Hampshire	13	383	29.5
9 UMass Lowell	15	435	29.0
10 Merrimack	12	346	28.8
11 Massachusetts	15	430	28.7
12 Connecticut	13	348	26.8



SCORING BY PERIOD

Team	1st	2nd	3rd	OT	Total
1 Boston College	17	19	23	-	59
2 Providence	19	14	15	0	48
3 New Hampshire	12	16	19	0	47
4 Boston University	9	11	24	1	45
Massachusetts	6	13	25	1	45
6 UMass Lowell	15	16	12	1	44
7 Notre Dame	12	20	11	0	43
8 Merrimack	9	12	13	0	34
9 Northeastern	4	17	12	0	33
10 Connecticut	11	10	10	-	31
11 Maine	8	7	10	1	26
Vermont	8	7	11	0	26

GOALS ALLOWED BY PERIOD

Team	1st	2nd	3rd	OT	Total
1 Boston College	4	3	9	-	16
2 UMass Lowell	3	12	9	0	24
Merrimack	7	9	8	0	24
4 Providence	5	10	10	0	25
5 Boston University	12	15	12	0	39
Notre Dame	6	19	14	0	39
7 Maine	10	12	17	1	40
Vermont	14	10	16	0	40
9 Connecticut	17	11	20	-	48
Northeastern	22	12	13	1	48
11 Massachusetts	17	22	12	0	51
New Hampshire	15	10	25	1	51



SPECIAL TEAMS NET

Team	PPF	SHA	PP NET	PPA	SHF	SH NET	ST NET
1 Boston College	13	0	+13	5	3	-2	+11
2 UMass Lowell	15	0	+15	7	0	-7	+8
New Hampshire	16	2	+14	7	1	-6	+8
4 Providence	13	1	+12	11	0	-11	+1
5 Massachusetts	10	0	+10	11	1	-10	0
6 Maine	7	0	+7	12	3	-9	-2
Notre Dame	11	0	+11	14	1	-13	-2
8 Connecticut	9	2	+7	11	1	-10	-3
Merrimack	2	0	+2	5	0	-5	-3
10 Boston University	11	2	+9	13	0	-13	-4
Northeastern	9	0	+9	14	1	-13	-4
12 Vermont	4	3	+1	13	1	-12	-11



National Category Leaders

Points Per Game

		GP	G-A-P	P/GM
1 Andrew Poturalski	New Hampshire	SO F 13	11-14-25	1.92
2 Tyler Kelleher	New Hampshire	JR F 13	6-17-23	1.77
3 Jimmy Vesey (NSH)	Harvard	SR F 8	7-7-14	1.75
Zac Lynch	Robert Morris	SR F 12	9-12-21	1.75
5 Nick Lappin	Brown	SR F 9	6-9-15	1.67
6 Colin White (OTT)	Boston College	FR F 13	7-14-21	1.62
7 Ryan Fitzgerald (BOS)	Boston College	JR F 12	10-9-19	1.58
8 Jake Guentzel (PIT)	Omaha	JR F 14	8-14-22	1.57
9 Alexander Kerfoot (NJD)	Harvard	JR F 8	2-10-12	1.50
Jake Walman (STL)	Providence	SO D 12	10-8-18	1.50
Greg Gibson	Robert Morris	SR F 12	9-9-18	1.50
12 Drake Caggiula	North Dakota	SR F 15	11-10-21	1.40
13 Tommy Marchin	Brown	FR F 9	6-6-12	1.33
Mark Jankowski (CGY)	Providence	SR F 12	7-9-16	1.33
Brandon Denham	Robert Morris	SR F 12	9-7-16	1.33
16 Nick Schmaltz (CHI)	North Dakota	SO F 16	2-19-21	1.31
17 Miles Wood (NJD)	Boston College	FR F 13	6-11-17	1.31
18 Trevor Mingoia	Providence	SR F 10	3-10-13	1.30
19 Austin Ortega	Omaha	JR F 14	12-6-18	1.29
20 Nick Saracino	Providence	SR F 12	4-11-15	1.25
21 Danny O'Regan (SJS)	Boston University	SR F 14	4-13-17	1.21
David Morley	St. Cloud State	SR F 14	7-10-17	1.21
23 Sam Anas	Quinnipiac	JR F 15	9-9-18	1.20
24 Tony Cameranesi (TOR)	Minnesota Duluth	SR F 11	4-9-13	1.18
25 Max Letunov (ARI)	Connecticut	FR F 13	6-9-15	1.15

Goals Against Average

		Minutes	GA	GAA
1 Merrick Madsen (PHI)	Harvard	SO 299:24	3	0.60
2 Thatcher Demko (VAN)	Boston College	JR 777:50	16	1.23
3 Michael Garteig	Quinnipiac	SR 889:12	19	1.28
4 Chris Nell	Bowling Green	SO 698:28	18	1.55
5 Kevin Boyle	UMass Lowell	SR 917:09	24	1.57
6 Alex Lyon	Yale	JR 555:22	15	1.62
7 Jason Pawloski	Minnesota State	FR 452:10	13	1.73
8 Mitch Gillam	Cornell	JR 554:18	16	1.73
9 Kyle Hayton	St. Lawrence	SO 726:41	22	1.82
10 Charlie Lindgren	St. Cloud State	JR 763:56	24	1.88
11 Evan Weninger	Omaha	FR 502:53	16	1.91
12 Collin Delia	Merrimack	SO 714:21	23	1.93
13 Kasimir Kaskisuo	Minnesota Duluth	SO 772:58	25	1.94
14 Nick Ellis	Providence	JR 668:21	22	1.98
15 Tanner Jaillet	Denver	SO 370:08	13	2.11
16 Matt Hrynkiw	North Dakota	JR 653:48	23	2.11
17 Eamon McAdam (NYI)	Penn State	JR 418:30	15	2.15
18 Alex Sakellaropoulos	Union	JR 602:07	22	2.19
19 Darren Smith	Ferris State	FR 595:28	22	2.22
20 Atte Tolvanen	Northern Michigan	FR 826:04	31	2.25
21 Jamie Phillips (WPG)	Michigan Tech	SR 849:44	32	2.26
22 Michael Lackey	Harvard	FR 183:10	7	2.29
23 Ryan McKay	Miami	SR 704:38	27	2.30
24 Paul Berrafato	Holy Cross	SO 594:40	23	2.32
25 Evan Cowley (FLA)	Denver	JR 360:45	14	2.33

Points Per Game (Defensemen)

		GP	G-A-P	P/GM
1 Jake Walman (STL)	Providence	SO D 12	10-8-18	1.50
2 Will Butcher (COL)	Denver	JR D 12	3-9-12	1.00
3 Philippe Drouin	Mercyhurst	JR D 14	3-10-13	0.93
4 John Gilmour (CGY)	Providence	SR D 11	3-7-10	0.91
5 Max Gottlieb	Brown	FR D 9	0-8-8	0.89
6 Joey Raats	Arizona State	FR D 13	1-10-11	0.85
Graeme McCormack	Bemidji State	SR D 13	6-5-11	0.85
Jake Bolton	Holy Cross	SR D 13	0-11-11	0.85
Matias Cleland	New Hampshire	JR D 13	2-9-11	0.85
10 Teddy Doherty	Boston College	SR D 12	6-4-10	0.83
Nolan Zajac	Denver	SR D 12	1-9-10	0.83
Tyson Wilson	Robert Morris	SR D 12	1-9-10	0.83
13 Zach Werenski (CLB)	Michigan	SO D 11	4-5-9	0.82
14 Troy Stecher	North Dakota	JR D 16	3-10-13	0.81
15 Luke Juha	Penn State	SR D 10	2-6-8	0.80
Chase Priskie	Quinnipiac	FR D 15	1-11-12	0.80
17 Casey Fitzgerald	Boston College	FR D 13	2-8-10	0.77
Brandon Fortunato	Boston University	SO D 13	3-7-10	0.77
Eric Sweetman	St. Lawrence	JR D 13	3-7-10	0.77
Gavin Bayreuther	St. Lawrence	JR D 13	4-6-10	0.77

Save Percentage

		Saves	GA	Save %
1 Merrick Madsen (PHI)	Harvard	SO 141	3	.979
2 Thatcher Demko (VAN)	Boston College	JR 322	16	.953
3 Evan Weninger	Omaha	FR 291	16	.948
4 Michael Garteig	Quinnipiac	SR 334	19	.946
5 Kevin Boyle	UMass Lowell	SR 410	24	.945
6 Jayson Argue	Bentley	SO 254	16	.941
7 Chris Nell	Bowling Green	SO 284	18	.940
8 Colton Phinney	Princeton	JR 364	24	.938
9 Kyle Hayton	St. Lawrence	SO 331	22	.938
10 Alex Lyon	Yale	JR 224	15	.937
11 Mitch Gillam	Cornell	JR 237	16	.937
12 Charlie Lindgren	St. Cloud State	JR 322	24	.931
13 Atte Tolvanen	Northern Michigan	FR 415	31	.930
14 Matt Morris	Maine	JR 252	19	.930
15 Nick Ellis	Providence	JR 290	22	.929
16 Tanner Jaillet	Denver	SO 171	13	.929
17 Darren Smith	Ferris State	FR 289	22	.929
18 Cam Hackett	Rensselaer	FR 249	19	.929
19 Eamon McAdam (NYI)	Penn State	JR 196	15	.929
20 Jason Kasdorf (BUF)	Rensselaer	SR 241	19	.927

Points Per Game (Freshmen)

		GP	G-A-P	P/GM
1 Colin White (OTT)	Boston College	F 13	7-14-21	1.62
2 Tommy Marchin	Brown	F 9	6-6-12	1.33
3 Miles Wood (NJD)	Boston College	F 13	6-11-17	1.31
4 Max Letunov (ARI)	Connecticut	F 13	6-9-15	1.15
5 Cooper Marody (PHI)	Michigan	F 11	7-5-12	1.09
Kyle Connor (WPG)	Michigan	F 11	5-7-12	1.09
7 Jordan Masters	Arizona State	F 13	5-9-14	1.08
Chase Berger	Penn State	F 13	9-5-14	1.08
9 Jack Roslovic (WPG)	Miami	F 14	8-7-15	1.07
10 Mason Appleton (WPG)	Michigan State	F 13	3-10-13	1.00
Brock Boeser (VAN)	North Dakota	F 16	8-8-16	1.00
12 Jakob Forsbacka Karlsson (BOS)	Boston University	F 14	4-9-13	0.93
Austin Plevy	Massachusetts	F 14	6-7-13	0.93
14 Alec Marsh	Penn State	F 13	5-7-12	0.92
15 Dylan Gambrell	Denver	F 12	2-9-11	0.92
16 Max Gottlieb	Brown	D 9	0-8-8	0.89
Anthony Angello (PIT)	Cornell	F 9	5-3-8	0.89
18 Ryan Donato (BOS)	Harvard	F 8	4-3-7	0.88
19 Derek Barach	Mercyhurst	F 14	6-6-12	0.86
20 Joey Raats	Arizona State	D 13	1-10-11	0.85
Taylor Best	Mercyhurst	F 13	4-7-11	0.85

Winning Percentage

		W-L-T	Win %
1 Merrick Madsen (PHI)	Harvard	SO 5-0-0	1.000
2 Michael Garteig	Quinnipiac	SR 13-0-2	.933
3 Thatcher Demko (VAN)	Boston College	JR 12-1-0	.923
4 Dalton Izyk	Robert Morris	JR 4-0-1	.900
5 Evan Weninger	Omaha	FR 8-1-0	.889
6 Nick Ellis	Providence	JR 8-0-3	.864
7 Eamon McAdam (NYI)	Penn State	JR 6-1-0	.857
Jason Pawloski	Minnesota State	FR 5-0-2	.857
9 Kevin Boyle	UMass Lowell	SR 10-1-4	.800
10 Matt Hrynkiw	North Dakota	JR 9-2-1	.792
11 Mitch Gillam	Cornell	JR 6-1-2	.778
12 Charlie Lindgren	St. Cloud State	JR 10-3-0	.769
13 Cam Hackett	Rensselaer	FR 5-1-2	.750
Steve Racine	Michigan	SR 4-1-1	.750
15 Kyle Hayton	St. Lawrence	SO 8-3-1	.708
16 Zach Nagelvoort (EDM)	Michigan	JR 3-1-1	.700
Kirk Thompson	Omaha	JR 3-1-1	.700
18 Chris Nell	Bowling Green	SO 6-2-3	.682
19 Jamie Phillips (WPG)	Michigan Tech	SR 9-4-1	.679
20 Collin Delia	Merrimack	SO 6-2-4	.667
Alex Lyon	Yale	JR 5-2-2	.667
Evan Cowley (FLA)	Denver	JR 4-2-0	.667
Tanner Jaillet	Denver	SO 3-1-2	.667

National Category Leaders

Goals Per Game

			GP	G	G/GM	
1	Jimmy Vesey (NSH)	Harvard	SR F	8	7	0.88
2	Austin Ortega	Omaha	JR F	14	12	0.86
3	Andrew Poturalski	New Hampshire	SO F	13	11	0.85
4	Ryan Fitzgerald (BOS)	Boston College	JR F	12	10	0.83
	Jake Walman (STL)	Providence	SO D	12	10	0.83
6	Brandon Denham	Robert Morris	SR F	12	9	0.75
	Greg Gibson	Robert Morris	SR F	12	9	0.75
	Zac Lynch	Robert Morris	SR F	12	9	0.75
	Kyle Crisculo	Harvard	SR F	8	6	0.75
10	Drake Caggiula	North Dakota	SR F	15	11	0.73
11	Chase Berger	Penn State	FR F	13	9	0.69
12	Nick Lappin	Brown	SR F	9	6	0.67
	Tommy Marchin	Brown	FR F	9	6	0.67
14	Tyler Heinonen	Michigan Tech	JR F	14	9	0.64
	Judd Peterson (BUF)	St. Cloud State	SO F	14	9	0.64
16	Tyler Motte (CHI)	Michigan	JR F	11	7	0.64
	Cooper Marody (PHI)	Michigan	FR F	11	7	0.64
	Leon Bristedt	Minnesota	SO F	11	7	0.64
19	Gerry Fitzgerald	Bemidji State	SO F	13	8	0.62
	Austin Farley	Minnesota Duluth	SR F	13	8	0.62
	Dan Correale	New Hampshire	SR F	13	8	0.62
22	Shane Walsh	Massachusetts	SR F	15	9	0.60
	Sam Anas	Quinnipiac	JR F	15	9	0.60
24	JT Stenglein	Michigan State	JR F	12	7	0.58
	Nick Schilkey	Ohio State	JR F	12	7	0.58
	Mark Jankowski (CGY)	Providence	SR F	12	7	0.58
	Brady Ferguson	Robert Morris	SO F	12	7	0.58

Assists Per Game

			GP	A	A/GM	
1	Tyler Kelleher	New Hampshire	JR F	13	17	1.31
2	Alexander Kerfoot (NJD)	Harvard	JR F	8	10	1.25
3	Nick Schmaltz (CHI)	North Dakota	SO F	16	19	1.19
4	Colin White (OTT)	Boston College	FR F	13	14	1.08
	Andrew Poturalski	New Hampshire	SO F	13	14	1.08
6	Jake Guentzel (PIT)	Omaha	JR F	14	14	1.00
	Zac Lynch	Robert Morris	SR F	12	12	1.00
	Trevor Mingoia	Providence	SR F	10	10	1.00
	Nick Lappin	Brown	SR F	9	9	1.00
10	Danny O'Regan (SJS)	Boston University	SR F	14	13	0.93
	Kalle Kossila	St. Cloud State	SR F	14	13	0.93
12	Nick Saracino	Providence	SR F	12	11	0.92
13	JT Compher (COL)	Michigan	JR F	11	10	0.91
14	Max Gottlieb	Brown	FR D	9	8	0.89
15	Jimmy Vesey (NSH)	Harvard	SR F	8	7	0.88
16	Miles Wood (NJD)	Boston College	FR F	13	11	0.85
	Jake Bolton	Holy Cross	SR D	13	11	0.85
18	David Gust	Ohio State	JR F	12	10	0.83
	David Friedmann	Robert Morris	SR F	12	10	0.83
	Sean Malone (BUF)	Harvard	JR F	6	5	0.83
21	Michael Ferrantino	Michigan State	SR F	11	9	0.82
	Tony Cameranesi (TOR)	Minnesota Duluth	SR F	11	9	0.82
	Mark Golberg	RIT	SO F	11	9	0.82
24	Jake Evans (MTL)	Notre Dame	SO F	14	11	0.79
25	Jeff Kubiak	Cornell	JR F	9	7	0.78

Power Play Goals

			GP	PPG/G	PPG	
1	Tim Clifton	Quinnipiac	JR F	11	0.45	5
	Mark Jankowski (CGY)	Providence	SR F	12	0.42	5
	Jake Walman (STL)	Providence	SO D	12	0.42	5
	A.J. Fossen	Clarkson	JR F	13	0.38	5
	Austin Farley	Minnesota Duluth	SR F	13	0.38	5
	Andrew Poturalski	New Hampshire	SO F	13	0.38	5
	Dylan Richard	Penn State	JR F	13	0.38	5
	Jack Roslovic (WPG)	Miami	FR F	14	0.36	5
	Travis St. Denis	Quinnipiac	SR F	15	0.33	5
10	12 Players Tied With					4

Game-Winning Goals

			GP	GWG	
1	Austin Ortega	Omaha	JR F	14	5
2	Jimmy Vesey (NSH)	Harvard	SR F	8	3
	Ryan Fitzgerald (BOS)	Boston College	JR F	12	3
	Jake Walman (STL)	Providence	SO D	12	3
	Austin Farley	Minnesota Duluth	SR D	13	3
	Ricky DeRosa	Penn State	JR F	13	3
	Austin Plevy	Massachusetts	FR F	14	3
	Jack Roslovic (WPG)	Miami	FR F	14	3
	Tyler Heinonen	Michigan Tech	JR F	14	3
	Jake Randolph	Omaha	SO F	14	3
	Joey Benik	St. Cloud State	SR F	14	3
	Patrick Russell	St. Cloud State	SO F	14	3
	Mark Cooper	Bowling Green	SR F	15	3
	Drake Caggiula	North Dakota	SR F	15	3
	Teddy Blueger (PIT)	Minnesota State	SR F	16	3

Shorthanded Goals

			GP	SHG/G	SHG	
1	Zac Lynch	Robert Morris	SR F	12	0.33	4
2	Miloš Bubela	Rensselaer	SR F	10	0.20	2
	Jake Guentzel (PIT)	Omaha	JR F	14	0.14	2
	Justin Parizek	Omaha	JR F	14	0.14	2
	Judd Peterson (BUF)	St. Cloud State	SO F	14	0.14	2
6	60 Players Tied With					1

National Team Leaders

TEAM SCORING

SCORING OFFENSE	GP	Goals	G/GM
1 Robert Morris	12	55	4.58
2 Boston College	13	59	4.54
3 St. Cloud State	14	60	4.29
4 Penn State	13	54	4.15
5 Michigan	11	45	4.09
6 Providence	12	48	4.00
7 Harvard	8	31	3.88
8 Quinnipiac	15	57	3.80
9 New Hampshire	13	47	3.62
10 Denver	12	42	3.50
Mercyhurst	14	49	3.50
12 North Dakota	16	55	3.44
13 Omaha	14	46	3.29
14 St. Lawrence	13	42	3.23
15 Boston University	14	45	3.21
16 Holy Cross	13	41	3.15
17 Michigan Tech	14	44	3.14
18 Notre Dame	14	43	3.07
19 Brown	9	27	3.00
Cornell	9	27	3.00
Massachusetts	15	45	3.00
Michigan State	13	39	3.00
23 UMass Lowell	15	44	2.93
24 Merrimack	12	34	2.83
25 Yale	9	25	2.78
26 Clarkson	13	36	2.77
27 Minnesota Duluth	13	35	2.69
28 Alabama Huntsville	12	32	2.67
Ohio State	12	32	2.67
Rensselaer	15	40	2.67
31 Alaska Anchorage	14	37	2.64
32 Bemidji State	13	34	2.62
33 Bentley	12	31	2.58
34 Air Force	14	36	2.57
Alaska	14	36	2.57
36 Ferris State	16	41	2.56
37 Minnesota	11	28	2.55
38 Union	13	33	2.54
39 RIT	12	30	2.50
40 Bowling Green	15	37	2.47
Colgate	15	37	2.47
Sacred Heart	15	37	2.47
43 Arizona State	13	32	2.46
44 Connecticut	13	31	2.38
45 Northern Michigan	14	33	2.36
46 Wisconsin	12	28	2.33
47 American International	14	32	2.29
48 Minnesota State	16	36	2.25
49 Western Michigan	13	29	2.23
50 Northeastern	15	33	2.20
51 Miami	14	30	2.14
52 Dartmouth	8	17	2.12
53 Niagara	12	25	2.08
54 Army West Point	12	24	2.00
Canisius	13	26	2.00
56 Lake Superior State	16	31	1.94
57 Princeton	10	19	1.90
58 Vermont	14	26	1.86
59 Maine	15	26	1.73
60 Colorado College	14	22	1.57

TEAM DEFENSE

SCORING DEFENSE	GP	Goals	G/GM
1 Boston College	13	16	1.23
2 Harvard	8	11	1.38
3 Quinnipiac	15	21	1.40
4 UMass Lowell	15	24	1.60
5 Yale	9	15	1.67
6 Cornell	9	16	1.78
7 St. Lawrence	13	24	1.85
8 St. Cloud State	14	26	1.86
9 Bowling Green	15	30	2.00
Merrimack	12	24	2.00
11 North Dakota	16	33	2.06
12 Providence	12	25	2.08
13 Minnesota Duluth	13	29	2.23
14 Denver	12	27	2.25
15 Michigan Tech	14	32	2.29
16 Omaha	14	33	2.36
Northern Michigan	14	33	2.36
18 Clarkson	13	31	2.38
Penn State	13	31	2.38
20 Minnesota State	16	39	2.44
21 Bemidji State	13	33	2.54
22 Robert Morris	12	31	2.58
23 Michigan	11	29	2.64
24 Maine	15	40	2.67
Rensselaer	15	40	2.67
26 Lake Superior State	16	43	2.69
27 Union	13	35	2.69
28 Minnesota	11	30	2.73
29 Bentley	12	33	2.75
30 Alaska Anchorage	14	39	2.79
Boston University	14	39	2.79
Notre Dame	14	39	2.79
33 Holy Cross	13	37	2.85
34 Vermont	14	40	2.86
35 Ferris State	16	46	2.88
36 Princeton	10	29	2.90
37 Arizona State	13	38	2.92
38 Miami	14	41	2.93
39 Sacred Heart	15	44	2.93
40 Wisconsin	12	37	3.08
41 Air Force	14	44	3.14
Alaska	14	44	3.14
43 Michigan State	13	41	3.15
44 Alabama Huntsville	12	38	3.17
45 Northeastern	15	48	3.20
46 Mercyhurst	14	45	3.21
47 Ohio State	12	39	3.25
48 Army West Point	12	40	3.33
RIT	12	40	3.33
50 Western Michigan	13	44	3.38
51 Massachusetts	15	51	3.40
52 Brown	9	31	3.44
53 Canisius	13	46	3.54
54 Connecticut	13	48	3.69
55 Colgate	15	57	3.80
56 New Hampshire	13	51	3.92
57 Colorado College	14	56	4.00
58 Niagara	12	51	4.25
59 Dartmouth	8	35	4.38
60 American International	14	71	5.07



National Team Leaders

POWER PLAY

POWER PLAY	Totals	SHA	PP%
1 Robert Morris	15/45	1	33.3
2 Penn State	17/56	1	30.4
3 St. Cloud State	17/57	1	29.8
4 Quinnipiac	19/69	1	27.5
5 Harvard	9/35	1	25.7
6 Yale	10/39	0	25.6
7 Michigan	12/47	1	25.5
8 Michigan Tech	13/51	0	25.5
9 New Hampshire	16/64	2	25.0
10 Bemidji State	14/58	4	24.1
11 Cornell	6/25	0	24.0
12 Arizona State	10/43	1	23.3
13 Bentley	9/39	0	23.1
UMass Lowell	15/65	0	23.1
15 Western Michigan	11/48	1	22.9
16 Brown	5/22	2	22.7
17 Army West Point	12/54	2	22.2
Miami	12/54	2	22.2
19 Providence	13/60	1	21.7
20 Notre Dame	11/52	0	21.2
21 Minnesota	8/38	0	21.1
22 Northern Michigan	12/58	2	20.7
23 Massachusetts	10/49	0	20.4
24 Boston University	11/55	2	20.0
25 Colgate	11/56	1	19.6
26 Clarkson	9/46	0	19.6
27 Mercyhurst	12/63	3	19.0
28 Bowling Green	10/53	0	18.9
Ohio State	10/53	1	18.9
30 Wisconsin	9/48	1	18.8
31 Boston College	13/71	0	18.3
32 American International	8/44	3	18.2
33 Denver	8/46	0	17.4
34 Michigan State	10/60	3	16.7
North Dakota	10/60	0	16.7
RIT	7/42	0	16.7
37 Connecticut	9/55	2	16.4
38 Ferris State	11/69	1	15.9
39 Alaska Anchorage	9/57	4	15.8
40 Lake Superior State	12/80	2	15.0
41 Minnesota Duluth	8/57	3	14.0
Union	8/57	1	14.0
43 Colorado College	8/58	3	13.8
44 Alaska	7/51	1	13.7
Holy Cross	7/51	3	13.7
Rensselaer	7/51	1	13.7
47 Alabama Huntsville	7/52	1	13.5
Sacred Heart	7/52	4	13.5
49 Northeastern	9/69	0	13.0
50 Omaha	7/54	1	13.0
51 Princeton	4/31	0	12.9
52 Minnesota State	10/78	1	12.8
53 Maine	7/63	0	11.1
54 Air Force	5/46	1	10.9
55 Niagara	4/41	1	9.8
56 Canisius	4/43	0	9.3
Vermont	4/43	3	9.3
58 Dartmouth	2/24	0	8.3
59 St. Lawrence	4/54	1	7.4
60 Merrimack	2/37	0	5.4

PENALTY KILL

PENALTY KILL	Totals	SHF	PK%
1 Miami	50/53	0	94.3
2 Harvard	26/28	1	92.9
3 St. Lawrence	57/62	2	91.9
4 Boston College	54/59	3	91.5
5 Yale	21/23	0	91.3
6 Princeton	31/34	0	91.2
7 Michigan	37/41	1	90.2
8 Denver	35/39	2	89.7
9 Michigan State	42/47	1	89.4
10 Union	41/46	1	89.1
11 Quinnipiac	49/55	2	89.1
12 Bemidji State	47/53	0	88.7
13 Merrimack	39/44	0	88.6
14 Cornell	29/33	0	87.9
15 Clarkson	42/48	0	87.5
16 UMass Lowell	48/55	0	87.3
17 Omaha	51/59	5	86.4
18 Mercyhurst	53/62	3	85.5
19 Wisconsin	41/48	0	85.4
20 Lake Superior State	55/65	1	84.6
Minnesota Duluth	44/52	1	84.6
22 Rensselaer	60/71	3	84.5
23 Ohio State	42/50	2	84.0
24 New Hampshire	35/42	1	83.3
25 Air Force	44/53	2	83.0
26 Maine	58/70	3	82.9
27 Bowling Green	46/56	1	82.1
28 Bentley	32/39	0	82.1
29 Northern Michigan	50/61	1	82.0
30 Minnesota State	45/55	3	81.8
31 Penn State	31/38	4	81.6
32 Sacred Heart	52/64	3	81.2
33 Providence	45/56	0	80.4
34 Boston University	52/65	0	80.0
35 Alaska Anchorage	47/59	1	79.7
36 Massachusetts	43/54	1	79.6
37 Ferris State	62/78	0	79.5
38 Colgate	42/53	1	79.2
Connecticut	42/53	1	79.2
40 Alabama Huntsville	38/48	1	79.2
41 Arizona State	49/62	1	79.0
North Dakota	49/62	3	79.0
43 Michigan Tech	45/57	1	78.9
44 Minnesota	33/42	1	78.6
Robert Morris	44/56	4	78.6
46 Colorado College	47/60	0	78.3
Western Michigan	47/60	0	78.3
48 RIT	36/46	0	78.3
49 Notre Dame	50/64	1	78.1
50 Holy Cross	31/40	2	77.5
51 Vermont	43/56	1	76.8
52 Army West Point	46/61	0	75.4
53 Northeastern	42/56	1	75.0
St. Cloud State	27/36	2	75.0
55 Alaska	46/62	3	74.2
Brown	23/31	0	74.2
57 Canisius	34/47	1	72.3
58 American International	28/39	0	71.8
59 Niagara	36/51	0	70.6
60 Dartmouth	24/37	0	64.9

