



MEN'S WEEKLY RELEASE


Pete Souris
Assistant Commissioner
for Public Relations
Hockey East Association
 591 North Ave – #2
 Wakefield, MA 01880
 Office: (781) 245-2122
 Cell: (603) 512-1166
 psouris@HockeyEastOnline.

www.HockeyEastOnline.com
 Twitter: @hockey_east

FOR IMMEDIATE RELEASE: TUESDAY, DECEMBER 31, 2013

WEEKLY RELEASE #12

BOSTON COLLEGE, VERMONT WIN HOLIDAY TOURNAMENTS - UMASS LOWELL WINS TWO GAMES AT CATAMOUNT CUP -



WARRIOR HOCKEY PLAYER OF THE WEEK

#13 JOHNNY GAUDREAU, BOSTON COLLEGE

(Junior Forward; Carneys Point, N.J.)
 Named Three Rivers Classic Tournament MVP after accounting for five points (2g,3a), including the game winner against Bowling Green to extend his point streak to a career-best 13 games. He finished the tournament with eight shots on goals and a +4 rating for the Eagles.




WARRIOR



PRO AMBITIONS ROOKIE OF THE WEEK

#21 MARIO PUSKARICH, VERMONT (Forward; Fort Walton, Beach, Fla.)


Puskarich netted a pair of goals and one assist as Vermont captured the Catamount Cup over the weekend. He scored his third game-winning goal of the season against Canisius on Sunday and posted a +2 rating with six shots on goal in the tournament.



HOCKEY EAST CO-DEFENSIVE PLAYER OF THE WEEK

#27 ZACK KAMRASS, UMASS LOWELL (Junior Defenseman; Atlanta, Ga.)

Kamrass notched five assists in two wins during the Catamount Cup Tournament, including three assists against Canisius on Saturday and two against No. 10 Clarkson on Sunday. He notched four shots on goal and a +3 rating on the weekend.



HOCKEY EAST CO-DEFENSIVE PLAYER OF THE WEEK

#51 MARTIN OUELLETTE, MAINE (Senior Goaltender; St-Hippolyte, Que.)

Ouellette went 1-0-1 on the weekend with 68 saves (.986 save%). He recorded his third shutout of the season on Saturday with 33 stops vs. Princeton. Ouellette stopped 35 of 36 Cornell shots on Sunday. Ouellette made seven straight saves

in a shoot-out to determine the winner of the Florida College Classic.



HOCKEY EAST TEAM OF THE WEEK

VERMONT CATAMOUNTS

The Catamounts won the Catamount Cup and scored nine goals in two victories against Clarkson and Canisius. Vermont outshot Canisius, 61-28, in the 6-2 victory on Sunday at Gutterson Fieldhouse.

2013-2014 HOCKEY EAST STANDINGS

Rk.	Team	GP	W	L	T	Pts	Overall	Conf. Off.	Conf. Def.
1.	Boston College	8	6	1	1	13	12-4-2	3.25 (26)	2.12 (17)
	Providence	9	6	2	1	13	13-3-3	2.89 (26)	1.89 (17)
3.	New Hampshire	10	5	5	0	10	10-10-1	3.30 (33)	2.40 (24)
4.	Maine	7	4	2	1	9	10-6-2	3.29 (23)	1.43 (10)
	Northeastern	9	4	4	1	9	10-6-3	2.56 (23)	2.44 (22)
6.	UMass Lowell	6	4	2	0	8	13-5-0	2.67 (16)	2.33 (14)
	Vermont	9	4	5	0	8	10-6-1	1.67 (15)	2.22 (20)
8.	Notre Dame	8	3	4	1	7	10-7-1	2.25 (18)	2.00 (16)
9.	Massachusetts	11	2	7	2	6	6-13-3	1.45 (16)	3.09 (34)
10.	Boston University	7	2	4	1	5	7-8-2	1.71 (12)	3.29 (23)
11.	Merrimack	8	1	5	2	4	4-9-2	1.25 (10)	2.62 (21)

RECENT RESULTS

Friday, December 20
 No. 5 Providence 4 at Army 1

Friday, December 27
 Three Rivers Classic
 Boston College 5 vs. Bowling Green 0

Saturday, December 28
 Three Rivers Classic
 Boston College 8 vs. Penn State 2
 Florida College Classic
 Maine 4 vs. Princeton 0
 Cornell 4 vs. New Hampshire 2
 Catamount Cup
 UMass Lowell 5 vs. Canisius 2
 Vermont 3 vs. Clarkson 2

Sunday, December 29
 Florida College Classic
 New Hampshire 3 vs. Princeton 2
 Cornell 1 vs. Maine 1 (OT)
 UConn Tournament
 Massachusetts 2 vs. Quinnipiac 2 (OT)
 Dartmouth Tournament
 Air Force 5 vs. Northeastern 2
 Providence 3 vs. Dartmouth 2
 Catamount Cup
 UMass Lowell 3 vs. Clarkson 1
 Vermont 6 vs. Canisius 2

Monday, December 30
 UConn Tournament
 at UConn 2, Massachusetts 1
 Dartmouth Tournament
 Northeastern 8 vs. Dartmouth 8 (OT)
 Air Force vs. Providence 2

UPCOMING GAMES

Thursday, January 2
 Russian Red Stars at Merrimack (Exh, 4pm)

Friday, January 3
 Clarkson at UMass Lowell (7:15pm)
 Nebraska-Omaha at New Hampshire (7:30pm, FCS, WBIN)
 Dartmouth at Vermont

Saturday, January 4
 Merrimack vs. Providence (NL, 4pm, NESN)
 Notre Dame vs. Boston College * (7:30pm, NBCSN, NESN)
 (Frozen Fenway, Fenway Park, Boston, Mass.)
 Massachusetts at Northeastern (NL)
 Clarkson at UMass Lowell (4pm)
 Boston University at Harvard
 Maine at Quinnipiac
 Nebraska-Omaha at New Hampshire
 Yale at Vermont

All game times are EST and
 are 7pm start times unless noted
 * denotes league games

HOCKEY EAST WEEKLY TOP PERFORMERS

Justin Agosta, UNH (Sr., D, East Meadow, N.Y.) Notched three points from the blueline in a two-game weekend at the Florida College Classic.

Derek Army, PC (Sr., F, Kingstown, R.I.) Scored two goals on Sunday night to lift the Friars to a 3-2 win at Dartmouth. 2GP, 2-0-2 for the week.

Brian Billett, BC (Jr., G, Brunswick, Maine) Stopped 58-of-59 shots (.983 save%) to backstop BC's defense to the Three Rivers Classic championship.

Nick Ellis, PC (Fr., G, Millersville, Md.) Went 1-1 at the Ledyard Classic with a 2.55 GAA, a .906 save percentage, making 48 saves.

Jake Fallon, UVM (Jr., F, Southlake, Texas) Scored four points (1g,3a) and a +3 rating in the victories over No. 9 Clarkson and Canisius.

Ryan Fitzgerald, BC (Fr., F, North Reading, Mass.) Turned in a three-point game (1g,2a) in BC's tournament-clinching victory over Penn State.

Josh Holmstrom, UML (Sr., F, Colorado Spring, Colo.) Scored goals in each of UMass Lowell's games during the Catamount Cup.

Travis Jeke, BC (So., D, Pittsbugh, Pa.) In his first two games he dressed this season, he scored one goal and a pair of assists in two games.

Pete Massar, UVM (Sr., F, Williston, Vt.) Scored a goal in both games of the Catamount Cup and was a plus-1 in each contest.

Ross Mauermann, PC (Jr., F, Janesville, Wis.) Had the game-winning goal against Dartmouth on Sunday night as part of PC's 3-2 victory.

Chris McCarthy, UVM (Sr., F, Collegeville, Pa.) Registered three points, a plus-3 rating, and eight shots on goal in the Catamount Cup.

Michael Paliotta, UVM (Jr., D, Westport, Conn.) Named the MVP of the Catamount Cup, finishing the weekend four points (1g,3a).

Brett Pesce, UNH (So., D, Tarrytown, N.J.) Registered three assists in two games on the weekend at the Florida College Classic.

Steven Shamanski, PC (Sr., D, Carberry, Man.) Had three points (1g,2a) in PC's two games at the Ledyard Classic.

Devin Shore, Maine (So., F, Ajax, Ont.) Recorded three points points (1g, 2a) in Maine's 1-0-1 weekend in the Florida College Classic

Jeff Silengo, UNH (Sr., F, Madison, Conn.) Notched three points on the weekend with a goal and a pair of assists in the span of two games.

Mike Szmatala, NU (Fr., F, Commerce Township, Mich.) Had two goals and two assists at the Ledyard Classic.

John Stevens, NU (Fr., F, Sea Isle City, N.J.) had a shorthanded goal and three assists at the Ledyard Classic.

Destry Straight, BC (Jr., F, West Vancouver, B.C.) Scored his first career hat trick against Penn State on Saturday night.

2013-2014 HOCKEY EAST SCORING LEADERS presented by



Rk.	Name (School)	GP	PPG	G	A	P
1.	Ross Mauermann (PC)	9	1.56	7	7	14
2.	Johnny Gaudreau (BC)	8	1.50	6	6	12
3.	Kevin Hayes (BC)	8	1.25	5	5	10
4.	Devin Shore (ME)	7	1.29	4	5	9
	Bill Arnold (BC)	8	1.12	2	7	9
	Grayson Downing (UNH)	10	0.90	6	3	9
	Nick Sorkin (UNH)	10	0.90	5	4	9
	Trevor van Riemsdyk (UNH)	10	0.90	4	5	9
	Kevin Goumas (UNH)	10	0.90	2	7	9
10.	Matt Willows (UNH)	10	0.80	4	4	8

ARMY ROTC THREE STARS AWARD

At the conclusion of every Hockey East game, the "Army ROTC Three Stars of The Game" are selected by the members of the media. Here are the 2013-2014 season leaders to date:

Rk.	Name (School)	Cl.	Pos.
1.	Ross Mauermann (PC)	Jr.	F
2.	Kevin Hayes (BC)	Sr.	F
	Martin Ouellette (ME)	Sr.	G
4.	Jon Gillies (PC)	So.	F
	Steve Mastalerz (UM)	Jr.	G
	Chris McCarthy (UVM)	Sr.	F



ARMY ROTC

CAREER FIRSTS/MILESTONES/WHO'S HOT...

EMERSON AUVENSHINE, UMASS (EATON RAPIDS, MICH.)
SCORED FIRST COLLEGIATE GOAL IN 27TH CAREER GAME, A 2-2 TIE VS. NO.8 QUINNIPIAC

EVAN CAMPBELL, UML (PORT COQUITLAM, B. C.)
HE PICKED UP HIS FIRST COLLEGIATE GOAL AGAINST CLARKSON ON SUNDAY AFTERNOON

JOHNNY GAUDREAU, BC (CARNEYS POINT, N.J.)
HAS A 13-GAME POINT STREAK (12G,13A)

BRODY HOFFMAN, UVM (WILKIE, SASK.)
RIDING PERSONAL FOUR-GAME WINNING STREAK WITH A 1.75 GAA AND A .936 SAVE% IN THAT TIME

ZACK KAMRASS, UML (ATLANTA GA.)
HAS SEVEN POINTS (1G,6A) IN HIS LAST FIVE GAMES

UMASS LOWELL POWER PLAY
THE POWER PLAY WAS 3-FOR-8 IN THE CATAMOUNT CUP. THE RIVER HAWKS HAVE SCORED POWER PLAY GOALS IN 12 OF THEIR LAST 14 GAMES AND IS 19-FOR-56 (34%) OVER THAT PERIOD

ROSS MAUERMANN, PC (JANESVILLE, WIS.)
HAS A SEVEN GAME POINT STREAK (3G,6A) AND HAS AT LEAST ONE POINT IN 16 OF PC'S 19 GAMES

MICHAEL PALIOTTA, UVM (WESTPORT, CONN.)
NEW CAREER-HIGH IN SCORING WITH 12 POINTS

DEVIN SHORE, MAINE (AJAX, ONT.)
HAS A NINE-GAME POINT STREAK (7G,10A)

JON SWAVELY, MAINE (READING, PA.)
PLAYED IN HIS 100TH CAREER GAME ON SATURDAY VS. PRINCETON

UVM PENALTY KILL AT HOME
HAS KILLED 41-FOR-43 (95%) AT GUTTERSON FIELDHOUSE THIS SEASON

TEAM NOTES

BOSTON COLLEGE: Boston College claimed its first trophy of the season in overpowering fashion, throttling first-time opponent Penn State, 8-2, in the championship game of the Three Rivers Classic on Saturday evening at CONSOL Energy Center. Johnny Gaudreau has broken his old point streak of 12 games he posted last season, spanning from Oct. 13 to Nov. 30, 2012, and has now scored at least one point in his last 13 games. Gaudreau's current point streak commenced on Nov. 1, 2013, and he has scored 25 points during that time, with 12 goals and 13 assists. Throughout that tear, Gaudreau has accounted for seven multi-point games. In 97 career games, Gaudreau is tied for 44th all-time in the BC annals for career points (128) and tied for 42nd in goals scored (57). Destry Straight scored Boston College's first hat trick of the season and first since Steven Whitney turned the trick against Northeastern on Jan. 18, 2013. Boston College broke its seven-game scoring drought on the power play, and lit the lamp twice with the extra skater against Penn State. It marks the first time BC's has done that since scoring three PPGs against Army on Nov. 10. At the Three Rivers Classic, the Eagles scored 13 goals over the course of two games of the tournament, outscoring all three other squads combined. Penn State, Bowling Green and Robert Morris combined for 12 goals in six games amongst themselves.

BOSTON UNIVERSITY: BU is averaging just 9.6 penalty minutes per game this season, which is its lowest average since the 1973-74 campaign... At the break, Robbie Baillargeon (Enfield, Conn.) has a team-high 13 points (5g,8a) and is aiming to be the second rookie in as many years (Danny O'Regan) to lead BU in points...David Warsofsky became the first Terrier since Carl Corazzini in 2004 to make his NHL debut with the Boston Bruins...Warsofsky became the 10th member of BU's 2009 NCAA championship team to reach the NHL...All six defensemen from that squad have now played in the NHL...Through three games at the World Juniors, BU sophomore Matt Grzelczyk (Charlestown, Mass.) leads Team USA in points with six on two goals and four assists...Classmate Danny O'Regan (Needham, Mass.) has been centering the top U.S. forward line and returned to the lineup against Canada on Tuesday after missing the Germany game due to injury.

MAINE: Maine played in its 14th-straight Florida College Classic...The Black Bears are unbeaten in seven straight games in the tournament, finishing in a tie with Cornell in the title game this season...Devin Shore earned a spot on the Florida College Classic All-Tournament Team for the second straight season. He had a goal and two assists on the weekend to extend his point streak to nine games...Martin Ouellette was also named to the Florida College Classic All-Tournament Team. Ouellette recorded his third shutout on Saturday in Maine's 4-0 win over Princeton. His three shutouts are tied for the national lead. He also stopped seven of Cornell's nine shots on the shoot-out on Sunday. Ouellette has played in 65 career games, while fellow senior netminder Dan Sullivan (Reading, Pa.) has played in 64 career games...Maine has been whistled for four or fewer penalties in its last five straight games...Maine has now allowed one goal or less in four straight games...The Black Bears are tied for fourth in the nation, allowing just 2.00 goals per game.

MASSACHUSETTS: UMass played four games against ranked teams in the month of December and went 3-3-1, including a 3-2-0 record on the road...Dating back to Dec. 7 at Notre Dame, the Minutemen are 28-for-30 on the penalty kill in the past six games (93.3%)...Junior Emerson Auvenshine scored his first collegiate goal in his 27th career contest with the Minutemen, the opening game of the UConn Hockey Classic, a 2-2 tie against #8 Quinnipiac...Redshirt junior Troy Power also scored against the Bobcats, his eighth goal of the season and 14th point to tie for the team lead in both categories...Power had 17 points in 60 career games entering 2013-14 and has 14 in contests thus far this season...Freshman Ray Pigozzi notched his 10th assist of the season, sixth in the past seven games, during the UConn Hockey Classic.

UMASS LOWELL: Seven different players scored goals as UMass Lowell swept the weekend series at the Catamount Cup. Only Josh Holmstrom had two goals as the River Hawks defeated Canisius and Clarkson...The power play did not miss a beat, after the 21 day layoff, going three-for-eight during the weekend. Hockey East's top Power Play has scored goals in 12 of their last 14 games and is 19-for-56 (33.9%) over that period... Since moving to Division I, UMass Lowell is 18-12-1 in the first game after the Holiday break...River Hawks netminders continue to provide a terrific one-two punch: Connor Hellebuyck made 21 saves as UMass Lowell topped Canisius, 5-2, and Doug Carr stopped 18 shots in a 3-1 win against Clarkson...UMass Lowell has played Canisius three times, all have been at neutral sites...After playing Clarkson on Sunday, UMass Lowell will face the Golden Knights two more times next weekend, the first time UMass Lowell has played the same opponent in three consecutive regular season games since battling Maine in three straight games in during the 1991-92 season.

MERRIMACK: After a four-week layoff, the Merrimack College men's ice hockey team returns to action when it begins the second half of the 2013-14 season at historic Fenway Park to battle Providence College as Citi Frozen Fenway 2014 ... Merrimack ended the first half on a high note,

taking 3-of-4 points from Boston University in its last weekend series of the first half ... Last time out, Merrimack skated to a 1-1 draw against the Terriers at Agganis Arena on Saturday, Dec. 7, thanks to freshman Chris LeBlanc's second collegiate goal ... Providence represents Merrimack's longest rivalry in program history (Division I and Division II), as the two sides will meet for the 121st time this Saturday ... The Friars hold the all-time edge (80-30-9) and swept the season series this year with a 1-0 victory at Lawler Rink on Nov. 8 before a 4-2 decision the next night at Schneider Arena ... Before Saturday's game, however, the Warriors will welcome the Russian Red Stars for a tuneup exhibition on Thursday, Jan. 2., at Lawler Rink.

NEW HAMPSHIRE: The Wildcats started the second half of the season with a 1-1-0 weekend at the Florida College Classic, including a 3-2 come-from-behind win over Princeton in game two...UNH rifled 46 shots on goal in each game...Senior captain Eric Knodel was named to the Florida College Classic All-Tournament Team...New Hampshire is currently in a stretch of seven non-conference games before returning to Hockey East action in January...In the last eight games, New Hampshire has outshot opponents in each of them, recording 40+ shots in three of the eight contests.

NORTHEASTERN: The Huskies finished in a tie for third at the Ledyard National Bank Classic at Dartmouth...Mike Szmatula was named to the All-Tournament Team after posting two goals and two assists during the weekend...NU's six-game unbeaten streak (4-0-2) was snapped on Sunday...The Huskies were held to a season-low 16 shots on goal on Sunday vs. Air Force, the fewest for the team since Jan. 15, 2012 vs. Boston College (15)...The 16 goals between NU and Dartmouth were the most combined goals in a Northeastern game since Nov. 6, 1993 (Illinois Chicago 10, Northeastern 9)...The goals were also the most in the Ledyard Classic since 1994 (Vermont 9, Illinois Chicago 8).

NOTRE DAME: Notre Dame returns to action after a 28-day break on Saturday, Jan. 4 versus Boston College in Citi Frozen Fenway... when the Irish face Boston College outdoors at Fenway Park, it will be their second outdoor game in the last two years. Last February 17, Notre Dame defeated Miami (OH), 2-1, at Soldier Field in Chicago, Ill...Notre Dame and Boston College have met 32 times in the all-time series with the Eagles holding a 17-13-2 advantage in the series...The Irish are 6-3-1 against the Eagles in the last 10 meetings, dating back to the 2002-03 season. At neutral sites, the series is even at 2-2-0...Boston College won the last meeting, on Nov. 9, 2012, 3-1, at Kelley Rink...The Irish will be without the services of freshman center Vince Hinostroza and sophomore Thomas DiPauli who are members of the U.S. Junior National Team playing in the 2014 World Junior Championships in Malmo, Sweden...In three games, Hinostroza has three goals and two assists in three games while DiPauli has two assists through Dec. 29.

PROVIDENCE COLLEGE: The Friars advanced to the title game of Dartmouth's Ledyard Classic with a 3-2 win over the hosts before being edged by Air Force, 3-2, in the title game...Senior Derek Army (two goals in the win over Dartmouth) and Steven Shamanski (a goal and two assists in the two games) were named to the Ledyard Classic All-Tournament Team...Nick Saracino extended his career-long point streak to nine games (3-7-10) with an assist against Dartmouth but saw it end against Air Force...Ross Mauermann extended his point streak to seven games (3-6-9) with the game-winning goal against Dartmouth and an assist against Air Force ... Mauermann is tied for the national lead in game-winning goals with four...The Friars matched their highest win total for the first half of a season (Oct. - Dec. 31) in program history with 13 (also posted 13 first half wins in 1989-90)...The Friars are one of four teams in the nation with at least 13 wins this season, joining Ferris State (14), Quinnipiac (14) and UMass-Lowell (13)...Against Air Force, Noel Acciari set a career high with his seventh goal of the year... The 2013-14 season marks the first time Providence has played both Army and Air Force in the same year.

VERMONT: Vermont won the annual Sheraton/TD Bank Catamount Cup in Burlington last weekend for the second straight year...The Catamounts have won four Catamount Cup titles in the last six years and five in the last nine seasons...UVM is now 15-4-1 in the Catamount Cup under head coach Kevin Sneddon...Michael Paliotta (MVP), Jake Fallon, and Pete Massar were all named to the All-Tournament Team. Paliotta posted a four-point weekend and has already set a new career-high with 12 points this season...Vermont knocked off ninth-ranked Clarkson on Saturday for its second win over a top-10 team this season on home ice...The Catamounts have won seven of their last eight games overall to move four games above the .500 mark...UVM is ranked in the top-20 for the first time since the final national poll of the 2009-10 season after an NCAA Tournament berth...The team set a new season-high with 61 shots on goal against Canisius on Sunday as it registered at least 18 shots in each period...The penalty kill is 41-for-43 at Gutterson Fieldhouse this season and has only allowed one 5-on-4 tally...Vermont is 7-4-0 on home ice this season and has gone 6-1-0 in its last seven in Burlington... The top line of Puskarich, Fallon, and McCarthy has combined for 44 points this season.

HOCKEY EAST WEEKLY AWARDS

WARRIOR HOCKEY PLAYER OF THE WEEK

Week	Player (School)
Oct. 14	Kevin Roy (Northeastern)
Oct. 21	Dan Kolomatis (Merrimack)
Oct. 28	Mark Anthoine (Maine)
Nov. 4	Ross Mauermann (Providence College) Danny O'Regan (Boston University)
Nov. 11	Johnny Gaudreau (Boston College)
Nov. 18	Ross Mauermann (Providence College)
Nov. 25	Connor Hellebuyck (UMass Lowell) Devin Shore (Maine)
Dec. 2	Nick Sorkin (New Hampshire)
Dec. 9	Ross Mauermann (Providence College)
Dec. 16	Devin Shore (Maine)
Dec. 23	Kevin Roy (Northeastern)
Dec. 31	Johnny Gaudreau (Boston College)

PRO AMBITIONS ROOKIE OF THE WEEK

Week	Player (School)
Oct. 14	Rob Hamilton (Vermont)
Oct. 21	Vince Hinostrroza (Notre Dame) Mike Szmatala (Northeastern)
Oct. 28	Niko Rufo (Providence College)
Nov. 4	Ryan Fitzgerald (Boston College)
Nov. 11	Vince Hinostrroza (Notre Dame)
Nov. 18	Mac Haight (Massachusetts)
Nov. 25	Dalen Hedges (Northeastern)
Dec. 2	Hampus Gustafsson (Merrimack)
Dec. 9	Ray Pigozzi (Massachusetts)
Dec. 16	Mario Puskarich (Vermont)
Dec. 23	Nick Ellis (Providence College)
Dec. 31	Mario Puskarich (Vermont)

HOCKEY EAST DEFENSIVE PLAYER OF THE WEEK

Week	Player (School)
Oct. 14	Jon Gillies (Providence College) Steven Summerhays (Notre Dame)
Oct. 21	Steve Mastalerz (Massachusetts)
Oct. 28	Connor Hellebuyck (UMass Lowell)
Nov. 4	Zack Kamrass (UMass Lowell) Steve Mastalerz (Massachusetts)
Nov. 11	Clay Witt (Northeastern)
Nov. 18	Casey DeSmith (New Hampshire)
Nov. 25	Matt O'Connor (Boston University)
Dec. 2	Clay Witt (Northeastern)
Dec. 9	Thatcher Demko (Boston College)
Dec. 16	Steve Mastalerz (Massachusetts)
Dec. 23	Clay Witt (Northeastern)
Dec. 31	Zack Kamrass (UMass Lowell) Martin Ouellette (Maine)

HOCKEY EAST TEAM OF THE WEEK

Week	School
Oct. 14	Providence College Friars
Oct. 21	Massachusetts Minutemen
Oct. 28	UMass Lowell River Hawks
Nov. 4	UMass Lowell River Hawks
Nov. 11	New Hampshire Wildcats
Nov. 18	Providence College Friars
Nov. 25	UMass Lowell River Hawks
Dec. 2	Northeastern Huskies
Dec. 9	Boston College Eagles
Dec. 16	Massachusetts Minutemen
Dec. 23	Northeastern Huskies
Dec. 31	Vermont Catamounts

DIVISION I MEN'S NATIONAL POLLS

USCHO.com Div. I Men's Poll				
Rk.	Team (FPV)	Record	Pts.	LW
1.	Minnesota (37)	12-2-2	987	1
2.	Ferris State (9)	14-2-3	934	2
3.	St. Cloud State (1)	11-2-3	876	4
5.	Union	12-3-3	769	6
6.	Boston College	12-4-2	742	7
7.	Michigan	10-4-2	694	3
8.	Quinnipiac	13-3-4	667	8
9.	UMass Lowell	13-5-0	642	10
10.	Yale	7-3-3	486	11
11.	Clarkson	12-5-1	451	9
12.	Miami	9-7-2	400	12
13.	Wisconsin	10-5-1	392	14
14.	Notre Dame	10-7-1	368	13
15.	Cornell	8-4-3	328	15
16.	Denver	10-6-3	198	17
17.	Northeastern	10-6-2	181	16
18.	Lake Superior	10-7-1	126	18
19.	Nebraska-Omaha	8-7-1	105	19
20.	Vermont	10-6-1	99	NR

Others receiving votes: Minnesota State 57, **Maine 47**, North Dakota 30, Rensselaer 22, Ohio State 12, Bentley 8, **New Hampshire 7**, Western Michigan 3.

HOCKEY EAST MONTHLY AWARDS

WARRIOR HOCKEY PLAYER OF THE MONTH

Week	Player (School)
October	Kevin Roy (Northeastern)
November	Johnny Gaudreau (Boston College)

PRO AMBITIONS ROOKIE OF THE MONTH

Week	Player (School)
October	Vince Hinostrroza (Notre Dame)
November	Ryan Fitzgerald (Boston College)

STOP IT GOALTENDER OF THE MONTH

Week	Player (School)
October	Jon Gillies (Providence College)
November	Jon Gillies (Providence College) Connor Hellebuyck (UMass Lowell)



Boston College
12-4-2
(6-1-1 HEA)

OCTOBER

- 6 ST. FRANCIS XAVIER (Exh)W, 8-2
- 10 at No. 10 Michigan L, 1-3
- 13 RENSSELAER W, 7-2
- 18 NO. 2 WISCONSIN W, 9-2
- 25 at No. 1 Minnesota T, 3-3 (OT)
- 27 at No. 1 Minnesota L, 1-6

NOVEMBER

- 1 NORTHEASTERN * W, 4-2
- 2 at Northeastern * W, 4-3 (OT)
- 8 at Boston University * W, 5-1
- 10 ARMY W, 11-0
- 14 at Massachusetts * W, 2-1
- 15 MASSACHUSETTS * T, 2-2 (OT)
- 20 at Harvard W, 5-1
- 23 at Maine * L, 1-5
- 29 HOLY CROSS L, 4-5

DECEMBER

- 6 NEW HAMPSHIRE * W, 6-2
- 7 at New Hampshire * W, 2-1
- 27 vs. Bowling Green \$ W, 5-0
- 28 vs. Penn State W, 8-2

JANUARY

- 4 vs. ND (FF)(NBCSN, NESN)*7:30PM
- 10 PROVIDENCE * 7PM
- 11 at Brown 7PM
- 17 BOSTON U. (NESN)* 7PM
- 18 MAINE * 7PM
- 21 at Merrimack * 7PM
- 25 at Penn State 7PM
- 31 at Providence (Cox Sports)*7PM

FEBRUARY

- 3 vs. Boston U. (BP,NESN) 8PM
- 7 MERRIMACK * 7PM
- 10 vs. TBA (BP, NESN) 4:30/7:30
- 14 at Vermont * 7PM
- 15 at Vermont * 7PM
- 21 UMASS LOWELL * 7PM
- 22 at UMass Lowell * 7PM
- 28 NOTRE DAME * 4PM

\$ - Pittsburgh Tournament



Boston University
7-8-2
(2-4-1 HEA)

OCTOBER

- 5 ST. FRANCIS XAVIER (Exh) W, 2-1
- 11 MASSACHUSETTS * W, 3-1
- 12 HOLY CROSS W, 3-2
- 18 RENSSELAER L, 1-3
- 19 NO. 2 WISCONSIN W, 7-3
- 25 at No. 4 Michigan L, 1-2
- 26 at Michigan State L, 1-3

NOVEMBER

- 1 NO. 3 PROVIDENCE * W, 4-3
- 2 No. 3 at Providence * L, 1-3
- 8 NO. 8 BOSTON COLLEGE * L, 1-5
- 15 at Maine L, 0-7
- 17 CONNECTICUT W, 4-1
- 22 NORTH DAKOTA W, 3-1
- 23 NORTH DAKOTA T, 3-3 (OT)
- 30 vs. No. 14 Cornell (MSG) W, 3-2

DECEMBER

- 6 at Merrimack * L, 2-3
- 7 MERRIMACK * T, 1-1 (OT)
- 14 BENTLEY L, 1-4

JANUARY

- 4 at Harvard 7PM
- 8 DARTMOUTH 7PM
- 11 vs. Maine (FF) (NESN) * 6:30PM
- 17 at Boston College (NESN) * 7PM
- 18 at UMass Lowell (WBIN) * 7PM
- 24 VERMONT * 7:30PM
- 25 VERMONT (NESN) * 4PM
- 31 at Massachusetts (NBCSN) 7:30PM

FEBRUARY

- 3 vs. Boston College (BP) (NESN) 8PM
- 7 UMASS LOWELL * 7PM
- 10 vs. TBA (BP, NESN) 4:30/7:30
- 14 at New Hampshire (NBCSN) * 7PM
- 15 NEW HAMPSHIRE * 7PM
- 21 at Notre Dame (NBCSN) * 7PM
- 22 at Notre Dame * 7PM
- 28 NORTHEASTERN * 7:30PM

MARCH

- 1 at Northeastern * 7PM



Maine
10-6-2
(4-2-1 HEA)

OCTOBER

- 6 DALHOUSIE (Exh) W, 5-1
- 11 at St. Lawrence L, 1-3
- 12 at St. Lawrence L, 2-5
- 19 BENTLEY W, 2-1
- 25 MASSACHUSETTS W, 3-2 (OT)
- 26 MASSACHUSETTS W, 8-4

NOVEMBER

- 1 at Massachusetts * T, 1-1 (OT)
- 2 at Massachusetts * L, 1-2
- 8 VERMONT * W, 2-0
- 9 VERMONT * L, 3-4
- 15 BOSTON UNIVERSITY * W, 7-0
- 23 NO. 7 BOSTON COLLEGE * W, 5-1
- 29 at Vermont L, 2-3
- 30 at Vermont L, 2-5

DECEMBER

- 7 NO. 6 UMASS LOWELL * W, 4-2
- 13 AIC W, 7-1
- 14 AIC W, 5-1
- 28 vs. Princeton # W, 4-0
- 29 vs. No. 13 Cornell # T, 1-1 (OT)

JANUARY

- 3 at Quinnipiac 7PM
- 11 vs. Boston U. (FF) (NESN)*6:30PM
- 17 ST. FRANCIS XAVIER (Exh) 7PM
- 17 at UMass Lowell * 7PM
- 18 at Boston College * 7PM
- 21 NEW BRUNSWICK (Exh) 7PM
- 24 at New Hampshire (FCS) * 7PM
- 26 NEW HAMPSHIRE (FCS/WFV)*7PM

FEBRUARY

- 7 at Notre Dame (NBCSN)* 7:30PM
- 8 at Notre Dame (NBCSN)* 8PM
- 14 MERRIMACK (FCS/WVH)* 7PM
- 15 MERRIMACK * 7PM
- 21 at Northeastern * 7PM
- 22 at Northeastern * 7PM
- 28 PROVIDENCE * 7PM

MARCH

- 1 PROVIDENCE * 7PM

- Florida College Classic



Massachusetts
6-13-3
(2-7-2 HEA)

OCTOBER

- 11 at Boston University * L, 1-3
- 12 at No. 1 UMass Lowell L, 2-5
- 18 MICHIGAN STATE W, 3-1
- 19 MICHIGAN STATE W, 5-2
- 25 at Maine L, 2-3 (OT)
- 26 at Maine L, 4-8

NOVEMBER

- 1 MAINE * T, 1-1 (OT)
- 2 MAINE * W, 2-1
- 8 at NEW HAMPSHIRE * L, 1-4
- 9 NEW HAMPSHIRE * L, 0-9
- 14 NO. 7 BOSTON COLLEGE * L, 1-2
- 15 at No. 7 Boston College * T, 2-2 (OT)
- 22 VERMONT * L, 2-3
- 24 at Vermont * L, 0-2
- 30 at No. 5 Quinnipiac L, 1-6

DECEMBER

- 6 at No. 11 Notre Dame * L, 3-5
- 7 at No. 11 Notre Dame * W, 3-2
- 14 at Colgate W, 2-0
- 15 at Colgate W, 3-2
- 17 DENVER L, 3-5
- 29 vs. No. 8 Quinnipiac ^ T, 2-2 (OT)
- 30 vs. UConn ^ L, 1-2

JANUARY

- 4 at Northeastern 7PM
- 10 at Cornell 7PM
- 12 USA UNDER-18 TEAM (Exh) TBA
- 14 AMERICAN INTERNATIONAL 7PM
- 24 MERRIMACK * 7PM
- 25 at Merrimack (FCS/WBIN) *7PM
- 31 BOSTON U.(NBCSN) 7:30PM

FEBRUARY

- 7 at Northeastern * 7PM
- 8 UMASS LOWELL (NESN) * 6PM
- 14 at UMass Lowell (WBIN) * 7PM
- 15 NORTHEASTERN * 7PM
- 21 at Providence (Cox Sports)*7PM
- 22 PROVIDENCE * 7PM

^ - UConn Hockey Classic



UMass Lowell
13:5-0
(4-2-0 HEA)

OCTOBER

5	MCGILL (Exh)	T, 3-3 (OT)
11	SACRED HEART	L, 1-2
12	MASSACHUSETTS	W, 5-2
18	NO. 14 QUINNIPIAC	L, 1-3
19	at No. 14 Quinnipiac	L, 1-3
25	at Michigan State	W, 4-1
26	at No. 4 Michigan	W, 2-1

NOVEMBER

1	NEW HAMPSHIRE *	W, 5-3
2	at New Hampshire *	W, 3-2 (OT)
9	NORTHEASTERN *	L, 2-4
12	at Princeton	W, 2-1
14	at Penn State	W, 4-0
15	at Penn State	W, 3-2
22	NOTRE DAME *	W, 1-0
23	NOTRE DAME *	W, 3-1

DECEMBER

3	AIC	W, 6-1
7	at Maine *	L, 2-4
28	vs. Canisius %	W, 5-2
29	vs. No. 9 Clarkson %	W, 3-1

JANUARY

3	CLARKSON	7:15PM
4	CLARKSON	4PM
11	vs. Northeastern (FF) (NESN)*	
3PM		
17	MAINE *	7:15PM
18	BOSTON UNIVERSITY *	7PM
24	at Providence (Cox Sports)*	7PM
25	PROVIDENCE *	7PM
31	MERRIMACK *	7:15PM

FEBRUARY

1	at Merrimack (FCS/WBIN) *	7PM
7	at Boston University *	7PM
8	at Massachusetts (NESN)*	6PM
14	UMASS (WBIN)*	7:30PM
21	at Boston College *	7PM
22	BOSTON COLLEGE *	7PM
28	at Vermont *	7PM

MARCH

1	at Vermont *	7PM
---	--------------	-----

% - Catamount Cup



Merrimack
4-9-2
(1-5-2 HEA)

OCTOBER

6	MCGILL (Exh)	T, 1-1 (OT)
11	at Denver	L, 0-1
12	at Denver	L, 0-4
18	MERCYHURST	L, 2-3
19	MERCYHURST	W, 5-2
26	ARMY	W, 4-2

NOVEMBER

1	BENTLEY	W, 3-1
8	NO. 5 PROVIDENCE *	L, 0-1
9	at No. 5 Providence *	L, 2-4
15	at No. 3 Notre Dame *	L, 0-4
16	at No. 3 Notre Dame *	T, 2-2 (OT)
22	NORTHEASTERN *	L, 2-5
23	at Northeastern *	L, 0-2
30	at No. 9 Yale	L, 2-3 (OT)

DECEMBER

6	BOSTON UNIVERSITY *	W, 3-2
7	at Boston University *	T, 1-1 (OT)

JANUARY

2	RUSSIAN RED STARS (Exh)	7PM
4	vs. Providence (FF) (NESN)	4PM
10	at Clarkson	7PM
17	at Clarkson	7PM
17	at Quinnipiac	7PM
18	QUINNIPIAC	7PM
21	BOSTON COLLEGE *	7PM
24	at Massachusetts *	7PM
25	MASSACHUSETTS (FCS/WBIN) *	
7PM		
31	at UMass Lowell *	7:15PM

FEBRUARY

1	UMASS LOWELL (FCS/WBIN) *	
7PM		
7	at Boston College *	7PM
14	at Maine (FCS/WV II) *	7PM
15	at Maine *	7PM
21	VERMONT *	7PM
22	VERMONT (FCS/WBIN)*	7PM
28	NEW HAMPSHIRE *	7PM

MARCH

1	NEW HAMPSHIRE*	7PM
---	----------------	-----



New Hampshire
1010-1
(5-5-0 HEA)

OCTOBER

5	ACADIA (Exh)	W, 6-3
11	vs. Clarkson >	W, 4-1
12	vs. No. 5 Minnesota >	L, 2-3
18	NO. 5 MICHIGAN	T, 1-1 (OT)
19	NO. 5 MICHIGAN	L, 2-3 (OT)
26	at Rensselaer	L, 2-4

NOVEMBER

1	at No. 14 UMass Lowell *	L, 3-5
2	NO. 14 UMass LOWELL *	L, 2-3
(OT)		
8	MASSACHUSETTS *	W, 4-1
9	at Massachusetts *	W, 9-0
12	BROWN	W, 4-2
15	at Northeastern *	W, 3-0
16	NORTHEASTERN *	W, 4-1
22	at Providence *	W, 3-2 (OT)
23	at Providence *	L, 2-4
26	HARVARD	L, 3-6
29	at Colorado College	W, 6-2
30	at Colorado College	W, 3-0

DECEMBER

6	at No. 9 Boston College *	L, 2-6
7	NO. 9 BOSTON COLLEGE *	L, 1-2
28	vs. No. 13 Cornell #	L, 2-4
29	vs. Princeton #	W, 3-2

JANUARY

3	NEB. OMAHA (FCS/WBIN) 7:30PM	
4	NEBRASKA OMAHA	7PM
11	vs. Dartmouth	5PM
17	UNION	7:30PM
18	UNION	7PM
24	MAINE (FCS) *	7PM
25	at Maine (FCS/WFVX) *	7PM
31	NOTRE DAME (FCS/WBIN) *	7PM

FEBRUARY

1	NOTRE DAME (NESN) *	4PM
7	VERMONT (FCS/WBIN) *	7:30PM
8	VERMONT *	7PM
14	BOSTON UNIVERSITY (NESN) *	
7PM		
15	at Boston University *	7PM
28	at Merrimack *	7PM

MARCH

1	at Merrimack *	7PM
---	----------------	-----

> - IceBreaker at Minnesota
- Florida College Classic



Northeastern
10-6-3
(4-4-1 HEA)

OCTOBER

5	DALHOUSIE (Exh)	W, 5-0
11	ALABAMA-HUNTSVILLE	W, 9-1
12	ALABAMA-HUNTSVILLE	W, 3-2
18	at Holy Cross	W, 3-1
19	HOLY CROSS	W, 5-2
25	at St. Lawrence	W, 6-3
26	at St. Lawrence	L, 4-6

NOVEMBER

1	at No. 7 Boston College *	L, 2-4
(OT)		
2	NO. 7 BOSTON COLLEGE *	L, 3-4
9	at No. 11 UMass Lowell *	W, 4-2
15	NEW HAMPSHIRE *	L, 0-3
16	at New Hampshire *	L, 1-4
22	at Merrimack *	W, 5-2
23	MERRIMACK *	W, 2-0
29	vs. Western Michigan <	T, 1-1 (OT)
30	vs. No. 11 Notre Dame <	W, 3-2

DECEMBER

6	NO. 4 PROVIDENCE *	T, 3-3 (OT)
17	at Vermont *	W, 3-0
29	vs. Air Force +	L, 2-5
30	Dartmouth +	T, 8-8 (OT)

JANUARY

4	MASSACHUSETTS	7PM
7	at Providence (Cox Sports) *	7PM
11	vs. UMass Lowell (FF) (NESN) *	
4PM		
17	VERMONT *	7PM
18	VERMONT	7PM
24	at Notre Dame (NBCSN) *	7:30PM
25	at Notre Dame (NBCSN) *	7PM

FEBRUARY

3	vs. Harvard (BP) (NESN)	5PM
7	MASSACHUSETTS *	7PM
10	vs. BC/BU (BP) (NESN)	TBA
15	at Massachusetts *	7PM
21	MAINE *	7PM
22	MAINE *	7PM
28	at Boston University *	7:30PM

MARCH

1	BOSTON UNIVERSITY *	7PM
---	---------------------	-----

< - Shillelagh Tournament
+ - Ledyard Bank Classic



Notre Dame
1-0-7-1
(3-4-1 HEA)

OCTOBER
6 GUELPH (Exh) W, 5-2
11 WESTERN MICHIGAN W, 4-0
12 at Western Michigan W, 3-0
18 MICHIGAN TECH W, 3-2
20 MICHIGAN TECH W, 7-3
25 at Minnesota Duluth W, 3-2
26 at Minnesota Duluth L, 1-4

NOVEMBER
1 at Vermont * L, 1-2
2 at Vermont * W, 3-2
8 NO. 1 MINNESOTA W, 4-1
9 NO. 1 MINNESOTA L, 4-5
15 MERRIMACK * W, 4-0
16 MERRIMACK * T, 2-2 (OT)
22 at No. 11 UMass Lowell * L, 0-1
23 at No. 11 UMass Lowell * L, 1-3
29 ALABAMA-HUNTSVILLE < W, 5-2
30 NORTHEASTERN < L, 2-3

DECEMBER
6 MASSACHUSETTS * W, 5-3
7 MASSACHUSETTS * L, 2-3

JANUARY
4 vs. BC (FF) (NBCSN, NESN)* 7:30PM
10 ALAB-HUNTSVILLE (NBCSN) 7:30PM
11 ALAB-HUNTSVILLE 7PM
17 LAKE SUPERIOR (NBCSN) 7:30PM
18 LAKE SUPERIOR 7PM
24 NORTHEASTERN (NBCSN) * 7:30PM
25 NORTHEASTERN (NBCSN) * 7PM
31 at New Hampshire (FCS/WBIN)* 7PM

FEBRUARY
1 at New Hampshire (NESN) * 4PM
7 MAINE (NBCSN) * 7:30PM
8 MAINE (NBCSN) * 8PM
14 at Providence (Cox Sports) * 7PM
15 at Providence * 7PM
21 BOSTON U. (NBCSN) * 7PM
22 BOSTON UNIVERSITY * 7PM

MARCH
1 at Boston College * 4PM

< - Shillelagh Tournament



Providence
13-3-3
(6-3-1 HEA)

OCTOBER
11 NO. 11 MINNESOTA STATE W, 5-1
12 NO. 11 MINNESOTA STATE W, 3-0
19 AIC W, 10-4
25 NO. 3 MIAMI W, 3-2 (OT)
26 NO. 3 MIAMI T, 4-4 (OT)

NOVEMBER
1 at Boston University * L, 3-4
2 BOSTON UNIVERSITY * W, 3-1
8 at Merrimack * W, 1-0
9 MERRIMACK * W, 4-2
15 at Vermont * W, 3-2
16 at Vermont * W, 3-0
22 NEW HAMPSHIRE * L, 2-3 (OT)
23 NEW HAMPSHIRE * W, 4-2
27 at No. 5 Quinpiac T, 3-3 (OT)
30 BROWN (Mayor's Cup) W, 3-2

DECEMBER
6 at Northeastern * T, 3-3 (OT)
20 at Army W, 4-1
29 at Dartmouth + W, 3-2
30 vs. Air Force + L, 2-3

JANUARY
4 vs. Merrimack (FF) (NESN) 4PM
7 NORTHEASTERN (Cox Sports)* 7PM
10 at Boston College * 7PM
17 at Colorado College 7:37PM MT
18 at Colorado College 7:07PM MT
24 UMASS LOWELL (Cox Sports) * 7PM
25 at UMass Lowell * 7PM
31 BOSTON COLLEGE (Cox Sports)* 7PM

FEBRUARY
11 CONNECTICUT (Cox Sports) 7PM
14 NOTRE DAME (Cox Sports) * 7PM
15 NOTRE DAME * 7PM
21 UMASS (Cox Sports)* 7PM
22 at Massachusetts * 7PM
28 at Maine * 7PM

MARCH
1 at Maine * 7PM

+ - Ledyard Bank Classic



Vermont
10-6-1
(4-5-0 HEA)

OCTOBER
5 OTTAWA (Exh) W, 7-0
6 ACADIA (Exh) W, 4-1
11 at No. 7 North Dakota L, 3-5
12 at No. 7 North Dakota T, 2-2 (OT)
26 vs. Penn State W, 5-2

NOVEMBER
1 NO. 2 NOTRE DAME * W, 2-1
2 NO. 2 NOTRE DAME * L, 2-3
8 at Maine * L, 0-2
9 at Maine * W, 4-3
15 NO. 6 PROVIDENCE * L, 2-3
16 NO. 6 PROVIDENCE * L, 0-3
22 at Massachusetts * W, 3-2
24 MASSACHUSETTS * W, 2-0
29 MAINE W, 3-2
30 MAINE W, 5-2

DECEMBER
14 ST. LAWRENCE W, 5-1
17 NORTHEASTERN * L, 0-3
28 NO. 9 CLARKSON % W, 3-2
29 CANISIUS % W, 6-2

JANUARY
3 DARTMOUTH 7PM
4 YALE 7PM
7 at St. Lawrence 7PM
11 at Colgate 7PM
17 at Northeastern * 7PM
18 at Northeastern 7PM
24 at Boston University * 7:30PM
25 at Boston U. (NESN) * 4PM

FEBRUARY
7 at New Hampshire (FCS/WBIN)* 7:30PM
8 at New Hampshire * 7PM
14 BOSTON COLLEGE * 7PM
15 BOSTON COLLEGE * 7PM
21 at Merrimack * 7PM
22 at Merrimack (FCS/WBIN)* 7PM
28 UMASS LOWELL * 7PM

MARCH
1 UMASS LOWELL * 7PM

% - Catamount Cup

National Category Leaders

Points Per Game

		GP	G-A-P	P/GM
1	Greg Carey	St. Lawrence	SR F 19 13-23-36	1.89
2	Johnny Gaudreau (CGY)	Boston College	JR F 18 15-18-33	1.83
3	Kevin Hayes (CHI)	Boston College	SR F 18 11-17-28	1.56
	Matthew Zay	Mercyhurst	JR F 18 11-17-28	1.56
	Austin Czarnik	Miami	JR F 18 9-19-28	1.56
	Riley Barber (WSH)	Miami	SO F 18 11-17-28	1.56
7	Ryan Haggerty	Rensselaer	JR F 17 18-8-26	1.53
8	Ryan Dzingel (OTT)	Ohio State	JR F 16 10-13-23	1.44
9	Ross Mauer	Providence	JR F 19 13-14-27	1.42
10	Steve Weinstein	Bentley	JR D 17 1-23-24	1.41
11	Daniel Carr	Union	SR F 16 9-13-22	1.38
12	Kevin Roy (ANA)	Northeastern	SO F 19 13-12-25	1.32
13	Daniel O'Donoghue	Mercyhurst	SR F 20 8-18-26	1.30
14	Bill Arnold (CGY)	Boston College	SR F 18 4-19-23	1.28
15	Matt Carey	St. Lawrence	FR F 19 13-11-24	1.26
16	Sam Warning	Minnesota	JR F 16 5-15-20	1.25
17	Sam Anas	Quinnipiac	FR F 21 13-13-26	1.24
18	Alex Grieve	Bentley	JR F 17 12-9-21	1.24
19	Devin Shore (DAL)	Maine	SO F 18 8-14-22	1.22
20	Nic Kerdiles (ANA)	Wisconsin	SO F 14 8-9-17	1.21
21	Kellen Jones (EDM)	Quinnipiac	SR F 21 10-15-25	1.19
22	Nick Lappin	Brown	SO F 11 5-8-13	1.18
23	Matt Lorito	Brown	JR F 12 6-8-14	1.17
	Mark Naclerio	Brown	SO F 12 5-9-14	1.17
25	Mike Szmatala	Northeastern	FR F 19 8-14-22	1.16

Goals Against Average

		Minutes	GA	GAA
1	Sam Brittain (FLA)	Denver	SR 1100:54	31 1.69
2	Doug Carr	UMass Lowell	SR 422:39	12 1.70
3	Cole Huggins	Minnesota State	FR 625:49	18 1.73
4	Connor Hellebuyck (WPG)	UMass Lowell	SO 652:47	19 1.75
5	Zach Nagelvoort	Michigan	FR 639:25	19 1.78
6	Michael Garteig	Quinnipiac	SO 1271:48	38 1.79
7	Martin Ouellette (CLB)	Maine	SR 1026:48	32 1.87
8	Joel Rumpel	Wisconsin	JR 480:50	15 1.87
9	Jon Gillies (CGY)	Providence	SO 895:34	28 1.88
10	Raphael Girard	Harvard	SR 479:42	15 1.88
11	Steven Summerhays	Notre Dame	SR 983:53	31 1.89
12	Steve Perry	Clarkson	FR 407:19	13 1.91
13	Mike Rotolo	RIT	FR 364:55	12 1.97
14	Rasmus Tirronen	Merrimack	JR 511:22	17 1.99
15	Brody Hoffman	Vermont	SO 358:09	12 2.01
16	Ryan Faragher	St. Cloud State	JR 835:13	29 2.08
17	Pheonix Copley	Michigan Tech	SO 1091:01	38 2.09
18	Clay Witt	Northeastern	JR 849:43	30 2.12
19	C.J. Motte	Ferris State	JR 1034:48	37 2.15
20	Adam Wilcox (TBL)	Minnesota	SO 884:08	32 2.17
21	Scott Diebold	Rensselaer	JR 993:49	36 2.17
22	Casey DeSmith	New Hampshire	JR 965:44	35 2.17
23	Brian Billett	Boston College	JR 671:24	25 2.23
24	Mathias Dahlstrom	Northern Michigan	FR 908:25	34 2.25
25	Andy Iles	Cornell	SR 851:39	32 2.25

Points Per Game (Defensemen)

		GP	G-A-P	P/GM
1	Steve Weinstein	Bentley	JR D 17 1-23-24	1.41
2	Joakim Ryan (SJS)	Cornell	JR D 15 5-11-16	1.07
3	Mat Bodie	Union	SR D 18 2-17-19	1.06
4	Justin Baker	St. Lawrence	SR D 19 5-13-18	0.95
5	Trevor van Riemsdyk	New Hampshire	JR D 21 4-15-19	0.90
6	Shayne Gostisbehere (PHI)	Union	JR D 18 6-10-16	0.89
7	Nick Jones	Mercyhurst	SR D 20 5-12-17	0.85
8	Gavin Bayreuther	St. Lawrence	FR D 19 4-12-16	0.84
9	Greg Noyes	RIT	SR D 16 4-9-13	0.81
10	Jason Binkley	Ferris State	JR D 19 3-12-15	0.79
11	Kevin Czuczman	Lake Superior State	JR D 18 6-8-14	0.78
	Ben Hutton (VAN)	Maine	SO D 18 7-7-14	0.78
13	Garrett Noonan (NSH)	Boston University	SR D 16 3-9-12	0.75
	Jake McCabe (BUF)	Wisconsin	JR D 16 3-9-12	0.75
15	Scott Czarnowczan	Ferris State	SR D 19 4-10-14	0.74
16	Colton Parayko (STL)	Alaska	SO D 18 2-11-13	0.72
17	Ahti Oksanen	Boston University	SO D 17 2-10-12	0.71
	Zack Kamrass	UMass Lowell	JR D 17 1-11-12	0.71
	Michael Paliotta (CHI)	Vermont	JR D 17 3-9-12	0.71
20	Ben Danford	Canisius	SR D 16 2-9-11	0.69
	Mike Reilly (CLB)	Minnesota	SO D 16 7-4-11	0.69
	Ian Brady	Nebraska Omaha	FR D 16 3-8-11	0.69

Save Percentage

		Saves	GA	Save %
1	Raphael Girard	Harvard	SR 276 15	.948
2	Connor Hellebuyck (WPG)	UMass Lowell	SO 326 19	.945
3	Sam Brittain (FLA)	Denver	SR 499 31	.942
4	Jon Gillies (CGY)	Providence	SO 450 28	.941
5	Clay Witt	Northeastern	JR 473 30	.940
6	Zach Nagelvoort	Michigan	FR 297 19	.940
7	Martin Ouellette (CLB)	Maine	SR 473 32	.937
8	Mike Rotolo	RIT	FR 177 12	.937
9	Doug Carr	UMass Lowell	SR 171 12	.934
10	Cole Huggins	Minnesota State	FR 256 18	.934
11	Steven Summerhays	Notre Dame	SR 421 31	.931
12	Kevin Kapalka	Lake Superior State	SR 379 28	.931
13	Brody Hoffman	Vermont	SO 162 12	.931
14	Matt O'Connor	Boston University	SO 434 33	.929
15	Joel Rumpel	Wisconsin	JR 196 15	.929
16	Branden Komm	Bentley	SR 521 40	.929
17	Brian Billett	Boston College	JR 323 25	.928
18	C.J. Motte	Ferris State	JR 473 37	.927
19	Keegan Asmundson	Canisius	SO 204 16	.927
20	Jake Hildebrand	Michigan State	SO 395 32	.925

Points Per Game (Freshmen)

		GP	G-A-P	P/GM
1	Matt Carey	St. Lawrence	F 19 13-11-24	1.26
2	Sam Anas	Quinnipiac	F 21 13-13-26	1.24
3	Mike Szmatala	Northeastern	F 19 8-14-22	1.16
4	Justin Kloos	Minnesota	F 16 6-11-17	1.06
5	Ryan Fitzgerald (BOS)	Boston College	F 18 8-10-18	1.00
	Todd Skirving	RIT	F 13 5-8-13	1.00
7	Austin Cangelosi	Boston College	F 18 7-10-17	0.94
	Alex Globke	Lake Superior State	F 18 8-9-17	0.94
9	JT Compher (BUF)	Michigan	F 16 6-9-15	0.94
10	Dalen Hedges	Northeastern	F 19 6-11-17	0.89
11	Hudson Fasching (LOS)	Minnesota	F 16 6-8-14	0.88
	Mario Puskarich	Vermont	F 16 7-7-14	0.88
13	David Norris	American International	F 14 2-10-12	0.86
	Max French	Bentley	F 14 5-7-12	0.86
	Taylor Cammarata (NYI)	Minnesota	F 14 4-8-12	0.86
16	Trevor Moore	Denver	F 19 8-8-16	0.84
	Gavin Bayreuther	St. Lawrence	D 19 4-12-16	0.84
18	Kyle Schempp	Ferris State	F 19 7-8-15	0.79
19	Robbie Baillargeon (OTT)	Boston University	F 17 5-8-13	0.76
	Michael Pontarelli	Union	F 17 7-6-13	0.76

Winning Percentage

		W-L-T	Win %
1	Mike Rotolo	RIT	FR 5-0-1 .917
2	C.J. Motte	Ferris State	JR 14-0-3 .912
3	Joel Rumpel	Wisconsin	JR 7-1-0 .875
4	Colin Stevens	Union	JR 9-1-1 .864
5	Doug Carr	UMass Lowell	SR 6-1-0 .857
6	Jon Gillies (CGY)	Providence	SO 10-1-3 .821
7	Adam Wilcox (TBL)	Minnesota	SO 11-2-2 .800
8	Ryan Faragher	St. Cloud State	JR 10-2-2 .786
9	Michael Garteig	Quinnipiac	SO 14-3-4 .762
10	Thatcher Demko	Boston College	FR 4-1-1 .750
	Tyler Steel	Brown	FR 4-1-1 .750
	Steve Racine	Michigan	SO 4-1-1 .750
13	Greg Lewis	Clarkson	SO 8-3-0 .727
14	Brian Billett	Boston College	JR 8-3-1 .708
15	Cole Huggins	Minnesota State	FR 7-3-0 .700
16	Jimmy Sarjeant	Mercyhurst	JR 9-4-2 .667
	Tommy Burke	Bowling Green	SO 6-2-4 .667
	Brody Hoffman	Vermont	SO 4-2-0 .667
19	Zach Nagelvoort	Michigan	FR 6-3-1 .650
20	Clay Witt	Northeastern	JR 8-4-2 .643
	Steve Perry	Clarkson	FR 4-2-1 .643

National Category Leaders

Goals Per Game		GP	G	G/GM
1	Ryan Haggerty	Rensselaer	JR F 17 18	1.06
2	Johnny Gaudreau (CGY)	Boston College	JR F 18 15	0.83
3	Cody Wydo	Robert Morris	JR F 16 12	0.75
4	Alex Grieve	Bentley	JR F 17 12	0.71
5	Josh Archibald (PIT)	Nebraska Omaha	JR F 16 11	0.69
	Michael Mersch (LOS)	Wisconsin	SR F 16 11	0.69
7	Kevin Roy (ANA)	Northeastern	SO F 19 13	0.68
	Ross Mauermann	Providence	JR F 19 13	0.68
	Greg Carey	St. Lawrence	SR F 19 13	0.68
	Matt Carey	St. Lawrence	FR F 19 13	0.68
11	Brock Higgs	Rensselaer	SR F 18 12	0.67
12	Eric Neiley	Dartmouth	JR F 14 9	0.64
	Andrew Copp (WPG)	Michigan	SO F 14 9	0.64
14	Ryan Dzingel (OTT)	Ohio State	JR F 16 10	0.62
15	Sam Anas	Quinnipiac	FR F 21 13	0.62
16	Jimmy Vesey (NSH)	Harvard	SO F 13 8	0.62
	Justin Crandall	Minnesota Duluth	JR F 13 8	0.62
18	Cody Kunk	Alaska	SR F 18 11	0.61
	Kevin Hayes (CHI)	Boston College	SR F 18 11	0.61
	Matthew Zay	Mercyhurst	JR F 18 11	0.61
	Riley Barber (WSH)	Miami	SO F 18 11	0.61
22	Cory Ward	Bemidji State	SO F 20 12	0.60
	Jesse Root	Yale	SR F 10 6	0.60
24	Andrew Gladiuk	Bentley	SO F 17 10	0.59
	Blake Coleman (NJD)	Miami	JR F 17 10	0.59

Assists Per Game		GP	A	A/GM
1	Steve Weinstein	Bentley	JR D 17 23	1.35
2	Greg Carey	St. Lawrence	SR F 19 23	1.21
3	Bill Arnold (CGY)	Boston College	SR F 18 19	1.06
	Austin Czarnik	Miami	JR F 18 19	1.06
5	Johnny Gaudreau (CGY)	Boston College	JR F 18 18	1.00
	Mark Zengerle	Wisconsin	SR F 16 16	1.00
	Kevin Sullivan	Union	SR F 15 15	1.00
8	Kevin Hayes (CHI)	Boston College	SR F 18 17	0.94
	Matthew Zay	Mercyhurst	JR F 18 17	0.94
	Riley Barber (WSH)	Miami	SO F 18 17	0.94
	Mat Bodie	Union	SR D 18 17	0.94
12	Sam Warning	Minnesota	JR F 16 15	0.94
13	Daniel O'Donoghue	Mercyhurst	SR F 20 18	0.90
14	John McCarron (EDM)	Cornell	JR F 15 13	0.87
15	Kyle Rau (FLA)	Minnesota	JR F 16 13	0.81
	Ryan Dzingel (OTT)	Ohio State	JR F 16 13	0.81
	Daniel Carr	Union	SR F 16 13	0.81
18	Devin Shore (DAL)	Maine	SO F 18 14	0.78
19	Connor Leen	Maine	JR F 17 13	0.76
	Jacob Laliberte	Rensselaer	JR F 17 13	0.76
21	Connor Jones	Quinnipiac	SR F 21 16	0.76
22	Ryan Misiak	Mercyhurst	JR F 20 15	0.75
	Shane Berschbach	Western Michigan	SR F 20 15	0.75
	Ryan Walters	Nebraska Omaha	SR F 16 12	0.75
	Alex Szczechura	Ohio State	SR F 16 12	0.75
	Mark Naclerio	Brown	SO F 12 9	0.75

Power Play Goals		GP	PPG/G	PPG
1	Ryan Haggerty	Rensselaer	JR F 17 0.47	8
2	Jean-Paul Lafontaine	Minnesota State	JR F 18 0.39	7
	Jeremy Wick	St. Lawrence	SR F 19 0.37	7
	Matt Carey	St. Lawrence	FR F 19 0.37	7
5	Justin Crandall	Minnesota Duluth	JR F 13 0.46	6
	Stephan Vigier	Northern Michigan	SR F 18 0.33	6
	Braden Pimm	Northeastern	SR F 19 0.32	6
	Bryce Williamson	Bowling Green	SR F 22 0.27	6
9	13 Players Tied With			5

Game-Winning Goals		GP	GWG
1	Ryan Haggerty	Rensselaer	JR F 17 4
	Matt Bailey	Alaska Anchorage	SR F 18 4
	Johnny Gaudreau (CGY)	Boston College	JR F 18 4
	Ross Mauermann	Providence	JR F 19 4
5	21 Players Tied With		3

Shorthanded Goals		GP	SHG/G	SHG
1	Matthew Zay	Mercyhurst	JR F 18 0.17	3
	Riley Barber (WSH)	Miami	SO F 18 0.17	3
	Noel Acciari	Providence	SO F 19 0.16	3
	Kellen Jones (EDM)	Quinnipiac	SR F 21 0.14	3
5	Tyler Wiseman	Canisius	JR F 14 0.14	2
	JT Compher (BUF)	Michigan	FR F 16 0.12	2
	Zac Lynch	Robert Morris	SO F 16 0.12	2
	Nic Dowd (LOS)	St. Cloud State	SR F 16 0.12	2
	Adam Berkle	Bowling Green	JR F 17 0.12	2
	Guy Leboeuf	Rensselaer	SR D 17 0.12	2
	Patrick Brown	Boston College	SR F 18 0.11	2
	Mark Anthoine	Maine	SR F 18 0.11	2
	Steven Swavely	Maine	SO F 18 0.11	2
	Robbie Russo (NYI)	Notre Dame	JR D 18 0.11	2
	Ryan Misiak	Mercyhurst	JR F 20 0.10	2
	C.J. Eick	Michigan Tech	SO F 22 0.09	2

National Team Leaders

TEAM SCORING

TEAM DEFENSE

SCORING OFFENSE	GP	Goals	G/GM
1 Boston College	18	80	4.44
2 Minnesota	16	63	3.94
Ohio State	16	63	3.94
4 Union	18	70	3.89
5 Mercyhurst	20	74	3.70
6 St. Lawrence	19	69	3.63
7 Ferris State	19	68	3.58
8 Wisconsin	16	57	3.56
9 Northeastern	19	67	3.53
10 Quinnipiac	21	74	3.52
11 St. Cloud State	16	56	3.50
12 Providence	19	66	3.47
13 Rensselaer	18	62	3.44
14 Maine	18	60	3.33
Miami	18	60	3.33
16 Bentley	17	56	3.29
17 Yale	13	42	3.23
18 Nebraska Omaha	16	51	3.19
19 New Hampshire	21	65	3.10
20 Alaska	18	55	3.06
21 Notre Dame	18	54	3.00
RIT	16	48	3.00
23 Air Force	18	53	2.94
UMass Lowell	18	53	2.94
25 Michigan	16	47	2.94
26 Bowling Green	22	64	2.91
27 Cornell	15	43	2.87
28 Dartmouth	14	40	2.86
29 Minnesota Duluth	16	45	2.81
30 Bemidji State	20	56	2.80
31 Clarkson	18	50	2.78
Lake Superior State	18	50	2.78
North Dakota	18	50	2.78
34 Vermont	17	47	2.76
35 Robert Morris	16	44	2.75
36 Minnesota State	18	49	2.72
37 Brown	12	32	2.67
38 Alaska Anchorage	18	46	2.56
39 Canisius	16	40	2.50
Colgate	18	45	2.50
Western Michigan	20	50	2.50
42 Denver	19	47	2.47
43 Penn State	15	37	2.47
44 Niagara	16	39	2.44
45 American International	15	36	2.40
46 Michigan State	17	40	2.35
47 Connecticut	15	35	2.33
48 Harvard	13	30	2.31
49 Boston University	17	39	2.29
50 Holy Cross	17	37	2.18
51 Northern Michigan	18	39	2.17
52 Army	15	32	2.13
53 Michigan Tech	22	45	2.05
54 Massachusetts	22	44	2.00
55 Princeton	17	33	1.94
56 Sacred Heart	18	33	1.83
57 Merrimack	15	26	1.73
58 Colorado College	17	28	1.65
59 Alabama Huntsville	20	21	1.05

SCORING DEFENSE	GP	Goals	G/GM
1 UMass Lowell	18	33	1.83
2 Quinnipiac	21	39	1.86
3 Denver	19	36	1.89
4 Maine	18	36	2.00
St. Cloud State	16	32	2.00
6 Providence	19	39	2.05
7 Notre Dame	18	38	2.11
8 Minnesota	16	34	2.12
9 Ferris State	19	41	2.16
10 Michigan	16	35	2.19
11 Vermont	17	38	2.24
12 Western Michigan	20	45	2.25
13 Cornell	15	34	2.27
14 Boston College	18	41	2.28
15 Michigan Tech	22	51	2.32
16 Yale	13	31	2.38
17 Clarkson	18	43	2.39
Minnesota State	18	43	2.39
19 Michigan State	17	41	2.41
20 Harvard	13	32	2.46
21 Connecticut	15	37	2.47
Merrimack	15	37	2.47
23 New Hampshire	21	52	2.48
24 Rensselaer	18	45	2.50
25 Miami	18	46	2.56
Northern Michigan	18	46	2.56
Union	18	46	2.56
28 Bentley	17	45	2.65
29 Lake Superior State	18	49	2.72
30 Bowling Green	22	60	2.73
31 Boston University	17	47	2.76
32 Northeastern	19	53	2.79
33 Wisconsin	16	45	2.81
34 Alaska Anchorage	18	51	2.83
35 Air Force	18	52	2.89
North Dakota	18	52	2.89
37 Brown	12	35	2.92
38 Minnesota Duluth	16	47	2.94
Ohio State	16	47	2.94
40 Alaska	18	54	3.00
41 Colorado College	17	53	3.12
Holy Cross	17	53	3.12
43 Nebraska Omaha	16	50	3.12
RIT	16	50	3.12
45 Bemidji State	20	63	3.15
46 Massachusetts	22	70	3.18
47 Canisius	16	53	3.31
48 Colgate	18	60	3.33
49 Mercyhurst	20	70	3.50
50 Niagara	16	57	3.56
Robert Morris	16	57	3.56
52 St. Lawrence	19	70	3.68
53 Penn State	15	59	3.93
54 Princeton	17	67	3.94
55 Sacred Heart	18	71	3.94
56 Alabama Huntsville	20	85	4.25
57 Dartmouth	14	60	4.29
58 Army	15	72	4.80
59 American International	15	77	5.13



National Team Leaders

POWER PLAY

PENALTY KILL

POWER PLAY	Totals	SHA	PP%
1 St. Lawrence	27/93	2	29.0
2 Cornell	19/73	1	26.0
3 Union	24/93	3	25.8
4 RIT	19/74	0	25.7
5 Bentley	17/67	3	25.4
6 UMass Lowell	20/81	1	24.7
7 Dartmouth	13/54	2	24.1
8 Denver	21/89	1	23.6
9 Clarkson	17/75	0	22.7
10 Minnesota State	21/93	4	22.6
11 Miami	18/82	1	22.0
12 Robert Morris	17/78	0	21.8
13 Ferris State	18/83	1	21.7
14 Penn State	13/60	2	21.7
Quinnipiac	26/120	1	21.7
16 Ohio State	17/79	1	21.5
17 Alaska Anchorage	20/93	2	21.5
18 Rensselaer	15/70	2	21.4
19 St. Cloud State	14/66	0	21.2
20 American Int'l	11/52	5	21.2
21 Michigan	13/62	1	21.0
22 Connecticut	12/58	1	20.7
Northern Michigan	18/87	2	20.7
24 Massachusetts	22/107	4	20.6
25 North Dakota	17/83	2	20.5
26 Boston University	14/69	3	20.3
27 Notre Dame	21/107	1	19.6
28 Northeastern	19/97	4	19.6
29 New Hampshire	18/92	1	19.6
30 Maine	16/82	1	19.5
31 Nebraska Omaha	17/89	4	19.1
32 Canisius	12/63	3	19.0
33 Minnesota Duluth	15/80	1	18.8
34 Air Force	14/76	3	18.4
35 Bowling Green	19/104	3	18.3
36 Bemidji State	15/86	2	17.4
Mercyhurst	15/86	2	17.4
38 Boston College	10/58	0	17.2
39 Wisconsin	10/63	3	15.9
40 Minnesota	12/77	1	15.6
41 Yale	9/58	1	15.5
42 Lake Superior	12/78	3	15.4
43 Alaska	13/85	1	15.3
44 Princeton	10/66	3	15.2
45 Vermont	12/82	4	14.6
46 Brown	7/49	1	14.3
47 Michigan State	11/78	1	14.1
Sacred Heart	11/78	5	14.1
49 Harvard	7/52	2	13.5
50 Providence	12/90	2	13.3
51 Western Michigan	13/101	2	12.9
52 Holy Cross	7/58	0	12.1
53 Merrimack	9/77	2	11.7
54 Colgate	10/87	4	11.5
55 Army	9/81	9	11.1
56 Michigan Tech	11/110	0	10.0
57 Colorado College	6/65	0	9.2
58 Alab. Huntsville	7/86	3	8.1
59 Niagara	5/73	4	6.8

PENALTY KILL	Totals	SHF	PK%
1 Quinnipiac	88/96	3	91.7
2 Boston College	77/85	4	90.6
3 Denver	85/94	0	90.4
4 Harvard	45/50	1	90.0
5 Vermont	71/79	2	89.9
6 Minnesota State	74/83	0	89.2
7 Bemidji State	84/96	1	87.5
Minnesota Duluth	77/88	1	87.5
9 Providence	77/89	6	86.5
10 Merrimack	61/71	1	85.9
11 Ferris State	77/90	3	85.6
12 Boston University	64/75	0	85.3
13 Maine	57/67	6	85.1
14 Bentley	74/87	3	85.1
15 Rensselaer	62/73	4	84.9
16 Michigan Tech	88/104	4	84.6
Notre Dame	77/91	5	84.6
18 Cornell	49/58	0	84.5
19 Lake Superior	76/90	0	84.4
20 Western Michigan	89/106	1	84.0
21 North Dakota	78/93	2	83.9
22 Bowling Green	90/108	3	83.3
Brown	45/54	1	83.3
Connecticut	40/48	0	83.3
Wisconsin	50/60	3	83.3
26 Alaska	78/94	3	83.0
27 Miami	72/87	4	82.8
28 Mercyhurst	78/95	8	82.1
29 Canisius	59/72	4	81.9
30 Air Force	56/69	3	81.2
31 St. Cloud State	43/53	2	81.1
32 Colorado College	51/63	1	81.0
33 Minnesota	53/66	0	80.3
34 Michigan	56/70	2	80.0
Michigan State	56/70	2	80.0
Northeastern	88/110	3	80.0
37 UMass Lowell	59/74	0	79.7
38 New Hampshire	51/64	2	79.7
Ohio State	51/64	1	79.7
40 Northern Michigan	70/88	0	79.5
41 Penn State	62/78	3	79.5
42 Alaska Anchorage	69/87	0	79.3
Massachusetts	92/116	2	79.3
44 Colgate	67/85	2	78.8
45 Army	48/61	0	78.7
46 Holy Cross	55/70	1	78.6
47 Clarkson	65/83	0	78.3
48 RIT	53/68	0	77.9
49 Yale	34/44	2	77.3
50 Princeton	58/76	4	76.3
51 Sacred Heart	76/100	1	76.0
52 St. Lawrence	72/95	2	75.8
53 American Int'l	37/49	2	75.5
54 Union	52/69	1	75.4
55 Niagara	60/80	4	75.0
56 Dartmouth	44/59	0	74.6
57 Nebraska Omaha	65/91	2	71.4
58 Alab. Huntsville	66/99	2	66.7
59 Robert Morris	47/71	4	66.2



Hockey East Overall Scoring Leaders

Scoring

				GP	G-A-P	PPG	PIM	PP	SH	GW	HT	+/-	NHL	
1	Johnny Gaudreau	BC	JR	F	18	15-18-33	1.83	7/14	3	1	4	0	+21	CGY
2	Kevin Hayes	BC	SR	F	18	11-17-28	1.56	3/6	3	0	2	0	+14	CHI
3	Ross Mauer	PC	JR	F	19	13-14-27	1.42	7/14	2	1	4	0	+22	
4	Kevin Roy	NU	SO	F	19	13-12-25	1.32	3/14	4	0	1	1	+6	ANA
5	Bill Arnold	BC	SR	F	18	4-19-23	1.28	11/33	0	0	0	0	+18	CGY
6	Devin Shore	ME	SO	F	18	8-14-22	1.22	5/10	2	1	1	0	+7	DAL
	Mike Szymatula	NU	FR	F	19	8-14-22	1.16	3/6	2	0	0	0	+6	
8	Kevin Goumas	UNH	SR	F	20	7-13-20	1.00	10/20	2	0	0	0	+11	
	Nick Sorkin	UNH	SR	F	21	11-9-20	0.95	6/12	4	0	2	0	+8	
10	Trevor van Riemsdyk	UNH	JR	D	21	4-15-19	0.90	4/8	2	0	0	0	+9	
11	Ryan Fitzgerald	BC	FR	F	18	8-10-18	1.00	4/8	2	0	1	0	+12	BOS
	Braden Pimm	NU	SR	F	19	10-8-18	0.95	3/17	6	1	0	0	+6	
13	Austin Cangelosi	BC	FR	F	18	7-10-17	0.94	1/2	0	0	1	0	+16	
	Dalen Hedges	NU	FR	F	19	6-11-17	0.89	3/6	1	0	3	0	+4	
15	Chris McCarthy	UVM	SR	F	17	6-10-16	0.94	0/0	0	1	1	0	E	
	Connor Leen	ME	JR	F	17	3-13-16	0.94	7/14	2	0	1	0	+6	
17	T. J. Tynan	ND	SR	F	18	3-12-15	0.83	7/14	0	1	1	0	+2	CLB
	Grayson Downing	UNH	JR	F	21	9-6-15	0.71	13/26	2	1	1	1	-3	
19	Vince Hinostroza	ND	FR	F	12	3-11-14	1.17	1/2	1	0	0	0	+5	CHI
	Mario Puskasich	UVM	FR	F	16	7-7-14	0.88	2/4	4	0	3	0	+1	
	Jake Fallon	UVM	JR	F	17	4-10-14	0.82	4/8	0	0	1	0	-1	
	Ben Hutton	ME	SO	D	18	7-7-14	0.78	1/2	4	1	2	0	+7	VAN
	Nick Saracino	PC	SO	LW	19	3-11-14	0.74	3/6	0	0	0	0	+6	
	Matt Willows	UNH	JR	F	21	7-7-14	0.67	4/8	3	0	2	0	+9	
	Eric Knodel	UNH	SR	D	21	3-11-14	0.67	7/14	2	0	0	0	+4	TOR
	Troy Power	UM	JR	F	22	8-6-14	0.64	7/14	4	1	0	0	-8	
	Conor Sheary	UM	SR	F	22	4-10-14	0.64	0/0	1	0	1	0	-8	

Defenseman Scoring

				GP	G-A-P	PPG	PIM	PP	SH	GW	HT	+/-	NHL	
1	Trevor van Riemsdyk	UNH	JR	D	21	4-15-19	0.90	4/8	2	0	0	0	+9	
2	Ben Hutton	ME	SO	D	18	7-7-14	0.78	1/2	4	1	2	0	+7	VAN
	Eric Knodel	UNH	SR	D	21	3-11-14	0.67	7/14	2	0	0	0	+4	TOR
4	Justin Agosta	UNH	SR	D	21	4-9-13	0.62	1/2	1	0	1	0	+5	
	Joel Hanley	UM	SR	D	22	2-11-13	0.59	10/31	2	0	0	0	-8	
6	Garrett Noonan	BU	SR	D	16	3-9-12	0.75	5/10	1	0	0	0	-6	NSH
	Michael Paliotta	UVM	JR	D	17	3-9-12	0.71	9/29	3	0	0	0	E	CHI
	Ahti Oksanen	BU	SO	D	17	2-10-12	0.71	6/12	2	0	0	0	-1	
	Zack Kamrass	UML	JR	D	17	1-11-12	0.71	8/16	1	0	0	0	+9	
	Colton Saucerman	NU	SO	D	19	3-9-12	0.63	12/24	1	0	1	0	+6	
11	Robbie Russo	ND	JR	D	18	3-8-11	0.61	3/6	1	2	0	0	+5	NYI
12	Shayne Taker	ND	SR	D	18	4-6-10	0.56	2/4	2	0	0	0	+1	
	Stephen Johns	ND	SR	D	18	4-6-10	0.56	14/28	1	1	1	0	+1	CHI
	John Gilmour	PC	SO	D	19	2-8-10	0.53	6/12	0	0	1	0	+4	CGY
	Matt Benning	NU	FR	D	19	1-9-10	0.53	8/16	1	0	0	0	+8	BOS

Freshman Scoring

				GP	G-A-P	PPG	PIM	PP	SH	GW	HT	+/-	NHL	
1	Mike Szymatula	NU	FR	F	19	8-14-22	1.16	3/6	2	0	0	0	+6	
2	Ryan Fitzgerald	BC	FR	F	18	8-10-18	1.00	4/8	2	0	1	0	+12	BOS
3	Austin Cangelosi	BC	FR	F	18	7-10-17	0.94	1/2	0	0	1	0	+16	
	Dalen Hedges	NU	FR	F	19	6-11-17	0.89	3/6	1	0	3	0	+4	
5	Vince Hinostroza	ND	FR	F	12	3-11-14	1.17	1/2	1	0	0	0	+5	CHI
	Mario Puskasich	UVM	FR	F	16	7-7-14	0.88	2/4	4	0	3	0	+1	
7	Robbie Baillargeon	BU	FR	F	17	5-8-13	0.76	6/12	0	0	0	0	+6	OTT
	Steven Iacobellis	UM	FR	F	22	8-5-13	0.59	5/10	5	1	2	0	-5	
	Ray Pigozzi	UM	FR	F	22	3-10-13	0.59	10/20	0	0	1	0	-4	
10	Blaine Byron	ME	FR	F	17	6-6-12	0.71	1/2	2	0	1	0	+3	PIT
	Cam Brown	ME	FR	F	18	3-9-12	0.67	3/6	1	0	0	0	+4	
	John Stevens	NU	FR	F	19	5-7-12	0.63	8/16	2	1	1	0	-3	
13	Zach Aston-Reese	NU	FR	F	17	3-7-10	0.59	4/8	1	0	1	0	+5	
	Matt Benning	NU	FR	D	19	1-9-10	0.53	8/16	1	0	0	0	+8	BOS
	Tyler Kelleher	UNH	FR	F	20	2-8-10	0.50	2/4	0	0	2	0	-6	

Hockey East Overall Scoring Leaders

Goal Scoring				GP	G	GPG	Assist Scoring				GP	A	APG		
1	Johnny Gaudreau	BC	JR	F	18	15	0.83	1	Bill Arnold	BC	SR	F	18	19	1.06
2	Kevin Roy	NU	SO	F	19	13	0.68	2	Johnny Gaudreau	BC	JR	F	18	18	1.00
	Ross Mauer mann	PC	SR	F	19	13	0.68	3	Kevin Hayes	BC	SR	F	18	17	0.94
4	Kevin Hayes	BC	SR	F	18	11	0.61	4	Trevor van Riemsdyk	UNH	JR	D	21	15	0.71
	Nick Sorkin	UNH	SR	F	21	11	0.52	5	Devin Shore	ME	SO	F	18	14	0.78
6	Braden Pimm	NU	SR	F	19	10	0.53		Mike Szmatura	NU	FR	F	19	14	0.74
7	Mario Lucia	NDM	SO	F	18	9	0.50		Ross Mauer mann	PC	JR	F	19	14	0.74
	Grayson Downing	UNH	JR	F	21	9	0.43	8	Connor Leen	ME	JR	F	17	13	0.76
9	Ryan Fitzgerald	BC	FR	F	18	8	0.44		Kevin Goumas	UNH	SR	F	20	13	0.65
	Devin Shore	ME	SO	F	18	8	0.44	10	T. J. Tynan	NDM	SR	F	18	12	0.67
	Sam Herr	NDM	SO	F	18	8	0.44		Kevin Roy	NU	SO	F	19	12	0.63
	Mike Szmatura	NU	FR	F	19	8	0.42	12	6 Players Tied With					11	
	Troy Power	UM	JR	F	22	8	0.36								
	Steven Iacobellis	UM	FR	F	22	8	0.36								

Power Play Goals				GP	G	GPG	Power Play Points				GP	G-A-P	PPG		
1	Braden Pimm	NU	SR	F	19	6	0.32	1	Mike Szmatura	NU	FR	F	19	2-8-10	0.53
2	Mario Lucia	NDM	SO	F	18	5	0.28		Joel Hanley	UM	SR	D	22	2-8-10	0.45
	Steven Iacobellis	UM	FR	F	22	5	0.23	3	Braden Pimm	NU	SR	F	19	6-3-9	0.47
4	Mario Puskarich	UVM	FR	F	16	4	0.25		Kevin Roy	NU	SO	F	19	4-5-9	0.47
	Ben Hutton	ME	SO	D	18	4	0.22	5	Mario Puskarich	UVM	FR	F	16	4-4-8	0.50
	Kevin Roy	NU	SO	F	19	4	0.21		Joseph Pendenza	UML	SR	F	18	3-5-8	0.44
	Nick Sorkin	UNH	SR	F	21	4	0.19		Devin Shore	ME	SO	F	18	2-6-8	0.44
	Michael Pereira	UM	SR	F	22	4	0.18		T. J. Tynan	NDM	SR	F	18	0-8-8	0.44
	Troy Power	UM	JR	F	22	4	0.18		Trevor van Riemsdyk	UNH	JR	D	21	2-6-8	0.38
	Branden Gracel	UM	SR	F	22	4	0.18		Steven Iacobellis	UM	FR	F	22	5-3-8	0.36
									Troy Power	UM	JR	F	22	4-4-8	0.36

Shorthanded Goals				GP	G	GPG	Game-Winning Goals				GP	G	GPG		
1	Noel Acciari	PC	SO	C	19	3	0.16	1	Johnny Gaudreau	BC	JR	F	18	4	0.22
2	Patrick Brown	BC	SR	F	18	2	0.11		Ross Mauer mann	PC	JR	F	19	4	0.21
	Mark Anhoine	ME	SR	F	18	2	0.11	3	Mario Puskarich	UVM	FR	F	16	3	0.19
	Steven Swavely	ME	SO	F	18	2	0.11		Adam Chapie	UML	SO	F	18	3	0.17
	Robbie Russo	NDM	JR	D	18	2	0.11		Shane Luke	PC	JR	F	18	3	0.17
6	20 Players Tied With					1			Dalen Hedges	NU	FR	F	19	3	0.16
									7	16 Players Tied With				2	

Plus-Minus				GP	+/-	Hat Tricks				GP	HT		
1	Ross Mauer mann	PC	JR	F	19	+22	1	Destry Straight	BC	JR	F	15	1
2	Johnny Gaudreau	BC	JR	F	18	+21		Kevin Roy	NU	SO	F	19	1
3	Ian McCoshen	BC	FR	D	16	+18		Grayson Downing	UNH	JR	F	21	1
	Bill Arnold	BC	SR	F	18	+18							
5	Austin Cangelosi	BC	FR	F	18	+16							
6	Steven Shamanski	PC	SR	D	19	+15							
7	Steve Santini	BC	FR	D	13	+14							
	Anthony Florentino	PC	FR	D	16	+14							
	Kevin Hayes	BC	SR	F	18	+14							
10	4 Players Tied With					+12							

Blocked Shots				GP	BLK	BLK/G	Face-Off Percentage				FW	FL	FO %		
1	Eric Knodel	UNH	SR	D	21	61	2.90	1	Derek Army	PC	SR	F	36	20	.643
2	Colin Shea	UM	SR	D	22	51	2.32	2	Chris Maniccia	UML	FR	F	27	16	.628
3	Oleg Yevenko	UM	JR	D	21	46	2.19	3	Kyle Smith	UNH	SO	F	135	95	.587
4	Joel Hanley	UM	SR	D	22	45	2.05	4	Vinny Scotti	MC	SO	F	119	88	.575
5	Kevin Lind	NDM	SR	D	18	43	2.39	5	Michael Fallon	UML	SO	F	73	54	.575
6	Trevor van Riemsdyk	UNH	JR	D	21	42	2.00	6	Devin Shore	ME	SO	F	185	138	.573
7	Brett Pesce	UNH	SO	D	21	38	1.81	7	Peter DeAngelo	UM	SR	F	30	23	.566
8	Garrett Noonan	BU	SR	D	16	35	2.19	8	Jake Fallon	UVM	JR	F	221	171	.564
	Michael Matheson	BC	SO	D	18	35	1.94	9	Dalen Hedges	NU	FR	F	153	120	.560
10	3 Players Tied With					33		10	Mark Jankowski	PC	SO	C	154	122	.558

Hockey East Overall Goaltending Leaders

Goals Against Average

				GP	Minutes	GA	GAA	Record	SO	Saves	Save %	NHL
1	Doug Carr	UML	SR	7	422:39	12	1.70	6-1-0	0	171	.934	
2	Connor Hellebuyck	UML	SO	11	652:47	19	1.75	7-4-0	2	326	.945	WPG
3	Martin Ouellette	ME	SR	17	1026:48	32	1.87	9-6-2	3	473	.937	CLB
4	Jon Gillies	PC	SO	15	895:34	28	1.88	10-1-3	3	450	.941	CGY
5	Steven Summerhays	ND	SR	17	983:53	31	1.89	9-6-1	3	421	.931	
6	Rasmus Tirronen	MC	JR	9	511:22	17	1.99	3-3-2	0	208	.924	
7	Brody Hoffman	UVM	SO	6	358:09	12	2.01	4-2-0	0	162	.931	
8	Clay Witt	NU	JR	14	849:43	30	2.12	8-4-2	2	473	.940	
9	Casey DeSmith	UNH	JR	17	965:44	35	2.17	8-8-0	2	397	.919	
10	Brian Billett	BC	JR	12	671:24	25	2.23	8-3-1	1	323	.928	
11	Thatcher Demko	BC	FR	6	363:15	14	2.31	4-1-1	0	144	.911	
12	Mike Santaguida	UVM	FR	11	660:46	26	2.36	6-4-1	1	297	.920	
13	Steve Mastalerz	UM	JR	19	1071:20	46	2.58	6-10-2	1	508	.917	
14	Matt O'Connor	BU	SO	13	757:12	33	2.61	6-4-2	0	434	.929	
15	Sam Marotta	MC	SR	7	396:04	18	2.73	1-6-0	0	137	.884	

Save Percentage

				GP	Minutes	GA	GAA	Record	SO	Saves	Save %	NHL
1	Connor Hellebuyck	UML	SO	11	652:47	19	1.75	7-4-0	2	326	.945	WPG
2	Jon Gillies	PC	SO	15	895:34	28	1.88	10-1-3	3	450	.941	CGY
3	Clay Witt	NU	JR	14	849:43	30	2.12	8-4-2	2	473	.940	
4	Martin Ouellette	ME	SR	17	1026:48	32	1.87	9-6-2	3	473	.937	CLB
5	Doug Carr	UML	SR	7	422:39	12	1.70	6-1-0	0	171	.934	
6	Steven Summerhays	ND	SR	17	983:53	31	1.89	9-6-1	3	421	.931	
7	Brody Hoffman	UVM	SO	6	358:09	12	2.01	4-2-0	0	162	.931	
8	Matt O'Connor	BU	SO	13	757:12	33	2.61	6-4-2	0	434	.929	
9	Brian Billett	BC	JR	12	671:24	25	2.23	8-3-1	1	323	.928	
10	Rasmus Tirronen	MC	JR	9	511:22	17	1.99	3-3-2	0	208	.924	
11	Mike Santaguida	UVM	FR	11	660:46	26	2.36	6-4-1	1	297	.920	
12	Casey DeSmith	UNH	JR	17	965:44	35	2.17	8-8-0	2	397	.919	
13	Steve Mastalerz	UM	JR	19	1071:20	46	2.58	6-10-2	1	508	.917	
14	Thatcher Demko	BC	FR	6	363:15	14	2.31	4-1-1	0	144	.911	
15	Sam Marotta	MC	SR	7	396:04	18	2.73	1-6-0	0	137	.884	

Saves

			GP	SVS/G	Saves	Shutouts			GP	Shutouts		
1	Steve Mastalerz	UM	JR	19	26.7	508	1	Jon Gillies	PC	SO	15	3
2	Martin Ouellette	ME	SR	17	27.8	473		Martin Ouellette	ME	SR	17	3
	Clay Witt	NU	JR	14	33.8	473		Steven Summerhays	ND	SR	17	3
4	Jon Gillies	PC	SO	15	30.0	450	4	Connor Hellebuyck	UML	SO	11	2
5	Matt O'Connor	BU	SO	13	33.4	434		Clay Witt	NU	JR	14	2
6	Steven Summerhays	ND	SR	17	24.8	421		Casey DeSmith	UNH	JR	17	2
7	Casey DeSmith	UNH	JR	17	23.4	397	7	Mike Santaguida	UVM	FR	11	1
8	Connor Hellebuyck	UML	SO	11	29.6	326		Brian Billett	BC	JR	12	1
9	Brian Billett	BC	JR	12	26.9	323		Steve Mastalerz	UM	JR	19	1
10	Mike Santaguida	UVM	FR	11	27.0	297						
11	Rasmus Tirronen	MC	JR	9	23.1	208						
12	Doug Carr	UML	SR	7	24.4	171						
13	Brody Hoffman	UVM	SO	6	27.0	162						
14	Sean Maguire	BU	SO	5	29.0	145						
15	Thatcher Demko	BC	FR	6	24.0	144						
16	Sam Marotta	MC	SR	7	19.6	137						
17	Derick Roy	NU	FR	5	25.6	128						
18	Jeff Wyer	UNH	SR	6	17.7	106						
19	Mac Haight	UM	FR	4	22.8	91						
	Nick Ellis	PC	FR	5	18.2	91						

Hockey East Overall Team Stats

TEAM OFFENSE



Team	Games	Goals	G/GM
1 Boston College	18	80	4.44
2 Northeastern	19	67	3.53
3 Providence	19	66	3.47
4 Maine	18	60	3.33
5 New Hampshire	21	65	3.10
6 Notre Dame	18	54	3.00
7 UMass Lowell	18	53	2.94
8 Vermont	17	47	2.76
9 Boston University	17	39	2.29
10 Massachusetts	22	44	2.00
11 Merrimack	15	26	1.73

TEAM DEFENSE



Team	Games	Goals	G/GM
1 UMass Lowell	18	33	1.83
2 Maine	18	36	2.00
3 Providence	19	39	2.05
4 Notre Dame	18	38	2.11
5 Vermont	17	38	2.24
6 Boston College	18	41	2.28
7 Merrimack	15	37	2.47
8 New Hampshire	21	52	2.48
9 Boston University	17	47	2.76
10 Northeastern	19	53	2.79
11 Massachusetts	22	70	3.18

POWER PLAY



Team	Totals	SHA	PP %
1 UMass Lowell	20/81	1	24.7
2 Massachusetts	22/107	4	20.6
3 Boston University	14/69	3	20.3
4 Notre Dame	21/107	1	19.6
5 Northeastern	19/97	4	19.6
6 New Hampshire	18/92	1	19.6
7 Maine	16/82	1	19.5
8 Boston College	10/58	0	17.2
9 Vermont	12/82	4	14.6
10 Providence	12/90	2	13.3
11 Merrimack	9/77	2	11.7

PENALTY KILL



Team	Totals	SHF	PK %
1 Boston College	77/85	4	90.6
2 Vermont	71/79	2	89.9
3 Providence	77/89	6	86.5
4 Merrimack	61/71	1	85.9
5 Boston University	64/75	0	85.3
6 Maine	57/67	6	85.1
7 Notre Dame	77/91	5	84.6
8 Northeastern	88/110	3	80.0
9 UMass Lowell	59/74	0	79.7
10 New Hampshire	51/64	2	79.7
11 Massachusetts	92/116	2	79.3

PENALTY MINUTES



Team	Games	PIM	PIM/G
1 Northeastern	19	306	16.1
2 Massachusetts	22	330	15.0
3 Boston College	18	239	13.3
4 Notre Dame	18	235	13.1
5 Merrimack	15	194	12.9
6 Vermont	17	211	12.4
7 UMass Lowell	18	188	10.4
8 Providence	19	194	10.2
9 Boston University	17	164	9.6
10 Maine	18	144	8.0
11 New Hampshire	21	165	7.9

SHOTS ON GOAL



Team	Games	SOG	SOG/G
1 Maine	18	636	35.3
2 New Hampshire	21	720	34.3
3 Providence	19	638	33.6
4 Boston College	18	599	33.3
5 Notre Dame	18	593	32.9
6 UMass Lowell	18	578	32.1
7 Northeastern	19	590	31.1
8 Merrimack	15	463	30.9
9 Vermont	17	519	30.5
10 Massachusetts	22	642	29.2
11 Boston University	17	472	27.8

SCORING BY PERIOD



Team	1st	2nd	3rd	OT	Total
1 Boston College	28	26	25	1	80
2 Northeastern	24	17	26	0	67
3 Providence	14	21	30	1	66
4 New Hampshire	17	26	21	1	65
5 Maine	16	21	22	1	60
6 Notre Dame	14	23	17	0	54
7 UMass Lowell	20	16	16	1	53
8 Vermont	16	15	16	0	47
9 Massachusetts	16	15	13	0	44
10 Boston University	10	20	9	0	39
11 Merrimack	4	9	13	0	26

GOALS ALLOWED BY PERIOD



Team	1st	2nd	3rd	OT	Total
1 UMass Lowell	10	11	12	0	33
2 Maine	8	16	12	0	36
3 Merrimack	11	12	13	1	37
4 Notre Dame	15	13	10	0	38
5 Vermont	11	13	14	0	38
6 Providence	13	12	13	1	39
7 Boston College	18	11	12	0	41
8 Boston University	13	11	23	0	47
9 New Hampshire	13	25	12	2	52
10 Northeastern	14	17	21	1	53
11 Massachusetts	20	28	21	1	70

SPECIAL TEAMS NET



Team	PPF	SHA	PP NET	PPA	SHF	SH NET	ST NET
1 Maine	16	1	+15	10	6	-4	+11
2 Notre Dame	21	1	+20	14	5	-9	+11
3 Boston College	10	0	+10	8	4	-4	+6
4 New Hampshire	18	1	+17	13	2	-11	+6
5 UMass Lowell	20	1	+19	15	0	-15	+4
6 Providence	12	2	+10	12	6	-6	+4
7 Vermont	12	4	+8	8	2	-6	+2
8 Boston University	14	3	+11	11	0	-11	0
9 Merrimack	9	2	+7	10	1	-9	-2
10 Massachusetts	22	4	+18	24	2	-22	-4
11 Northeastern	19	4	+15	22	3	-19	-4



Hockey East Conference Scoring Leaders

Scoring

				GP	G-A-P	PPG	PIM	PP	SH	GW	HT	+/-	NHL	
1	Ross Mauer	PC	JR	F	9	7-7-14	1.56	2/4	0	0	2	0	+9	
2	Johnny Gaudreau	BC	JR	F	8	6-6-12	1.50	7/14	0	1	1	0	+10	CGY
3	Kevin Hayes	BC	SR	F	8	5-5-10	1.25	1/2	2	0	2	0	+3	CHI
4	Devin Shore	ME	SO	F	7	4-5-9	1.29	2/4	1	0	1	0	+3	DAL
	Bill Arnold	BC	SR	F	8	2-7-9	1.12	4/8	0	0	0	0	+7	CGY
	Kevin Roy	NU	SO	F	9	6-3-9	1.00	2/4	2	0	1	0	+1	ANA
	Grayson Downing	UNH	JR	F	10	6-3-9	0.90	4/8	2	1	0	1	-5	
	Nick Sorkin	UNH	SR	F	10	5-4-9	0.90	3/6	2	0	1	0	+6	
	Trevor van Riemsdyk	UNH	JR	D	10	4-5-9	0.90	2/4	2	0	0	0	+5	
	Kevin Goumas	UNH	SR	F	10	2-7-9	0.90	7/14	1	0	0	0	+6	
11	Dalen Hedges	NU	FR	F	9	3-5-8	0.89	1/2	0	0	1	0	+2	
	Matt Willows	UNH	JR	F	10	4-4-8	0.80	1/2	1	0	1	0	+5	
13	Ben Hutton	ME	SO	D	7	6-1-7	1.00	0/0	3	1	2	0	+6	VAN
	Mike Szmatala	NU	FR	F	9	5-2-7	0.78	2/4	1	0	0	0	-1	
	Tyler Kelleher	UNH	FR	F	10	1-6-7	0.70	1/2	0	0	1	0	-3	
	Ray Pigozzi	UM	FR	F	11	2-5-7	0.64	6/12	0	0	1	0	+1	
	Conor Sheary	UM	SR	F	11	1-6-7	0.64	0/0	0	0	0	0	-3	
18	Connor Leen	ME	JR	F	6	1-5-6	1.00	4/8	1	0	0	0	+1	
	Sam Herr	ND	SO	F	8	4-2-6	0.75	2/4	0	0	1	0	+4	
	Mario Lucia	ND	SO	F	8	4-2-6	0.75	1/2	3	0	1	0	E	MIN
	Ryan Fitzgerald	BC	FR	F	8	3-3-6	0.75	2/4	0	0	1	0	+3	BOS
	Shane Luke	PC	JR	F	9	3-3-6	0.67	1/2	0	0	2	0	+5	
	Chris McCarthy	UVM	SR	F	9	2-4-6	0.67	0/0	0	0	1	0	-4	
	Colton Saucerman	NU	SO	D	9	1-5-6	0.67	6/12	0	0	0	0	+2	
	Nick Saracino	PC	SO	LW	9	1-5-6	0.67	2/4	0	0	0	0	+4	
	Steven McParland	PC	SO	RW	9	0-6-6	0.67	2/4	0	0	0	0	+4	
	Justin Agosta	UNH	SR	D	10	2-4-6	0.60	0/0	0	0	1	0	+2	
	Eric Knodel	UNH	SR	D	10	1-5-6	0.60	2/4	1	0	0	0	E	TOR
	Branden Gracel	UM	SR	F	11	4-2-6	0.55	5/10	2	0	0	0	-2	

Defenseman Scoring

				GP	G-A-P	PPG	PIM	PP	SH	GW	HT	+/-	NHL	
1	Trevor van Riemsdyk	UNH	JR	D	10	4-5-9	0.90	2/4	2	0	0	0	+5	
2	Ben Hutton	ME	SO	D	7	6-1-7	1.00	0/0	3	1	2	0	+6	VAN
3	Colton Saucerman	NU	SO	D	9	1-5-6	0.67	6/12	0	0	0	0	+2	
	Justin Agosta	UNH	SR	D	10	2-4-6	0.60	0/0	0	0	1	0	+2	
	Eric Knodel	UNH	SR	D	10	1-5-6	0.60	2/4	1	0	0	0	E	TOR
6	Zack Kamrass	UML	JR	D	6	1-4-5	0.83	2/4	1	0	0	0	-1	
	Ahti Oksanen	BU	SO	D	7	1-4-5	0.71	3/6	1	0	0	0	-4	
	Anthony Florentino	PC	FR	D	9	1-4-5	0.56	2/4	1	0	0	0	+8	BUF
9	Bill Norman	ME	SO	D	4	1-3-4	1.00	1/2	0	0	0	0	+3	
	Christian Folin	UML	SO	D	6	1-3-4	0.67	2/4	0	0	0	0	-2	
	Eric Schurhamer	ME	FR	D	7	1-3-4	0.57	0/0	1	0	0	0	+2	
	Michael Matheson	BC	SO	D	8	0-4-4	0.50	5/10	0	0	0	0	+1	FLA
	Joel Hanley	UM	SR	D	11	1-3-4	0.36	7/25	1	0	0	0	-5	
14	13 Players Tied With					3 Points								

Freshman Scoring

				GP	G-A-P	PPG	PIM	PP	SH	GW	HT	+/-	NHL	
1	Dalen Hedges	NU	FR	F	9	3-5-8	0.89	1/2	0	0	1	0	+2	
2	Mike Szmatala	NU	FR	F	9	5-2-7	0.78	2/4	1	0	0	0	-1	
	Tyler Kelleher	UNH	FR	F	10	1-6-7	0.70	1/2	0	0	1	0	-3	
	Ray Pigozzi	UM	FR	F	11	2-5-7	0.64	6/12	0	0	1	0	+1	
5	Ryan Fitzgerald	BC	FR	F	8	3-3-6	0.75	2/4	0	0	1	0	+3	BOS
6	Cam Brown	ME	FR	F	7	1-4-5	0.71	2/4	1	0	0	0	+3	
	Robbie Baillargeon	BU	FR	F	7	0-5-5	0.71	0/0	0	0	0	0	E	OTT
	Austin Cangelosi	BC	FR	F	8	3-2-5	0.62	0/0	0	0	1	0	+6	
	Mario Puskarich	UVM	FR	F	9	4-1-5	0.56	1/2	3	0	1	0	-4	
	Anthony Florentino	PC	FR	D	9	1-4-5	0.56	2/4	1	0	0	0	+8	BUF
	Steven Iacobellis	UM	FR	F	11	4-1-5	0.45	1/2	3	0	0	0	-3	
12	Nathan Ferriero	NU	FR	F	6	0-4-4	0.67	3/6	0	0	0	0	+3	
	Blaine Byron	ME	FR	F	7	3-1-4	0.57	0/0	1	0	1	0	+2	PIT
	Nick Roberto	BU	FR	F	7	1-3-4	0.57	3/6	1	0	0	0	+2	
	Eric Schurhamer	ME	FR	D	7	1-3-4	0.57	0/0	1	0	0	0	+2	

Hockey East Conference Scoring Leaders

Goal Scoring				GP	G	GPG	Assist Scoring				GP	A	APG
1	Ross Mauermann	PC	JR F	9	7	0.78	1	Bill Arnold	BC	SR F	8	7	0.88
2	Ben Hutton	ME	SO D	7	6	0.86		Ross Mauermann	PC	JR F	9	7	0.78
	Johnny Gaudreau	BC	JR F	8	6	0.75		Kevin Goumas	UNH	SR F	10	7	0.70
	Kevin Roy	NU	SO F	9	6	0.67	4	Johnny Gaudreau	BC	JR F	8	6	0.75
	Grayson Downing	UNH	JR F	10	6	0.60		Steven McParland	PC	SO RW	9	6	0.67
6	Kevin Hayes	BC	SR F	8	5	0.62		Tyler Kelleher	UNH	FR F	10	6	0.60
	Mike Szmatala	NU	FR F	9	5	0.56		Conor Sheary	UM	SR F	11	6	0.55
	Nick Sorkin	UNH	SR F	10	5	0.50	8	11 Players Tied With				5	
9	9 Players Tied With				4								

Power Play Goals				GP	G	GPG	Power Play Points				GP	G-A-P	PPG
1	Ben Hutton	ME	SO D	7	3	0.43	1	Joseph Pendenza	UML	SR F	6	2-3-5	0.83
	Mario Lucia	NDM	SO F	8	3	0.38		Devin Shore	ME	SO F	7	1-4-5	0.71
	Mario Puskarich	UVM	FR F	9	3	0.33		Mario Lucia	NDM	SO F	8	3-2-5	0.62
	Steven Iacobellis	UM	FR F	11	3	0.27		Trevor van Riemsdyk	UNH	JR D	10	2-3-5	0.50
5	8 Players Tied With				2			Grayson Downing	UNH	JR F	10	2-3-5	0.50
							6	7 Players Tied With				4 Points	

Shorthanded Goals				GP	G	GPG	Game-Winning Goals				GP	G	GPG
1	Noel Acciari	PC	SO C	9	2	0.22	1	Ben Hutton	ME	SO D	7	2	0.29
2	Ben Hutton	ME	SO D	7	1	0.14		Kevin Hayes	BC	SR F	8	2	0.25
	Patrick Brown	BC	SR F	8	1	0.12		Ross Mauermann	PC	JR F	9	2	0.22
	Johnny Gaudreau	BC	JR F	8	1	0.12		Shane Luke	PC	JR F	9	2	0.22
	T. J. Tynan	NDM	SR F	8	1	0.12		Noel Acciari	PC	SO C	9	2	0.22
	Bryan Rust	NDM	SR F	8	1	0.12	6	31 Players Tied With				1	
	Braden Pimm	NU	SR F	9	1	0.11							
	Steven Shamanski	PC	SR D	9	1	0.11							
	Jeff Silengo	UNH	SR F	10	1	0.10							
	Grayson Downing	UNH	JR F	10	1	0.10							

Plus-Minus				GP	+/-	Hat Tricks				GP	HT
1	Johnny Gaudreau	BC	JR F	8	+10	1	Grayson Downing	UNH	JR F	10	1
2	Ross Mauermann	PC	JR F	9	+9						
3	Anthony Florentino	PC	FR D	9	+8						
4	Bill Arnold	BC	SR F	8	+7						
5	Steve Santini	BC	FR D	6	+6						
	Ben Hutton	ME	SO D	7	+6						
	Ian McCoshen	BC	FR D	8	+6						
	Austin Cangelosi	BC	FR F	8	+6						
	Nick Sorkin	UNH	SR F	10	+6						
	Kevin Goumas	UNH	SR F	10	+6						

Blocked Shots				GP	BLK	BLK/G	Face-Off Percentage				FW	FL	FO %
1	Colin Shea	UM	SR D	11	32	2.91	1	Derek Army	PC	SR F	19	10	.655
2	Eric Knodel	UNH	SR D	10	31	3.10	2	Kyle Smith	UNH	SO F	75	45	.625
3	Joel Hanley	UM	SR D	11	26	2.36	3	Chris Maniccia	UML	FR F	16	10	.615
4	Oleg Yevenko	UM	JR D	11	25	2.27	4	Steven Swavely	ME	SO F	37	24	.607
5	Trevor van Riemsdyk	UNH	JR D	10	24	2.40	5	Evan Campbell	UML	FR F	12	8	.600
6	Dax Lauwers	NU	JR D	9	22	2.44	6	Steven Iacobellis	UM	FR F	125	87	.590
7	Colton Saucerman	NU	SO D	9	20	2.22	7	Dalen Hedges	NU	FR F	73	53	.579
8	Michael Matheson	BC	SO D	8	18	2.25	8	Sam Herr	NDM	SO F	15	11	.577
9	Kevin Lind	NDM	SR D	8	17	2.12	9	Michael Fallon	UML	SO F	24	18	.571
	Robbie Russo	NDM	JR D	8	17	2.12	10	Hampus Gustafsson	MC	FR F	37	28	.569
	Nick Bruneteau	UVM	SR D	9	17	1.89							

Hockey East Conference Goaltending Leaders

Goals Against Average

				GP	Minutes	GA	GAA	Record	SO	Saves	Save %	NHL
1	Thatcher Demko	BC	FR	3	180:00	4	1.33	3-0-0	0	70	.946	
2	Martin Ouellette	ME	SR	7	422:50	10	1.42	4-2-1	2	200	.952	CLB
3	Jon Gillies	PC	SO	9	524:19	16	1.83	6-1-1	2	240	.938	CGY
4	Steven Summerhays	ND	SR	8	481:31	15	1.87	3-4-1	1	212	.934	
5	Rasmus Tirronen	MC	JR	5	307:08	10	1.95	1-2-2	0	124	.925	
6	Connor Hellebuyck	UML	SO	5	296:26	10	2.02	3-2-0	1	161	.942	WPG
7	Clay Witt	NU	JR	8	485:21	17	2.10	4-3-1	2	296	.946	
8	Mike Santaguida	UVM	FR	6	356:05	13	2.19	3-3-0	1	154	.922	
9	Casey DeSmith	UNH	JR	10	570:57	22	2.31	5-5-0	1	221	.909	
10	Sean Maguire	BU	SO	3	148:00	6	2.43	1-2-0	0	89	.937	PIT
11	Brian Billett	BC	JR	5	286:34	12	2.51	3-1-1	0	147	.925	
12	Steve Mastalerz	UM	JR	8	478:23	21	2.63	2-5-1	0	231	.917	
13	Sam Marotta	MC	SR	3	178:00	9	3.03	0-3-0	0	64	.877	
14	Matt O'Connor	BU	SO	5	274:31	16	3.50	1-2-1	0	144	.900	

Save Percentage

				GP	Minutes	GA	GAA	Record	SO	Saves	Save %	NHL
1	Martin Ouellette	ME	SR	7	422:50	10	1.42	4-2-1	2	200	.952	CLB
2	Thatcher Demko	BC	FR	3	180:00	4	1.33	3-0-0	0	70	.946	
3	Clay Witt	NU	JR	8	485:21	17	2.10	4-3-1	2	296	.946	
4	Connor Hellebuyck	UML	SO	5	296:26	10	2.02	3-2-0	1	161	.942	WPG
5	Jon Gillies	PC	SO	9	524:19	16	1.83	6-1-1	2	240	.938	CGY
6	Sean Maguire	BU	SO	3	148:00	6	2.43	1-2-0	0	89	.937	PIT
7	Steven Summerhays	ND	SR	8	481:31	15	1.87	3-4-1	1	212	.934	
8	Rasmus Tirronen	MC	JR	5	307:08	10	1.95	1-2-2	0	124	.925	
9	Brian Billett	BC	JR	5	286:34	12	2.51	3-1-1	0	147	.925	
10	Mike Santaguida	UVM	FR	6	356:05	13	2.19	3-3-0	1	154	.922	
11	Steve Mastalerz	UM	JR	8	478:23	21	2.63	2-5-1	0	231	.917	
12	Casey DeSmith	UNH	JR	10	570:57	22	2.31	5-5-0	1	221	.909	
13	Matt O'Connor	BU	SO	5	274:31	16	3.50	1-2-1	0	144	.900	
14	Sam Marotta	MC	SR	3	178:00	9	3.03	0-3-0	0	64	.877	

Saves

			GP	SVS/G	Saves	
1	Clay Witt	NU	JR	8	37.0	296
2	Jon Gillies	PC	SO	9	26.7	240
3	Steve Mastalerz	UM	JR	8	28.9	231
4	Casey DeSmith	UNH	JR	10	22.1	221
5	Steven Summerhays	ND	SR	8	26.5	212
6	Martin Ouellette	ME	SR	7	28.6	200
7	Connor Hellebuyck	UML	SO	5	32.2	161
8	Mike Santaguida	UVM	FR	6	25.7	154
9	Brian Billett	BC	JR	5	29.4	147
10	Matt O'Connor	BU	SO	5	28.8	144
11	Rasmus Tirronen	MC	JR	5	24.8	124
12	Sean Maguire	BU	SO	3	29.7	89
13	Brody Hoffman	UVM	SO	3	26.7	80
14	Mac Haight	UM	FR	3	25.3	76
15	Thatcher Demko	BC	FR	3	23.3	70
16	Sam Marotta	MC	SR	3	21.3	64
17	Derick Roy	NU	FR	1	28.0	28
18	Doug Carr	UML	SR	1	27.0	27
19	Brad Barone	BC	JR	1	7.0	7
20	Alex Wakaluk	UM	FR	1	5.0	5

Shutouts

			GP	Shutouts	
1	Martin Ouellette	ME	SR	7	2
	Clay Witt	NU	JR	8	2
	Jon Gillies	PC	SO	9	2
4	Connor Hellebuyck	UML	SO	5	1
	Mike Santaguida	UVM	FR	6	1
	Steven Summerhays	ND	SR	8	1
	Casey DeSmith	UNH	JR	10	1

Hockey East Conference Team Stats

TEAM OFFENSE



Team	Games	Goals	G/GM
1 New Hampshire	10	33	3.30
2 Maine	7	23	3.29
3 Boston College	8	26	3.25
4 Providence	9	26	2.89
5 UMass Lowell	6	16	2.67
6 Northeastern	9	23	2.56
7 Notre Dame	8	18	2.25
8 Boston University	7	12	1.71
9 Vermont	9	15	1.67
10 Massachusetts	11	16	1.45
11 Merrimack	8	10	1.25

TEAM DEFENSE



Team	Games	Goals	G/GM
1 Maine	7	10	1.43
2 Providence	9	17	1.89
3 Notre Dame	8	16	2.00
4 Boston College	8	17	2.12
5 Vermont	9	20	2.22
6 UMass Lowell	6	14	2.33
7 New Hampshire	10	24	2.40
8 Northeastern	9	22	2.44
9 Merrimack	8	21	2.62
10 Massachusetts	11	34	3.09
11 Boston University	7	23	3.29

POWER PLAY



Team	Totals	SHA	PP %
1 UMass Lowell	10/26	0	38.5
2 Maine	10/43	0	23.3
3 New Hampshire	10/45	0	22.2
4 Massachusetts	8/51	1	15.7
5 Notre Dame	6/40	0	15.0
6 Vermont	6/42	2	14.3
7 Boston University	4/30	2	13.3
8 Merrimack	4/39	2	10.3
9 Northeastern	4/40	3	10.0
10 Boston College	2/22	0	9.1
11 Providence	3/34	1	8.8

PENALTY KILL



Team	Totals	SHF	PK %
1 Boston College	42/45	2	93.3
2 Vermont	41/44	0	93.2
3 Merrimack	29/33	0	87.9
4 Maine	20/23	1	87.0
5 Providence	33/39	3	84.6
6 Boston University	24/29	0	82.8
7 Northeastern	40/49	1	81.6
8 New Hampshire	22/27	2	81.5
9 UMass Lowell	25/32	0	78.1
10 Massachusetts	41/54	0	75.9
11 Notre Dame	28/37	2	75.7

PENALTY MINUTES



Team	Games	PIM	PIM/G
1 Boston College	8	124	15.5
2 Massachusetts	11	168	15.3
3 Vermont	9	125	13.9
4 UMass Lowell	6	78	13.0
5 Northeastern	9	110	12.2
6 Merrimack	8	89	11.1
7 Notre Dame	8	80	10.0
8 Providence	9	80	8.9
9 Boston University	7	62	8.9
10 Maine	7	48	6.9
11 New Hampshire	10	64	6.4

SHOTS ON GOAL



Team	Games	SOG	SOG/G
1 Maine	7	239	34.1
2 New Hampshire	10	335	33.5
3 Providence	9	286	31.8
4 Merrimack	8	252	31.5
Notre Dame	8	252	31.5
6 Boston College	8	248	31.0
7 Vermont	9	272	30.2
8 Massachusetts	11	330	30.0
9 UMass Lowell	6	175	29.2
10 Northeastern	9	234	26.0
11 Boston University	7	178	25.4

SCORING BY PERIOD



Team	1st	2nd	3rd	OT	Total
1 New Hampshire	9	12	11	1	33
2 Boston College	9	9	7	1	26
Providence	5	8	13	0	26
4 Maine	7	6	10	0	23
Northeastern	11	3	9	0	23
6 Notre Dame	4	8	6	0	18
7 Massachusetts	7	5	4	0	16
UMass Lowell	7	5	3	1	16
9 Vermont	5	6	4	-	15
10 Boston University	2	9	1	0	12
11 Merrimack	2	4	4	0	10

GOALS ALLOWED BY PERIOD



Team	1st	2nd	3rd	OT	Total
1 Maine	2	7	1	0	10
2 UMass Lowell	5	4	5	0	14
3 Notre Dame	8	3	5	0	16
4 Boston College	7	4	6	0	17
Providence	6	7	3	1	17
6 Vermont	5	6	9	-	20
7 Merrimack	7	6	8	0	21
8 Northeastern	4	6	11	1	22
9 Boston University	8	6	9	0	23
10 New Hampshire	5	11	7	1	24
11 Massachusetts	11	15	8	0	34

SPECIAL TEAMS NET



Team	PPF	SHA	PP NET	PPA	SHF	SH NET	ST NET
1 Maine	10	0	+10	3	1	-2	+8
2 New Hampshire	10	0	+10	5	2	-3	+7
3 UMass Lowell	10	0	+10	7	0	-7	+3
4 Boston College	2	0	+2	3	2	-1	+1
Vermont	6	2	+4	3	0	-3	+1
6 Notre Dame	6	0	+6	9	2	-7	-1
Providence	3	1	+2	6	3	-3	-1
8 Merrimack	4	2	+2	4	0	-4	-2
9 Boston University	4	2	+2	5	0	-5	-3
10 Massachusetts	8	1	+7	13	0	-13	-6
11 Northeastern	4	3	+1	9	1	-8	-7

