



MEN'S WEEKLY RELEASE

Pete Souris
Assistant Commissioner
for Public Relations
Hockey East Association
 591 North Ave – #2
 Wakefield, MA 01880
 Office: (781) 245-2122
 Cell: (603) 512-1166
 psouris@HockeyEastOnline.com

FOR IMMEDIATE RELEASE: MONDAY, OCTOBER 29, 2012

WEEKLY RELEASE #4

NO. 1 BC SWEEPS NO. 12 UML; NO. 13 BU GETS FOUR POINTS VS. UMASS ~ Providence takes four points vs. Maine; No. 11 UNH, Merrimack net three points ~



ATHLETIC REPUBLIC CO-PLAYER OF THE WEEK

#13 MIKE COLLINS, MERRIMACK (Junior Forward; Boston, Mass.)


Collins tallied two goals and three assists for a five-point weekend. After tying career-high with three helpers in a 6-3 win over Vermont Friday, Collins scored both goals in a 2-2 tie Saturday.



ATHLETIC REPUBLIC CO-PLAYER OF THE WEEK

#35 PARKER MILNER, BOSTON COLLEGE (Senior Goaltender; Pittsburgh, Pa.)


Milner stopped 63-of-66 shots faced (.955 save%) in two-game series sweep of No. 12 UMass-Lowell. He recorded season-high 38 saves in 1-0 shutout victory on Friday at the Tsongas Center.



PRO AMBITIONS ROOKIE OF THE WEEK

#32 JON GILLIES, PROVIDENCE COLLEGE (Freshman Goaltender; Portland, Maine)


Gillies posted a 2-0-0 record, stopping 53 of the 55 shots (.964 save%) he faced against Maine. On Saturday at Schneider Arena, he stopped all 26 shots he faced to earn his first career shutout.



HOCKEY EAST CO-DEFENSIVE PLAYER OF THE WEEK

#29 CASEY DESMITH, NEW HAMPSHIRE (Sophomore Goaltender; Rochester, N.H.)

DeSmith went 1-0-1 during the weekend with a .945 save percentage (52 saves). He notched 18 saves in Friday night's 4-3 win at the Whittemore Center and stopped 34 shots he faced in a shutout of Northeastern on Saturday.



HOCKEY EAST CO-DEFENSIVE PLAYER OF THE WEEK

#46 BRYAN MOUNTAIN, NORTHEASTERN (Senior Goaltender; Bryn Mawr, Pa.)

Mountain stopped 62-of-63 (.981 save%) shots in a game and a half vs. No. 11 New Hampshire, including his first-career shutout thanks to a 44-save performance in the 0-0 tie on Saturday night at Matthews Arena.



HOCKEY EAST TEAM OF THE WEEK

BOSTON COLLEGE EAGLES

BC took four points from No. 12 UMass-Lowell over the weekend. BC posted a 1-0 road shutout on Friday and followed that up Sunday with a 6-3 victory at Conte Forum.

2012-2013 HEA STANDINGS

Rk.	Team	GP	W	L	T	Pts	Overall	Conf. Off.	Conf. Def.
1.	Boston College	5	4	1	0	8	4-1-0	2.50 (16)	1.75 (10)
2.	Boston University	4	3	1	0	6	3-1-0	3.33 (13)	2.67 (10)
3.	New Hampshire	3	2	0	1	5	4-0-1	4.00 (8)	2.00 (4)
	Northeastern	5	2	2	1	5	2-2-1	2.50 (10)	2.50 (10)
5.	Providence	3	2	1	0	4	3-2-1	2.50 (8)	3.00 (6)
6.	Merrimack	3	1	1	1	3	2-3-1	4.00 (10)	3.50 (9)
7.	Vermont	3	0	1	2	2	0-1-2	2.00 (6)	3.50 (9)
8.	UMass-Lowell	3	0	2	1	1	1-3-1	0.50 (4)	1.00 (8)
9.	Maine	2	0	2	0	0	1-6-0	2.00 (2)	3.00 (6)
	Massachusetts	3	0	3	0	0	1-3-0	3.00 (8)	5.00 (13)

RECENT RESULTS

Friday, October 26

No. 1 Boston College 1 at No. 12 UMass-Lowell 0 *
 at No. 11 New Hampshire 4, Northeastern 3 *
 at No. 13 Boston U. 5, Massachusetts 2 *
 at Merrimack 6, Vermont 3 *
 at Providence 3, Maine 2 *

Saturday, October 27

No. 13 Boston U. 3 at Massachusetts 2 *
 Vermont 2 at Merrimack 2 (OT) *
 No. 11 New Hampshire 0 at Northeastern 0 (OT) *
 at Providence 3, Maine 0 *

Sunday, October 28

at No. 1 Boston College 6, No. 12 UMass-Lowell 3 *

UPCOMING GAMES

Friday, November 2

No. 1 Boston College at Maine * (WABI-TV)
 No. 10 New Hampshire at Massachusetts *
 Merrimack at Northeastern *
 Providence at Vermont *
 No. 12 Boston U. at No. 6 North Dakota
 (8:30pm, NESN)

Saturday, November 3

Northeastern at Merrimack *
 Providence at Vermont *
 No. 12 Boston U. at No. 6 North Dakota
 (8pm, NESN)

Sunday, November 4

Massachusetts at No. 1 Boston College * (4pm)
 No. 10 New Hampshire at Maine * (4pm)

ALL TIMES EST, 7PM, unless noted
 * denotes conference game

The 29th ANNUAL HOCKEY EAST CHAMPIONSHIP TOURNAMENT MARCH 22-23, 2013



Tickets go onsale Saturday, December 1st
 at the TD Garden Box Office,
 at www.ticketmaster.com or
 by calling 800-745-3000

HOCKEY EAST WEEKLY TOP PERFORMERS

Bill Arnold, BC (Jr., F, Needham, Mass.) Recorded career-high four points (1g,3a) in BC's 6-3 home win over UMass-Lowell on Sunday.
Rhett Bly, MC (Jr., F, Regina, Sask.) Tied a career-high with three points in a 6-3 win over Vermont Friday.
Nick Bruneteau, UVM (Jr., D, Omaha, Neb.) Had a power play goal and an assist on Friday night against Merrimack
Teddy Doherty, BC (Fr., D, Hopkinton, Mass.) Notched three assists for his first multiple-point performance in Sunday's 6-3 home win over UMass-Lowell.
Johnny Gaudreau, BC (Jr., F, Carneys Point, N.J.) Notched the primary assist in a 1-0 win at UML Friday, then scored the decisive tally in Sunday's 6-3 win.
John Gilmour, PC (Fr., D, Montreal, Que.) Had a goal and an assist in the Friars' weekend sweep of Maine.
Sean Escobedo, BU (Sr., D, Bayside, N.Y.) Scored the GWG with 1:22 left in regulation in a 3-2 win at UMass Saturday and blocked nine shots in the weekend.
Kevin Hayes, BC (Jr., F, Dorchester, Mass.) Registered three points (2g,1a) in Boston College's two-game weekend sweep of UMass-Lowell.
John Henrion, UNH (Sr., F., Holden, Mass.) Scored the game-winning goal in the final minute on Friday vs. Northeastern.
Cason Hohmann, BU (So., F, Arlington, Texas) Scored two goals and added an assist in Friday's 5-2 home victory over UMass and totaled a +3 rating.
Shane Luke, PC (So., F, Dauphin, Man.) Helped the Friars to a weekend sweep of Maine, recording a goal and an assist in Saturday night's series finale.
Joseph Manno, NU (So., F, Montreal, Que.) Scored his second goal of the season at New Hampshire on Friday night.
Steven McParland, PC (Fr., F, Schreiber, Ont.) Notched his first career goal vs. the Black Bears on Friday night, which proved to be the game-winning tally.
Wade Megan, BU (Sr., F, Canton, N.Y.) Scored BU's first goal in both wins over Massachusetts.
Matt O'Connor, BU (Fr., G, Toronto, Ont.) Made 62 saves in two wins against UMass, posting a .939 save percentage and a 2.00 GAA.
Danny O'Regan, BU (Fr., F, Needham, Mass.) Notched four points (2g,2a) in the Terriers' weekend sweep of UMass.
Kyle Reynolds, UVM (So., F, Sylvan Lake, Alta.) Had two assists on Friday night at Merrimack.
Tim Schaller, PC (Sr., F, Merrimack, N.H.) Posted an assist in each win over Maine.
Rasmus Tirronen, MC (So., G, Espoo, Finland) Stopped 31 shots, 14 in the third period, to earn his first point in net in a 2-2 tie over Vermont.
Jonathan Turk, UVM (Fr., F, Calgary, Alta.) Picked up his first career goal and added an assist at Merrimack on Friday night.

2012-2013

HOCKEY EAST SCORING LEADERS

PRESENTED BY



Rk.	Name (School)	GP	PPG	G	A	P
1.	Pat Mullane (BC)	5	1.60	3	5	8
2.	Johnny Gaudreau (BC)	5	1.40	3	4	7
3.	Cason Hohmann (BU)	4	1.50	3	3	6
	Kevin Hayes (BC)	5	1.20	3	3	6
5.	Mike Collins (MC)	3	1.67	2	3	5
	Evan Rodrigues (BU)	4	1.25	0	5	5
	Steven Whitney (BC)	5	1.00	3	2	5
	Bill Arnold (BC)	5	1.00	2	3	5



ATHLETIC REPUBLIC

ARMY ROTC THREE STARS AWARD

At the conclusion of every Hockey East game, the "Army ROTC Three Stars of The Game" are selected by the members of the media. Here are the 2012-2013 season leaders to date:

Rk.	Name, School	Cl.	Pos.
1.	Johnny Gaudreau, BC	So.	F
	John Henrion, UNH	Sr.	F
	Kevin Roy, NU	Fr.	F
4.	Brody Hoffman, UVM	Fr.	G
	Parker Milner, BC	Sr.	G
6.	Jon Gillies, PC	Fr.	G
	Kevin Hayes, BC	Jr.	F



ARMY ROTC

CAREER FIRSTS/MILESTONES/WHO'S HOT?

MIKE COLLINS, MC (BOSTON, MASS.)

Has four goals and seven points in his last four games

CASEY DESMITH, UNH (ROCHESTER, N.H.)

Is 4-0-1 this season with a league best 1.30 GAA and .950 save percentage in three conference games. He earned his second career shutout on Saturday vs. Northeastern

DREW ELLEMENT, NU (WINNIPEG, MAN.)

Played in his 100th career game at UNH on Friday

JON GILLIES, PC (SOUTH PORTLAND, MAINE)

Posted his first career shutout (26 saves) Saturday vs. Maine

CONNOR HARDOWA, UNH (EDMONTON, ALTA.)

Has six assists over the first five games of the season

MYLES HARVEY, PC (ORLANDO, FLA.)

Started the year on a five-game assist streak (0-7-7) that came to an end in the second game of the Maine series

NICK LUUKKO, UVM (WEST CHESTER, PA.)

Scored first career goal on Saturday at Merrimack

STEVEN MCPARLAND, PC (SCHREIBER, ONT.)

Scored his first career goal on Friday night against Maine

DANNY O'REGAN, BU (NEEDHAM, MASS)

Scored the first four points (2g,2a) of his collegiate career over the weekend

BEN OSKROBA, NU (TEMPE, ARIZ.)

Netted his first-career goal in his 11th game wearing the Northeastern sweater at UNH on Friday night

EVAN RODRIGUES, BU (ETOBICOKE, ONT.)

Has five assists in a four-game assist streak to start the year

VINNY SCOTTI, MC (VINELAND, NJ)

Tallied his first career goal in Friday's 6-3 win against UVM

SHANE WALSH, UMASS (WEST ROXBURY, MASS.)

Scored his first collegiate goal vs. BU on Saturday

TEAM NOTES

BOSTON COLLEGE: Senior forward Pat Mullane, who recorded two points (1g,1a) in the team's two-game weekend sweep of UMass-Lowell, has recorded a league-high eight points (3g,5a), while sophomore linemate Johnny Gaudreau, who also recorded two points on one (game-winning) goal and one assist this weekend, ranks second among conference scorers with seven points (3g,4a). Gaudreau, Mullane and linemate Steven Whitney have each recorded at least one point in all five games this season...UMass-Lowell's Michael Colantone's goal at 7:40 of the second period on Sunday ended goaltender Parker Milner's shutout streak at 161:42 dating back to the third period of the team's 5-4 overtime win at Massachusetts on Oct. 19...Boston College converted 3-of-6 power-play chances in two games against UMass-Lowell and is converting 35.3 percent (6-for-17) of its chances through five games...BC improved to 61-34-7 in the 102-game series between BC and UMass-Lowell and improved to 44-17-2 (.714 win percentage) under head coach Jerry York. The victories marked career win Nos. 916 and 917 for Jerry York.

BOSTON UNIVERSITY: Senior Wade Megan has scored BU's first goal in each of the last three games...Senior Sean Escobedo has a team-best 13 blocked shots this year...BU is outscoring its opponents 5-1 in the third period thus far this season...Sophomores Cason Hohmann (Arlington, Texas) and Evan Rodrigues (Etobicoke, Ont.) are tied for second in Hockey East in plus-minus at plus-6...Hohmann has three goals already this season after only scoring twice as a rookie...Only four players on BU's roster have more than five career goals...BU is 30-0-5 in the last 35 times it has allowed exactly two goals...The Terriers' first non-conference games will take place this weekend when they visit North Dakota for a pair of contests that will both be broadcast live by NESN...This will be BU's first appearance at the new Ralph Engelstead Arena, as the old rink by the same name was the venue when the Terriers made their last visit during the 1996-97 campaign...BU closed out their run of four straight league games to open the season and is now in the midst of a span of four straight road games, the longest such stretch since the 2005-06 season.

MAINE: Maine goalie Dan Sullivan (York, Pa.) tied his career high with 39 saves on Saturday night at Providence... He previously had 39 saves in the 2012 Hockey East Title game against Boston College...Martin Ouellette (St-Hippolyte, Quebec) got the start on Friday night at Providence. His last start prior to that was on Nov. 11, 2011 against UMass Lowell... Maine has eight goals on the season from eight different players...Maine used seven rookies in the game on Saturday at Providence...The Black Bears had just three different players in the lineup this weekend that have scored 10 or more career goals...Joey Diamond (Long Beach, N.Y.) leads the way with 46, while Adam Shemansky (Robbinsville, N.J.) has 22 and Mark Anthoine (Lewiston, Maine) 14.

MASSACHUSETTS: On Saturday night, UMass drew 7,357 fans at the Mullins Center for its matchup with #13 Boston University, the third straight home crowd of 7,000+ for the Minutemen this season...Senior Rocco Carzo scored on a penalty shot vs. the Terriers on Saturday night, the first penalty shot goal by a UMass player since Jeff Turner vs. UMass Lowell on Feb. 6, 2000...The Minutemen have recorded at least one power play goal in each of their four games thus far and are 5-for-26 on the year.

UMASS-LOWELL: This time last year, UMass Lowell was 2-3-0 after five games...The River Hawks have a 12-day hiatus until hosting Maine Friday and Saturday, Nov. 9-10...Three River Hawks scored their first goals of the season in the 6-3 loss at Boston College: freshman Michael Colantone, sophomore Scott Wilson and junior Derek Arnold...UMass Lowell went penalty-less in Friday's 0-1 loss to Boston College for the fourth time in its Division I history and first time since a Jan. 12, 2008 win over Providence.

MERRIMACK: Merrimack picked up three points against Vermont this weekend as part of opening weekend at Lawler Arena...The Warriors improved to 8-0-3 in their last 11 games against the Catamounts dating back to October 23, 2009...Merrimack dressed all seven freshmen in both games and had no seniors in the lineup on Saturday. Fourteen of the 20 players Saturday were either freshmen or sophomores...Merrimack's power play struck for four goals over the weekend, three in Friday's win...Friday's 6-3 win was the first time Merrimack overcame a 2-0 deficit since November 5, 2011 (Northeastern)...Merrimack has outscored its opponents 10-4 this year in the third period, including 4-1 this week-

end...Merrimack improved to 36-10-6 at Lawler Arena since the start of the 2009-10 season...Friday's game was delayed 15 minutes due to broken glass during warm-ups. On a night when Merrimack honored former Athletic Director and head coach Chris Serino, it was the first time a pane of glass broke before or during a game since Serino was head coach at Merrimack.

NEW HAMPSHIRE: UNH captured three points with a win and a tie in a home-and-home series with 15th-ranked Northeastern...On Friday night, the Wildcats erased an early 3-1 deficit and John Henrion provided the game-winning goal in the final minute of regulation...On Saturday night, it was a goaltenders' duel as Casey DeSmith stopped all 34 shots he faced in a scoreless overtime tie at Northeastern. NU's Bryan Mountain turned aside all 44 shots he faced to preserve his share of the tie...It was UNH and Northeastern's first scoreless tie in its 163-game history and the Wildcats first scoreless tie since Jan. 5, 2001. On that night in Durham, Ty Conklin and Matt Yeats each turned away 29 shots...UNH owns the nation's longest unbeaten streak at five games...The Wildcats went unbeaten in October with a 4-0-1 mark...This is UNH's best start since the 2007-08 season when UNH went 25-10-3 and won the Hockey East regular season championship...The Wildcat special teams units have continued to shine, the power play is 5-for-20 (25.0%), while the kill unit is 16-for-17 (94.1%)...A balanced UNH offense has seen 17 players with at least a point, 12 with multiple points and eight with four points or more through five games...UNH is one game into its stretch of playing eight of the next nine games on the road.

NORTHEASTERN: On Saturday night, Northeastern shutout New Hampshire for the fourth time in school history and the second-consecutive time at Matthews Arena (10/14/11). The scoreless tie marks between the two teams in 163 meetings and just the fourth ever in Northeastern history. The last one occurred at Boston University on Jan. 6, 2007. The last time it happened at Matthews Arena was on Feb. 14, 2004, against Maine. The first ever 0-0 tie in program history happened on Dec. 6, 2000, against Boston College at Matthews Arena. On Friday night, Joseph Manno tallied his second goal of the season and is now tied for the team lead in points (2-1-3) with freshman Kevin Roy (2-1-3). The Montreal, Quebec, native matched last year's rookie goal total with his marker at UNH...Freshman defenseman Dustin Darou also logged his first collegiate point with the assist on Braden Pimm's goal 33 seconds into the contest.

PROVIDENCE COLLEGE: With the back-to-back wins against the Black Bears, Providence clinched a season series against Maine for the first time since 2007-08 and the Friars also posted their first home weekend sweep of Maine since Dec. 5 and 6, 1997...Providence used six different goal scorers to beat Maine over the Weekend, 3-2 and 3-0...Jon Gillies started his fifth and sixth consecutive games in goal versus Maine, stopping 53 of 55 Maine shots he faced and earning his first career shutout on Saturday night...Freshman Steven McParland had the game-winning goal in Friday's 3-2 win, the first goal of his Friar career...With a goal on Friday and an assist on Saturday, freshman defenseman John Gilmour has a three game point streak (2-1-3)...Senior Tim Schaller also has a three-game point streak (1-2-3)...On Saturday night, freshman Paul de Jersey set a career high in assists with two as and tied a career high for points with two...Led by sophomore Ross Mauermaun's four goals, 12 different Friars have scored this season and 17 have at least one point on the year.

VERMONT: Vermont and Merrimack met for the 29th and 30th times in the all-time series this past weekend...Pete Massar, Jonathan Turk, Robert Polesello, and Jacob Fallon all picked up their first career points as Catamounts in the series...Three players (Nick Bruneteau, Kyle Reynolds, and Jonathan Turk) had multi-point games in Friday night's game...Brody Hoffman made 58 saves in two starts over the weekend to bring his three-game total to 96...Vermont out-shot Merrimack 19-9 in the third period on Friday and 14-6 in the final frame on Saturday...The Catamounts were 2-6 on the power play in the series...Nick Luukko and Pete Massar collected their first career goals in a Vermont jersey on Saturday night...Anthony DeCenzo skated in his 70th career game on Saturday...Both schools wore "CS5" stickers on their helmets to honor former head coach Chris Serino, who passed away on Oct. 15 after a long battle with cancer...UVM hosts Providence this coming weekend on Friday and Saturday night...Friday will be the home opener at Gutterson Fieldhouse...The Catamounts are the last Hockey East team to play its first regular season home game.

HOCKEY EAST WEEKLY AWARDS

ATHLETIC REPUBLIC PLAYER OF THE WEEK

Week	Player (School)
Oct. 8	Josh Myers (Merrimack)
Oct. 15	Dalton Speelman (New Hampshire)
Oct. 22	Johnny Gaudreau (Boston College)
Oct. 29	Mike Collins (Merrimack) Parker Milner (Boston College)

PRO AMBITIONS ROOKIE OF THE WEEK

Week	Player (School)
Oct. 8	Steven Swavely (Maine)
Oct. 15	Kevin Roy (Northeastern)
Oct. 22	Jon Gillies (Providence College)
Oct. 29	Jon Gillies (Providence College)

HOCKEY EAST DEFENSIVE PLAYER OF THE WEEK

Week	Player (School)
Oct. 8	Sam Marotta (Merrimack)
Oct. 15	Jon Gillies (Providence College) Brody Hoffman (Vermont)
Oct. 22	Doug Carr (UMass-Lowell)
Oct. 29	Casey DeSmith (New Hampshire) Casey DeSmith (New Hampshire) Bryan Mountain (Northeastern)

HOCKEY EAST TEAM OF THE WEEK

Week	School
Oct. 8	Merrimack College Warriors
Oct. 15	Northeastern Huskies
Oct. 22	Boston College Eagles
Oct. 29	Boston College Eagles

DIVISION I MEN'S NATIONAL POLLS

USA Today/USA Hockey Magazine Men's College Hockey Poll

Rk.	School, Pts. (FPV)	LR	Record
1.	Boston College, 504 (28)	1	4-1-0
2.	Minnesota, 459	2	4-1-0
3.	Denver, 417 (5)	5	4-0-0
4.	Miami, 389	3	4-1-1
5.	Cornell, 355	7	2-0-0
6.	North Dakota, 345	4	2-1-1
7.	Michigan, 300	6	3-2-0
8.	Notre Dame, 277	9	5-1-0
9.	Union, 240 (1)	8	3-1-1
10.	New Hampshire, 204	11	4-0-1
11.	Western Michigan, 194	10	3-1-0
12.	Boston University, 144	13	3-1-0
13.	Harvard, 77	NR	1-0-0
14.	UMass-Lowell, 60	12	1-3-1
15.	St. Lawrence, 31	NR	3-1-0

Others receiving votes: Northeastern, 23; Minnesota Duluth, 21; Ferris State, 19; St. Cloud State, 13; Northern Michigan, 3; Providence College, 3; Quinnipiac, 1; Wisconsin, 1

USCHO.com Div. I Men's Poll

Rk.	Team (FPV)	Record	Pts.	LW
1.	Boston College (38)	4-1-0	981	1
2.	Minnesota (3)	4-1-0	924	2
3.	Denver (6)	4-0-0	862	5
4.	Miami	4-1-1	792	3
5.	North Dakota	2-1-1	769	4
6.	Cornell	2-0-0	739	7
7.	Notre Dame	5-1-0	677	9
8.	Michigan	3-2-0	663	6
9.	New Hampshire (2)	4-0-1	597	12
10.	Union (1)	3-1-1	596	8
11.	Western Michigan	3-1-0	529	10
12.	Boston University	3-1-0	487	13
13.	Harvard	1-0-0	291	17
14.	UMass-Lowell	1-3-1	239	11
15.	Northeastern	2-2-1	227	15
16.	St. Lawrence	3-1-0	180	NR
17.	Minnesota-Duluth	2-3-1	172	14
18.	St. Cloud State	4-2-0	162	NR
19.	Ferris State	2-2-2	146	18
20.	Northern Michigan	3-3-0	131	16

Others receiving votes: Providence 66, Colorado College 53, Quinnipiac 45, Wisconsin 44, Yale 27, Holy Cross 23, Alaska 16, Dartmouth 15, Bemidji State 12, Lake Superior 7, Ohio State 5, Michigan State 4, Michigan Tech 3, Nebraska-Omaha 3, Colgate 1.



Boston College
4-1-0
(4-1-0 HEA)

OCTOBER

6	NEW BRUNSWICK (Exh)	W, 6-0
13	at Northeastern *	L, 1-3
19	at Massachusetts *	W, 5-4 (OT)
20	NORTHEASTERN *	W, 3-0
26	at UMass Lowell *	W, 1-0
28	UMASS LOWELL *	W, 6-3

NOVEMBER

2	at Maine * (WABI-TV)	7:00 PM
4	MASSACHUSETTS *	4:00 PM
9	NOTRE DAME	7:00 PM
11	at Boston U. * (NESN)	5:00 PM
16	MERRIMACK *	7:00 PM
24	DARTMOUTH	4:00 PM
30	at Boston U. * (NBCSN)	7:30 PM

DECEMBER

1	BOSTON U. * (NBCSN)	7:30 PM
7	at Providence * (COX)	7:00 PM
29	vs. Alabama-Huntsville \$	TBA
30	vs. Minnesota/Air Force \$	TBA

JANUARY

4	YALE	7:00 PM
11	NEW HAMPSHIRE * (NESN)	7:00 PM
12	at New Hampshire *	7:00 PM
18	MASSACHUSETTS *	7:00 PM
19	at Northeastern * (WBIN-TV)	7:00 PM
25	MAINE * (NESN)	7:00 PM
26	MAINE *	7:00 PM

FEBRUARY

1	VERMONT *	7:00 PM
4	vs. Harvard (BP, NESN)	8:00 PM
8	UMASS LOWELL *	7:00 PM
11	BU/Northeastern (BP)	4:30/7:30
15	at Merrimack *	7:30 PM
17	NEW HAMPSHIRE *	4:00 PM
24	at Merrimack * (CBSSN)	4:00 PM

MARCH

1	at Providence * (COX)	7:00 PM
2	PROVIDENCE *	7:00 PM
8	at Vermont *	7:00 PM
9	at Vermont * (WCAX-TV)	7:00 PM



Maine
1-6-0
(0-2-0 HEA)

OCTOBER

6	vs. QUINNIPIAC	L, 1-2
7	NEW BRUNSWICK (Exh)	T, 2-2 (OT)
12	vs. Notre Dame \$	L, 0-1
13	vs. Army \$	W, 4-3
19	ST. LAWRENCE	L, 0-5
20	ST. LAWRENCE	L, 1-5
26	at Providence *	L, 2-3
27	at Providence *	L, 0-3

NOVEMBER

2	BOSTON COLLEGE * (WABI-TV)	7:00 PM
4	NEW HAMPSHIRE *	4:00 PM
9	at UMass Lowell *	7:00 PM
10	at UMass Lowell *	7:00 PM
16	MASSACHUSETTS *	7:00 PM
30	VERMONT * (CBSSN)	8:00 PM

DECEMBER

1	VERMONT * (CW)	7:00 PM
8	at Boston U. * (CBSSN)	8:00 PM
28	vs. Minnesota-Duluth #	TBA
29	vs. Ferris State/Cornell #	TBA

JANUARY

4	MERCYHURST ^	7:00 PM
5	MERCYHURST	7:00 PM
11	at Northeastern *	7:00 PM
12	at Merrimack *	7:00 PM
18	MERRIMACK *	7:00 PM
19	MERRIMACK * (WABI-TV)	7:00 PM
25	at Boston College * (NESN)	7:00 PM
26	at Boston College *	7:00 PM

FEBRUARY

1	PROVIDENCE *	7:00 PM
3	UMASS LOWELL *	2:00 PM
9	at Vermont * (WCAX-TV)	7:00 PM
15	BOSTON U. * (NBCSN)	7:30 PM
16	BOSTON U. * (NESN)	7:00 PM
22	at Massachusetts *	7:00 PM
23	at Massachusetts * (CBS3)	7:00 PM

MARCH

1	NORTHEASTERN * (WABI-TV)	7:00 PM
2	NORTHEASTERN * (WABI-TV)	7:00 PM
8	at New Hampshire *	7:30 PM
9	at New Hampshire *	7:00 PM

\$ - IceBreaker Tournament
- Florida College Classic
^ - Cumberland Country Civic Center (Portland, ME)



Massachusetts
1-3-0
(0-3-0 HEA)

OCTOBER

12	CONNECTICUT	W, 4-1
19	BOSTON COLLEGE *	L, 4-5 (OT)
26	at Boston University *	L, 2-5
27	BOSTON U. * (CBS3)	L, 2-3

NOVEMBER

2	NEW HAMPSHIRE *	7:00 PM
4	at Boston College *	4:00 PM
9	PROVIDENCE *	7:00 PM
16	at Maine *	7:00 PM
18	UMASS LOWELL * (CBS3)	7:00 PM
20	VERMONT * (CBS3)	7:00 PM
24	QUINNIPIAC	7:00 PM
30	NORTHEASTERN * (CBS3)	7:00 PM

DECEMBER

1	at Northeastern * (WBIN-TV)	7:00 PM
7	COLGATE (CBS3)	7:00 PM
8	COLGATE (CBS3)	7:00 PM
11	at Yale	7:00 PM
30	vs. Bemidji State \$	3:00 PM
31	vs. UNH/Dartmouth \$	3PM/7PM

JANUARY

11	PROVIDENCE *	7:00 PM
12	at Providence *	7:00 PM
18	at Boston College *	7:30 PM
25	at Vermont *	7:05 PM
26	at Vermont *	7:05 PM

FEBRUARY

1	BOSTON UNIVERSITY *	7:00 PM
8	NORTHEASTERN *	7:00 PM
9	at Merrimack * (NESN)	3:30 PM
15	UMASS LOWELL *	7:00 PM
16	at UMass Lowell *	7:00 PM
22	MAINE *	7:00 PM
23	MAINE * (CBS3)	7:00 PM

MARCH

1	at New Hampshire * (WBIN-TV)	7:30 PM
2	at New Hampshire * (WBIN-TV)	7:00 PM
8	at Merrimack * (WBIN-TV)	7:30 PM
9	MERRIMACK * (CBS3)	7:00 PM

\$ - Ledyard Bank Classic (Hanover, NH)



UMass-Lowell
1-3-1
(0-2-1 HEA)

OCTOBER

6	TORONTO (Exh)	W, 5-2
12	VERMONT *	T, 1-1 (OT)
19	at Denver	L, 1-5
20	at Colorado College	W, 3-1
26	BOSTON COLLEGE *	L, 0-1
28	at Boston College *	L, 3-6

NOVEMBER

9	MAINE *	7:00 PM
10	MAINE *	7:00 PM
16	NEW HAMPSHIRE *	7:00 PM
18	at Massachusetts * (CBS3)	7:00 PM
24	PRINCETON	4:00 PM
30	at New Hampshire * (WBIN-TV)	7:30 PM

DECEMBER

1	NEW HAMPSHIRE *	7:00 PM
8	NORTHEASTERN *	7:00 PM
10	at Harvard	7:00 PM
30	BENTLEY	4:00 PM

JANUARY

4	at Clarkson	7:00 PM
5	at Clarkson	7:00 PM
11	at Vermont *	7:00 PM
12	at Vermont * (WCAX-TV)	7:00 PM
17	PROVIDENCE *	7:00 PM
19	at Boston University *	7:00 PM
25	at Northeastern *	7:00 PM
26	NORTHEASTERN *	7:00 PM

FEBRUARY

1	at Merrimack * (NESN)	7:00 PM
3	at Maine *	2:00 PM
8	at Boston College *	7:00 PM
15	at Massachusetts *	7:00 PM
16	MASSACHUSETTS *	7:00 PM
22	at Boston University *	7:30 PM
23	BOSTON UNIVERSITY *	7:00 PM

MARCH

1	MERRIMACK *	7:00 PM
3	at Merrimack * (CBSSN)	4:00 PM
8	PROVIDENCE *	7:00 PM
9	at Providence *	7:00 PM

Home games in CAPS
* denotes Hockey East game

\$ - Mariucci Classic



Merrimack
2-3-1
(1-1-1 HEA)

OCTOBER

6	at Union	W, 4-1
10	at Northeastern *	L, 2-4
19	at Alaska S	L, 2-3
20	Alaska Anchorage S	L, 3-6
26	VERMONT *	W, 6-3
27	VERMONT *	T, 2-2 (OT)

NOVEMBER

2	Northeastern *	7:00 PM
3	NORTHEASTERN *	7:00 PM
9	BOSTON U. * (WBIN-TV)	7:30 PM
10	CONNECTICUT	7:00 PM
16	at Boston College *	7:00 PM
23	COLGATE (WBIN-TV)	4:00 PM
30	PROVIDENCE *	7:30 PM

DECEMBER

1	at Providence *	7:00 PM
7	HARVARD (WBIN-TV)	7:30 PM
8	U.S. UNDER-18 (Exh)	4:00 PM
11	ARMY	7:00 PM
29	vs. Princeton #	4:00 PM
30	vs. Union #	4:00 PM

JANUARY

5	at Vermont * (CBSSN)	7:30 PM
11	BOSTON UNIVERSITY *	7:30 PM
12	MAINE *	7:00 PM
18	at Maine * (WABI-TV)	7:00 PM
19	at Maine *	7:00 PM
25	NEW HAMPSHIRE *	7:30 PM
26	at New Hampshire ^	5:00 PM

FEBRUARY

1	UMASS LOWELL *	7:30 PM
2	at New Hampshire *	7:00 PM
8	at Boston University *	7:30 PM
9	MASSACHUSETTS * (NESN)	7:00 PM
17	at Boston College *	3:30 PM
15	BOSTON COLLEGE *	7:30 PM
17	at Providence * (COX)	4:00 PM
24	BOSTON COLLEGE * (CBSSN)	4:00 PM

MARCH

1	at UMass Lowell *	7:00 PM
3	UMASS LOWELL * (CBSSN)	4:00 PM
8	MASSACHUSETTS * (WBIN-TV)	7:30 PM
9	at Massachusetts * (CBS3)	7:00 PM

S - Alaska Gold Rush (Fairbanks, AK)
- Catamount Cup (Burlington, VT)
^ - Verizon Wireless (Manchester, NH)



New Hampshire
4-0-1
(2-0-1 HEA)

OCTOBER

6	ST. FRANCIS XAVIER (Exh)	W, 5-2
12	ST. CLOUD STATE	W, 5-3
13	ST. CLOUD STATE	W, 4-2
20	BOSTON UNIVERSITY *	W, 4-1
26	NORTHEASTERN *	W, 4-3
27	at Northeastern *	T, 0-0 (OT)

NOVEMBER

2	at Massachusetts *	7:00 PM
4	at Maine *	4:00 PM
10	VERMONT *	7:00 PM
16	at UMass Lowell *	7:00 PM
18	at Boston University *	5:00 PM
23	at Colorado College	9:30 PM
24	at Denver	9:00 PM
30	UMASS LOWELL * (WBIN-TV)	7:30 PM

DECEMBER

1	at UMass Lowell *	7:00 PM
6	BOSTON UNIVERSITY *	7:00 PM
9	U.S. UNDER-18 (Exh)	4:00 PM
30	at Dartmouth S	7:00 PM
31	vs. Bemidji St./UMass S	4/7PM

JANUARY

5	RENSSELLAER (WBIN-TV)	7:00 PM
11	at Boston College * (NESN)	7:00 PM
12	BOSTON COLLEGE *	7:00 PM
19	PROVIDENCE *	7:00 PM
25	at Merrimack *	7:30 PM
26	MERRIMACK #	5:00 PM

FEBRUARY

1	at Northeastern *	7:00 PM
2	MERRIMACK * (WBIN-TV)	7:00 PM
8	at Providence * (COX)	7:00 PM
10	PROVIDENCE * (CBSSN)	4:00 PM
17	at Boston College *	4:00 PM
22	at Vermont * (NESN)	7:00 PM
23	at Vermont * (CBSSN)	4:00 PM

MARCH

1	MASSACHUSETTS * (WBIN-TV)	7:30 PM
2	MASSACHUSETTS * (WBIN-TV)	7:00 PM
8	MAINE * (NBCSN)	7:30 PM
9	MAINE *	7:00 PM

S - Ledyard Bank Classic (Hanover, NH)
- Verizon Wireless Arena (Manchester, NH)



Northeastern
2-2-1
(2-2-1 HEA)

OCTOBER

7	ST. FRANCIS XAVIER (Exh)	L, 3-4
10	MERRIMACK *	W, 4-2
13	BOSTON COLLEGE *	W, 3-1
20	at Boston College *	L, 0-3
26	at New Hampshire *	L, 3-4
27	NEW HAMPSHIRE *	T, 0-0 (OT)

NOVEMBER

2	MERRIMACK *	7:00 PM
3	at Merrimack *	7:00 PM
10	ALAB-HUNTSVILLE	7:00 PM
11	ALAB-HUNTSVILLE	7:00 PM
16	at Providence * (COX)	7:00 PM
18	at Vermont * (WCAX-TV)	7:05 PM
23	ST. LAWRENCE	7:00 PM
30	at Massachusetts * (CBS3)	7:00 PM

DECEMBER

1	MASSACHUSETTS * (WBIN-TV)	7:00 PM
8	at UMass Lowell *	7:00 PM
29	at Harvard	7:00 PM

JANUARY

5	BENTLEY	7:00 PM
11	MAINE *	7:00 PM
18	at Boston University * (NESN)	7:00 PM
19	BOSTON COLLEGE * (WABI-TV)	7:00 PM
25	UMASS LOWELL *	7:00 PM
26	at UMass Lowell *	7:00 PM

FEBRUARY

1	NEW HAMPSHIRE *	7:00 PM
4	vs. Boston U. (BP, NESN)	5:00 PM
8	at Massachusetts *	7:00 PM
11	vs. Harvard / BC (BP)	4:30/7:30
15	VERMONT *	7:00 PM
16	VERMONT *	7:00 PM
22	at Providence *	7:00 PM
23	PROVIDENCE *	7:00 PM

MARCH

1	at Maine * (WABI-TV)	7:00 PM
2	at Maine * (WABI-TV)	7:00 PM
8	BOSTON UNIVERSITY * (CBSSN)	7:30 PM
9	at Boston University *	7:00 PM

S - Mayor's Cup



Providence
3-2-1
(2-1-0 HEA)

OCTOBER

12	SACRED HEART	W, 8-2
13	at Boston University *	L, 2-4
19	at Miami	T, 1-1 (OT)
20	at Miami	L, 3-4 (OT)
26	MAINE *	W, 3-2
27	MAINE *	W, 3-0

NOVEMBER

2	at Vermont *	7:05 PM
3	at Vermont *	7:05 PM
9	at Massachusetts *	7:00 PM
16	NORTHEASTERN * (COX)	7:00 PM
20	QUINNIPIAC	7:00 PM
24	at Brown S	7:00 PM
30	at Merrimack *	4:00 PM
		7:30 PM

DECEMBER

1	MERRIMACK *	7:00 PM
7	BOSTON COLLEGE * (COX)	7:00 PM
20	VERMONT * (COX)	7:00 PM

JANUARY

4	at Minnesota State	8:37 PM
5	at Minnesota State	8:07 PM
11	at Massachusetts *	7:00 PM
12	MASSACHUSETTS *	7:00 PM
17	at UMass Lowell *	7:00 PM
19	at New Hampshire *	7:00 PM
25	BOSTON UNIVERSITY *	7:00 PM
26	at Boston University * (NESN)	7:00 PM

FEBRUARY

1	at Maine *	7:00 PM
8	NEW HAMPSHIRE * (COX)	7:00 PM
10	at New Hampshire * (CBSSN)	4:00 PM
17	MERRIMACK * (COX)	4:00 PM
22	NORTHEASTERN *	7:00 PM
23	at Northeastern *	7:00 PM

MARCH

1	BOSTON COLLEGE * (COX)	7:00 PM
2	at Boston College *	7:00 PM
9	at UMass Lowell *	7:00 PM

S - Catamount Cup



Vermont
0-1-2
(0-1-2 HEA)

OCTOBER

6	CONCORDIA (Exh)	W, 7-1
12	at UMass Lowell *	T, 1-1 (OT)
26	at Merrimack *	L, 3-6
27	at Merrimack *	T, 2-2 (OT)

NOVEMBER

2	PROVIDENCE *	7:00 PM
3	PROVIDENCE *	7:00 PM
10	at New Hampshire *	7:00 PM
16	BOSTON UNIVERSITY *	7:00 PM
18	NORTHEASTERN * (WCAX-TV)	7:00 PM
20	at Massachusetts * (CBS3)	7:00 PM
23	MINNESOTA (FSN)	7:00 PM
24	MINNESOTA (FSN)	7:00 PM
30	at Maine * (CBSSN)	8:00 PM

DECEMBER

1	at Maine *	7:00 PM
5	at Dartmouth	7:00 PM
15	at St. Lawrence	7:00 PM
20	at Providence * (COX)	7:00 PM
29	UNION S, (WCAX-TV)	7:00 PM
30	PRINCETON S, (WCAX-TV)	7:00 PM

JANUARY

5	MERRIMACK * (CBSSN)	7:00 PM
11	UMASS LOWELL *	7:00 PM
12	UMASS LOWELL * (WCAX-TV)	7:00 PM
19	vs. Penn State # (CSN-Phila.)	7:00 PM
25	MASSACHUSETTS *	7:00 PM
26	MASSACHUSETTS *	7:00 PM

FEBRUARY

1	at Boston College *	7:00 PM
9	MAINE * (WCAX-TV)	7:00 PM
15	at Northeastern *	7:00 PM
16	at Northeastern *	7:00 PM
22	NEW HAMPSHIRE * (NESN)	7:00 PM
23	NEW HAMPSHIRE * (CBSSN)	4:00 PM

MARCH

1	at Boston University *	7:30 PM
2	at Boston University *	7:00 PM
8	BOSTON COLLEGE *	7:00 PM
9	BOSTON COLLEGE * (WCAX-TV)	7:00 PM

S - Catamount Cup
- Wells Fargo Center (Philadelphia, Pa.)

Home games in CAPS
* denotes Hockey East games

National Category Leaders

Points Per Game		GP	G-A-P	P/GM	
1	Alex Fallstrom (BOS)	Harvard	SR F 1	1-2-3	3.00
	Jimmy Vesey (NSH)	Harvard	FR F 1	2-1-3	3.00
3	Kyle Flanagan	St. Lawrence	SR F 4	5-6-11	2.75
4	Greg Carey	St. Lawrence	JR F 4	3-7-10	2.50
5	Nick Shore (LOS)	Denver	JR F 4	4-5-9	2.25
6	Brett Gensler	Bentley	JR F 4	3-5-8	2.00
	Danny Biega (CAR)	Harvard	SR D 1	0-2-2	2.00
	Marshall Everson	Harvard	SR F 1	1-1-2	2.00
	Matt Neal	Rensselaer	SO F 4	3-5-8	2.00
10	Brandon Nunn	Holy Cross	SR F 4	3-4-7	1.75
	Jacob Laliberte	Rensselaer	SO F 4	3-4-7	1.75
12	Andy Starczewski	Army	SR F 6	4-6-10	1.67
	Derek Bacon	Bentley	FR F 3	1-4-5	1.67
	Drew LeBlanc	St. Cloud State	SR F 6	3-7-10	1.67
	Nic Dowd (LOS)	St. Cloud State	JR F 6	4-6-10	1.67
16	Pat Mullane	Boston College	SR F 5	3-5-8	1.60
	Jeff Smith	RIT	SR F 5	4-4-8	1.60
	Kyle Bodie	Union	SR F 5	3-5-8	1.60
19	Cason Hohmann	Boston University	SO F 4	3-3-6	1.50
	Matt Lindblad	Dartmouth	JR F 2	0-3-3	1.50
	Joey LaLeggia (EDM)	Denver	SO D 4	3-3-6	1.50
	Zach Hervato	Robert Morris	SR F 4	3-3-6	1.50
	Antoine Laganiere	Yale	SR F 2	3-0-3	1.50
	Clinton Bourbonais	Yale	JR F 2	0-3-3	1.50
25	Johnny Gaudreau (CGY)	Boston College	SO F 5	3-4-7	1.40
	A.J. Treais	Michigan	SR F 5	5-2-7	1.40
	Wayne Simpson	Union	SR F 5	3-4-7	1.40

Goals Against Average		Minutes	GA	GAA		
1	Raphael Girard	Harvard	JR	60:00	0	0.00
	Charles Grant	Dartmouth	FR	59:44	0	0.00
3	Ryan McKay	Miami	FR	129:59	1	0.46
4	Andy Iles	Cornell	JR	119:53	2	1.00
5	Sam Brittain (FLA)	Denver	JR	119:45	2	1.00
6	Adam Wilcox (TBL)	Minnesota	FR	211:27	4	1.14
7	Joel Rumpel	Wisconsin	SO	184:02	4	1.30
8	Andrew Walsh	Bemidji State	SO	243:44	6	1.48
9	Steven Summerhays	Notre Dame	JR	298:05	8	1.61
10	Matt McNeely	Minnesota Duluth	FR	183:20	5	1.64
11	Clarke Saunders	North Dakota	JR	183:13	5	1.64
12	Carsen Chubak	Niagara	JR	365:59	10	1.64
13	Eric Hartzell	Quinnipiac	SR	324:28	9	1.66
14	Jon Gillies (CGY)	Providence	FR	347:59	10	1.72
15	Frank Slubowski	Western Michigan	SO	240:59	7	1.74
16	Matt Weninger	St. Lawrence	JR	240:33	7	1.75
17	Matt O'Connor	Boston University	FR	205:17	6	1.75
18	John Faulkner	Nebraska Omaha	SR	204:02	6	1.77
19	Casey DeSmith	New Hampshire	SO	304:51	9	1.76
20	Tony Capobianco	Canisius	JR	302:32	9	1.78
21	Cab Morris	Dartmouth	JR	65:00	2	1.85
	Nick Maricic	Yale	SR	65:00	2	1.85
23	Scott Diebold	Rensselaer	SO	125:00	4	1.92
24	Parker Milner	Boston College	SR	302:36	10	1.98
25	Jeff Malcolm	Yale	SR	60:00	2	2.00

Points Per Game (Defensemen)		GP	G-A-P	P/GM	
1	Danny Biega (CAR)	Harvard	SR D 1	0-2-2	2.00
2	Joey LaLeggia (EDM)	Denver	SO D 4	3-3-6	1.50
3	David Makowski	Denver	JR D 4	3-2-5	1.25
	Nolan Zajac	Denver	FR D 4	1-4-5	1.25
	Justin Baker	St. Lawrence	JR D 4	1-4-5	1.25
6	Jacob Trouba (WPG)	Michigan	FR D 5	2-4-6	1.20
	Connor Hardowa	New Hampshire	SR D 5	0-6-6	1.20
	Mat Bodie	Union	JR D 5	2-4-6	1.20
9	Myles Harvey	Providence	SR D 6	0-7-7	1.17
10	Steve Weinstein	Bentley	SO D 4	1-3-4	1.00
	Nick D'Agostino (PIT)	Cornell	SR D 2	0-2-2	1.00
	Joakim Ryan (SJS)	Cornell	SO D 2	0-2-2	1.00
	Max Everson (TOR)	Harvard	SO D 1	0-1-1	1.00
	Patrick McNally (VAN)	Harvard	SO D 1	0-1-1	1.00
	Evan Zych	Holy Cross	SR D 4	0-4-4	1.00
	Mac Bennett (MTL)	Michigan	JR D 5	1-4-5	1.00
	Michael Sdao (OTT)	Princeton	SR D 2	0-2-2	1.00
	Nick Bailen	Rensselaer	SR D 4	1-3-4	1.00
	Nick Jensen (DET)	St. Cloud State	JR D 6	0-6-6	1.00
	Ethan Prow	St. Cloud State	FR D 5	2-3-5	1.00
	George Hughes	St. Lawrence	SR D 4	0-4-4	1.00
	Danny DeKeyser	Western Michigan	JR D 4	2-2-4	1.00

Save Percentage		Saves	GA	Save %		
1	Raphael Girard	Harvard	JR	31	0	1.000
	Charles Grant	Dartmouth	FR	24	0	1.000
3	Ryan McKay	Miami	FR	62	1	.984
4	Sam Brittain (FLA)	Denver	JR	64	2	.970
5	Andrew Walsh	Bemidji State	SO	127	6	.955
6	Joel Rumpel	Wisconsin	SO	83	4	.954
7	Andy Iles	Cornell	JR	40	2	.952
8	Matt Weninger	St. Lawrence	JR	138	7	.952
9	Carsen Chubak	Niagara	JR	194	10	.951
10	Nick Maricic	Yale	SR	35	2	.946
11	Matt O'Connor	Boston University	FR	103	6	.945
12	Tony Capobianco	Canisius	JR	153	9	.944
13	Clarke Saunders	North Dakota	JR	78	5	.940
14	Steven Summerhays	Notre Dame	JR	122	8	.938
	PJ Musico	Penn State	FR	122	8	.938
16	Jon Gillies (CGY)	Providence	FR	150	10	.938
17	Adam Murray	Denver	SR	58	4	.935
18	Matt McNeely	Minnesota Duluth	FR	72	5	.935
19	Adam Wilcox (TBL)	Minnesota	FR	57	4	.934
20	Eric Levine	Robert Morris	SR	141	10	.934

Points Per Game (Freshmen)		GP	G-A-P	P/GM	
1	Jimmy Vesey (NSH)	Harvard	F 1	2-1-3	3.00
2	Derek Bacon	Bentley	F 3	1-4-5	1.67
3	Riley Barber (WSH)	Miami	F 6	4-4-8	1.33
4	Andrew Gladiuk	Bentley	F 4	3-2-5	1.25
	Nolan Zajac	Denver	D 4	1-4-5	1.25
6	Jacob Trouba (WPG)	Michigan	D 5	2-4-6	1.20
7	David Glen	Penn State	F 6	3-4-7	1.17
8	Tylor Spink	Colgate	F 7	3-5-8	1.14
9	Joe Kozlak	Army	F 6	2-4-6	1.00
	Danny O'Regan (SJS)	Boston University	F 4	2-2-4	1.00
	Tim O'Brien	Dartmouth	F 2	1-1-2	1.00
	Castan Sommer	Holy Cross	F 4	1-3-4	1.00
	Rocco Grimaldi (FLA)	North Dakota	F 4	2-2-4	1.00
	Casey Bailey	Penn State	F 6	3-3-6	1.00
	Ethan Prow	St. Cloud State	D 5	2-3-5	1.00
16	Kyle Baun	Colgate	F 7	3-3-6	0.86
17	Tyson Spink	Colgate	F 6	2-3-5	0.83
	John Gilmour	Providence	D 6	2-3-5	0.83
	Paul de Jersey	Providence	F 6	2-3-5	0.83

Winning Percentage		W-L-T	Win %		
1	PJ Musico	Penn State	FR	4-0-0	1.000
	Matt O'Connor	Boston University	FR	3-0-0	1.000
	Steve Racine	Michigan	FR	3-0-0	1.000
	Adam Wilcox (TBL)	Minnesota	FR	3-0-0	1.000
	Andy Iles	Cornell	JR	2-0-0	1.000
	Adam Murray	Denver	SR	2-0-0	1.000
	Sam Brittain (FLA)	Denver	JR	2-0-0	1.000
	Charles Grant	Dartmouth	FR	1-0-0	1.000
	Raphael Girard	Harvard	JR	1-0-0	1.000
	Jeff Malcolm	Yale	SR	1-0-0	1.000
11	Casey DeSmith	New Hampshire	SO	4-0-1	.900
12	John Faulkner	Nebraska Omaha	SR	2-0-1	.833
13	Parker Milner	Boston College	SR	4-1-0	.800
	Steven Summerhays	Notre Dame	JR	4-1-0	.800
15	Matt Ginn	Holy Cross	SO	3-1-0	.750
	Jay Williams	Miami	FR	3-1-0	.750
	Matt Weninger	St. Lawrence	JR	3-1-0	.750
	Frank Slubowski	Western Michigan	SO	3-1-0	.750
	Sean Cahill	Alaska	SO	1-0-1	.750

National Category Leaders

Goals Per Game		GP	G	G/GM
1	Jimmy Vesey (NSH)	Harvard	FR F 1 2	2.00
2	Antoine Laganiere	Yale	SR F 2 3	1.50
3	Kyle Flanagan	St. Lawrence	SR F 4 5	1.25
4	A.J. Treais	Michigan	SR F 5 5	1.00
	Nick Shore (LOS)	Denver	JR F 4 4	1.00
	John Esposito	Cornell	SR F 2 2	1.00
	Joel Lowry (LOS)	Cornell	SO F 2 2	1.00
	Eric Robinson	Dartmouth	JR F 2 2	1.00
	Tyler Maugeri	Princeton	SO F 2 2	1.00
	Marshall Everson	Harvard	SR F 1 1	1.00
	Alex Fallstrom (BOS)	Harvard	SR F 1 1	1.00
	Luke Greiner	Harvard	SR F 1 1	1.00
13	Dennis Rix	Michigan Tech	JR F 6 5	0.83
14	Jon Puskar	American International	JR F 5 4	0.80
	Alex Guptill (DAL)	Michigan	SO F 5 4	0.80
	Jeff Smith	RIT	SR F 5 4	0.80
17	15 Players Tied With			0.75

Assists Per Game		GP	A	A/GM
1	Danny Biega (CAR)	Harvard	SR D 1 2	2.00
	Alex Fallstrom (BOS)	Harvard	SR F 1 2	2.00
3	Greg Carey	St. Lawrence	JR F 4 7	1.75
4	Kyle Flanagan	St. Lawrence	SR F 4 6	1.50
	Matt Lindblad	Dartmouth	JR F 2 3	1.50
	Clinton Bourbonais	Yale	JR F 2 3	1.50
7	Derek Bacon	Bentley	FR F 3 4	1.33
8	Brett Gensler	Bentley	JR F 4 5	1.25
	Evan Rodrigues	Boston University	SO F 4 5	1.25
	Nick Shore (LOS)	Denver	JR F 4 5	1.25
	Matt Neal	Rensselaer	SO F 4 5	1.25
12	Connor Hardowa	New Hampshire	SR D 5 6	1.20
13	Myles Harvey	Providence	SR D 6 7	1.17
	Drew LeBlanc	St. Cloud State	SR F 6 7	1.17
15	25 Players Tied With			1.00

Power Play Goals		GP	PPG/G	PPG	
1	Kyle Flanagan	St. Lawrence	SR F 4	0.75	3
	Kevin Hayes (CHI)	Boston College	JR F 5	0.60	3
	Mike Seidel	Minnesota Duluth	SR F 6	0.50	3
	Chase Grant	Minnesota State	SO F 6	0.50	3
5	29 Players Tied With				2

Game-Winning Goals		GP	GWG	
1	Johnny Gaudreau (CGY)	Boston College	SO F 5	2
	Nick Bjugstad (FLA)	Minnesota	JR F 5	2
	Kevin Roy (ANA)	Northeastern	FR F 5	2
	Chris Ciotti	Lake Superior	SO F 6	2
	Matt Berry	Michigan State	SO F 6	2
	Nic Dowd (LOS)	St. Cloud State	JR F 6	2
7	110 Players Tied With			1

Shorthanded Goals		GP	SHG/G	SHG	
1	Kyle Bodie	Union	SR F 5	0.40	2
	Dennis Rix	Michigan Tech	JR F 6	0.33	2
3	28 Players Tied With				1

National Team Leaders

TEAM SCORING

SCORING OFFENSE	GP	Goals	G/GM
1 Denver	4	20	5.00
Harvard	1	5	5.00
3 Michigan	5	24	4.80
4 Bentley	4	19	4.75
5 St. Cloud State	6	27	4.50
6 St. Lawrence	4	16	4.00
Union	5	20	4.00
8 Colgate	7	27	3.86
9 Minnesota	5	19	3.80
10 Ferris State	6	21	3.50
11 New Hampshire	5	17	3.40
12 Army	6	20	3.33
Michigan Tech	6	20	3.33
Providence	6	20	3.33
Penn State	6	20	3.33
16 Boston University	4	13	3.25
Holy Cross	4	13	3.25
North Dakota	4	13	3.25
19 Boston College	5	16	3.20
RIT	5	16	3.20
21 Colorado College	6	19	3.17
Merrimack	6	19	3.17
Miami	6	19	3.17
24 Dartmouth	2	6	3.00
Massachusetts	4	12	3.00
Nebraska Omaha	6	18	3.00
27 Notre Dame	6	17	2.83
28 Bemidji State	4	11	2.75
Rensselaer	4	11	2.75
Robert Morris	4	11	2.75
Western Michigan	4	11	2.75
32 Clarkson	5	13	2.60
33 Air Force	6	15	2.50
Alaska Anchorage	6	15	2.50
Alaska	6	15	2.50
Cornell	2	5	2.50
Lake Superior	6	15	2.50
Minnesota State	6	15	2.50
Yale	2	5	2.50
40 Niagara	7	17	2.43
41 American International	5	12	2.40
Sacred Heart	5	12	2.40
43 Mercyhurst	3	7	2.33
Michigan State	6	14	2.33
Minnesota Duluth	6	14	2.33
Northern Michigan	6	14	2.33
47 Bowling Green	7	14	2.00
Northeastern	5	10	2.00
Vermont	3	6	2.00
50 Ohio State	6	11	1.83
Quinnipiac	6	11	1.83
52 Wisconsin	4	7	1.75
53 Alabama-Huntsville	6	10	1.67
54 UMass Lowell	5	8	1.60
55 Princeton	2	3	1.50
56 Connecticut	3	4	1.33
57 Maine	7	8	1.14
58 Brown	2	2	1.00
59 Canisius	6	5	0.83

TEAM DEFENSE

SCORING DEFENSE	GP	Goals	G/GM
1 Harvard	1	0	0.00
2 Cornell	2	2	1.00
Dartmouth	2	2	1.00
4 Denver	4	6	1.50
North Dakota	4	6	1.50
6 Canisius	6	10	1.67
Notre Dame	6	10	1.67
8 Bemidji State	4	7	1.75
St. Lawrence	4	7	1.75
Western Michigan	4	7	1.75
11 Minnesota	5	9	1.80
New Hampshire	5	9	1.80
13 Boston College	5	10	2.00
Miami	6	12	2.00
Northeastern	5	10	2.00
Quinnipiac	6	12	2.00
Union	5	10	2.00
Wisconsin	4	8	2.00
Yale	2	4	2.00
20 Providence	6	13	2.17
21 Minnesota Duluth	6	14	2.33
Nebraska Omaha	6	14	2.33
Penn State	6	14	2.33
St. Cloud State	6	14	2.33
25 Boston University	4	10	2.50
Brown	2	5	2.50
Ohio State	6	15	2.50
Princeton	2	5	2.50
Rensselaer	4	10	2.50
30 Connecticut	3	8	2.67
31 Colgate	7	19	2.71
32 Holy Cross	4	11	2.75
33 UMass Lowell	5	14	2.80
34 Alaska	6	17	2.83
Ferris State	6	17	2.83
Northern Michigan	6	17	2.83
37 Bowling Green	7	20	2.86
38 Alaska Anchorage	6	18	3.00
Colorado College	6	18	3.00
Robert Morris	4	12	3.00
Vermont	3	9	3.00
42 Maine	7	22	3.14
43 Air Force	6	19	3.17
Merrimack	6	19	3.17
Minnesota State	6	19	3.17
46 Michigan	5	16	3.20
47 Bentley	4	13	3.25
48 Niagara	7	23	3.29
49 Lake Superior	6	21	3.50
Massachusetts	4	14	3.50
51 Army	6	22	3.67
Michigan State	6	22	3.67
53 Clarkson	5	19	3.80
54 Mercyhurst	3	12	4.00
Michigan Tech	6	24	4.00
56 American International	5	23	4.60
57 Alabama-Huntsville	6	31	5.17
58 RIT	5	26	5.20
59 Sacred Heart	5	30	6.00



National Team Leaders

POWER PLAY

PENALTY KILL



POWER PLAY	Totals	SHA	PP%
1 Harvard	1/2	0	50.0
2 Denver	6/16	1	37.5
3 Cornell	5/14	0	35.7
4 Boston College	6/17	0	35.3
Rensselaer	6/17	0	35.3
6 Union	8/23	0	34.8
7 Dartmouth	3/9	0	33.3
8 Ferris State	4/14	1	28.6
9 St. Lawrence	7/25	0	28.0
10 Army	7/26	0	26.9
11 Bentley	4/15	0	26.7
12 Lake Superior	7/27	1	25.9
13 New Hampshire	5/20	1	25.0
14 Michigan State	5/23	1	21.7
15 Michigan Tech	6/28	0	21.4
Niagara	6/28	0	21.4
17 Merrimack	6/29	3	20.7
18 Minnesota Duluth	7/34	0	20.6
19 Air Force	5/25	1	20.0
Alab-Huntsville	5/25	1	20.0
American Int'l	3/15	1	20.0
22 Massachusetts	5/26	0	19.2
23 Boston University	3/16	0	18.8
24 Miami	5/27	0	18.5
25 St. Cloud State	6/33	2	18.2
Vermont	2/11	0	18.2
Wisconsin	2/11	0	18.2
28 North Dakota	3/17	1	17.6
29 Providence	4/24	0	16.7
30 Alaska	5/31	0	16.1
31 Clarkson	4/25	2	16.0
Michigan	4/25	1	16.0
33 UMass Lowell	3/19	0	15.8
RIT	3/19	1	15.8
35 Mercyhurst	2/13	0	15.4
Sacred Heart	4/26	3	15.4
37 Holy Cross	3/20	0	15.0
Minnesota	3/20	0	15.0
39 Western Michigan	4/27	0	14.8
40 Princeton	1/7	0	14.3
41 Minnesota State	4/30	0	13.3
42 Colorado College	3/23	0	13.0
43 Yale	1/8	0	12.5
44 Colgate	4/36	0	11.1
Notre Dame	3/27	0	11.1
46 Penn State	3/30	0	10.0
47 Bowling Green	3/33	3	9.1
Northern Michigan	2/22	1	9.1
49 Nebraska Omaha	2/25	0	8.0
50 Bemidji State	1/17	0	5.9
Connecticut	1/17	0	5.9
52 Robert Morris	1/18	1	5.6
53 Alaska Anchorage	1/19	0	5.3
54 Canisius	1/20	0	5.0
55 Northeastern	1/23	0	4.3
56 Ohio State	1/25	1	4.0
57 Maine	1/36	1	2.8
58 Brown	0/8	0	0.0
Quinnipiac	0/24	4	0.0

PENALTY KILL	Totals	SHF	PK%
1 Cornell	8/8	0	100.0
Dartmouth	7/7	0	100.0
Harvard	5/5	0	100.0
Quinnipiac	26/26	2	100.0
5 New Hampshire	16/17	1	94.1
6 Bemidji State	15/16	0	93.8
7 Miami	27/29	1	93.1
8 Canisius	26/28	0	92.9
9 St. Lawrence	25/27	1	92.6
10 Rensselaer	12/13	0	92.3
11 Nebraska Omaha	23/25	1	92.0
12 Minnesota	11/12	0	91.7
North Dakota	11/12	0	91.7
Notre Dame	22/24	0	91.7
Providence	22/24	0	91.7
16 Boston College	28/31	0	90.3
17 Michigan	18/20	1	90.0
18 Denver	17/19	0	89.5
Union	17/19	3	89.5
20 Princeton	8/9	0	88.9
21 Minnesota Duluth	27/31	0	87.1
22 Alaska	20/23	0	87.0
23 Wisconsin	13/15	0	86.7
24 Maine	29/34	0	85.3
25 Boston University	17/20	0	85.0
Northern Michigan	17/20	0	85.0
27 Penn State	28/33	0	84.8
28 Bentley	16/19	3	84.2
29 Alab-Huntsville	24/29	0	82.8
Ferris State	24/29	0	82.8
Ohio State	24/29	1	82.8
32 Niagara	28/34	1	82.4
33 Colgate	23/28	2	82.1
St. Cloud State	23/28	1	82.1
35 Michigan State	22/27	0	81.5
36 Connecticut	17/21	0	81.0
Massachusetts	17/21	0	81.0
38 Alaska Anchorage	21/26	4	80.8
39 Air Force	16/20	0	80.0
American Int'l	16/20	0	80.0
Bowling Green	20/25	0	80.0
42 Robert Morris	15/19	2	78.9
43 Michigan Tech	24/31	2	77.4
44 Army	19/25	0	76.0
Colorado College	19/25	2	76.0
46 Merrimack	22/29	0	75.9
47 Brown	6/8	0	75.0
Clarkson	15/20	0	75.0
Holy Cross	15/20	0	75.0
Mercyhurst	6/8	1	75.0
Yale	6/8	0	75.0
52 Lake Superior	22/30	0	73.3
53 Western Michigan	13/18	0	72.2
54 Sacred Heart	18/25	0	72.0
55 Minnesota State	20/28	2	71.4
Northeastern	15/21	1	71.4
57 RIT	19/27	0	70.4
58 UMass Lowell	11/16	0	68.8
59 Vermont	7/11	0	63.6



Hockey East Overall Scoring Leaders

Scoring

				GP	G-A-P	PPG	PIM	PP	SH	GW	HT	+/-	NHL	
1	Pat Mullane	BC	SR	F	5	3-5-8	1.60	3/17	0	0	0	0	+5	
2	Johnny Gaudreau	BC	SO	F	5	3-4-7	1.40	0/0	0	0	2	0	+5	CGY
	Mike Collins	MC	JR	F	6	4-3-7	1.17	2/4	1	0	0	0	E	
	Josh Myers	MC	SO	F	6	3-4-7	1.17	1/2	1	0	1	0	+2	
	Myles Harvey	PC	SR	D	6	0-7-7	1.17	0/0	0	0	0	0	+2	
6	Cason Hohmann	BU	SO	F	4	3-3-6	1.50	0/0	1	0	1	0	+6	
	Kevin Hayes	BC	JR	F	5	3-3-6	1.20	2/4	3	0	1	0	+2	CHI
	Connor Hardowa	UNH	SR	D	5	0-6-6	1.20	0/0	0	0	0	0	+7	
	Ross Mauermann	PC	SO	F	6	4-2-6	1.00	1/2	2	0	1	0	+4	
10	Evan Rodrigues	BU	SO	F	4	0-5-5	1.25	2/4	0	0	0	0	+6	
	Steven Whitney	BC	SR	F	5	3-2-5	1.00	3/6	2	0	1	0	+5	
	Bill Arnold	BC	JR	F	5	2-3-5	1.00	3/6	0	0	0	0	+3	CGY
	Dalton Speelman	UNH	JR	F	5	2-3-5	1.00	0/0	1	0	1	0	+2	
	Kevin Goumas	UNH	JR	F	5	1-4-5	1.00	2/4	0	0	0	0	+2	
	Shane Luke	PC	SO	F	6	2-3-5	0.83	1/2	0	0	0	0	+3	
	John Gilmour	PC	FR	D	6	2-3-5	0.83	3/6	1	0	0	0	-1	
	Paul de Jersey	PC	FR	RW	6	2-3-5	0.83	1/2	0	0	0	0	+2	
	Dan Kolomatis	MC	SO	D	6	1-4-5	0.83	2/4	0	0	0	0	+4	
19	16 Players Tied With						4 Points							

Defenseman Scoring

				GP	G-A-P	PPG	PIM	PP	SH	GW	HT	+/-	NHL	
1	Myles Harvey	PC	SR	D	6	0-7-7	1.17	0/0	0	0	0	0	+2	
2	Connor Hardowa	UNH	SR	D	5	0-6-6	1.20	0/0	0	0	0	0	+7	
3	John Gilmour	PC	FR	D	6	2-3-5	0.83	3/6	1	0	0	0	-1	
	Dan Kolomatis	MC	SO	D	6	1-4-5	0.83	2/4	0	0	0	0	+4	
5	Trevor van Riemsdyk	UNH	SO	D	5	3-1-4	0.80	1/2	1	1	0	0	+4	
	Teddy Doherty	BC	FR	D	5	0-4-4	0.80	4/8	0	0	0	0	+2	
	Jordan Heywood	MC	JR	D	6	1-3-4	0.67	2/4	0	0	1	0	-2	
	Brendan Ellis	MC	JR	D	6	0-4-4	0.67	4/8	0	0	0	0	+2	
9	Garrett Noonan	BU	JR	D	4	1-2-3	0.75	2/4	0	0	0	0	+3	NSH
	Matt Grzelcyk	BU	FR	D	4	0-3-3	0.75	3/6	0	0	0	0	+2	BOS
11	15 Players Tied With						2 Points							

Freshman Scoring

				GP	G-A-P	PPG	PIM	PP	SH	GW	HT	+/-	NHL	
1	John Gilmour	PC	FR	D	6	2-3-5	0.83	3/6	1	0	0	0	-1	
	Paul de Jersey	PC	FR	RW	6	2-3-5	0.83	1/2	0	0	0	0	+2	
3	Danny O'Regan	BU	FR	F	4	2-2-4	1.00	0/0	1	0	1	0	+1	SJS
	Teddy Doherty	BC	FR	D	5	0-4-4	0.80	4/8	0	0	0	0	+2	
	Steven McParland	PC	FR	RW	6	1-3-4	0.67	2/4	0	0	1	0	+5	
6	Matt Grzelcyk	BU	FR	D	4	0-3-3	0.75	3/6	0	0	0	0	+2	BOS
	Kevin Roy	NU	FR	F	5	2-1-3	0.60	1/2	1	0	2	0	+1	ANA
	Mark Jankowski	PC	FR	C	6	2-1-3	0.50	2/4	0	0	0	0	-2	CGY
	Noel Acciari	PC	FR	C	6	1-2-3	0.50	2/4	0	0	0	0	E	
10	Jonathan Turk	UVM	FR	F	3	1-1-2	0.67	2/4	1	0	0	0	E	
	Ryan McGrath	UML	FR	F	5	1-1-2	0.40	3/6	0	0	0	0	-1	
	Ryan Belonger	NU	FR	F	5	1-1-2	0.40	0/0	0	0	0	0	+2	
	Colton Saucerman	NU	FR	D	5	1-1-2	0.40	5/10	0	0	0	0	E	
	Michael Matheson	BC	FR	D	5	0-2-2	0.40	5/10	0	0	0	0	+4	FLA
	Justin Hussar	MC	FR	F	5	0-2-2	0.40	1/2	0	0	0	0	-2	
	Cam Darcy	NU	FR	F	5	0-2-2	0.40	3/6	0	0	0	0	+1	
	Ben Hutton	ME	FR	D	7	0-2-2	0.29	0/0	0	0	0	0	+1	VAN
	Devin Shore	ME	FR	F	7	0-2-2	0.29	1/2	0	0	0	0	E	DAL

Hockey East Overall Scoring Leaders

Goal Scoring

				GP	G	GPG	
1	Mike Collins	MC	JR	F	6	4	0.67
	Ross Mauermann	PC	SO	F	6	4	0.67
3	Wade Megan	BU	SR	F	4	3	0.75
	Cason Hohmann	BU	SO	F	4	3	0.75
	Rocco Carzo	UM	SR	F	4	3	0.75
	Pat Mullane	BC	SR	F	5	3	0.60
	Steven Whitney	BC	SR	F	5	3	0.60
	Kevin Hayes	BC	JR	F	5	3	0.60
	Johnny Gaudreau	BC	SO	F	5	3	0.60
	Austin Block	UNH	SR	F	5	3	0.60
	John Henrion	UNH	SR	F	5	3	0.60
	Trevor van Riemsdyk	UNH	SO	D	5	3	0.60
	Quinn Gould	MC	SO	F	6	3	0.50
	Josh Myers	MC	SO	F	6	3	0.50
15	Stefan Demopoulos	PC	SO	F	2	2	1.00
	Danny O'Regan	BU	FR	F	4	2	0.50
	Darren Rowe	UM	SR	D	4	2	0.50
	Branden Gracel	UM	JR	F	4	2	0.50
	Bill Arnold	BC	JR	F	5	2	0.40
	Destry Straight	BC	SO	F	5	2	0.40
	Josh Holmstrom	UML	JR	F	5	2	0.40
	Dalton Speelman	UNH	JR	F	5	2	0.40
	Nick Sorkin	UNH	JR	F	5	2	0.40
	Joseph Manno	NU	SO	F	5	2	0.40
	Kevin Roy	NU	FR	F	5	2	0.40
	Rhett Bly	MC	JR	F	6	2	0.33
	Shane Luke	PC	SO	F	6	2	0.33
	John Gilmour	PC	FR	D	6	2	0.33
	Mark Jankowski	PC	FR	C	6	2	0.33
	Paul de Jersey	PC	FR	RW	6	2	0.33

Assist Scoring

				GP	A	APG	
1	Myles Harvey	PC	SR	D	6	7	1.17
2	Connor Hardowa	UNH	SR	D	5	6	1.20
3	Evan Rodrigues	BU	SO	F	4	5	1.25
	Pat Mullane	BC	SR	F	5	5	1.00
5	Johnny Gaudreau	BC	SO	F	5	4	0.80
	Teddy Doherty	BC	FR	D	5	4	0.80
	Kevin Goumas	UNH	JR	F	5	4	0.80
	Grayson Downing	UNH	SO	F	5	4	0.80
	Brendan Ellis	MC	JR	D	6	4	0.67
	Josh Myers	MC	SO	F	6	4	0.67
	Dan Kolomatis	MC	SO	D	6	4	0.67
12	Cason Hohmann	BU	SO	F	4	3	0.75
	Matt Grzelczyk	BU	FR	D	4	3	0.75
	Conor Sheary	UM	JR	F	4	3	0.75
	Kevin Hayes	BC	JR	F	5	3	0.60
	Bill Arnold	BC	JR	F	5	3	0.60
	John Heffernan	MC	SR	F	5	3	0.60
	Kyle Singleton	MC	SO	F	5	3	0.60
	Dalton Speelman	UNH	JR	F	5	3	0.60
	Casey Thrush	UNH	SO	F	5	3	0.60
	Jordan Heywood	MC	JR	D	6	3	0.50
	Mike Collins	MC	JR	F	6	3	0.50
	Connor Toomey	MC	SO	F	6	3	0.50
	Shane Luke	PC	SO	F	6	3	0.50
	John Gilmour	PC	FR	D	6	3	0.50
	Paul de Jersey	PC	FR	RW	6	3	0.50
	Steven McParland	PC	FR	RW	6	3	0.50

Power Play Goals

				GP	G	GPG	
1	Kevin Hayes	BC	JR	F	5	3	0.60
2	Steven Whitney	BC	SR	F	5	2	0.40
	Austin Block	UNH	SR	F	5	2	0.40
	Ross Mauermann	PC	SO	F	6	2	0.33
5	27 Players Tied With					1	

Power Play Points

				GP	G-A-P	PPG	
1	Conor Sheary	UM	JR	F	4	0-3-3	0.75
	Kevin Hayes	BC	JR	F	5	3-0-3	0.60
	Bill Arnold	BC	JR	F	5	0-3-3	0.60
	Teddy Doherty	BC	FR	D	5	0-3-3	0.60
	Mike Collins	MC	JR	F	6	1-2-3	0.50
	Connor Toomey	MC	SO	F	6	1-2-3	0.50
7	Nick Bruneteau	UVM	JR	D	3	1-1-2	0.67
	Jonathan Turk	UVM	FR	F	3	1-1-2	0.67
	Danny O'Regan	BU	FR	F	4	1-1-2	0.50
	Conor Allen	UM	JR	D	4	1-1-2	0.50
	Eric Knodel	UNH	JR	D	4	1-1-2	0.50
	Steven Whitney	BC	SR	F	5	2-0-2	0.40
	Austin Block	UNH	SR	F	5	2-0-2	0.40
	Derek Arnold	UML	JR	F	5	1-1-2	0.40
	Pat Mullane	BC	SR	F	5	0-2-2	0.40
	Johnny Gaudreau	BC	SO	F	5	0-2-2	0.40
	Chad Ruhwedel	UML	JR	D	5	0-2-2	0.40
	Kyle Singleton	MC	SO	F	5	0-2-2	0.40
	Kevin Goumas	UNH	JR	F	5	0-2-2	0.40
	Grayson Downing	UNH	SO	F	5	0-2-2	0.40
	Ross Mauermann	PC	SO	F	6	2-0-2	0.33
	Josh Myers	MC	SO	F	6	1-1-2	0.33

Shorthanded Goals

				GP	G	GPG	
1	Trevor van Riemsdyk	UNH	SO	D	5	1	0.20
	Robbie Vrolyk	NU	SR	F	5	1	0.20

Game-Winning Goals

				GP	G	GPG	
1	Johnny Gaudreau	BC	SO	F	5	2	0.40
	Kevin Roy	NU	FR	F	5	2	0.40
3	17 Players Tied With					1	

Plus-Minus

				GP	+/-	
1	Connor Hardowa	UNH	SR	D	5	+7
2	Cason Hohmann	BU	SO	F	4	+6
	Evan Rodrigues	BU	SO	F	4	+6
4	Wade Megan	BU	SR	F	4	+5
	Pat Mullane	BC	SR	F	5	+5
	Steven Whitney	BC	SR	F	5	+5
	Johnny Gaudreau	BC	SO	F	5	+5
	Steven McParland	PC	FR	RW	6	+5
9	Stefan Demopoulos	PC	SO	F	2	+4
	Patrick Wey	BC	SR	D	5	+4
	Michael Matheson	BC	FR	D	5	+4

Hat Tricks

				GP	HT

Hockey East Overall Goaltending Leaders

Goals Against Average

			GP	Minutes	GA	GAA	Record	SO	Saves	Save %	NHL	
1	Jon Gillies	PC	FR	6	347:59	10	1.72	3-2-1	1	150	.938	CGY
2	Matt O'Connor	BU	FR	4	205:17	6	1.75	3-0-0	0	103	.945	
3	Casey DeSmith	UNH	SO	5	304:51	9	1.77	4-0-1	1	121	.931	
4	Parker Milner	BC	SR	5	302:36	10	1.98	4-1-0	2	135	.931	
5	Kevin Boyle	UM	SO	2	119:00	4	2.02	1-1-0	0	56	.933	
6	Doug Carr	UML	JR	5	253:18	9	2.13	1-2-1	0	102	.919	
7	Sam Marotta	MC	JR	3	178:41	7	2.35	2-1-0	0	92	.929	
8	Brody Hoffman	UVM	FR	3	189:42	8	2.53	0-1-2	0	96	.923	
9	Chris Rawlings	NU	SR	4	206:40	9	2.61	2-1-0	0	98	.916	
10	Dan Sullivan	ME	JR	5	245:36	13	3.18	0-5-0	0	109	.893	
11	Rasmus Tirronen	MC	SO	3	181:37	11	3.63	0-2-1	0	79	.878	
12	Steve Mastalerz	UM	SO	2	122:51	9	4.40	0-2-0	0	57	.864	

Save Percentage

			GP	Minutes	GA	GAA	Record	SO	Saves	Save %	NHL	
1	Matt O'Connor	BU	FR	4	205:17	6	1.75	3-0-0	0	103	.945	
2	Jon Gillies	PC	FR	6	347:59	10	1.72	3-2-1	1	150	.938	CGY
3	Kevin Boyle	UM	SO	2	119:00	4	2.02	1-1-0	0	56	.933	
4	Parker Milner	BC	SR	5	302:36	10	1.98	4-1-0	2	135	.931	
5	Casey DeSmith	UNH	SO	5	304:51	9	1.77	4-0-1	1	121	.931	
6	Sam Marotta	MC	JR	3	178:41	7	2.35	2-1-0	0	92	.929	
7	Brody Hoffman	UVM	FR	3	189:42	8	2.53	0-1-2	0	96	.923	
8	Doug Carr	UML	JR	5	253:18	9	2.13	1-2-1	0	102	.919	
9	Chris Rawlings	NU	SR	4	206:40	9	2.61	2-1-0	0	98	.916	
10	Dan Sullivan	ME	JR	5	245:36	13	3.18	0-5-0	0	109	.893	
11	Rasmus Tirronen	MC	SO	3	181:37	11	3.63	0-2-1	0	79	.878	
12	Steve Mastalerz	UM	SO	2	122:51	9	4.40	0-2-0	0	57	.864	

Saves

			GP	SVS/G	Saves
1	Jon Gillies	PC	FR	6	25.0
2	Parker Milner	BC	SR	5	27.0
3	Casey DeSmith	UNH	SO	5	24.2
4	Dan Sullivan	ME	JR	5	21.8
5	Matt O'Connor	BU	FR	4	25.8
6	Doug Carr	UML	JR	5	20.4
7	Chris Rawlings	NU	SR	4	24.5
8	Brody Hoffman	UVM	FR	3	32.0
9	Sam Marotta	MC	JR	3	30.7
10	Rasmus Tirronen	MC	SO	3	26.3
11	Bryan Mountain	NU	SR	2	31.0
12	Steve Mastalerz	UM	SO	2	28.5
13	Kevin Boyle	UM	SO	2	28.0
14	Matt Morris	ME	FR	3	10.7
15	Martin Ouellette	ME	JR	1	24.0
16	Connor Hellebuyck	UML	FR	1	23.0
17	Sean Maguire	BU	FR	1	10.0
	Russ Stein	PC	SR	1	10.0

Shutouts

			GP	Shutouts
1	Parker Milner	BC	SR	5
2	Bryan Mountain	NU	SR	2
	Casey DeSmith	UNH	SO	5
	Jon Gillies	PC	FR	6

Hockey East Overall Team Stats

TEAM OFFENSE



Team	Games	Goals	G/GM
1 New Hampshire	5	17	3.40
2 Providence	6	20	3.33
3 Boston University	4	13	3.25
4 Boston College	5	16	3.20
5 Merrimack	6	19	3.17
6 Massachusetts	4	12	3.00
7 Northeastern	5	10	2.00
Vermont	3	6	2.00
9 UMass Lowell	5	8	1.60
10 Maine	7	8	1.14

TEAM DEFENSE



Team	Games	Goals	G/GM
1 New Hampshire	5	9	1.80
2 Boston College	5	10	2.00
Northeastern	5	10	2.00
4 Providence	6	13	2.17
5 Boston University	4	10	2.50
6 UMass Lowell	5	14	2.80
7 Vermont	3	9	3.00
8 Maine	7	22	3.14
9 Merrimack	6	19	3.17
10 Massachusetts	4	14	3.50

POWER PLAY



Team	Totals	SHA	PP %
1 Boston College	6/17	0	35.3
2 New Hampshire	5/20	1	25.0
3 Merrimack	6/29	3	20.7
4 Massachusetts	5/26	0	19.2
5 Boston University	3/16	0	18.8
6 Vermont	2/11	0	18.2
7 Providence	4/24	0	16.7
8 UMass Lowell	3/19	0	15.8
9 Northeastern	1/23	0	4.3
10 Maine	1/36	1	2.8

PENALTY KILL



Team	Totals	SHF	PK %
1 New Hampshire	16/17	1	94.1
2 Providence	22/24	0	91.7
3 Boston College	28/31	0	90.3
4 Maine	29/34	0	85.3
5 Boston University	17/20	0	85.0
6 Massachusetts	17/21	0	81.0
7 Merrimack	22/29	0	75.9
8 Northeastern	15/21	1	71.4
9 UMass Lowell	11/16	0	68.8
10 Vermont	7/11	0	63.6

PENALTY MINUTES



Team	Games	PIM	PIM/G
1 Massachusetts	4	63	15.8
2 Boston College	5	77	15.4
3 Maine	7	97	13.9
4 Northeastern	5	64	12.8
5 Boston University	4	50	12.5
6 New Hampshire	5	57	11.4
7 Merrimack	6	68	11.3
8 UMass Lowell	5	55	11.0
9 Providence	6	60	10.0
Vermont	3	30	10.0

SHOTS ON GOAL



Team	Games	SOG	SOG/G
1 Providence	6	220	36.7
2 UMass Lowell	5	182	36.4
3 New Hampshire	5	174	34.8
4 Maine	7	230	32.9
5 Massachusetts	4	129	32.2
6 Vermont	3	94	31.3
7 Merrimack	6	186	31.0
8 Boston College	5	150	30.0
9 Boston University	4	119	29.8
10 Northeastern	5	144	28.8

SCORING BY PERIOD



Team	1st	2nd	3rd	OT	Total
1 Providence	7	7	6	0	20
2 Merrimack	3	6	10	0	19
3 New Hampshire	6	6	5	0	17
4 Boston College	5	4	6	1	16
5 Boston University	2	6	5	-	13
6 Massachusetts	4	4	4	0	12
7 Northeastern	8	0	2	0	10
8 Maine	2	3	3	-	8
UMass Lowell	2	3	3	0	8
10 Vermont	1	3	2	0	6

GOALS ALLOWED BY PERIOD



Team	1st	2nd	3rd	OT	Total
1 New Hampshire	5	3	1	0	9
Vermont	2	3	4	0	9
3 Boston College	3	4	3	0	10
Boston University	4	5	1	-	10
Northeastern	4	5	1	0	10
6 Providence	4	4	4	1	13
7 Massachusetts	1	4	8	1	14
UMass Lowell	2	6	6	0	14
9 Merrimack	7	8	4	0	19
10 Maine	7	6	9	-	22

SPECIAL TEAMS NET



Team	PPF	SHA	PP NET	PPA	SHF	SH NET	ST NET
1 New Hampshire	5	1	+4	1	1	0	+4
2 Boston College	6	0	+6	3	0	-3	+3
3 Providence	4	0	+4	2	0	-2	+2
4 Massachusetts	5	0	+5	4	0	-4	+1
5 Boston University	3	0	+3	3	0	-3	0
6 UMass Lowell	3	0	+3	5	0	-5	-2
Vermont	2	0	+2	4	0	-4	-2
8 Merrimack	6	3	+3	7	0	-7	-4
Northeastern	1	0	+1	6	1	-5	-4
10 Maine	1	1	0	5	0	-5	-5



Hockey East Conference Scoring Leaders

Scoring

				GP	G-A-P	PPG	PIM	PP	SH	GW	HT	+/-	NHL	
1	Pat Mullane	BC	SR	F	5	3-5-8	1.60	3/17	0	0	0	0	+5	
2	Johnny Gaudreau	BC	SO	F	5	3-4-7	1.40	0/0	0	0	2	0	+5	CGY
3	Cason Hohmann	BU	SO	F	4	3-3-6	1.50	0/0	1	0	1	0	+6	
	Kevin Hayes	BC	JR	F	5	3-3-6	1.20	2/4	3	0	1	0	+2	CHI
5	Mike Collins	MC	JR	F	3	2-3-5	1.67	1/2	1	0	0	0	E	
	Evan Rodrigues	BU	SO	F	4	0-5-5	1.25	2/4	0	0	0	0	+6	
	Steven Whitney	BC	SR	F	5	3-2-5	1.00	3/6	2	0	1	0	+5	
	Bill Arnold	BC	JR	F	5	2-3-5	1.00	3/6	0	0	0	0	+3	CGY
9	Wade Megan	BU	SR	F	4	3-1-4	1.00	2/4	0	0	0	0	+5	FLA
	Danny O'Regan	BU	FR	F	4	2-2-4	1.00	0/0	1	0	1	0	+1	SJS
	Teddy Doherty	BC	FR	D	5	0-4-4	0.80	4/8	0	0	0	0	+2	
12	Kyle Singleton	MC	SO	F	2	0-3-3	1.50	0/0	0	0	0	0	E	
	Rocco Carzo	UM	SR	F	3	3-0-3	1.00	0/0	0	0	0	0	-3	
	Rhett Bly	MC	JR	F	3	1-2-3	1.00	2/4	0	0	0	0	+1	
	Josh Myers	MC	SO	F	3	1-2-3	1.00	0/0	1	0	0	0	E	
	Connor Toomey	MC	SO	F	3	1-2-3	1.00	3/6	1	0	0	0	E	
	Kevin Goumas	UNH	JR	F	3	1-2-3	1.00	1/2	0	0	0	0	-1	
	Shane Luke	PC	SO	F	3	1-2-3	1.00	0/0	0	0	0	0	E	
	Paul de Jersey	PC	FR	RW	3	1-2-3	1.00	0/0	0	0	0	0	+1	
	Conor Sheary	UM	JR	F	3	0-3-3	1.00	0/0	0	0	0	0	-3	
	Brendan Ellis	MC	JR	D	3	0-3-3	1.00	1/2	0	0	0	0	+1	
	Myles Harvey	PC	SR	D	3	0-3-3	1.00	0/0	0	0	0	0	-2	
	Garrett Noonan	BU	JR	D	4	1-2-3	0.75	2/4	0	0	0	0	+3	NSH
	Matt Grzelcyk	BU	FR	D	4	0-3-3	0.75	3/6	0	0	0	0	+2	BOS
	Joseph Manno	NU	SO	F	5	2-1-3	0.60	1/2	0	0	0	0	E	
	Kevin Roy	NU	FR	F	5	2-1-3	0.60	1/2	1	0	2	0	+1	ANA

Defenseman Scoring

				GP	G-A-P	PPG	PIM	PP	SH	GW	HT	+/-	NHL	
1	Teddy Doherty	BC	FR	D	5	0-4-4	0.80	4/8	0	0	0	0	+2	
2	Brendan Ellis	MC	JR	D	3	0-3-3	1.00	1/2	0	0	0	0	+1	
	Myles Harvey	PC	SR	D	3	0-3-3	1.00	0/0	0	0	0	0	-2	
	Garrett Noonan	BU	JR	D	4	1-2-3	0.75	2/4	0	0	0	0	+3	NSH
	Matt Grzelcyk	BU	FR	D	4	0-3-3	0.75	3/6	0	0	0	0	+2	BOS
6	Conor Allen	UM	JR	D	3	1-1-2	0.67	2/4	1	0	0	0	-6	
	Jordan Heywood	MC	JR	D	3	1-1-2	0.67	2/4	0	0	1	0	-1	
	John Gilmour	PC	FR	D	3	1-1-2	0.67	2/4	1	0	0	0	+1	
	Nick Bruneteau	UVM	JR	D	3	1-1-2	0.67	1/2	1	0	0	0	-2	
	Connor Hardowa	UNH	SR	D	3	0-2-2	0.67	0/0	0	0	0	0	+2	
	Alexx Privitera	BU	SO	D	4	0-2-2	0.50	3/6	0	0	0	0	+1	
	Colton Saucerman	NU	FR	D	5	1-1-2	0.40	5/10	0	0	0	0	E	
	Patrick Wey	BC	SR	D	5	0-2-2	0.40	4/8	0	0	0	0	+4	WSH
	Patch Alber	BC	SR	D	5	0-2-2	0.40	2/4	0	0	0	0	+3	
	Michael Matheson	BC	FR	D	5	0-2-2	0.40	5/10	0	0	0	0	+4	FLA

Freshman Scoring

				GP	G-A-P	PPG	PIM	PP	SH	GW	HT	+/-	NHL	
1	Danny O'Regan	BU	FR	F	4	2-2-4	1.00	0/0	1	0	1	0	+1	SJS
	Teddy Doherty	BC	FR	D	5	0-4-4	0.80	4/8	0	0	0	0	+2	
3	Paul de Jersey	PC	FR	RW	3	1-2-3	1.00	0/0	0	0	0	0	+1	
	Matt Grzelcyk	BU	FR	D	4	0-3-3	0.75	3/6	0	0	0	0	+2	BOS
	Kevin Roy	NU	FR	F	5	2-1-3	0.60	1/2	1	0	2	0	+1	ANA
6	John Gilmour	PC	FR	D	3	1-1-2	0.67	2/4	1	0	0	0	+1	
	Jonathan Turk	UVM	FR	F	3	1-1-2	0.67	2/4	1	0	0	0	E	
	Ryan Belonger	NU	FR	F	5	1-1-2	0.40	0/0	0	0	0	0	+2	
	Colton Saucerman	NU	FR	D	5	1-1-2	0.40	5/10	0	0	0	0	E	
	Michael Matheson	BC	FR	D	5	0-2-2	0.40	5/10	0	0	0	0	+4	FLA
	Cam Darcy	NU	FR	F	5	0-2-2	0.40	3/6	0	0	0	0	+1	
12	15 Players Tied With					1 Points								

Hockey East Conference Scoring Leaders

Goal Scoring

				GP	G	GPG	
1	Rocco Carzo	UM	SR	F	3	3	1.00
	Wade Megan	BU	SR	F	4	3	0.75
	Cason Hohmann	BU	SO	F	4	3	0.75
	Pat Mullane	BC	SR	F	5	3	0.60
	Steven Whitney	BC	SR	F	5	3	0.60
	Kevin Hayes	BC	JR	F	5	3	0.60
	Johnny Gaudreau	BC	SO	F	5	3	0.60
8	Mike Collins	MC	JR	F	3	2	0.67
	Quinn Gould	MC	SO	F	3	2	0.67
	John Henrion	UNH	SR	F	3	2	0.67
	Ross Mauermann	PC	SO	F	3	2	0.67
	Danny O'Regan	BU	FR	F	4	2	0.50
	Bill Arnold	BC	JR	F	5	2	0.40
	Destry Straight	BC	SO	F	5	2	0.40
	Joseph Manno	NU	SO	F	5	2	0.40
	Kevin Roy	NU	FR	F	5	2	0.40

Assist Scoring

				GP	A	APG	
1	Evan Rodrigues	BU	SO	F	4	5	1.25
	Pat Mullane	BC	SR	F	5	5	1.00
3	Johnny Gaudreau	BC	SO	F	5	4	0.80
	Teddy Doherty	BC	FR	D	5	4	0.80
5	Kyle Singleton	MC	SO	F	2	3	1.50
	Conor Sheary	UM	JR	F	3	3	1.00
	Mike Collins	MC	JR	F	3	3	1.00
	Brendan Ellis	MC	JR	D	3	3	1.00
	Myles Harvey	PC	SR	D	3	3	1.00
	Cason Hohmann	BU	SO	F	4	3	0.75
	Matt Grzelcyk	BU	FR	D	4	3	0.75
	Kevin Hayes	BC	JR	F	5	3	0.60
	Bill Arnold	BC	JR	F	5	3	0.60
14	Rhett Bly	MC	JR	F	3	2	0.67
	Josh Myers	MC	SO	F	3	2	0.67
	Connor Toomey	MC	SO	F	3	2	0.67
	Connor Hardowa	UNH	SR	D	3	2	0.67
	Kevin Goumas	UNH	JR	F	3	2	0.67
	Casey Thrush	UNH	SO	F	3	2	0.67
	Tim Schaller	PC	SR	F	3	2	0.67
	Shane Luke	PC	SO	F	3	2	0.67
	Paul de Jersey	PC	FR	RW	3	2	0.67
	Kyle Reynolds	UVM	SO	F	3	2	0.67
	Garrett Noonan	BU	JR	D	4	2	0.50
	Alexx Privitera	BU	SO	D	4	2	0.50
	Danny O'Regan	BU	FR	F	4	2	0.50
	Patrick Wey	BC	SR	D	5	2	0.40
	Steven Whitney	BC	SR	F	5	2	0.40
	Patch Alber	BC	SR	D	5	2	0.40
	Michael Matheson	BC	FR	D	5	2	0.40
	Cody Ferriero	NU	JR	F	5	2	0.40
	Adam Reid	NU	SO	F	5	2	0.40
	Vinny Saponari	NU	SR	F	5	2	0.40
	Cam Darcy	NU	FR	F	5	2	0.40

Power Play Goals

				GP	G	GPG	
1	Kevin Hayes	BC	JR	F	5	3	0.60
2	Steven Whitney	BC	SR	F	5	2	0.40
3	23 Players Tied With					1	

Power Play Points

				GP	G-A-P	PPG	
1	Mike Collins	MC	JR	F	3	1-2-3	1.00
	Connor Toomey	MC	SO	F	3	1-2-3	1.00
	Conor Sheary	UM	JR	F	3	0-3-3	1.00
	Kevin Hayes	BC	JR	F	5	3-0-3	0.60
	Bill Arnold	BC	JR	F	5	0-3-3	0.60
	Teddy Doherty	BC	FR	D	5	0-3-3	0.60
7	Kyle Singleton	MC	SO	F	2	0-2-2	1.00
	Conor Allen	UM	JR	D	3	1-1-2	0.67
	Josh Myers	MC	SO	F	3	1-1-2	0.67
	Nick Bruneteau	UVM	JR	D	3	1-1-2	0.67
	Jonathan Turk	UVM	FR	F	3	1-1-2	0.67
	Kevin Goumas	UNH	JR	F	3	0-2-2	0.67
	Danny O'Regan	BU	FR	F	4	1-1-2	0.50
	Steven Whitney	BC	SR	F	5	2-0-2	0.40
	Pat Mullane	BC	SR	F	5	0-2-2	0.40
	Johnny Gaudreau	BC	SO	F	5	0-2-2	0.40

Shorthanded Goals

				GP	G	GPG	
1	Robbie Vrolyk	NU	SR	F	5	1	0.20

Game-Winning Goals

				GP	G	GPG	
1	Johnny Gaudreau	BC	SO	F	5	2	0.40
	Kevin Roy	NU	FR	F	5	2	0.40
3	Jordan Heywood	MC	JR	D	3	1	0.33
	John Henrion	UNH	SR	F	3	1	0.33
	Nick Sorkin	UNH	JR	F	3	1	0.33
	Ross Mauermann	PC	SO	F	3	1	0.33
	Steven McParland	PC	FR	RW	3	1	0.33
	Sean Escobedo	BU	SR	D	4	1	0.25
	Cason Hohmann	BU	SO	F	4	1	0.25
	Danny O'Regan	BU	FR	F	4	1	0.25
	Steven Whitney	BC	SR	F	5	1	0.20
	Kevin Hayes	BC	JR	F	5	1	0.20

Plus-Minus

				GP	+/-	
1	Cason Hohmann	BU	SO	F	4	+6
	Evan Rodrigues	BU	SO	F	4	+6
3	Wade Megan	BU	SR	F	4	+5
	Pat Mullane	BC	SR	F	5	+5

Hat Tricks

				GP	HT

Hockey East Conference Goaltending Leaders

Goals Against Average

			GP	Minutes	GA	GAA	Record	SO	Saves	Save %	NHL	
1	Casey DeSmith	UNH	SO	3	185:00	4	1.30	2-0-1	1	76	.950	
2	Jon Gillies	PC	FR	3	179:57	5	1.67	2-1-0	1	83	.943	CGY
3	Matt O'Connor	BU	FR	4	205:17	6	1.75	3-0-0	0	103	.945	
4	Parker Milner	BC	SR	5	302:36	10	1.98	4-1-0	2	135	.931	
5	Rasmus Tirronen	MC	SO	2	124:10	5	2.42	0-1-1	0	61	.924	
6	Brody Hoffman	UVM	FR	3	189:42	8	2.53	0-1-2	0	96	.923	
7	Chris Rawlings	NU	SR	4	206:40	9	2.61	2-1-0	0	98	.916	
8	Doug Carr	UML	JR	3	183:42	8	2.61	0-2-1	0	70	.897	
9	Dan Sullivan	ME	JR	1	60:00	3	3.00	0-1-0	0	39	.929	
10	Martin Ouellette	ME	JR	1	58:52	3	3.06	0-1-0	0	24	.889	CLB
11	Steve Mastalerz	UM	SO	2	122:51	9	4.40	0-2-0	0	57	.864	

Save Percentage

			GP	Minutes	GA	GAA	Record	SO	Saves	Save %	NHL	
1	Casey DeSmith	UNH	SO	3	185:00	4	1.30	2-0-1	1	76	.950	
2	Matt O'Connor	BU	FR	4	205:17	6	1.75	3-0-0	0	103	.945	
3	Jon Gillies	PC	FR	3	179:57	5	1.67	2-1-0	1	83	.943	CGY
4	Parker Milner	BC	SR	5	302:36	10	1.98	4-1-0	2	135	.931	
5	Dan Sullivan	ME	JR	1	60:00	3	3.00	0-1-0	0	39	.929	
6	Rasmus Tirronen	MC	SO	2	124:10	5	2.42	0-1-1	0	61	.924	
7	Brody Hoffman	UVM	FR	3	189:42	8	2.53	0-1-2	0	96	.923	
8	Chris Rawlings	NU	SR	4	206:40	9	2.61	2-1-0	0	98	.916	
9	Doug Carr	UML	JR	3	183:42	8	2.61	0-2-1	0	70	.897	
10	Martin Ouellette	ME	JR	1	58:52	3	3.06	0-1-0	0	24	.889	CLB
11	Steve Mastalerz	UM	SO	2	122:51	9	4.40	0-2-0	0	57	.864	

Saves

			GP	SVS/G	Saves
1	Parker Milner	BC	SR	5	27.0
2	Matt O'Connor	BU	FR	4	25.8
3	Chris Rawlings	NU	SR	4	24.5
4	Brody Hoffman	UVM	FR	3	32.0
5	Jon Gillies	PC	FR	3	27.7
6	Casey DeSmith	UNH	SO	3	25.3
7	Doug Carr	UML	JR	3	23.3
8	Bryan Mountain	NU	SR	2	31.0
9	Rasmus Tirronen	MC	SO	2	30.5
10	Steve Mastalerz	UM	SO	2	28.5
11	Dan Sullivan	ME	JR	1	39.0
12	Kevin Boyle	UM	SO	1	32.0
13	Sam Marotta	MC	JR	1	29.0
14	Martin Ouellette	ME	JR	1	24.0
15	Sean Maguire	BU	FR	1	10.0

Shutouts

			GP	Shutouts
1	Parker Milner	BC	SR	5
2	Bryan Mountain	NU	SR	2
	Casey DeSmith	UNH	SO	3
	Jon Gillies	PC	FR	3

Hockey East Conference Team Stats

TEAM OFFENSE



Team	Games	Goals	G/GM
1 Merrimack	3	10	3.33
2 Boston University	4	13	3.25
3 Boston College	5	16	3.20
4 Massachusetts	3	8	2.67
New Hampshire	3	8	2.67
Providence	3	8	2.67
7 Northeastern	5	10	2.00
Vermont	3	6	2.00
9 UMass Lowell	3	4	1.33
10 Maine	2	2	1.00

TEAM DEFENSE



Team	Games	Goals	G/GM
1 New Hampshire	3	4	1.33
2 Boston College	5	10	2.00
Northeastern	5	10	2.00
Providence	3	6	2.00
5 Boston University	4	10	2.50
6 UMass Lowell	3	8	2.67
7 Maine	2	6	3.00
Merrimack	3	9	3.00
Vermont	3	9	3.00
10 Massachusetts	3	13	4.33

POWER PLAY



Team	Totals	SHA	PP %
1 Boston College	6/17	0	35.3
2 Merrimack	5/16	1	31.2
3 New Hampshire	3/10	0	30.0
4 Boston University	3/16	0	18.8
Massachusetts	3/16	0	18.8
6 Vermont	2/11	0	18.2
7 UMass Lowell	2/15	0	13.3
Providence	2/15	0	13.3
9 Maine	1/10	0	10.0
10 Northeastern	1/23	0	4.3

PENALTY KILL



Team	Totals	SHF	PK %
1 New Hampshire	7/7	0	100.0
2 Providence	11/12	0	91.7
3 Boston College	28/31	0	90.3
4 Boston University	17/20	0	85.0
5 Maine	10/12	0	83.3
6 Massachusetts	10/13	0	76.9
7 Merrimack	9/12	0	75.0
8 Northeastern	15/21	1	71.4
9 UMass Lowell	7/10	0	70.0
10 Vermont	7/11	0	63.6

PENALTY MINUTES



Team	Games	PIM	PIM/G
1 Boston College	5	77	15.4
2 Massachusetts	3	39	13.0
3 Northeastern	5	64	12.8
4 Boston University	4	50	12.5
5 New Hampshire	3	37	12.3
6 Maine	2	24	12.0
7 UMass Lowell	3	33	11.0
8 Merrimack	3	32	10.7
9 Vermont	3	30	10.0
10 Providence	3	26	8.7

SHOTS ON GOAL



Team	Games	SOG	SOG/G
1 New Hampshire	3	106	35.3
2 UMass Lowell	3	105	35.0
3 Merrimack	3	100	33.3
4 Providence	3	97	32.3
5 Vermont	3	94	31.3
6 Boston College	5	150	30.0
Massachusetts	3	90	30.0
8 Boston University	4	119	29.8
9 Northeastern	5	144	28.8
10 Maine	2	55	27.5

SCORING BY PERIOD



Team	1st	2nd	3rd	OT	Total
1 Boston College	5	4	6	1	16
2 Boston University	2	6	5	-	13
3 Merrimack	1	5	4	0	10
Northeastern	8	0	2	0	10
5 Massachusetts	2	4	2	0	8
New Hampshire	3	4	1	0	8
Providence	4	2	2	-	8
8 Vermont	1	3	2	0	6
9 UMass Lowell	1	2	1	0	4
10 Maine	1	0	1	-	2

GOALS ALLOWED BY PERIOD



Team	1st	2nd	3rd	OT	Total
1 New Hampshire	4	0	0	0	4
2 Maine	3	1	2	-	6
Providence	2	2	2	-	6
4 UMass Lowell	2	3	3	0	8
5 Merrimack	4	3	2	0	9
Vermont	2	3	4	0	9
7 Boston College	3	4	3	0	10
Boston University	4	5	1	-	10
Northeastern	4	5	1	0	10
10 Massachusetts	0	4	8	1	13

SPECIAL TEAMS NET



Team	PPF	SHA	PP NET	PPA	SHF	SH NET	ST NET
1 Boston College	6	0	+6	3	0	-3	+3
New Hampshire	3	0	+3	0	0	0	+3
3 Merrimack	5	1	+4	3	0	-3	+1
Providence	2	0	+2	1	0	-1	+1
5 Boston University	3	0	+3	3	0	-3	0
Massachusetts	3	0	+3	3	0	-3	0
7 Maine	1	0	+1	2	0	-2	-1
UMass Lowell	2	0	+2	3	0	-3	-1
9 Vermont	2	0	+2	4	0	-4	-2
10 Northeastern	1	0	+1	6	1	-5	-4

