




# MEN'S WEEKLY RELEASE

**Pete Souris**  
**Assistant Commissioner**  
**for Public Relations**  
**Hockey East Association**  
 591 North Ave – #2  
 Wakefield, MA 01880  
 Office: (781) 245-2122  
 Cell: (603) 512-1166  
 psouris@HockeyEastOnline.com

FOR IMMEDIATE RELEASE: MONDAY, FEBRUARY 13, 2012

WEEKLY RELEASE #18

## PROVIDENCE NOTCHES FOUR POINTS; UMASS EDGES NO. 2 BOSTON U. ~No. 7 UML shuts out No. 8 MC; No. 4 BC wins two; No. 12 Maine beats UML; UNH nets three pts~




### ATHLETIC REPUBLIC CO-PLAYER OF THE WEEK

**#7 MICHAEL PEREIRA, MASSACHUSETTS** (Sophomore Forward; West Haven, Conn.)

Pereira tallied five points (4g,1a) on the weekend, which included his second hat trick of the season on Saturday in the loss to Providence. He also notched a goal and an assist in the 3-2 victory vs. No. 2 BU on Friday.




Pereira notched eight shots on goal in two games for the Minutemen.



### ATHLETIC REPUBLIC CO-PLAYER OF THE WEEK

**#11 TIM SCHALLER, PROVIDENCE COLLEGE** (Junior Forward; Merrimack, N.H.)


Schaller had a four-point week, with one goal and one assist in each win over No. 12 Maine and UMass. He scored the game winner vs. Maine on Friday night at Schneider Arena and he finished the week with 10 shots on goal.



### PRO AMBITIONS ROOKIE OF THE WEEK

**#13 JOHNNY GAUDREAU, BOSTON COLLEGE** (Freshman Forward; Carneys Point, N.J.)

Gaudreau registered six points (4g,2a) in two victories; scored twice and tallied one assist in each win against Northeastern on Monday and Vermont on Friday. He posted nine shots on goal with a +5 rating on the week for the Eagles.



### HOCKEY EAST DEFENSIVE PLAYER OF THE WEEK

**#31 DOUG CARR, UMASS-LOWELL** (Sophomore Goaltender; Hanover, Mass.)

Carr stopped 63-of-65 shots (.969) with a 1.01 GAA in a weekend split against No. 8 Merrimack and No. 12 Maine. Carr posted his fourth shutout his career on Friday with 31 saves against No. 8 Merrimack at the Tsongas Center and followed that up with a 32-save effort in the 2-1 loss to No. 8 Maine on Saturday.

### HOCKEY EAST TEAM OF THE WEEK



#### PROVIDENCE COLLEGE FRIARS

The Friars were one of two Hockey East teams to pickup two victories on the week. PC opened the weekend with a 4-3 home win vs. No. 12 Maine at Schneider Arena and followed that up with a 5-4 road win at Massachusetts on Saturday night.

## 2011-2012 HEA STANDINGS

Rk.	Team	GP	W	L	T	Pts	Overall	Conf. Off.	Conf. Def.
1.	UMass-Lowell	21	14	7	0	28	19-8-0	3.40 (69)	2.35 (49)
2.	Boston College	21	13	7	1	27	18-10-1	3.38 (71)	2.67 (56)
	Boston University	21	13	7	1	27	17-9-1	3.57 (75)	2.52 (53)
4.	Merrimack	21	11	6	4	26	15-7-6	2.65 (54)	2.30 (47)
	Maine	22	12	8	2	26	17-9-3	3.38 (73)	3.19 (68)
6.	Providence	21	10	10	1	21	12-14-2	2.85 (62)	3.15 (67)
	New Hampshire	22	9	11	2	20	12-14-3	2.62 (56)	2.86 (61)
8.	Massachusetts	21	6	11	4	16	10-13-5	2.85 (61)	3.35 (72)
	Northeastern	21	7	12	2	16	11-13-3	2.76 (58)	2.90 (61)
10.	Vermont	21	2	18	1	5	5-22-1	2.19 (46)	4.33 (91)

### RECENT RESULTS

#### Monday, February 6

60th annual Beanpot Tournament  
 (at TD Garden, Boston, Mass.)  
 No. 2 Boston University 3 vs. Harvard 1  
 No. 4 Boston College 7 vs. Northeastern 1

#### Friday, February 10

Massachusetts 3 at No. 2 Boston U. 2 \*  
 at No. 7 UMass-Lowell 3, No. 8 Merrimack 0 \*  
 at UNH 3, Northeastern 2 \*  
 at Providence 4, No. 12 Maine 3 \*  
 No. 4 Boston College 6 at Vermont 1 \*

#### Saturday, February 11

Providence 5 at Massachusetts 4 \*  
 No. 12 Maine 2 at No. 7 UMass-Lowell 1 \*  
 UNH 1 at No. 8 Merrimack 1 (OT) \*

### UPCOMING GAMES

#### Monday, February 13

60th annual Beanpot Tournament  
 Harvard vs. Northeastern (4:30pm)  
 Boston College vs. Boston U. (7:30pm, NESN)

#### Friday, February 17

Merrimack at Boston College \*  
 Massachusetts at Maine \* (WABI/CW)  
 Boston U. at UMass-Lowell \*  
 Vermont at UNH \* (WBIN-TV)  
 Providence at Northeastern \*

#### Saturday, February 18

UMass-Lowell at Boston U. \* (7:30pm, NESN)  
 Massachusetts at Maine \*  
 Boston College at Merrimack \*  
 Vermont at UNH \*  
 Providence at Northeastern \*

ALL TIMES EST, 7PM, unless noted  
 \* denotes conference game

## The 28th ANNUAL HOCKEY EAST CHAMPIONSHIP TOURNAMENT MARCH 16-17, 2012



TICKETS ARE ONSALE NOW  
 at the TD Garden Box Office,  
 at www.ticketmaster.com or  
 by calling 800-745-3000

## HOCKEY EAST WEEKLY TOP PERFORMERS

**Spencer Abbott, Maine (Sr., F, Hamilton, Ont.)** Had a goal and an assist against Providence.  
**Derek Arnold, UML (F, So., Foxboro, Mass.)** Scored two goals, including the game-winner against #8 Merrimack in the weekend split.  
**Kyle Beattie, Maine (Jr., F, Avondale, Ariz.)** Had a goal and an assist in Maine's 2-1 win over UMass Lowell on Saturday night.  
**Alex Beaudry, PC (Fr., G, Cumberland, Ont.)** Totaled 58 saves in wins over #12 Maine and UMass, including 32 stops at UMass.  
**Matt Bergland, PC (Sr., F, Faribault, Minn.)** Notched two goals and one assist in a win vs. #12 Maine. Had one assist at UMass.  
**Austin Block, UNH (Jr., F, Thousand Oaks, Calif.)** Scored a career-high two goals in a 3-2 win over NU. He registered six shots on net in two games.  
**Joe Cannata, MC (Sr., G, Wakefield, Mass.)** Stopped 79 of 82 shots this weekend, including 40 saves in a 1-1 tie with UNH on Saturday.  
**Alex Chiasson, BU (Jr., F, St. Augustin, Que.)** Recorded a goal and an assist in the Terriers' loss vs. UMass and added an assist in Beanpot semifinal.  
**Casey DeSmith, UNH (Fr., G, Rochester, N.H.)** Stopped 58-of-61 shots (.950) with a 1.44 GAA in UNH's three-point weekend.  
**Joel Hanley, UMass (So., D, Keswick, Ont.)** Posted a goal and two assists on the weekend in the win at No. 1 Boston University and loss to PC.  
**Shane Luke, PC (Fr., F, Dauphin, Man.)** Scored one goal in each win over #12 Maine and UMass.  
**Matt Mangene, Maine (Jr., F, Miller Place, N.Y.)** Scored two goals and added two assists in Maine's 1-1 weekend.  
**Colin Markison, UVM (Fr., F, Princeton, N.J.)** Netted his sixth goal of the season against No. 4 Boston College on Friday night.  
**Mike McLaughlin, NU (Sr., F, Seaforth, Ont.)** Tallied his fourth multi-point game of the season with an extra attacker goal and an assist.  
**Wade Megan, BU (Jr., F, Canton, N.Y.)** Scored two goals, including the game-winner, in BU's 3-1 victory over Harvard in the Beanpot semifinals.  
**Kieran Millan, BU (Sr., G, Edmonton, Alta.)** Stopped 29 of 30 shots in BU's 3-1 triumph over Harvard and recorded 34 saves in a 3-2 loss to UMass.  
**Parker Milner, BC (Jr., G, Pittsburgh, Pa.)** Notched a .956 save percentage (43-of-45) in backstopping BC to two wins.  
**Pat Mullane, BC (Jr., F, Wallingford, Conn.)** Recorded five assists in two games and matched a career-high with three assists in a 6-1 win at UVM.  
**Matt Nieto, BU (So., F, Long Beach, Calif.)** Scored the first goal Beanpot in BU's 3-1 win over Harvard and had two assists vs. UMass on Friday.  
**Dan Sullivan, Maine (So., G, York, Pa.)** Finished the week 1-1 with a 2.55 GAA and a .926 save percentage.  
**Steven Whitney, BC (Jr., F, Reading, Mass.)** Scored two shorthanded goals and tallied one assist in a 7-1 win over Northeastern in the Beanpot.  
**Robbie Vrolyk, NU (Jr., F, Boylston, Mass.)** Scored his fourth goal in three games 30 seconds into the game at UNH on Friday night.  
**Riley Wetmore, UML (Jr., F, Swanton, Vt.)** Recorded three points (1g,2a) and a +2 rating in the weekend split with Merrimack and Maine.

### NESN ANNOUNCED THE SECOND FLEX GAME OF THE SEASON ON SATURDAY



**MATCHUP: SATURDAY, FEB. 25TH**  
**PROVIDENCE AT BOSTON COLLEGE**  
**COVERAGE BEGINS AT 3PM**

**THE FINAL FLEX GAME WILL BE ANNOUNCED ON FEB. 18TH**



**ATHLETIC REPUBLIC**

### ARMY ROTC THREE STARS AWARD

At the conclusion of each Hockey East game, the "Army ROTC Three Stars of The Game" are selected. Here are the 2011-2012 season leaders to date:

Rk.	Name, School	Cl.	Pos.
1.	Kieran Millan, BU	Sr.	G
2.	Chris Kreider, BC	Jr.	F
3.	Joe Cannata, MC	Sr.	G
4.	Doug Carr, UML	So.	G
5.	Scott Wilson, UML	Fr.	F
	Wade Megan, BU	Jr.	F
6.	Joey Diamond, Maine	Jr.	F
	Chris Rawlings, NU	Jr.	G



**ARMY ROTC**

### CAREER FIRSTS/MILESTONES/WHO'S HOT?

#### **JOE CANNATA, MC (WAKEFIELD, MASS.)**

Became the program's all-time leader in minutes played

#### **CASEY DESMITH, UNH (ROCHESTER, N.H.)**

Is 3-0-1 with a 1.46 GAA and a .956 save percentage in February

#### **ALEX CHIASSON, BU (ST. AUGUSTIN, QUE.)**

Notched his 50th career assist on Friday against UMass

#### **ROSS GAUDET, BU (BURLINGTON, MASS.)**

Played in his 100th collegiate game on Friday vs. UMass

#### **JOEL HANLEY, UMASS (KESWICK, ONT.)**

Has 16 points (3g,13a) over the last 15 games

#### **MATT MANGENE, MAINE (MILLER PLACE, N.Y.)**

Has scored a goal in five straight games

#### **UMASS-LOWELL RIVER HAWKS**

Broke its mark for the longest home winning streak (10-0-0) in Tsongas Center history on Friday night vs. Merrimack

#### **WADE MEGAN, BU (CANTON, N.Y.)**

Played in his 100th collegiate game on Monday at the Beanpot

#### **STEVIE MOSES, UNH (LEOMINSTER, MASS.)**

Became the third Wildcat in as many seasons to have 20-plus goals in a season

#### **MICHAEL PEREIRA, UMASS (WEST HAVEN, CONN.)**

Is the first UMass player to post two or more hat tricks in a season since 1993-94

#### **KYLE REYNOLDS, UVM (SYLVAN LAKE, ALTA.)**

Has seven points (3g,4a) in his last five games

#### **QUINN SMITH, BC (FAIRFIELD, CONN.)**

Posted his first collegiate goal at Vermont on Friday

#### **SEBASTIAN STÅLBERG, UVM (GOTHENBURG, SWEDEN)**

Played in his 100th career game on Friday vs. BC

#### **JEFF VELLECA, MC (WATERBURY, CONN.)**

Played in his 100th career game Friday at UMass-Lowell

#### **SCOTT WILSON, UML (OAKVILLE, ONT.)**

Is second among NCAA rookies in points per game (1.08)

#### **JERRY YORK, BOSTON COLLEGE**

Captured his 897th and 898th career victories last week. He enters Monday's Beanpot championship two wins shy of joining Ron Mason as the only two coaches in college hockey history to reach 900 career victories



## TEAM NOTES

**BOSTON COLLEGE:** Boston College will be playing for its third straight Beanpot crown, its fourth in the last five years and 17th overall on Monday against Boston University...BC finished 4-for-7 on the power play in the last two games (57.1 percent) and has at least one power play goal in six straight contests during which the team is 9-for-23 with a man advantage (39.1 percent)...Steven Whitney scored two shorthanded goals against Northeastern (a BC first since Nathan Gerbe against BU on Nov. 30, 2007), marking the 9th and 10th shorthanded goals for BC this winter; the team is one shy of the nation's lead in that category. Whitney and junior Chris Kreider have each scored three shorthanded goals this season while Barry Almeida has four shorthanded points (2g, 2a) in 2011-12. Kreider scored twice and tallied one assist at Vermont (Feb. 10) and now has four goals and eight points in the last four games...Senior Barry Almeida has seven goals and nine points in the last six games...Patrick Wey tallied a team-high +7 rating last week in two games.

**BOSTON UNIVERSITY:** The Terriers are trying to avoid going three straight years with a Beanpot title since 1983-85...Kieran Millan became the first BU goaltender to earn seven starts in the Beanpot...BU's senior class is an even 7-7-1 in its 15 meetings with BC...Since 1990, BU is 63-22-4 (.730) in games with an attendance of 10,000 or more...BU and Michigan are the only two teams in the country which have yet to allow a shorthanded goal this season...Since the turn of the new year, junior Alex Chiasson has tallied a point in nine of 10 contests with a total of 15 points (6g, 9a) and has committed just one penalty after earning a team-high 45 penalty minutes in the 2011 portion of the season...Sophomore Garrett Noonan (Norfolk, Mass.) is tied for second in Hockey East with a +16 rating...The Terriers have scored at least one power-play goal in each of their last 10 games...Senior Chris Connolly (Duluth, Minn.) has 81 career assists and since 2000, the only Terriers to have higher assist totals are Chris Higgins (84) and Pete MacArthur (83)...BU is 8-1 in its nine road games since falling at UMass Lowell, 7-1, on Oct. 5.

**MAINE:** Maine split a pair of games on the weekend falling to Providence, before rebounding to defeat #7 UMass Lowell 2-1 on Saturday night...Seven of Maine's last 10 games have been played against teams in the top seven in the nation...Maine is 5-1-1 in those games...Matt Mangene, who has goals in five straight games, had a hand in four of Maine's five goals on the weekend. He scored his team-leading fourth game-winning goal on Saturday night at UMass Lowell...Maine saw its streak of 19 games scoring at least one power play goal come to an end on Friday night when it finished 0-for-3 with the man advantage...The Black Bears scored the game-winning goal on the power play on Saturday night and finished the game 1-for-2 with the man advantage...Maine has not allowed a power play goal in four straight games, killing off 15 straight opponent power plays...Maine was whistled for just two penalties for four minutes in each game over the weekend...Maine won for the first time on Saturday night when scoring two goals or less this season.

**MASSACHUSETTS:** For the first time in program history, UMass picked up a win against a No. 1 ranked team on the road when it defeated Boston University 3-2 – it also marked UMass' first true road win of the season...Also for the first time in program history, UMass defeated a team ranked No. 1 in the country twice in one season – UMass defeated No. 1 Boston College on Nov. 5 before beating No. 1 Boston University on Feb. 10...UMass is 2-1-0 this year against a No. 1 ranked team this season...UMass holds the season series against the both Vermont and Boston College and split with Northeastern (1-1-1) and Boston University (1-1-1)...Over the last eight games, UMass has been strong on the penalty kill going 41-for-51 (80.4%) including a 5-5 effort vs. Providence and a 6-6 effort against Boston College...UMass has a power play goal in four straight games going 5-for-20 (25.0%) with the extra man...When allowing 4 or more goals this year, UMass is 0-12-1, however, when cutting that to 3-or-fewer, UMass is 10-1-3.

**UMASS-LOWELL:** The seventh-ranked River Hawks split a weekend set with #8 Merrimack and #12 Maine at the Tsongas Center. For the first time in program history, after 20 league games UMass Lowell moved into sole possession of first place in Hockey East. Friday night marked the first time in their shared Division I history that the River Hawks and Merrimack met as nationally ranked opponents. Since the USCHO poll debut in 1997-98, UMass Lowell is now 2-0-0 when facing a nationally ranked Merrimack team, with the previous victory coming at Lawler Arena on Jan. 21, 2011 (W, 6-4). The River Hawks followed with a narrow loss against Maine on Saturday. When Maine and UMass Lowell meet as ranked teams according to the USCHO poll, the River Hawks are now 0-8-0 all-time.

**MERRIMACK:** Despite scoring just one goal in two games, Merrimack earned one point on the weekend after tying UNH 1-1 at Lawler Arena Saturday...Jeff Velleca scored in Saturday's tie and has scored each of Merrimack's last three goals...Merrimack sits in fourth place in Hockey East, tied with Maine, but owns the season series and has a game in hand on the Black Bears. The Warriors are one point behind BU and BC for second and two points behind Lowell for first...Merrimack improved to 4-1-3 when its goaltender stops 40 or more shots over the last three seasons after Joe Cannata had 40 stops on Saturday...Cannata became the program's all-time leader in minutes played passing Jim Hrivnak...The Warriors are now 3-1-6 in overtime this year and 7-1-10 in their last 18...They are 6-1-2 in the second game of back-to-backs, 7-0-3 when leading after one period and 7-2-3 on Saturday's...Merrimack finished 1-1-1 against UNH this season...Merrimack opens a critical series with Boston College, with Friday's game at Conte Forum and Saturday at Lawler. The teams played to a 2-2 tie in Chestnut Hill in January. The senior class has won at every Hockey East arena except for BC in their career.

**NEW HAMPSHIRE:** UNH picked up three points in Hockey East this weekend with a win over Northeastern on Friday night (3-2) and a 1-1 deadlock with Merrimack on Saturday night...UNH moved from sixth to seventh place in the standings, but have a four-point lead over Northeastern and Massachusetts in the league standings...Casey DeSmith has 30-plus saves in five of the last six games and has allowed two goals or fewer eight times in the last dozen games...Grayson Downing scored UNH's lone goal on Saturday, he is second on the team in goals behind Stevie Moses with nine...Moses became the third Wildcat in as many seasons to have 20-goals in a season joining Paul Thompson (28) and Bobby Butler (29). Moses, with 94 points, is trying to become the 71st player in school history to join the century club. Last season, Thompson, Mike Sislo and Phil DeSimone all passed 100 career points...Also chasing a milestone is head coach Dick Umile, with 496 career wins, he is looking to become one of six active coaches with 500 wins and one of 14 Division I coaches II time to win 500.

**NORTHEASTERN:** Northeastern lost to UNH, 3-2, on Friday night after Robbie Vrolyk tied Braden Pimm for the fastest goal scored to start a game, just 30 seconds into the contest. With the loss, the Huskies slipped to 32-31-3 in games played between the Beanpot. Robbie Vrolyk has now scored four goals in his last three games. The Boylston, Mass. native has registered seven points this season (4-3-7). His goal at UNH counted for his 20th-career point at Northeastern (11-9-20). Mike McLaughlin gained his fourth multi-point game of the season with an extra-attacker goal and an assist at UNH. The senior captain scored Northeastern's first extra-attacker goal since the outing against Boston University on Jan. 13...Northeastern is unblemished when scoring four or more goals with an 8-0-0 record. All 13 times Northeastern has lost this season, the Huskies have scored less than four goals. Also, when Northeastern allows less than four goals, NU has gone 11-5-3.

**PROVIDENCE COLLEGE:** The Friars earned consecutive wins for the first time in the new year after defeating #12 Maine and UMass over the weekend...Providence's 12 wins this season are the most since the 2007-08 team had 14 victories...In addition, the 10 Hockey East wins are more than the last two years combined (9)...The Friars' win over #12 Maine on Friday was their first over the Black Bears since January 16, 2010...It also marked Providence's fifth win over a ranked team this season...The Friars have scored 78 goals this season, three more than all of last season...Providence also has 24 power-play goals, the most since the 2007-08 team had 25...After not winning a Hockey East game since October 31, 2009, Providence has three league road wins this season...The Friars' nine home victories this season are the most since the 2005-06 squad had 10...Freshmen Ross Mauermann and Shane Luke are on three-game point streaks.

**VERMONT:** Kyle Reynolds now has 13 points in his last 12 games and ranks fourth in Hockey East scoring among freshmen...Vermont's top line has posted nine points in the last two games...Nick Bruneteau's four-game point streak came to an end on Friday night against No. 4 Boston College...Sebastian Stalberg played in his 100th career game on Friday, joining defenseman Drew MacKenzie (127 GP) and goalie Rob Madore (121 GP) as the only active Catamounts who have played in 100 career contests...The Cats have scored at least one power play goal in 12 of their last 14 games and are 15-for-69 (21.7%) over the last 12 contests...11 of the last 14 Vermont goals have been scored by underclassmen, and four of the team's top six overall scorers are underclassmen...Vermont entered the night 5-1-2 in its last eight meetings with Boston College on home ice, a span that dates back to 2005.

## HOCKEY EAST WEEKLY AWARDS

### ATHLETIC REPUBLIC PLAYER OF THE WEEK

Week	Player (School)		
Oct. 10	Brian Flynn (Maine)	Dec. 12	Kieran Millan (BU)
Oct. 17	Myles Harvey (PC)	Dec. 19	Nick Bruneteau (UVM)
Oct. 24	Bill Arnold (BC)	Jan. 2	Spencer Abbott (Maine)
	Sebastian Stålborg (UVM)		David Vallorani (UML)
Oct. 31	Matt Mangene (Maine)	Jan. 9	Joey Diamond (Maine)
	Ryan Flanigan (MC)	Jan. 15	Stevie Moses (UNH)
Nov. 7	Tim Schaller (PC)	Jan. 23	Matt Mangene (Maine)
Nov. 14	Conor Allen (UMass)	Jan. 30	Cody Ferriero (NU)
Nov. 21	Ludwig Karlsson (NU)		Chris Kreider (BC)
Nov. 28	Cody Ferriero (NU)	Feb. 6	Spencer Abbott (Maine)
	Stevie Moses (UNH)	Feb. 13	Michael Pereira (UMass)
Dec. 5	Spencer Abbott (Maine)		Tim Schaller (PC)

### PRO AMBITIONS ROOKIE OF THE WEEK

Week	Player (School)		
Oct. 10	Johnny Gaudreau (BC)	Dec. 12	Kevin Boyle (UMass)
Oct. 17	Terrence Wallin (UML)	Dec. 19	None selected
Oct. 24	Joseph Manno (NU)	Jan. 2	Colin Markison (UVM)
Oct. 31	Johnny Gaudreau (BC)	Jan. 9	Connor Toomey (MC)
Nov. 7	Scott Wilson (UML)	Jan. 15	Casey DeSmith (UNH)
Nov. 14	Scott Wilson (UML)	Jan. 23	Scott Wilson (UML)
Nov. 21	Casey Thrush (UNH)	Jan. 30	Terrence Wallin (UML)
Nov. 28	Kyle Reynolds (UVM)	Feb. 6	Scott Wilson (UML)
Dec. 5	Terrence Wallin (UML)	Feb. 13	Johnny Gaudreau (BC)

### HOCKEY EAST DEFENSIVE PLAYER OF THE WEEK

Week	Player (School)		
Oct. 10	Kieran Millan (BU)	Dec. 12	Chris Rawlings (NU)
Oct. 17	Chris Rawlings (NU)	Dec. 19	Joe Cannata (MC)
Oct. 24	Sam Marotta (MC)	Jan. 2	Chris Rawlings (NU)
Oct. 31	Matt Di Girolamo (UNH)	Jan. 9	Kieran Millan (BU)
Nov. 7	Joe Cannata (MC)	Jan. 15	Joe Cannata (MC)
Nov. 14	Joe Cannata (MC)		Steve Mastalerz (UMass)
Nov. 21	Kieran Millan (BU)	Jan. 23	Kieran Millan (BU)
Nov. 28	Brian Billett (BC)	Jan. 30	Dan Sullivan (Maine)
Dec. 5	Alex Beaudry (PC)	Feb. 6	Casey DeSmith (UNH)
	Chris Rawlings (NU)	Feb. 13	Doug Carr (UML)

### HOCKEY EAST TEAM OF THE WEEK

Week	School		
Oct. 10	Boston College	Dec. 12	Boston University
Oct. 17	Providence College	Dec. 19	None selected
Oct. 24	Boston College	Jan. 2	Northeastern
Oct. 31	Merrimack College	Jan. 9	Maine
Nov. 7	New Hampshire	Jan. 15	Massachusetts
Nov. 14	UMass-Lowell	Jan. 23	Boston University
Nov. 21	Boston University	Jan. 30	Maine
Nov. 28	Northeastern	Feb. 6	Maine
Dec. 5	Northeastern	Feb. 13	New Hampshire
	Providence College		Providence College

## HOCKEY EAST MONTHLY AWARDS

### ATHLETIC REPUBLIC PLAYER OF THE MONTH

Month	Player (School)
Oct.	Bill Arnold (Boston College)
Nov.	Tim Schaller (Providence)
Dec.	Spencer Abbott (Maine)
Jan.	Joey Diamond (Maine)

### PRO AMBITIONS ROOKIE OF THE MONTH

Month	Player (School)
Oct.	Johnny Gaudreau (Boston College)
Nov.	Grayson Downing (New Hampshire)
Dec.	Stephen Bucu (UMass-Lowell)
Jan.	Kyle Reynolds (Vermont)

### HOCKEY EAST GOALTENDER OF THE MONTH

Month	Player (School)
Oct.	Joe Cannata (Merrimack)
Nov.	Doug Carr (UMass-Lowell)
Dec.	Chris Rawlings (Northeastern)
Jan.	Doug Carr (UMass-Lowell)

## DIVISION I MEN'S NATIONAL POLLS

### USA Today/USA Hockey Magazine Men's College Hockey Poll

Rk.	School	Pts. (FPV)	LR	Record
1.	Ferris State, 476 (20)		5	20-8-4
2.	<b>Boston University, 446 (4)</b>		2	17-9-1
3.	Minnesota-Duluth, 443 (3)		3	19-7-4
4.	<b>Boston College, 418 (6)</b>		4	18-10-1
5.	Michigan, 366 (1)		6	18-10-4
6.	<b>UMass Lowell, 335</b>		7	19-8-0
7.	Minnesota, 310		1	19-11-1
8.	Union, 251		11	17-6-7
9.	Merrimack, 223		8	15-7-6
10.	Denver, 209		14	17-9-4
11.	<b>Maine, 166</b>		12	17-9-3
12.	Cornell, 156		13	13-6-6
13.	Notre Dame, 80		9	16-13-3
14.	Colorado College, 59		10	15-11-2
15.	North Dakota, 48		15	16-11-2

**Others receiving votes:** Michigan State, 42; Colgate, 12; Ohio State, 12; Miami, 9; Northern Michigan, 9; Air Force, 4; Nebraska-Omaha, 3; Western Michigan, 3.

### USCHO.com Div. I Men's Poll

Rk.	Team (FPV)	Record	Pts.	LW
1.	Ferris State (27)	20-8-4	940	6
2.	<b>Boston University (6)</b>	17-9-1	<b>905</b>	<b>1</b>
3.	<b>Boston College (13)</b>	18-10-1	<b>869</b>	<b>5</b>
4.	Minnesota-Duluth (1)	19-7-4	856	3
5.	Michigan (1)	18-10-4	814	4
6.	<b>UMass-Lowell (1)</b>	19-8-0	<b>747</b>	<b>7</b>
7.	Minnesota (1)	19-11-1	692	2
8.	Union	17-6-7	607	11
9.	<b>Merrimack</b>	15-7-6	<b>563</b>	<b>8</b>
10.	Denver	17-9-4	548	14
11.	<b>Maine</b>	17-9-3	<b>497</b>	<b>12</b>
12.	Cornell	13-6-6	457	13
13.	Notre Dame	16-13-3	333	9
14.	North Dakota	16-11-2	298	16
15.	Colorado College	15-11-2	296	10
16.	Michigan State	16-12-4	274	17
17.	Ohio State	15-11-5	209	15
18.	Western Michigan	15-12-5	150	18
19.	Miami	17-13-2	147	20
20.	Northern Michigan	14-10-6	132	19

**Others receiving votes:** Colgate 107, Lake Superior 26, Air Force 23, Quinnipiac 5, Bemidji State 2, Nebraska-Omaha 2, St. Cloud State 1.

## THE 28TH ANNUAL HOCKEY EAST CHAMPIONSHIP TOURNAMENT MARCH 16-17, 2012

AT THE TD GARDEN, BOSTON, MASS.



**TICKETS ARE ON SALE NOW!!!**  
**BY CALLING (800) 745-3000, OR BY**  
**VISTING WWW.TICKETMASTER.COM OR**  
**THE TD GARDEN BOX OFFICE**



**Boston College**  
18-10-1  
(13-7-1 HEA)

**OCTOBER**

7	vs Michigan State \$	W, 5-2
8	vs North Dakota \$	W, 6-2
14	DENVER (CBSSN)	L, 2-4
15	at New Hampshire*	W, 5-1
21	MASSACHUSETTS*	W, 4-2
22	at Northeastern	W, 4-3 (OT)
28	at UMass-Lowell*	W, 4-2
29	UMASS-LOWELL*	W, 6-3

**NOVEMBER**

4	MAINE*	W, 5-1
5	at Massachusetts*	L, 2-4
11	NORTHEASTERN*	W, 2-1
13	BOSTON U.*	L, 0-5
18	at Notre Dame	L, 2-3 (OT)
26	at Yale	W, 3-2

**DECEMBER**

2	BOSTON UNIVERSITY*	L, 3-5
3	at Boston University*	W, 6-1
6	PROVIDENCE*	W, 4-1
9	at UMass-Lowell	L, 2-3
29	vs Michigan %	L, 2-4
30	vs Michigan Tech %	W, 2-1

**JANUARY**

8	MERRIMACK*	T, 2-2 (OT)
13	at Massachusetts*	L, 0-4
14	NORTHEASTERN* (FF)	W, 2-1
20	at Maine*	L, 3-4 (OT)
21	at Maine*	L, 4-7
27	NEW HAMPSHIRE*	W, 4-3
28	at New Hampshire	W, 3-2 (OT)

**FEBRUARY**

6	vs. Northeastern (BP)	W, 7-1
10	at Vermont	W, 6-1
13	vs Boston U. (BP, NESN)	7:30PM
17	MERRIMACK*	7PM
18	at Merrimack*	7PM
24	at Providence*	7PM
25	PROVIDENCE* (NESN)	3:30PM

**MARCH**

2	VERMONT* (CBSSN)	7:30PM
3	VERMONT* (CBSSN)	7PM

\$ - Ice Breaker Tournament (Grand Forks, ND)  
% - Great Lakes Invitational (Detroit, MI)



**Boston University**  
17-9-1  
(13-7-1 HEA)

**OCTOBER**

1	ST. FRANCIS XAVIER(Exh.)	L, 4-6
8	NEW HAMPSHIRE*	W, 5-0
14	at Providence* (NESN)	L, 3-5
15	DENVER	W, 4-3
22	HOLY CROSS	L, 4-5
28	at Massachusetts*	T, 2-2 (OT)
29	MASSACHUSETTS*	W, 5-4 (OT)

**NOVEMBER**

5	at UMass-Lowell*	L, 1-7
11	MERRIMACK*	L, 2-3 (OT)
13	at Boston College*	W, 5-0
18	VERMONT* (NESN)	W, 4-3
19	NEW HAMPSHIRE*	W, 4-1
26	vs Cornell ^	W, 2-1 (OT)

**DECEMBER**

2	at Boston College*	W, 5-3
3	BOSTON COLLEGE*	L, 1-6
8	at New Hampshire*	W, 2-1
10	at Maine*	W, 5-1
31	at Notre Dame	L, 2-5

**JANUARY**

6	MERRIMACK*	W, 4-2
8	USA UNDER-18 (Exh.)	T, 3-3 (OT)
13	at Northeastern*	W, 4-3
14	at Harvard	W, 4-3 (OT)
20	PROVIDENCE*	W, 6-1
21	at Providence*	W, 8-0
27	MAINE*	L, 2-4
28	MAINE*	L, 1-3

**FEBRUARY**

3	at Merrimack*	W, 4-1
6	vs Harvard (BP)	W, 3-1
10	MASSACHUSETTS*	L, 2-3
13	vs. BC (BP, NESN)	7:30PM
17	at UMass-Lowell*	7PM
18	UMASS-LOWELL* (NESN)	7:30PM
24	at Vermont* (NBCSN)	7:30PM
25	at Vermont*	7PM

**MARCH**

2	NORTHEASTERN*	7PM
3	at Northeastern* (NESNFLEX)	4/7PM

^ - Madison Square Garden (NY, NY)

**Home games in CAPS**  
\* denotes Hockey East game



**Maine**  
17-9-3  
(12-8-2 HEA)

**OCTOBER**

2	NEW BRUNSWICK (Exh.)	W, 7-3
7	MERRIMACK*	L, 1-2
9	NORTHEASTERN*	W, 6-3
14	at North Dakota	L, 1-3
15	at North Dakota	T, 3-3 (OT)
28	PROVIDENCE*	W, 5-4 (OT)
29	PROVIDENCE*	W, 3-1

**NOVEMBER**

4	at Boston College*	L, 1-5
5	at New Hampshire*	L, 2-3
11	UMASS-LOWELL*	L, 3-5
12	UMASS-LOWELL*	L, 3-4
18	at Massachusetts*	T, 2-2 (OT)
23	USA UNDER-18 (Exh.)	W, 6-4
26	CLARKSON	W, 4-3

**DECEMBER**

2	at Vermont*	W, 6-4
3	at Vermont*	W, 5-2
10	BOSTON UNIVERSITY*	L, 1-5
29	vs Clarkson%	W, 6-1
30	vs Massachusetts %	W, 5-2

**JANUARY**

4	VERMONT*	W, 3-1
7	vs New Hampshire*	W, 5-4 (OT)
13	at Merrimack*	L, 2-6
14	at Merrimack*	T, 2-2 (OT)
20	BOSTON COLLEGE*	W, 4-3 (OT)
21	BOSTON COLLEGE*	W, 7-4
27	at Boston University*	W, 4-2
28	at Boston University*	W, 3-1

**FEBRUARY**

3	ALABAMA-HUNTSVILLE	W, 4-3 (OT)
4	ALABAMA-HUNTSVILLE	W, 5-0
10	at Providence*	L, 3-4
11	at UMass-Lowell*	W, 2-1
17	MASSACHUSETTS* (WAB/CW)	7PM
18	MASSACHUSETTS*	7PM
24	at Northeastern*	7PM
25	at Northeastern*	7PM

**MARCH**

3	UNH* (NESNFLEX)	4/7PM
---	-----------------	-------

% - Florida College Classic (Estero, FL)



**Massachusetts**  
10-13-5  
(6-11-4 HEA)

**OCTOBER**

7	at Northeastern*	T, 3-3 (OT)
14	BENTLEY (CBSS3)	W, 5-3
15	at Providence*	L, 4-6
21	at Boston College*	L, 2-4
28	BOSTON U.* (NESN)	T, 2-2 (OT)
29	at Boston U.*	L, 4-5 (OT)

**NOVEMBER**

4	at New Hampshire*	L, 3-7
5	BOSTON COLLEGE*	W, 4-2
11	HOLY CROSS	W, 7-2
12	NORTHEASTERN*	W, 4-2
18	MAINE*	T, 2-2 (OT)
19	at UMass-Lowell	L, 0-4
22	at Vermont*	L, 1-2
26	at Quinnipiac	L, 2-4

**DECEMBER**

2	HARVARD	T, 4-4 (OT)
7	YALE	W, 3-1
29	vs Cornell%	W, 5-2
30	vs Maine%	L, 2-5

**JANUARY**

5	at Providence*	T, 4-4 (OT)
7	vs Vermont* (FF)	W, 3-2 (OT)
13	BOSTON COLLEGE*	W, 4-0
20	VERMONT*	W, 4-3
27	UMASS-LOWELL*	L, 2-4
28	at UMass-Lowell*	L, 2-5

**FEBRUARY**

3	at Northeastern*	L, 3-4 (OT)
4	MERRIMACK*	L, 3-4
10	at Boston U.*	W, 3-2
11	PROVIDENCE*	L, 4-5
17	at Maine*	7PM
18	at Maine*	7PM
24	NEW HAMPSHIRE* (CBS3)	7PM
25	NEW HAMPSHIRE* (CBS3)	7PM

**MARCH**

2	MERRIMACK* (CBS3/WBIN)	7PM
3	at Merrimack* (NESNFLEX)	4/7PM

% - Florida College Classic (Estero, FL)



**UMass-Lowell**  
19-8-0  
(14-7-0 HEA)

**OCTOBER**

8	NEW BRUNSWICK (Exh.)	T, 3-3 (OT)
14	at Minnesota State	W, 4-2
15	at Minnesota State	W, 4-1
18	vs Connecticut	L, 2-3 (OT)
28	BOSTON COLLEGE*	L, 2-4
29	at Boston College*	L, 3-6

**NOVEMBER**

5	BOSTON U.*	W, 7-1
11	at Maine*	W, 5-3
12	at Maine*	W, 4-3
18	at New Hampshire*	L, 0-5
19	MASSACHUSETTS*	W, 4-0
25	ALABAMA-HUNTSVILLE	W, 3-0

**DECEMBER**

2	NEW HAMPSHIRE*	W, 3-2
3	at New Hampshire*	W, 5-3
9	BOSTON COLLEGE*	W, 3-2
10	at Northeastern*	L, 2-3
29	vs Rensselaer +	W, 7-2
30	vs Connecticut +	W, 4-3 (OT)

**JANUARY**

5	RUSSIAN RED STARS (Exh.)	W, 6-4
13	at Vermont*	L, 2-3 (OT)
20	NORTHEASTERN*	W, 4-0
21	at Northeastern*	W, 3-2 (OT)
24	at Providence*	L, 0-1
27	at Massachusetts*	W, 4-2
28	MASSACHUSETTS*	W, 5-2

**FEBRUARY**

3	VERMONT*	W, 3-1
4	VERMONT*	W, 6-4
10	MERRIMACK*	W, 3-0
11	MAINE*	L, 1-2
17	BOSTON U.*	7PM
18	at Boston U.* (NESN)	7:30PM
24	at Merrimack*	7PM
25	MERRIMACK*	7PM

**MARCH**

2	at Providence*	7PM
3	PROVIDENCE* (NESNFLEX)	4/7PM





**Merrimack**  
15-7-6  
(11-6-4 HEA)

**OCTOBER**

7 at Maine\* W, 2-1  
15 ARMY W, 3-2  
21 NORTHEASTERN\* W, 4-1  
22 CONNECTICUT W, 5-0  
28 at Vermont\* W, 4-1  
29 at Vermont\* W, 4-2

**NOVEMBER**

4 NORTHEASTERN\* T, 1-1 (OT)  
5 at Northeastern\* W, 3-2 (OT)  
11 at Boston U.\* W, 3-2 (OT)  
23 ALABAMA-HUNTSVILLE W, 6-0

**DECEMBER**

2 at Providence\* L, 1-2 (OT)  
3 PROVIDENCE\* L, 1-6  
7 VERMONT\* W, 5-2  
10 at Colgate T, 1-1 (OT)  
17 UNION (WBIN) L, 1-3  
30 vs St. Lawrence ^ T, 6-6 (OT)  
31 vs Holy Cross ^ W, 3-0



**New Hampshire**  
12-14-3  
(9-11-2 HEA)

**OCTOBER**

1 NEW BRUNSWICK (Exh.) W, 3-0  
8 at Boston U.\* L, 0-5  
14 at Northeastern\* L, 0-4  
15 BOSTON COLLEGE\* L, 1-5  
21 at St. Cloud State L, 5-7  
22 at St. Cloud State T, 3-3 (OT)  
28 UNION W, 2-1 (OT)  
29 NORTHEASTERN\* W, 5-2

**NOVEMBER**

4 MASSACHUSETTS\* W, 7-3  
5 MAINE\* W, 3-2  
12 at Vermont\* T, 1-1 (OT)  
18 UMASS-LOWELL\* W, 5-0  
19 at Boston U.\* L, 1-4  
22 at Harvard L, 6-7  
26 ALABAMA-HUNTSVILLE W, 9-1

**DECEMBER**

2 at UMass-Lowell\* L, 2-3  
3 UMASS-LOWELL\* L, 3-5  
8 BOSTON UNIVERSITY\* L, 1-2  
30 BROWN L, 2-5



**Northeastern**  
11-13-3  
(7-12-2 HEA)

**OCTOBER**

2 ST. FRANCIS XAVIER (Exh.) L, 5-8  
7 MASSACHUSETTS\* T, 3-3 (OT)  
9 at Maine\* L, 3-6  
14 NEW HAMPSHIRE\* W, 4-0  
21 at Merrimack\* L, 1-4  
22 BOSTON COLLEGE\* L, 3-4 (OT)  
29 at New Hampshire\* L, 2-5

**NOVEMBER**

4 at Merrimack\* T, 1-1 (OT)  
5 MERRIMACK\* L, 2-3 (OT)  
11 at Boston College\* L, 1-2  
12 at Massachusetts\* L, 2-4  
18 PROVIDENCE\* W, 5-2  
19 VERMONT\* W, 4-1  
25 at Michigan W, 4-1

**DECEMBER**

2 at Notre Dame W, 9-2  
3 at Notre Dame W, 2-1  
10 UMASS-LOWELL\* W, 3-2  
30 vs Princeton & T, 3-3 (OT)  
31 vs Minnesota & W, 3-2



**Providence**  
12-14-2  
(10-10-1 HEA)

**OCTOBER**

14 BOSTON U. (NESN) W, 5-3  
15 MASSACHUSETTS\* W, 6-4  
21 MINNESOTA-DULUTH L, 2-5  
22 MINNESOTA-DULUTH T, 2-2 (OT)  
28 at Maine\* L, 4-5 (OT)  
29 at Maine\* L, 1-3

**NOVEMBER**

4 VERMONT\* W, 5-2  
5 VERMONT\* (COX) W, 5-1  
11 ALABAMA-HUNTSVILLE W, 3-0  
12 ALABAMA-HUNTSVILLE W, 4-2  
18 NORTHEASTERN\* L, 2-5  
25 vs Miami L, 2-6  
26 vs Princeton\$ L, 1-3

**DECEMBER**

2 MERRIMACK\* W, 2-1 (OT)  
3 at Merrimack\* W, 6-1  
6 at Boston College\* L, 1-4

**JANUARY**

1 BROWN = L, 2-5  
5 MASSACHUSETTS\* T, 4-4 (OT)  
11 NEW HAMPSHIRE\* L, 0-1  
15 at Vermont\* W, 5-2  
20 at Boston U.\* L, 1-6  
21 BOSTON U.\* L, 0-8  
24 UMASS-LOWELL\* W, 1-0  
29 at Merrimack\* L, 2-4

**FEBRUARY**

3 at New Hampshire L, 1-3  
4 NEW HAMPSHIRE\* L, 2-3 (OT)  
10 MAINE\* L, 3-4  
11 at Massachusetts\* W, 5-4  
17 at Northeastern\* 7PM  
18 at Northeastern 7PM  
24 BOSTON COLLEGE\* 7PM  
25 at Boston College\* (NESN) 3:30PM

**MARCH**

2 UMASS-LOWELL\* 7PM  
3 at UML\* (NESNFLEX) 4/7PM



**Vermont**  
5-22-1  
(2-18-1 HEA)

**OCTOBER**

14 USA U-18 (Exh.) L, 1-2  
21 at Minnesota L, 0-6  
23 at Minnesota W, 5-4  
28 MERRIMACK\* L, 1-4  
29 MERRIMACK\* L, 2-4

**NOVEMBER**

4 at Providence\* L, 2-5  
5 at Providence\* L, 1-5  
12 NEW HAMPSHIRE T, 4-4 (OT)  
18 at Boston U.\* L, 3-4  
19 at Northeastern\* L, 1-4  
22 MASSACHUSETTS\* W, 2-1  
25 COLGATE L, 1-4  
27 DARTMOUTH W, 5-3

**DECEMBER**

2 MAINE\* L, 4-6  
3 MAINE\* L, 2-5  
7 at Merrimack\* L, 2-5  
17 ST. LAWRENCE L, 1-2  
27 RUSSIAN RED STARS (Exh.) L, 1-6  
29 LAKE SUPERIOR! L, 3-5  
30 FERRIS STATE! W, 4-2

**JANUARY**

4 at Maine\* L, 1-3  
7 vs Massachusetts\* L, 2-3 (OT)  
13 UMASS-LOWELL\* W, 3-2 (OT)  
15 PROVIDENCE\* L, 2-5  
20 at MASSACHUSETTS\* L, 3-4  
27 NORTHEASTERN\* L, 3-8  
28 NORTHEASTERN\* L, 2-4

**FEBRUARY**

3 at UMass-Lowell\* L, 1-3  
4 at UMass-Lowell\* L, 4-6  
10 BOSTON COLLEGE\* L, 1-6  
17 at New Hampshire\* 7PM  
18 at New Hampshire\* 7PM  
24 BOSTON U.\* (NBCSN) 7:30PM  
25 BOSTON U.\* 7PM

**MARCH**

2 at BC\* (CBSSN) 7:30PM  
3 at BC\* (CBSSN) 7PM

**Home games in CAPS**  
\* denotes Hockey East games

~ Verizon Wireless Arena  
(Manchester, NH)

^ Dartmouth Tournament (Hanover, NH)

# National Category Leaders

Points Per Game		GP	G-A-P	P/GM	
1	Spencer Abbott	Maine	SR F 29	16-33-49	1.69
2	Jack Connolly	Minnesota Duluth	SR F 30	17-31-48	1.60
3	Austin Smith (DAL)	Colgate	SR F 30	32-15-47	1.57
4	Drew Shore (FLA)	Denver	JR F 29	17-24-41	1.41
5	Mark Zengerle	Wisconsin	SO F 28	10-29-39	1.39
6	Brian Flynn	Maine	SR F 29	14-26-40	1.38
7	Travis Oleksuk	Minnesota Duluth	SR F 30	17-24-41	1.37
8	Jaden Schwartz (STL)	Colorado College	SO F 22	10-20-30	1.36
9	Jason Zucker (MIN)	Denver	SO F 25	15-19-34	1.36
10	Justin Schultz (ANA)	Wisconsin	JR D 28	12-26-38	1.36
11	Chris Wagner (ANA)	Colgate	SO F 29	10-28-38	1.31
12	J.T. Brown	Minnesota Duluth	SO F 30	18-21-39	1.30
13	Alex Killorn (TBL)	Harvard	SR F 24	15-15-30	1.25
14	Kelly Zajac	Union	SR F 30	8-29-37	1.23
15	T. J. Tynan (CLB)	Notre Dame	SO F 31	12-26-38	1.23
16	Nick Bjugstad (FLA)	Minnesota	SO F 29	21-14-35	1.21
17	Matt White	Nebraska Omaha	SO F 30	15-21-36	1.20
	Brian O'Neill	Yale	SR F 25	17-13-30	1.20
19	Joey Diamond	Maine	JR F 26	18-13-31	1.19
20	Tyler Gron	Northern Michigan	SR F 28	14-19-33	1.18
21	Matt Nieto (SJS)	Boston University	SO F 25	11-18-29	1.16
22	Rylan Schwartz	Colorado College	JR F 27	19-12-31	1.15
	Connor Jones	Quinnipiac	SO F 27	7-24-31	1.15
24	Chris Kreider (NYR)	Boston College	JR F 29	18-15-33	1.14
25	Brett Gensler	Bentley	SO F 30	13-21-34	1.13
	Terry Broadhurst	Nebraska Omaha	JR F 30	16-18-34	1.13

Goals Against Average		Minutes	GA	GAA		
1	Troy Grosenick	Union	SO	1290:47	34	1.58
2	Chris Noonan	Niagara	SR	1024:29	30	1.76
3	Connor Knapp (BUF)	Miami	SR	896:55	27	1.81
4	Doug Carr	UMass Lowell	SO	1393:44	42	1.81
5	Shane Madolora	RIT	JR	1385:05	44	1.91
6	C.J. Motte	Ferris State	FR	668:04	22	1.98
7	Jared Coreau	Northern Michigan	SO	1006:35	34	2.03
8	Casey DeSmith	New Hampshire	FR	760:13	26	2.05
9	Joe Cannata (VAN)	Merrimack	SR	1641:48	57	2.08
10	Shawn Hunwick	Michigan	SR	1814:05	63	2.08
11	Josh Thorimbert	Colorado College	SO	904:41	32	2.12
12	Andy Iles	Cornell	SO	1530:02	55	2.16
13	Frank Slubowski	Western Michigan	FR	1381:44	50	2.17
14	Stephen Caple	Air Force	SR	1185:23	43	2.18
15	Eric Hartzell	Quinnipiac	JR	1211:36	44	2.18
16	Taylor Nelson	Ferris State	SR	1266:29	46	2.18
17	Kent Patterson (COL)	Minnesota	SR	1857:03	68	2.20
18	Juho Olkinuora	Denver	FR	947:09	35	2.22
19	Parker Milner	Boston College	JR	1147:47	43	2.25
20	Ryan Massa	Nebraska Omaha	FR	815:53	31	2.28
21	Cal Heeter	Ohio State	SR	1552:29	59	2.28
22	Bryce Merriam	Rensselaer	JR	1356:41	53	2.34
23	Andrew Walsh	Bemidji State	FR	633:53	25	2.37
24	Brooks Ostergard	Robert Morris	SR	1137:34	45	2.37
25	Will Yanakeff	Michigan State	SO	1082:49	43	2.38

Points Per Game (Defensemen)		GP	G-A-P	P/GM	
1	Justin Schultz (ANA)	Wisconsin	JR D 28	12-26-38	1.36
2	Joey LaLeggia	Denver	FR D 30	10-23-33	1.10
3	Danny Biega (CAR)	Harvard	JR D 24	7-19-26	1.08
4	Adam Clendening (CHI)	Boston University	SO D 26	2-22-24	0.92
5	Torey Krug	Michigan State	JR D 31	10-18-28	0.90
	Nate Schmidt	Minnesota	SO D 31	2-26-28	0.90
7	Will O'Neill (WPG)	Maine	SR D 29	1-24-25	0.86
8	Mike Boivin	Colorado College	JR D 26	6-16-22	0.85
9	Mat Bodie	Union	SO D 28	8-15-23	0.82
10	George Hughes	St. Lawrence	JR D 25	3-17-20	0.80
11	Tim Kirby	Air Force	SR D 29	11-12-23	0.79
	Brian Dumoulin (CAR)	Boston College	JR D 29	4-19-23	0.79
13	Nick D'Agostino (PIT)	Cornell	JR D 24	8-11-19	0.79
	Patrick McNally (VAN)	Harvard	FR D 24	4-15-19	0.79
15	Chad Billins	Ferris State	SR D 32	7-18-25	0.78
	Lee Moffie (SJS)	Michigan	JR D 32	5-20-25	0.78
17	Chad Ruhwedel	UMass Lowell	SO D 26	3-17-20	0.77
	Drew MacKenzie (BUF)	Vermont	SR D 26	6-14-20	0.77
19	Andrew Prochno	St. Cloud State	FR D 29	4-18-22	0.76
20	Gabe Guentzel	Colorado College	SR D 28	3-18-21	0.75

Save Percentage		Saves	GA	Save %		
1	Troy Grosenick	Union	SO	535	34	.940
2	Chris Noonan	Niagara	SR	458	30	.939
3	Doug Carr	UMass Lowell	SO	608	42	.935
4	Jared Coreau	Northern Michigan	SO	490	34	.935
5	Casey DeSmith	New Hampshire	FR	358	26	.932
6	Shane Madolora	RIT	JR	604	44	.932
7	Shawn Hunwick	Michigan	SR	853	63	.931
8	Brooks Ostergard	Robert Morris	SR	594	45	.930
9	Josh Thorimbert	Colorado College	SO	420	32	.929
10	Joe Cannata (VAN)	Merrimack	SR	739	57	.928
11	C.J. Motte	Ferris State	FR	277	22	.926
12	Will Yanakeff	Michigan State	SO	540	43	.926
13	Connor Knapp (BUF)	Miami	SR	335	27	.925
14	Kieran Millan (COL)	Boston University	SR	732	59	.925
15	Eric Levine	Robert Morris	JR	334	27	.925
16	Ryan Massa	Nebraska Omaha	FR	373	31	.923
17	Cal Heeter	Ohio State	SR	709	59	.923
18	Juho Olkinuora	Denver	FR	420	35	.923
19	Paul Karpowich (STL)	Clarkson	SR	874	73	.923
20	Taylor Nelson	Ferris State	SR	550	46	.923

Points Per Game (Freshmen)		GP	G-A-P	P/GM	
1	Joey LaLeggia	Denver	D 30	10-23-33	1.10
2	Scott Wilson (PIT)	UMass Lowell	F 26	13-15-28	1.08
3	Kyle Rau (FLA)	Minnesota	F 28	14-14-28	1.00
4	Ludwig Karlsson	Northeastern	F 25	9-15-24	0.96
5	Jayson Megna	Nebraska Omaha	F 30	10-17-27	0.90
6	Daniel Bahnstge	Mercyhurst	F 32	8-20-28	0.88
7	Nardo Nagtzaam	Mercyhurst	F 30	10-16-26	0.87
8	Alex Guptill (DAL)	Michigan	F 32	14-13-27	0.84
9	Brian Ferlin (BOS)	Cornell	F 25	8-13-21	0.84
10	Caleb Herbert (WSH)	Minnesota Duluth	F 30	10-15-25	0.83
11	Johnny Gaudreau (CGY)	Boston College	F 29	13-11-24	0.83
12	Jean-Paul Lafontaine	Minnesota State	F 32	12-14-26	0.81
13	Austin Czarnik	Miami	F 31	7-18-25	0.81
14	Cole Gunner	Air Force	F 29	4-19-23	0.79
	Ryan Dzingel (OTT)	Ohio State	F 29	7-16-23	0.79
	Matthew Peca (TBL)	Quinnipiac	F 29	7-16-23	0.79
17	Patrick McNally (VAN)	Harvard	D 24	4-15-19	0.79
18	Ross Mauermand	Providence	F 28	8-14-22	0.79
	Kyle Reynolds	Vermont	F 28	10-12-22	0.79
20	David Johnstone	Michigan Tech	F 30	9-14-23	0.77

Winning Percentage		W-L-T	Win %		
1	Doug Carr	UMass Lowell	SO	18-5-0	.783
2	Adam Murray	Denver	JR	8-2-1	.773
3	Taylor Nelson	Ferris State	SR	15-4-2	.762
4	Troy Grosenick	Union	SO	14-4-3	.738
5	Parker Milner	Boston College	JR	14-5-0	.737
6	Kenny Reiter	Minnesota Duluth	SR	18-6-4	.714
7	Dan Sullivan	Maine	SO	16-6-3	.700
	Josh Thorimbert	Colorado College	SO	10-4-1	.700
9	Shane Madolora	RIT	JR	15-6-2	.696
10	Stephen Caple	Air Force	SR	11-4-5	.675
11	Shawn Hunwick	Michigan	SR	18-9-3	.650
12	Jared Coreau	Northern Michigan	SO	10-5-2	.647
13	Andy Iles	Cornell	SO	13-6-6	.640
14	Matt Ginn	Holy Cross	FR	11-6-1	.639
	Will Yanakeff	Michigan State	SO	11-6-1	.639
16	Joe Cannata (VAN)	Merrimack	SR	14-7-6	.630
17	Kent Patterson (COL)	Minnesota	SR	19-11-1	.629
18	Kieran Millan (COL)	Boston University	SR	15-9-1	.620
	Cal Heeter	Ohio State	SR	13-7-5	.620
20	Chris Noonan	Niagara	SR	9-5-4	.611

# National Category Leaders

Goals Per Game			GP	G	G/GM	
1	Austin Smith (DAL)	Colgate	SR F	30	32	1.07
2	Nick Bjugstad (FLA)	Minnesota	SO F	29	21	0.72
3	Rylan Schwartz	Colorado College	JR F	27	19	0.70
4	Reilly Smith (DAL)	Miami	JR F	30	21	0.70
5	Joey Diamond	Maine	JR F	26	18	0.69
6	Stevie Moses	New Hampshire	SR F	29	20	0.69
	Brock Nelson (NYI)	North Dakota	SO F	29	20	0.69
8	Brian O'Neill	Yale	SR F	25	17	0.68
9	Jeremy Welsh	Union	JR F	29	19	0.66
10	Alex Killorn (TBL)	Harvard	SR F	24	15	0.62
11	Chris Kreider (NJR)	Boston College	JR F	29	18	0.62
12	Tim Schaller	Providence	JR F	21	13	0.62
13	J.T. Brown	Minnesota Duluth	SO F	30	18	0.60
	Jason Zucker (MIN)	Denver	SO F	25	15	0.60
15	Barry Almeida	Boston College	SR F	29	17	0.59
	Cole Schneider	Connecticut	SO F	29	17	0.59
	Drew Shore (FLA)	Denver	JR F	29	17	0.59
18	Jack Connolly	Minnesota Duluth	SR F	30	17	0.57
	Travis Oleksuk	Minnesota Duluth	SR F	30	17	0.57
	Ben Hanowski (PIT)	St. Cloud State	JR F	30	17	0.57
21	Jack MacLellan	Brown	SR F	25	14	0.56
22	Michael Pereira	Massachusetts	SO F	27	15	0.56
	Derek Arnold	UMass Lowell	SO F	27	15	0.56
24	Spencer Abbott	Maine	SR F	29	16	0.55
	Jeremy Langlois	Quinnipiac	JR F	29	16	0.55

Assists Per Game			GP	A	A/GM	
1	Spencer Abbott	Maine	SR F	29	33	1.14
2	Mark Zengerle	Wisconsin	SO F	28	29	1.04
3	Jack Connolly	Minnesota Duluth	SR F	30	31	1.03
4	Kelly Zajac	Union	SR F	30	29	0.97
5	Chris Wagner (ANA)	Colgate	SO F	29	28	0.97
6	Justin Schultz (ANA)	Wisconsin	JR D	28	26	0.93
7	Andrew Miller	Yale	JR F	24	22	0.92
8	Jaden Schwartz (STL)	Colorado College	SO F	22	20	0.91
9	Brian Flynn	Maine	SR F	29	26	0.90
10	Connor Jones	Quinnipiac	SO F	27	24	0.89
11	Chris Connolly	Boston University	SR F	26	22	0.85
	Adam Clendening (CHI)	Boston University	SO D	26	22	0.85
13	Nate Schmidt	Minnesota	SO D	31	26	0.84
	T. J. Tynan (CLB)	Notre Dame	SO F	31	26	0.84
15	Drew Shore (FLA)	Denver	JR F	29	24	0.83
	Will O'Neill (WPG)	Maine	SR D	29	24	0.83
	Nick Sorkin	New Hampshire	SO F	29	24	0.83
18	Travis Oleksuk	Minnesota Duluth	SR F	30	24	0.80
19	Pat Mullane	Boston College	JR F	29	23	0.79
20	Danny Biega (CAR)	Harvard	JR D	24	19	0.79
21	Joey LaLeggia	Denver	FR D	30	23	0.77
22	Jason Zucker (MIN)	Denver	SO F	25	19	0.76
23	Matt Nieto (SJS)	Boston University	SO F	25	18	0.72
24	T.J. Syner	Massachusetts	SR F	28	20	0.71
25	Riley Wetmore	UMass Lowell	JR F	27	19	0.70

Power Play Goals			GP	PPG/G	PPG	
1	Brian O'Neill	Yale	SR F	25	0.40	10
	Drew Shore (FLA)	Denver	JR F	29	0.34	10
3	Rylan Schwartz	Colorado College	JR F	27	0.33	9
	Barry Almeida	Boston College	SR F	29	0.31	9
	Mark Anhoine	Maine	SO F	29	0.31	9
	Brock Nelson (NYI)	North Dakota	SO F	29	0.31	9
	Jeremy Welsh	Union	JR F	29	0.31	9
8	Kyle Flanagan	St. Lawrence	JR F	22	0.36	8
	Alex Killorn (TBL)	Harvard	SR F	24	0.33	8
	Joey Diamond	Maine	JR F	26	0.31	8
	Wade Megan (FLA)	Boston University	JR F	27	0.30	8
	Derek Arnold	UMass Lowell	SO F	27	0.30	8
	Brant Harris	Connecticut	SO F	29	0.28	8
	Matt Mangene	Maine	JR F	29	0.28	8
	Justin Florek (BOS)	Northern Michigan	SR F	30	0.27	8
	Daniel Carr	Union	SO F	30	0.27	8
	Jean-Paul Lafontaine	Minnesota State	FR F	32	0.25	8

Game-Winning Goals			GP	GWG	
1	Drew Shore (FLA)	Denver	JR F	29	7
	Reilly Smith (DAL)	Miami	JR F	30	7
3	Travis Oleksuk	Minnesota Duluth	SR F	30	6
4	Nick D'Agostino (PIT)	Cornell	JR D	24	5
	Kyle Rau (FLA)	Minnesota	FR F	28	5
	Austin Smith (DAL)	Colgate	SR F	30	5
	Domenic Monardo	Lake Superior	JR F	32	5
8	15 Players Tied With				4

Shorthanded Goals			GP	SHG/G	SHG	
1	Austin Smith (DAL)	Colgate	SR F	30	0.20	6
2	Nate Condon (COL)	Minnesota	SO F	31	0.13	4
3	Ross Mauermann	Providence	FR F	28	0.11	3
	Chris Kreider (NJR)	Boston College	JR F	29	0.10	3
	Steven Whitney	Boston College	JR F	29	0.10	3
	Aaron Stonacek	Bentley	SR F	30	0.10	3
	Michael Dorr	Minnesota State	SR F	30	0.10	3
	Matt White	Nebraska Omaha	SO F	30	0.10	3
	Marc Zanette	Niagara	JR F	30	0.10	3
10	16 Players Tied With				2	



# National Team Leaders

## TEAM SCORING

## TEAM DEFENSE



SCORING OFFENSE	GP	Goals	G/GM
1 Minnesota Duluth	30	111	3.70
2 Minnesota	31	114	3.68
3 Denver	30	106	3.53
4 Maine	29	101	3.48
5 Boston University	27	94	3.48
6 Union	30	104	3.47
7 Boston College	29	100	3.45
8 UMass Lowell	27	93	3.44
9 Colgate	30	101	3.37
10 Michigan	32	107	3.34
11 Yale	25	82	3.28
12 Colorado College	28	91	3.25
13 Quinnipiac	30	97	3.23
14 Massachusetts	28	89	3.18
15 Michigan State	32	99	3.09
16 North Dakota	29	89	3.07
17 Michigan Tech	30	92	3.07
18 Cornell	25	76	3.04
19 Air Force	29	88	3.03
20 Nebraska Omaha	30	91	3.03
21 Harvard	24	72	3.00
Holy Cross	30	90	3.00
New Hampshire	29	87	3.00
St. Cloud State	30	90	3.00
25 Mercyhurst	32	95	2.97
26 Wisconsin	28	83	2.96
27 Northeastern	27	80	2.96
28 Ferris State	32	94	2.94
29 Connecticut	29	84	2.90
30 Ohio State	31	88	2.84
31 Bemidji State	30	85	2.83
32 Merrimack	28	79	2.82
33 Clarkson	32	90	2.81
34 Northern Michigan	30	84	2.80
35 Providence	28	78	2.79
36 Minnesota State	32	89	2.78
37 Miami	32	88	2.75
Notre Dame	32	88	2.75
39 Niagara	30	81	2.70
RIT	30	81	2.70
Robert Morris	30	81	2.70
42 Western Michigan	32	86	2.69
43 Bentley	30	80	2.67
44 Dartmouth	25	65	2.60
Princeton	25	65	2.60
46 Lake Superior	32	83	2.59
47 Brown	25	62	2.48
48 Alaska	30	74	2.47
St. Lawrence	30	74	2.47
50 Alaska Anchorage	28	66	2.36
51 Vermont	28	65	2.32
52 Sacred Heart	29	62	2.14
53 Canisius	30	58	1.93
54 American International	30	55	1.83
55 Army	28	51	1.82
56 Rensselaer	30	53	1.77
57 Bowling Green	32	54	1.69
58 Alabama-Huntsville	31	37	1.19



SCORING DEFENSE	GP	Goals	G/GM
1 Union	30	54	1.80
2 RIT	30	63	2.10
3 Merrimack	28	59	2.11
4 Ferris State	32	70	2.19
5 Minnesota	31	68	2.19
6 UMass Lowell	27	60	2.22
7 Miami	32	72	2.25
Michigan	32	72	2.25
9 Air Force	29	66	2.28
10 Cornell	25	57	2.28
11 Western Michigan	32	76	2.38
12 Niagara	30	72	2.40
13 Quinnipiac	30	73	2.43
14 Lake Superior	32	80	2.50
15 Ohio State	31	78	2.52
16 Minnesota Duluth	30	76	2.53
17 Robert Morris	30	77	2.57
18 Boston College	29	75	2.59
19 Alaska	30	78	2.60
20 Michigan State	32	84	2.62
21 Boston University	27	71	2.63
22 Northern Michigan	30	79	2.63
23 Connecticut	29	77	2.66
24 Clarkson	32	86	2.69
25 Bemidji State	30	81	2.70
26 Bowling Green	32	87	2.72
27 Denver	30	82	2.73
28 Bentley	30	83	2.77
29 Notre Dame	32	89	2.78
30 Colorado College	28	78	2.79
31 North Dakota	29	81	2.79
32 Colgate	30	84	2.80
St. Cloud State	30	84	2.80
34 Northeastern	27	77	2.85
35 Maine	29	83	2.86
36 Nebraska Omaha	30	86	2.87
Rensselaer	30	86	2.87
38 Holy Cross	30	88	2.93
39 New Hampshire	29	86	2.97
40 Canisius	30	89	2.97
41 Mercyhurst	32	95	2.97
42 Michigan Tech	30	90	3.00
Wisconsin	28	84	3.00
Yale	25	75	3.00
45 Brown	25	76	3.04
46 Harvard	24	74	3.08
47 Dartmouth	25	78	3.12
Princeton	25	78	3.12
49 Providence	28	90	3.21
50 St. Lawrence	30	99	3.30
51 Massachusetts	28	93	3.32
52 Minnesota State	32	107	3.34
53 Army	28	94	3.36
54 Alaska Anchorage	28	103	3.68
55 American International	30	111	3.70
56 Alabama-Huntsville	31	126	4.06
57 Vermont	28	117	4.18
58 Sacred Heart	29	145	5.00



# National Team Leaders

## POWER PLAY

POWER PLAY	Totals	SHA	PP%
1 Harvard	29/97	2	29.9
2 Maine	41/140	9	29.3
3 Union	37/143	3	25.9
4 Connecticut	31/122	1	25.4
5 Boston University	33/137	0	24.1
6 Denver	31/129	2	24.0
7 Minnesota	32/140	2	22.9
8 Colorado College	28/123	8	22.8
9 Yale	25/112	5	22.3
10 Wisconsin	28/130	3	21.5
11 North Dakota	29/136	3	21.3
12 Mercyhurst	29/139	4	20.9
13 St. Cloud State	23/111	3	20.7
14 UMass Lowell	27/131	3	20.6
15 Michigan Tech	28/136	2	20.6
16 Lake Superior	24/117	3	20.5
17 Boston College	28/137	6	20.4
18 Minnesota Duluth	31/152	2	20.4
19 Niagara	26/129	6	20.2
20 Bemidji State	19/95	3	20.0
Holy Cross	28/140	4	20.0
Princeton	21/105	4	20.0
23 Cornell	18/91	2	19.8
24 Northern Michigan	21/107	1	19.6
25 Minnesota State	30/153	3	19.6
26 St. Lawrence	29/148	1	19.6
27 Colgate	28/143	5	19.6
28 Alaska Anchorage	21/108	5	19.4
29 Ferris State	30/155	1	19.4
Notre Dame	30/155	2	19.4
31 New Hampshire	20/105	3	19.0
32 Ohio State	29/155	3	18.7
33 Nebraska Omaha	23/124	3	18.5
34 Massachusetts	25/136	3	18.4
35 Merrimack	24/133	3	18.0
36 Quinnipiac	27/150	4	18.0
37 Western Michigan	25/141	3	17.7
38 Vermont	28/158	5	17.7
39 Providence	24/137	2	17.5
40 Michigan State	21/121	1	17.4
41 RIT	24/140	2	17.1
42 Clarkson	25/149	4	16.8
43 Air Force	24/145	4	16.6
44 Alaska	23/139	2	16.5
45 Brown	18/115	5	15.7
46 Michigan	19/122	0	15.6
47 Rensselaer	19/138	4	13.8
48 Miami	18/133	2	13.5
49 Dartmouth	11/82	2	13.4
50 Army	16/120	4	13.3
51 Bentley	16/127	2	12.6
52 American Int'l	15/121	4	12.4
53 Northeastern	14/115	8	12.2
54 Robert Morris	15/138	2	10.9
55 Canisius	11/110	5	10.0
56 Bowling Green	14/142	2	9.9
57 Sacred Heart	11/140	10	7.9
58 Alab-Huntsville	9/124	4	7.3

## PENALTY KILL

PENALTY KILL	Totals	SHF	PK%
1 Robert Morris	120/129	3	93.0
2 Michigan State	110/123	2	89.4
Quinnipiac	110/123	4	89.4
4 Yale	90/104	1	86.5
5 Lake Superior	101/117	1	86.3
6 Boston College	119/138	10	86.2
7 RIT	144/167	5	86.2
8 Northern Michigan	122/142	1	85.9
9 Union	97/113	4	85.8
10 Miami	136/160	6	85.0
11 Western Michigan	111/131	1	84.7
12 Bemidji State	105/124	2	84.7
13 Brown	99/117	4	84.6
14 Nebraska Omaha	93/110	6	84.5
15 Rensselaer	124/147	2	84.4
16 Connecticut	111/132	3	84.1
17 Michigan Tech	109/130	3	83.8
18 Ferris State	124/148	5	83.8
19 Ohio State	122/146	2	83.6
20 Boston University	132/158	8	83.5
21 Minnesota	121/145	6	83.4
22 Bowling Green	131/157	3	83.4
23 Michigan	112/135	3	83.0
24 Army	99/120	2	82.5
25 UMass Lowell	84/102	4	82.4
26 Clarkson	137/167	2	82.0
27 New Hampshire	73/89	4	82.0
28 Holy Cross	100/122	4	82.0
29 Bentley	107/131	5	81.7
30 Air Force	89/109	3	81.7
31 Merrimack	120/147	3	81.6
32 North Dakota	101/124	3	81.5
33 Notre Dame	98/121	2	81.0
34 Niagara	119/147	4	81.0
35 Alaska	109/135	2	80.7
American Int'l	109/135	3	80.7
37 Denver	113/140	2	80.7
38 Mercyhurst	100/124	2	80.6
39 Providence	118/147	8	80.3
40 Colgate	104/130	11	80.0
St. Lawrence	116/145	1	80.0
42 Colorado College	83/104	5	79.8
43 Alaska Anchorage	94/118	2	79.7
44 Princeton	86/108	1	79.6
45 Maine	108/136	3	79.4
46 Northeastern	99/125	4	79.2
47 Minnesota State	125/158	7	79.1
48 Minnesota Duluth	108/138	1	78.3
49 Canisius	117/151	2	77.5
50 Cornell	79/103	5	76.7
51 St. Cloud State	86/113	2	76.1
52 Harvard	66/87	0	75.9
53 Dartmouth	80/106	2	75.5
54 Massachusetts	101/136	1	74.3
55 Alab-Huntsville	111/150	1	74.0
56 Wisconsin	82/111	4	73.9
57 Sacred Heart	104/142	1	73.2
58 Vermont	70/104	3	67.3



# Hockey East Overall Scoring Leaders

## Scoring

				GP	G-A-P	PPG	PIM	PP	SH	GW	HT	+/-	NHL	
1	Spencer Abbott	ME	SR	F	29	16-33-49	1.69	5/10	2	0	2	1	+9	
2	Brian Flynn	ME	SR	F	29	14-26-40	1.38	10/31	7	0	3	0	+17	
3	Chris Kreider	BC	JR	F	29	18-15-33	1.14	26/52	5	3	4	0	+3	NYR
4	Joey Diamond	ME	JR	F	26	18-13-31	1.19	26/71	8	0	1	0	+4	
	T.J. Syner	UM	SR	F	28	11-20-31	1.11	18/55	1	0	0	0	+9	
	Stevie Moses	UNH	SR	F	29	20-11-31	1.07	6/12	7	1	4	2	-5	
7	Nick Sorkin	UNH	SO	F	29	6-24-30	1.03	5/10	4	1	1	1	-1	
8	Matt Nieto	BU	SO	F	25	11-18-29	1.16	12/24	2	1	2	0	+14	SJS
	Alex Chiasson	BU	JR	F	26	11-18-29	1.12	18/47	5	1	1	0	+14	DAL
	Sebastian StÅlberg	UVM	JR	F	28	11-18-29	1.04	7/22	6	0	1	0	-15	
11	Scott Wilson	UML	FR	F	26	13-15-28	1.08	9/18	3	0	2	0	+10	PIT
	Michael Pereira	UM	SO	F	27	15-13-28	1.04	7/14	6	0	2	2	+3	
	Riley Wetmore	UML	JR	F	27	9-19-28	1.04	12/24	4	1	1	0	+7	
	Conor Sheary	UM	SO	F	28	9-19-28	1.00	4/8	3	0	0	0	+14	
15	Chris Connolly	BU	SR	F	26	5-22-27	1.04	2/4	2	0	0	0	+11	
16	Barry Almeida	BC	SR	F	29	17-9-26	0.90	9/18	9	2	1	1	+2	
	Matt Mangene	ME	JR	F/D	29	13-13-26	0.90	13/26	8	1	4	1	+3	
	Pat Mullane	BC	JR	F	29	3-23-26	0.90	11/33	0	0	0	0	-2	
19	Derek Arnold	UML	SO	F	27	15-10-25	0.93	6/12	8	0	3	0	E	
	Will O'Neill	ME	SR	D	29	1-24-25	0.86	17/42	0	0	0	0	-5	WPG
21	Ludwig Karlsson	NU	FR	F	25	9-15-24	0.96	4/8	2	0	1	0	+6	
	Matt Ferreira	UML	SR	F	26	8-16-24	0.92	6/12	1	1	3	0	+13	
	Adam Clendening	BU	SO	D	26	2-22-24	0.92	20/48	1	0	0	0	+10	CHI
	Kevin Goumas	UNH	SO	F	28	6-18-24	0.86	13/37	1	2	1	0	+3	
	Johnny Gaudreau	BC	FR	F	29	13-11-24	0.83	4/8	3	0	3	0	+4	CGY

## Defenseman Scoring

				GP	G-A-P	PPG	PIM	PP	SH	GW	HT	+/-	NHL	
1	Will O'Neill	ME	SR	D	29	1-24-25	0.86	17/42	0	0	0	0	-5	WPG
2	Adam Clendening	BU	SO	D	26	2-22-24	0.92	20/48	1	0	0	0	+10	CHI
3	Brian Dumoulin	BC	JR	D	29	4-19-23	0.79	9/18	0	0	1	0	+10	CAR
4	Drew MacKenzie	UVM	SR	D	26	6-14-20	0.77	11/30	3	0	0	0	-18	BUF
	Chad Ruhwedel	UML	SO	D	26	3-17-20	0.77	6/12	1	0	1	0	+7	
	Joel Hanley	UM	SO	D	28	4-16-20	0.71	9/18	2	0	0	0	+8	
7	Karl Stollery	MC	SR	D	28	6-13-19	0.68	24/48	3	0	1	0	+14	
8	Tommy Cross	BC	SR	D	29	3-14-17	0.59	22/52	1	0	2	0	+2	BOS
9	Nick Bruneteau	UVM	SO	D	28	2-14-16	0.57	6/12	1	0	0	0	-16	
10	Brendan Ellis	MC	SO	D	26	2-13-15	0.58	7/25	1	0	0	0	+9	
	Jordan Heywood	MC	SO	D	28	3-12-15	0.54	14/50	0	0	1	0	+9	
	Trevor van Riemsdyk	UNH	FR	D	29	2-13-15	0.52	9/18	0	0	0	0	+6	
13	Kyle Bigos	MC	JR	D	25	3-11-14	0.56	31/76	1	0	1	0	+2	EDM
	Garrett Noonan	BU	SO	D	26	9-5-14	0.54	21/50	5	0	2	0	+16	NSH
	Michael Marcou	UM	SR	D	26	5-9-14	0.54	6/12	3	0	1	0	+5	

## Freshman Scoring

				GP	G-A-P	PPG	PIM	PP	SH	GW	HT	+/-	NHL	
1	Scott Wilson	UML	FR	F	26	13-15-28	1.08	9/18	3	0	2	0	+10	PIT
2	Ludwig Karlsson	NU	FR	F	25	9-15-24	0.96	4/8	2	0	1	0	+6	
	Johnny Gaudreau	BC	FR	F	29	13-11-24	0.83	4/8	3	0	3	0	+4	CGY
4	Kyle Reynolds	UVM	FR	F	28	10-12-22	0.79	12/24	4	0	2	0	-11	
	Ross Mauermann	PC	FR	F	28	8-14-22	0.79	9/21	1	3	1	0	-3	
6	Grayson Downing	UNH	FR	F	27	9-11-20	0.74	4/8	2	0	1	0	-4	
	Terrence Wallin	UML	FR	F	27	7-13-20	0.74	7/25	1	0	0	0	+16	
8	Steven Guzzo	UM	FR	F	27	7-8-15	0.56	12/35	1	0	2	0	+8	
	Drew Brown	PC	FR	F	28	4-11-15	0.54	3/6	2	0	1	0	-4	
	Trevor van Riemsdyk	UNH	FR	D	29	2-13-15	0.52	9/18	0	0	0	0	+6	
11	Stefan Demopoulos	PC	FR	F	23	7-7-14	0.61	12/24	1	1	0	0	-1	
12	Stephen Buco	UML	FR	F	24	2-11-13	0.54	9/18	0	0	0	0	+8	
	Colin Markison	UVM	FR	F	28	6-7-13	0.46	5/10	3	0	0	0	-10	
	Damian Cross	PC	FR	F	28	3-10-13	0.46	9/26	1	0	0	0	-5	
15	Connor Toomey	MC	FR	F	24	7-4-11	0.46	10/20	0	0	2	0	+7	

# Hockey East Overall Scoring Leaders

## Goal Scoring

				GP	G	GPG	Assist Scoring				GP	A	APG		
1	Stevie Moses	UNH	SR	F	29	20	0.69	1	Spencer Abbott	ME	SR	F	29	33	1.14
2	Joey Diamond	ME	JR	F	26	18	0.69	2	Brian Flynn	ME	SR	F	29	26	0.90
	Chris Kreider	BC	JR	F	29	18	0.62	3	Will O'Neill	ME	SR	D	29	24	0.83
4	Barry Almeida	BC	SR	F	29	17	0.59		Nick Sorkin	UNH	SO	F	29	24	0.83
5	Spencer Abbott	ME	SR	F	29	16	0.55	5	Pat Mullane	BC	JR	F	29	23	0.79
6	Michael Pereira	UM	SO	F	27	15	0.56	6	Chris Connolly	BU	SR	F	26	22	0.85
	Derek Arnold	UML	SO	F	27	15	0.56		Adam Clendening	BU	SO	D	26	22	0.85
8	Wade Megan	BU	JR	F	27	14	0.52	8	T.J. Syner	UM	SR	F	28	20	0.71
	Brian Flynn	ME	SR	F	29	14	0.48	9	Riley Wetmore	UML	JR	F	27	19	0.70
10	Corey Trivino	BU	SR	F	15	13	0.87		Conor Sheary	UM	SO	F	28	19	0.68
	Tim Schaller	PC	JR	F	21	13	0.62		Brian Dumoulin	BC	JR	D	29	19	0.66
	Scott Wilson	UML	FR	F	26	13	0.50		Kyle Beattie	ME	JR	F	29	19	0.66
	Johnny Gaudreau	BC	FR	F	29	13	0.45	13	Matt Nieto	BU	SO	F	25	18	0.72
	Matt Mangene	ME	JR	F/D	29	13	0.45		Alex Chiasson	BU	JR	F	26	18	0.69
15	Bill Arnold	BC	SO	F	27	12	0.44		Kevin Goumas	UNH	SO	F	28	18	0.64
									Sebastian StÅlberg	UVM	JR	F	28	18	0.64

## Power Play Goals

				GP	G	GPG	Power Play Points				GP	G-A-P	PPG		
1	Barry Almeida	BC	SR	F	29	9	0.31	1	Spencer Abbott	ME	SR	F	29	2-24-26	0.90
	Mark Anhoine	ME	SO	F	29	9	0.31	2	Sebastian StÅlberg	UVM	JR	F	28	6-14-20	0.71
3	Joey Diamond	ME	JR	F	26	8	0.31	3	Brian Flynn	ME	SR	F	29	7-11-18	0.62
	Wade Megan	BU	JR	F	27	8	0.30	4	Will O'Neill	ME	SR	D	29	0-16-16	0.55
	Derek Arnold	UML	SO	F	27	8	0.30	5	Alex Chiasson	BU	JR	F	26	5-8-13	0.50
	Matt Mangene	ME	JR	F/D	29	8	0.28		Wade Megan	BU	JR	F	27	8-5-13	0.48
7	Brian Flynn	ME	SR	F	29	7	0.24		Derek Arnold	UML	SO	F	27	8-5-13	0.48
	Stevie Moses	UNH	SR	F	29	7	0.24		Mark Anhoine	ME	SO	F	29	9-4-13	0.45
9	Tim Schaller	PC	JR	F	21	6	0.29	9	Adam Clendening	BU	SO	D	26	1-11-12	0.46
	Michael Pereira	UM	SO	F	27	6	0.22		Kyle Reynolds	UVM	FR	F	28	4-8-12	0.43
	Jesse Todd	MC	SR	F	27	6	0.22								
	Sebastian StÅlberg	UVM	JR	F	28	6	0.21								

## Shorthanded Goals

				GP	G	GPG	Game-Winning Goals				GP	G	GPG		
1	Ross Mauermann	PC	FR	F	28	3	0.11	1	Wade Megan	BU	JR	F	27	4	0.15
	Chris Kreider	BC	JR	F	29	3	0.10		David Vallorani	UML	SR	F	27	4	0.15
	Steven Whitney	BC	JR	F	29	3	0.10		Chris Kreider	BC	JR	F	29	4	0.14
4	Corey Trivino	BU	SR	F	15	2	0.13		Matt Mangene	ME	JR	F/D	29	4	0.14
	Tim Schaller	PC	JR	F	21	2	0.10		Stevie Moses	UNH	SR	F	29	4	0.14
	Braden Pimm	NU	SO	F	25	2	0.08	6	Matt Ferreira	UML	SR	F	26	3	0.12
	Wade Megan	BU	JR	F	27	2	0.07		Bill Arnold	BC	SO	F	27	3	0.11
	Kevin Goumas	UNH	SO	F	28	2	0.07		Josh Holmstrom	UML	SO	F	27	3	0.11
	Andy Balysky	PC	SR	F	28	2	0.07		Derek Arnold	UML	SO	F	27	3	0.11
	Barry Almeida	BC	SR	F	29	2	0.07		Johnny Gaudreau	BC	FR	F	29	3	0.10
									Brian Flynn	ME	SR	F	29	3	0.10
									Mark Anhoine	ME	SO	F	29	3	0.10

## Plus-Minus

				GP	+/-	Hat Tricks				GP	HT		
1	Brian Flynn	ME	SR	F	29	+17	1	Michael Pereira	UM	SO	F	27	2
2	Garrett Noonan	BU	SO	D	26	+16		Stevie Moses	UNH	SR	F	29	2
	Terrence Wallin	UML	FR	F	27	+16	3	Cody Ferriero	NU	SO	F	17	1
	Ryan Flanigan	MC	SR	F	27	+16		Tim Schaller	PC	JR	F	21	1
5	Matt Nieto	BU	SO	F	25	+14		Daniel Hobbs	UM	SR	F	25	1
	Alex Chiasson	BU	JR	F	26	+14		Conor Allen	UM	SO	D	27	1
	Joseph Pendenza	UML	SO	F	27	+14		Barry Almeida	BC	SR	F	29	1
	Conor Sheary	UM	SO	F	28	+14		Spencer Abbott	ME	SR	F	29	1
	Karl Stollery	MC	SR	D	28	+14		Matt Mangene	ME	JR	F/D	29	1
10	Matt Ferreira	UML	SR	F	26	+13							



# Hockey East Overall Goaltending Leaders

## Goals Against Average

			GP	Minutes	GA	GAA	Record	SO	Saves	Save %	NHL	
1	Doug Carr	UML	SO	23	1393:44	42	1.81	18-5-0	4	608	.935	
2	Casey DeSmith	UNH	FR	14	760:13	26	2.05	6-5-1	1	358	.932	
3	Joe Cannata	MC	SR	27	1641:48	57	2.08	14-7-6	2	739	.928	VAN
4	Parker Milner	BC	JR	19	1147:47	43	2.25	14-5-0	0	428	.909	
5	Kieran Millan	BU	SR	25	1461:46	59	2.42	15-9-1	3	732	.925	COL
6	Chris Rawlings	NU	JR	26	1532:07	68	2.66	11-12-3	1	763	.918	
7	Dan Sullivan	ME	SO	25	1444:25	65	2.70	16-6-3	1	620	.905	
8	Alex Beaudry	PC	SR	27	1476:52	75	3.05	11-13-2	2	627	.893	
9	Kevin Boyle	UM	FR	15	817:39	44	3.23	6-4-4	0	365	.892	
10	Matt Di Girolamo	UNH	SR	16	897:32	51	3.41	6-8-1	1	386	.883	
11	Rob Madore	UVM	SR	22	1242:47	80	3.86	4-16-1	0	527	.868	

## Save Percentage

			GP	Minutes	GA	GAA	Record	SO	Saves	Save %	NHL	
1	Doug Carr	UML	SO	23	1393:44	42	1.81	18-5-0	4	608	.935	
2	Casey DeSmith	UNH	FR	14	760:13	26	2.05	6-5-1	1	358	.932	
3	Joe Cannata	MC	SR	27	1641:48	57	2.08	14-7-6	2	739	.928	VAN
4	Kieran Millan	BU	SR	25	1461:46	59	2.42	15-9-1	3	732	.925	COL
5	Chris Rawlings	NU	JR	26	1532:07	68	2.66	11-12-3	1	763	.918	
6	Parker Milner	BC	JR	19	1147:47	43	2.25	14-5-0	0	428	.909	
7	Dan Sullivan	ME	SO	25	1444:25	65	2.70	16-6-3	1	620	.905	
8	Alex Beaudry	PC	SR	27	1476:52	75	3.05	11-13-2	2	627	.893	
9	Kevin Boyle	UM	FR	15	817:39	44	3.23	6-4-4	0	365	.892	
10	Matt Di Girolamo	UNH	SR	16	897:32	51	3.41	6-8-1	1	386	.883	
11	Rob Madore	UVM	SR	22	1242:47	80	3.86	4-16-1	0	527	.868	

## Saves

			GP	SVS/G	Saves	
1	Chris Rawlings	NU	JR	26	29.3	763
2	Joe Cannata	MC	SR	27	27.4	739
3	Kieran Millan	BU	SR	25	29.3	732
4	Alex Beaudry	PC	SR	27	23.2	627
5	Dan Sullivan	ME	SO	25	24.8	620
6	Doug Carr	UML	SO	23	26.4	608
7	Rob Madore	UVM	SR	22	24.0	527
8	Parker Milner	BC	JR	19	22.5	428
9	Matt Di Girolamo	UNH	SR	16	24.1	386
10	Kevin Boyle	UM	FR	15	24.3	365
11	Casey DeSmith	UNH	FR	14	25.6	358
12	Steve Mastalerz	UM	FR	9	23.9	215
13	Brian Billett	BC	FR	8	24.5	196
14	Jeff Teglia	UM	SO	8	23.4	187
15	Alex Vazzano	UVM	SO	7	23.0	161
16	Martin Ouellette	ME	SO	8	14.9	119
17	Brian Robbins	UML	FR	4	21.5	86
18	Justin Gates	PC	SR	5	16.6	83
19	Grant Rollheiser	BU	SR	4	20.2	81
20	Clay Witt	NU	SO	4	16.5	66

## Shutouts

			GP	Shutouts	
1	Doug Carr	UML	SO	23	4
2	Kieran Millan	BU	SR	25	3
3	Joe Cannata	MC	SR	27	2
	Alex Beaudry	PC	SR	27	2
5	Sam Marotta	MC	SO	2	1
	Steve Mastalerz	UM	FR	9	1
	Casey DeSmith	UNH	FR	14	1
	Matt Di Girolamo	UNH	SR	16	1
	Dan Sullivan	ME	SO	25	1
	Chris Rawlings	NU	JR	26	1

# Hockey East Overall Team Stats

## TEAM OFFENSE



Team	Games	Goals	G/GM
1 Maine	29	101	3.48
2 Boston University	27	94	3.48
3 Boston College	29	100	3.45
4 UMass Lowell	27	93	3.44
5 Massachusetts	28	89	3.18
6 New Hampshire	29	87	3.00
7 Northeastern	27	80	2.96
8 Merrimack	28	79	2.82
9 Providence	28	78	2.79
10 Vermont	28	65	2.32

## TEAM DEFENSE



Team	Games	Goals	G/GM
1 Merrimack	28	59	2.11
2 UMass Lowell	27	60	2.22
3 Boston College	29	75	2.59
4 Boston University	27	71	2.63
5 Northeastern	27	77	2.85
6 Maine	29	83	2.86
7 New Hampshire	29	86	2.97
8 Providence	28	90	3.21
9 Massachusetts	28	93	3.32
10 Vermont	28	117	4.18

## POWER PLAY



Team	Totals	SHA	PP %
1 Maine	41/140	9	29.3
2 Boston University	33/137	0	24.1
3 UMass Lowell	27/131	3	20.6
4 Boston College	28/137	6	20.4
5 New Hampshire	20/105	3	19.0
6 Massachusetts	25/136	3	18.4
7 Merrimack	24/133	3	18.0
8 Vermont	28/158	5	17.7
9 Providence	24/137	2	17.5
10 Northeastern	14/115	8	12.2

## PENALTY KILL



Team	Totals	SHF	PK %
1 Boston College	119/138	10	86.2
2 Boston University	132/158	8	83.5
3 UMass Lowell	84/102	4	82.4
4 New Hampshire	73/89	4	82.0
5 Merrimack	120/147	3	81.6
6 Providence	118/147	8	80.3
7 Maine	108/136	3	79.4
8 Northeastern	99/125	4	79.2
9 Massachusetts	101/136	1	74.3
10 Vermont	70/104	3	67.3

## PENALTY MINUTES



Team	Games	PIM	PIM/G
1 Boston University	27	538	19.9
2 Merrimack	28	503	18.0
3 Maine	29	493	17.0
4 Northeastern	27	435	16.1
5 Massachusetts	28	431	15.4
6 Providence	28	427	15.2
7 Boston College	29	410	14.1
8 Vermont	28	351	12.5
9 UMass Lowell	27	299	11.1
10 New Hampshire	29	293	10.1

## SHOTS ON GOAL



Team	Games	SOG	SOG/G
1 UMass Lowell	27	923	34.2
2 New Hampshire	29	953	32.9
3 Maine	29	924	31.9
4 Merrimack	28	882	31.5
5 Massachusetts	28	869	31.0
6 Boston College	29	894	30.8
7 Providence	28	860	30.7
8 Boston University	27	817	30.3
9 Vermont	28	792	28.3
10 Northeastern	27	710	26.3

## SCORING BY PERIOD



Team	1st	2nd	3rd	OT	Total
1 Maine	32	34	31	4	101
2 Boston College	29	40	29	2	100
3 Boston University	30	32	29	3	94
4 UMass Lowell	29	32	30	2	93
5 Massachusetts	26	27	35	1	89
6 New Hampshire	34	28	23	2	87
7 Northeastern	29	24	26	1	80
8 Merrimack	24	26	26	3	79
9 Providence	25	26	26	1	78
10 Vermont	20	19	25	1	65

## GOALS ALLOWED BY PERIOD



Team	1st	2nd	3rd	OT	Total
1 Merrimack	18	24	16	1	59
2 UMass Lowell	20	18	20	2	60
3 Boston University	24	23	23	1	71
4 Boston College	25	27	21	2	75
5 Northeastern	24	24	26	3	77
6 Maine	22	32	29	0	83
7 New Hampshire	28	29	26	3	86
8 Providence	28	31	29	2	90
9 Massachusetts	36	29	26	2	93
10 Vermont	31	47	38	1	117

## SPECIAL TEAMS NET



Team	PPF	SHA	PP NET	PPA	SHF	SH NET	ST NET
1 Boston University	33	0	+33	26	8	-18	+15
2 Boston College	28	6	+22	19	10	-9	+13
3 UMass Lowell	27	3	+24	18	4	-14	+10
4 Maine	41	9	+32	28	3	-25	+7
5 New Hampshire	20	3	+17	16	4	-12	+5
6 Providence	24	2	+22	29	8	-21	+1
7 Merrimack	24	3	+21	27	3	-24	-3
8 Vermont	28	5	+23	34	3	-31	-8
9 Massachusetts	25	3	+22	35	1	-34	-12
10 Northeastern	14	8	+6	26	4	-22	-16



# Hockey East Conference Scoring Leaders

## Scoring

				GP	G-A-P	PPG	PIM	PP	SH	GW	HT	+/-	NHL	
1	Spencer Abbott	ME	SR	F	22	12-19-31	1.41	3/6	1	0	2	1	+6	
2	Brian Flynn	ME	SR	F	22	9-21-30	1.36	6/23	3	0	3	0	+14	
3	Joey Diamond	ME	JR	F	22	16-11-27	1.23	20/51	7	0	1	0	+4	
4	Chris Kreider	BC	JR	F	21	13-13-26	1.24	16/32	4	3	2	0	+4	NYR
5	Matt Nieto	BU	SO	F	19	8-17-25	1.32	7/14	2	0	2	0	+10	SJS
6	Chris Connolly	BU	SR	F	20	3-21-24	1.20	2/4	1	0	0	0	+10	
7	Scott Wilson	UML	FR	F	20	10-11-21	1.05	9/18	3	0	2	0	+6	PIT
	T.J. Syner	UM	SR	F	21	8-13-21	1.00	15/38	1	0	0	0	+2	
9	Alex Chiasson	BU	JR	F	20	8-12-20	1.00	14/39	5	0	1	0	+5	DAL
	Sebastian StÅlberg	UVM	JR	F	21	7-13-20	0.95	5/18	5	0	0	0	-10	
	Conor Sheary	UM	SO	F	21	6-14-20	0.95	2/4	2	0	0	0	+6	
	Riley Wetmore	UML	JR	F	21	6-14-20	0.95	10/20	4	1	1	0	+3	
13	Derek Arnold	UML	SO	F	21	12-7-19	0.90	5/10	6	0	3	0	-3	
	Sahir Gill	BU	SO	F	21	9-10-19	0.90	3/6	2	1	2	0	+6	
	Kevin Hayes	BC	SO	F	21	5-14-19	0.90	3/6	2	0	2	0	+5	CHI
	Brian Dumoulin	BC	JR	D	21	3-16-19	0.90	7/14	0	0	0	0	+5	CAR
17	Ludwig Karlsson	NU	FR	F	19	9-9-18	0.95	4/8	2	0	1	0	+5	
	Michael Pereira	UM	SO	F	20	10-8-18	0.90	6/12	5	0	1	1	-3	
	Ryan Flanigan	MC	SR	F	20	5-13-18	0.90	13/34	0	1	1	0	+12	
	Barry Almeida	BC	SR	F	21	13-5-18	0.86	9/18	7	1	1	1	+1	
	Ross Mauermann	PC	FR	F	21	7-11-18	0.86	8/19	1	2	1	0	-2	
	Pat Mullane	BC	JR	F	21	1-17-18	0.86	10/31	0	0	0	0	-1	
	Stevie Moses	UNH	SR	F	22	10-8-18	0.82	6/12	4	0	2	0	-6	
	Matt Mangene	ME	JR	F/D	22	9-9-18	0.82	8/16	4	1	3	1	+1	
25	6 Players Tied With					17 Points								

## Defenseman Scoring

				GP	G-A-P	PPG	PIM	PP	SH	GW	HT	+/-	NHL	
1	Brian Dumoulin	BC	JR	D	21	3-16-19	0.90	7/14	0	0	0	0	+5	CAR
2	Adam Clendening	BU	SO	D	21	1-16-17	0.81	16/40	0	0	0	0	+5	CHI
3	Drew MacKenzie	UVM	SR	D	19	4-12-16	0.84	9/26	2	0	0	0	-12	BUF
	Will O'Neill	ME	SR	D	22	0-16-16	0.73	15/38	0	0	0	0	-8	WPG
5	Joel Hanley	UM	SO	D	21	4-11-15	0.71	4/8	2	0	0	0	E	
6	Chad Ruhwedel	UML	SO	D	20	3-11-14	0.70	6/12	1	0	1	0	+3	
	Karl Stollery	MC	SR	D	21	3-11-14	0.67	21/42	2	0	0	0	+9	
8	Tommy Cross	BC	SR	D	21	2-11-13	0.62	15/30	1	0	2	0	+2	BOS
9	Garrett Noonan	BU	SO	D	20	8-4-12	0.60	18/44	5	0	1	0	+8	NSH
10	Myles Harvey	PC	JR	D	21	6-5-11	0.52	14/28	5	0	2	0	E	
	Jordan Heywood	MC	SO	D	21	2-9-11	0.52	12/46	0	0	1	0	+3	
	Daniel New	PC	SR	D	21	2-9-11	0.52	15/41	2	0	0	0	E	
	Nick Bruneteau	UVM	SO	D	21	1-10-11	0.52	6/12	0	0	0	0	-11	
14	Kyle Bigos	MC	JR	D	19	3-7-10	0.53	23/60	1	0	1	0	E	EDM
15	7 Players Tied With					8 Points								

## Freshman Scoring

				GP	G-A-P	PPG	PIM	PP	SH	GW	HT	+/-	NHL	
1	Scott Wilson	UML	FR	F	20	10-11-21	1.05	9/18	3	0	2	0	+6	PIT
2	Ludwig Karlsson	NU	FR	F	19	9-9-18	0.95	4/8	2	0	1	0	+5	
	Ross Mauermann	PC	FR	F	21	7-11-18	0.86	8/19	1	2	1	0	-2	
4	Kyle Reynolds	UVM	FR	F	21	8-9-17	0.81	8/16	3	0	1	0	-10	
5	Johnny Gaudreau	BC	FR	F	21	9-6-15	0.71	3/6	2	0	1	0	+3	CGY
	Terrence Wallin	UML	FR	F	21	4-11-15	0.71	7/25	1	0	0	0	+10	
7	Drew Brown	PC	FR	F	21	3-10-13	0.62	2/4	2	0	1	0	-1	
8	Stefan Demopoulos	PC	FR	F	18	6-6-12	0.67	10/20	1	1	0	0	+1	
9	Grayson Downing	UNH	FR	F	20	6-5-11	0.55	4/8	2	0	1	0	-7	
	Damian Cross	PC	FR	F	21	2-9-11	0.52	9/26	1	0	0	0	-4	
11	Connor Toomey	MC	FR	F	17	5-4-9	0.53	9/18	0	0	1	0	+8	
	Colin Markison	UVM	FR	F	21	4-5-9	0.43	5/10	2	0	0	0	-7	
13	Alexx Privitera	BU	FR	D	12	3-5-8	0.67	8/16	2	0	1	0	+3	
	Casey Thrush	UNH	FR	F	19	2-6-8	0.42	1/2	0	0	0	0	+6	
	Stephen Bucu	UML	FR	F	19	1-7-8	0.42	6/12	0	0	0	0	+4	
	Steven Guzzo	UM	FR	F	21	3-5-8	0.38	8/27	0	0	0	0	+4	

# Hockey East Conference Scoring Leaders

## Goal Scoring

				GP	G	GPG	
1	Joey Diamond	ME	JR	F	22	16	0.73
2	Barry Almeida	BC	SR	F	21	13	0.62
	Chris Kreider	BC	JR	F	21	13	0.62
4	Corey Trivino	BU	SR	F	12	12	1.00
	Derek Arnold	UML	SO	F	21	12	0.57
	Spencer Abbott	ME	SR	F	22	12	0.55
7	Bill Arnold	BC	SO	F	21	11	0.52
8	Tim Schaller	PC	JR	F	15	10	0.67
	Michael Pereira	UM	SO	F	20	10	0.50
	Scott Wilson	UML	FR	F	20	10	0.50
	Wade Megan	BU	JR	F	21	10	0.48
	Stevie Moses	UNH	SR	F	22	10	0.45
13	Ludwig Karlsson	NU	FR	F	19	9	0.47
	Johnny Gaudreau	BC	FR	F	21	9	0.43
	Sahir Gill	BU	SO	F	21	9	0.43
	Brian Flynn	ME	SR	F	22	9	0.41
	Matt Mangene	ME	JR	F/D	22	9	0.41

## Assist Scoring

					GP	A	APG
1	Chris Connolly	BU	SR	F	20	21	1.05
	Brian Flynn	ME	SR	F	22	21	0.95
3	Spencer Abbott	ME	SR	F	22	19	0.86
4	Matt Nieto	BU	SO	F	19	17	0.89
	Pat Mullane	BC	JR	F	21	17	0.81
6	Brian Dumoulin	BC	JR	D	21	16	0.76
	Adam Clendenning	BU	SO	D	21	16	0.76
	Will O'Neill	ME	SR	D	22	16	0.73
9	Nick Sorkin	UNH	SO	F	22	15	0.68
10	Kevin Hayes	BC	SO	F	21	14	0.67
	Conor Sheary	UM	SO	F	21	14	0.67
	Riley Wetmore	UML	JR	F	21	14	0.67
13	Ryan Flanigan	MC	SR	F	20	13	0.65
	Chris Kreider	BC	JR	F	21	13	0.62
	T.J. Syner	UM	SR	F	21	13	0.62
	Vinny Saponari	NU	JR	F	21	13	0.62
	Matt Bergland	PC	SR	F	21	13	0.62
	Sebastian StÅlberg	UVM	JR	F	21	13	0.62

## Power Play Goals

				GP	G	GPG	
1	Barry Almeida	BC	SR	F	21	7	0.33
	Joey Diamond	ME	JR	F	22	7	0.32
	Mark Anthonie	ME	SO	F	22	7	0.32
4	Wade Megan	BU	JR	F	21	6	0.29
	Derek Arnold	UML	SO	F	21	6	0.29
6	Alex Chiasson	BU	JR	F	20	5	0.25
	Garrett Noonan	BU	SO	D	20	5	0.25
	Michael Pereira	UM	SO	F	20	5	0.25
	Jesse Todd	MC	SR	F	21	5	0.24
	Myles Harvey	PC	JR	D	21	5	0.24
	Sebastian StÅlberg	UVM	JR	F	21	5	0.24

## Power Play Points

				GP	G-A-P	PPG	
1	Sebastian StÅlberg	UVM	JR	F	21	5-10-15	0.71
2	Spencer Abbott	ME	SR	F	22	1-13-14	0.64
3	Alex Chiasson	BU	JR	F	20	5-7-12	0.60
	Brian Flynn	ME	SR	F	22	3-9-12	0.55
5	Matt Nieto	BU	SO	F	19	2-9-11	0.58
6	Chris Connolly	BU	SR	F	20	1-9-10	0.50
	Wade Megan	BU	JR	F	21	6-4-10	0.48
	Derek Arnold	UML	SO	F	21	6-4-10	0.48
	Kyle Reynolds	UVM	FR	F	21	3-7-10	0.48
	Mark Anthonie	ME	SO	F	22	7-3-10	0.45

## Shorthanded Goals

				GP	G	GPG	
1	Chris Kreider	BC	JR	F	21	3	0.14
2	Tim Schaller	PC	JR	F	15	2	0.13
	Andy Balysky	PC	SR	F	21	2	0.10
	Ross Mauermann	PC	FR	F	21	2	0.10
5	24 Players Tied With				1		

## Game-Winning Goals

				GP	G	GPG	
1	Bill Arnold	BC	SO	F	21	3	0.14
	Derek Arnold	UML	SO	F	21	3	0.14
	Brian Flynn	ME	SR	F	22	3	0.14
	Matt Mangene	ME	JR	F/D	22	3	0.14
5	18 Players Tied With				2		

## Plus-Minus

				GP	+/-	
1	Brian Flynn	ME	SR	F	22	+14
2	Joseph Pendenza	UML	SO	F	21	+13
3	Ryan Flanigan	MC	SR	F	20	+12
4	Matt Nieto	BU	SO	F	19	+10
	Chris Connolly	BU	SR	F	20	+10
	Matt Ferreira	UML	SR	F	20	+10
	Terrence Wallin	UML	FR	F	21	+10
8	Daniel Furlong	UML	SO	D	20	+9
	Karl Stollery	MC	SR	D	21	+9
	Ryan Hegarty	ME	SR	D	22	+9

## Hat Tricks

				GP	HT	
1	Cody Ferriero	NU	SO	F	12	1
	Tim Schaller	PC	JR	F	15	1
	Daniel Hobbs	UM	SR	F	19	1
	Michael Pereira	UM	SO	F	20	1
	Barry Almeida	BC	SR	F	21	1
	Spencer Abbott	ME	SR	F	22	1
	Matt Mangene	ME	JR	F/D	22	1



# Hockey East Conference Goaltending Leaders

## Goals Against Average

			GP	Minutes	GA	GAA	Record	SO	Saves	Save %	NHL	
1	Doug Carr	UML	SO	19	1140:43	36	1.89	14-5-0	3	515	.935	
2	Casey DeSmith	UNH	FR	11	671:24	24	2.14	5-5-1	1	326	.931	
3	Joe Cannata	MC	SR	21	1274:28	46	2.17	11-6-4	0	604	.929	VAN
4	Kieran Millan	BU	SR	19	1100:57	41	2.23	11-7-1	3	567	.933	COL
5	Parker Milner	BC	JR	13	783:53	31	2.37	10-3-0	0	293	.904	
6	Chris Rawlings	NU	JR	20	1187:15	54	2.73	7-11-2	1	605	.918	
7	Alex Beaudry	PC	SR	21	1144:59	56	2.93	10-9-1	1	481	.896	
8	Dan Sullivan	ME	SO	19	1079:41	53	2.95	11-6-2	0	503	.905	
9	Matt Di Girolamo	UNH	SR	11	649:11	35	3.23	4-6-1	1	278	.888	
10	Kevin Boyle	UM	FR	10	513:10	30	3.51	3-3-3	0	224	.882	
11	Rob Madore	UVM	SR	16	914:14	60	3.94	2-12-1	0	382	.864	

## Save Percentage

			GP	Minutes	GA	GAA	Record	SO	Saves	Save %	NHL	
1	Doug Carr	UML	SO	19	1140:43	36	1.89	14-5-0	3	515	.935	
2	Kieran Millan	BU	SR	19	1100:57	41	2.23	11-7-1	3	567	.933	COL
3	Casey DeSmith	UNH	FR	11	671:24	24	2.14	5-5-1	1	326	.931	
4	Joe Cannata	MC	SR	21	1274:28	46	2.17	11-6-4	0	604	.929	VAN
5	Chris Rawlings	NU	JR	20	1187:15	54	2.73	7-11-2	1	605	.918	
6	Dan Sullivan	ME	SO	19	1079:41	53	2.95	11-6-2	0	503	.905	
7	Parker Milner	BC	JR	13	783:53	31	2.37	10-3-0	0	293	.904	
8	Alex Beaudry	PC	SR	21	1144:59	56	2.93	10-9-1	1	481	.896	
9	Matt Di Girolamo	UNH	SR	11	649:11	35	3.23	4-6-1	1	278	.888	
10	Kevin Boyle	UM	FR	10	513:10	30	3.51	3-3-3	0	224	.882	
11	Rob Madore	UVM	SR	16	914:14	60	3.94	2-12-1	0	382	.864	

## Saves

			GP	SVS/G	Saves	
1	Chris Rawlings	NU	JR	20	30.2	605
2	Joe Cannata	MC	SR	21	28.8	604
3	Kieran Millan	BU	SR	19	29.8	567
4	Doug Carr	UML	SO	19	27.1	515
5	Dan Sullivan	ME	SO	19	26.5	503
6	Alex Beaudry	PC	SR	21	22.9	481
7	Rob Madore	UVM	SR	16	23.9	382
8	Casey DeSmith	UNH	FR	11	29.6	326
9	Parker Milner	BC	JR	13	22.5	293
10	Matt Di Girolamo	UNH	SR	11	25.3	278
11	Kevin Boyle	UM	FR	10	22.4	224
12	Steve Mastalerz	UM	FR	7	26.7	187
13	Jeff Teglia	UM	SO	7	24.3	170
14	Brian Billett	BC	FR	6	23.3	140
15	Alex Vazzano	UVM	SO	5	23.4	117
16	Martin Ouellette	ME	SO	6	16.8	101
17	Grant Rollheiser	BU	SR	4	20.2	81
18	Clay Witt	NU	SO	3	17.0	51
	Justin Gates	PC	SR	3	17.0	51
20	Chris Venti	BC	SR	3	16.0	48

## Shutouts

			GP	Shutouts	
1	Kieran Millan	BU	SR	19	3
	Doug Carr	UML	SO	19	3
3	Steve Mastalerz	UM	FR	7	1
	Matt Di Girolamo	UNH	SR	11	1
	Casey DeSmith	UNH	FR	11	1
	Chris Rawlings	NU	JR	20	1
	Alex Beaudry	PC	SR	21	1

# Hockey East Conference Team Stats

## TEAM OFFENSE



Team	Games	Goals	G/GM
1 Boston University	21	75	3.57
2 Boston College	21	71	3.38
3 Maine	22	73	3.32
4 UMass Lowell	21	69	3.29
5 Providence	21	62	2.95
6 Massachusetts	21	61	2.90
7 Northeastern	21	58	2.76
8 Merrimack	21	54	2.57
9 New Hampshire	22	56	2.55
10 Vermont	21	46	2.19

## TEAM DEFENSE



Team	Games	Goals	G/GM
1 Merrimack	21	47	2.24
2 UMass Lowell	21	49	2.33
3 Boston University	21	53	2.52
4 Boston College	21	56	2.67
5 New Hampshire	22	61	2.77
6 Northeastern	21	61	2.90
7 Maine	22	68	3.09
8 Providence	21	67	3.19
9 Massachusetts	21	72	3.43
10 Vermont	21	91	4.33

## POWER PLAY



Team	Totals	SHA	PP %
1 Boston University	29/106	0	27.4
2 Maine	27/99	9	27.3
3 Boston College	22/102	4	21.6
4 UMass Lowell	20/95	3	21.1
5 Providence	20/98	1	20.4
6 Merrimack	17/88	3	19.3
7 Massachusetts	19/107	3	17.8
8 Vermont	21/124	4	16.9
9 New Hampshire	12/75	2	16.0
10 Northeastern	9/79	4	11.4

## PENALTY KILL



Team	Totals	SHF	PK %
1 Boston University	107/125	4	85.6
2 Boston College	88/104	7	84.6
3 New Hampshire	58/69	1	84.1
4 UMass Lowell	65/79	3	82.3
5 Providence	90/110	7	81.8
6 Merrimack	91/112	3	81.2
7 Northeastern	73/92	3	79.3
8 Massachusetts	77/101	1	76.2
9 Maine	76/100	1	76.0
10 Vermont	52/81	3	64.2

## PENALTY MINUTES



Team	Games	PIM	PIM/G
1 Boston University	21	435	20.7
2 Merrimack	21	412	19.6
3 Northeastern	21	355	16.9
4 Providence	21	347	16.5
5 Maine	22	344	15.6
6 Boston College	21	324	15.4
7 Massachusetts	21	309	14.7
8 Vermont	21	281	13.4
9 UMass Lowell	21	238	11.3
10 New Hampshire	22	238	10.8

## SHOTS ON GOAL



Team	Games	SOG	SOG/G
1 UMass Lowell	21	694	33.0
2 New Hampshire	22	706	32.1
3 Maine	22	687	31.2
4 Boston College	21	644	30.7
5 Massachusetts	21	640	30.5
6 Merrimack	21	636	30.3
7 Boston University	21	631	30.0
8 Providence	21	630	30.0
9 Vermont	21	612	29.1
10 Northeastern	21	559	26.6

## SCORING BY PERIOD



Team	1st	2nd	3rd	OT	Total
1 Boston University	23	27	24	1	75
2 Maine	22	25	23	3	73
3 Boston College	23	27	19	2	71
4 UMass Lowell	20	25	23	1	69
5 Providence	20	19	22	1	62
6 Massachusetts	21	18	21	1	61
7 Northeastern	23	17	17	1	58
8 New Hampshire	24	18	13	1	56
9 Merrimack	16	19	16	3	54
10 Vermont	14	13	18	1	46

## GOALS ALLOWED BY PERIOD



Team	1st	2nd	3rd	OT	Total
1 Merrimack	16	17	13	1	47
2 UMass Lowell	18	15	15	1	49
3 Boston University	18	18	16	1	53
4 Boston College	18	19	18	1	56
5 New Hampshire	21	20	17	3	61
Northeastern	20	18	20	3	61
7 Providence	23	20	22	2	67
8 Maine	20	23	25	0	68
9 Massachusetts	26	24	20	2	72
10 Vermont	26	34	30	1	91

## SPECIAL TEAMS NET



Team	PPF	SHA	PP NET	PPA	SHF	SH NET	ST NET
1 Boston University	29	0	+29	18	4	-14	+15
2 Boston College	22	4	+18	16	7	-9	+9
3 UMass Lowell	20	3	+17	14	3	-11	+6
Providence	20	1	+19	20	7	-13	+6
5 New Hampshire	12	2	+10	11	1	-10	0
6 Merrimack	17	3	+14	21	3	-18	-4
7 Maine	27	9	+18	24	1	-23	-5
8 Massachusetts	19	3	+16	24	1	-23	-7
9 Vermont	21	4	+17	29	3	-26	-9
10 Northeastern	9	4	+5	19	3	-16	-11

