



MEN'S WEEKLY RELEASE


Pete Souris
Assistant Commissioner
for Public Relations
Hockey East Association
 591 North Ave – #2
 Wakefield, MA 01880
 Office: (781) 245-2122
 Cell: (603) 512-1166
 psouris@HockeyEastOnline.com

FOR IMMEDIATE RELEASE: MONDAY, NOVEMBER 7, 2011

WEEKLY RELEASE #5

PROVIDENCE SWEEPS VERMONT; UNH PICKS UP FOUR POINTS


~ UML dominates No. 12 BU; BC, UMass split; Merrimack nets three points vs. NU ~



ATHLETIC REPUBLIC PLAYER OF THE WEEK

#11 TIM SCHALLER, PROVIDENCE COLLEGE (Junior Forward; Merrimack, N.H.)


Schaller scored four goals in two games, including his first career hat trick on Friday against Vermont at Schneider Arena. Finished with weekend three power-play goals and one short-handed score in the two games. He registered 14 shots on goal and a +2 rating on the weekend.



PRO AMBITIONS ROOKIE OF THE WEEK

#23 SCOTT WILSON, UMASS-LOWELL (Freshman Forward; Oakville, Ont.)

Wilson recorded three points (1g,2a), three shots on goal and a +3 plus/minus rating in the River Hawks 7-1 take down of No. 12 Boston University on Saturday at the Tsongas Center.



HOCKEY EAST DEFENSIVE PLAYER OF THE WEEK

#35 JOE CANNATA, MERRIMACK (Senior Goaltender; Wakefield, Mass.)

Cannata stopped 47 of 50 shots (.940 save%) leading Merrimack to a three-point weekend against Northeastern. He recorded 30 saves on Friday in the 1-1 tie and 17 saves in the 3-2 overtime win on Saturday at Matthews Arena.



HOCKEY EAST TEAM OF THE WEEK

NEW HAMPSHIRE WILDCATS

The Wildcats scored 10 goals over their four-point weekend. UNH put up seven goals on Friday against UMass and edged arch rival Maine by a 3-2 score on Saturday at the Whittemore Center. UNH went 2-for-5 on the power play over the weekend.

2011-2012 HEA STANDINGS

Rk.	Team	GP	W	L	T	Pts	Overall	Conf. Off.	Conf. Def.
1.	Boston College	7	6	1	0	12	8-2-0	4.29 (30)	2.29 (16)
2.	Merrimack	6	5	0	1	11	7-0-1	3.00 (14)	1.33 (5)
3.	Providence	6	4	2	0	8	4-3-1	4.33 (26)	3.00 (18)
4.	Maine	6	3	3	0	6	3-4-1	3.00 (15)	3.00 (10)
	New Hampshire	6	3	3	0	6	4-4-1	2.67 (6)	3.50 (16)
6.	Boston University	5	2	2	1	5	3-3-1	3.20 (15)	3.60 (11)
7.	Massachusetts	7	1	4	2	4	2-4-2	3.14 (15)	4.14 (20)
	Northeastern	8	1	5	2	4	1-5-2	2.38 (16)	3.25 (22)
9.	UMass-Lowell	3	1	2	0	2	3-3-0	4.00 (12)	3.67 (11)
10.	Vermont	4	0	4	0	0	1-5-0	1.50 (3)	4.50 (8)

RECENT RESULTS

Friday, November 4

at No. 1 Boston College 5, Maine 1 *
 at UNH 7, Massachusetts 3 *
 at Providence 5, Vermont 2 *
 Northeastern 1 at No. 7 Merrimack 1 (OT) *

Saturday, November 5

at Massachusetts 4, No. 1 Boston College 2 *
 at UMass-Lowell 7, No. 12 Boston University 1 *
 at UNH 3, Maine 2 *
 No. 7 Merrimack 3 at Northeastern 2 (OT) *
 at Providence 5, Vermont 1 *

UPCOMING GAMES

Friday, November 11

Northeastern at No. 2 Boston College *
 No. 4 Merrimack at Boston U. *
 UMass-Lowell at Maine * (WABI/CW)
 Holy Cross at Massachusetts (6pm)
 Alabama-Huntsville at Providence

Saturday, November 12

UMass-Lowell at Maine *
 Northeastern at Massachusetts * (CBS3, WBIN)
 UNH at Vermont * (WCAX-TV)
 Alabama-Huntsville at Providence

Sunday, November 13

Boston U. at No. 2 Boston College *
 (4pm, CBSSN)

ALL TIMES EST, 7PM, unless noted
 * denotes conference game

The 28th ANNUAL HOCKEY EAST CHAMPIONSHIP TOURNAMENT

MARCH 16-17, 2012



TICKETS GO ONSALE
Saturday, December 3rd, 2011
at the TD Garden Box Office,
at www.ticketmaster.com or
by calling 800-745-3000

HOCKEY EAST WEEKLY TOP PERFORMERS

Spencer Abbott, Maine (Sr., F, Hamilton, Ont.) Scored two goals in Maine's 3-2 loss at New Hampshire.
Derek Arnold, UML (So., F, Foxboro, Mass.) Scored twice in UMass Lowell 7-1 upset of No. 12 Boston University, including the game-winning goal.
Alex Beaudry, PC (Sr., G, Cumberland, Ont.) Stopped 62 of 65 shots (.954 save%), including 32 saves Friday night.
Rhett Bly, MC (So., F, Regina, Sask.) Scored the lone goal in a 1-1 tie Friday before assisting on the game-winning goal Saturday in overtime.
Doug Carr (So., G, Hanover, Mass.) Stood tall with 15 saves, shutting down the Terriers for the final 59:44 minutes of play in the 7-1 victory.
Mike Collins, MC (So., F, Boston, Mass.) Scored a pair of power play goals in Merrimack's 3-2 OT win on Saturday.
Matt Di Girolamo, UNH (Sr., G, Ambler, Pa.) Stopped 60-of-65 shots (.923 save%) in a weekend sweep of UMass and Maine.
Grayson Downing, UNH (Fr., F, Abbottsford, B.C.) Recorded a goal and an assist in UNH's 7-3 win over UMass.
Matt Ferreira, UML (Sr., F, Brampton, Ont.) Tallied three assists and a +2 rating in the 7-1 victory over No. 12 Boston University.
Ryan Flanigan, MC (Sr., F, Rochester, NY) Scored the game-winner in overtime shorthanded on Saturday at Northeastern.
Myles Harvey, PC (Jr., D, Orlando, Fla.) Totaled three points in two games, including one goal and one assist on Saturday.
Chris Kreider, BC (Jr., F, Boxford, Mass.) Scored once in each game and finished the weekend with four points (2g,2a).
Ross Mauermann, PC (Fr., F, Janesville, Wis.) Totaled three points in two games, including a goal and assist Friday. Netted a SHG Saturday.
Mike McLaughlin, NU (Sr., F, Seaforth, Ont.) Tallied his first multi-point game of the season against Merrimack on Saturday night.
Adam Phillips, UMass (So., D, Farmington Hills, Mich.) Phillips tallied three assists for the weekend, including two in the win over No. 1 BC.
Conor Sheary, UMass (So., F, Melrose, Mass.) Factored into all three UMass goals in the loss at UNH (1g,2a) and was +2 for the weekend.
Nick Sorkin, UNH (So., F, Rockville, Md.) Registered a goal and three assists in UNH's Hockey East sweep of UMass and Maine this weekend.
Jon Swavelly, Maine (So., F, Reading, Pa.) Had a goal and an assist for the Black Bears in two games.
T.J. Syner, UMass (Sr., F, Springfield, Mass.) Scored a pair of goals over the weekend extending his scoring streak to four games.
Steven Whitney, BC (Jr., F, Reading, Mass.) Scored once in each game over the weekend and totaled three points (2g,1a).

THE 28TH ANNUAL HOCKEY EAST CHAMPIONSHIP TOURNAMENT MARCH 16-17, 2012

AT THE TD GARDEN, BOSTON, MASS.



TICKETS GO ON SALE

SATURDAY, DECEMBER 3RD, 2011

(800) 745-3000,

VISIT WWW.TICKETMASTER.COM OR
THE TD GARDEN BOX OFFICE



ATHLETIC REPUBLIC

ARMY ROTC THREE STARS AWARD

At the conclusion of each Hockey East game, the "Army ROTC Three Stars of The Game" are selected. Here are the 2011-2012 season leaders to date:

Rk.	Name	Cl.	Pos.	School
1.	Bill Arnold	So.	F	BC
	Chris Kreider	Jr.	F	BC
3.	Matt Nieto	So.	F	BU
	Mike Collins	So.	F	MC
5.	Myles Harvey	Jr.	D	PC
	Parker Milner	Jr.	G	BC
	Chris Rawlings	Jr.	G	NU
	Jesse Todd	Sr.	F	MC



ARMY ROTC

CAREER FIRSTS/MILESTONES/WHO'S HOT?

ROCCO CARZO, UMass (MEDIA, PA.)

Has a four-game scoring streak with four assists

JAY CAMPER, UNH (ROCKY RIVER, OHIO)

Scored his first collegiate goal on Saturday night vs. Maine

DAMIAN CROSS, PC (NEPEAN, ONT.)

Has recorded one point in five consecutive games

JUSTIN DANIELS, NU (SUFFERN, N.Y.)

In the midst of a career-high five-game point streak

GRAYSON DOWNING, UNH (ABBOTTSFORD, B.C.)

Netted his first collegiate goal on Friday night against UMass

RYAN FLANIGAN, MC (ROCHESTER, N.Y.)

Extended his point streak to eight games on the season.

DANIEL FURLONG, UML (STONEHAM, MASS.)

recorded his first collegiate goal in the 7-1 win against the Terriers

KEVIN HAYES, BC (DORCHESTER, MASS.)

has points in eight straight games with 11 points (3g,8a)

CHRIS KREIDER, BC (BOXFORD, MASS.)

Has at least one point in nine of 10 games this season

COLIN MARKISON, UVM (PRINCETON, N.J.)

Recorded his first career point Saturday night at Providence

PAT MULLANE, BC (WALLINGFORD, CONN.)

Has scored at least one point in seven straight games

JOSEPH PENDENZA, UML (WILMINGTON, MASS.)

Is currently riding a five-game point streak (3g,4a)

PROVIDENCE PENALTY KILL

Has killed off 23 consecutive penalties with three SHG in that span

PROVIDENCE POWER PLAY

Went 5-for-14 (35.7%) in two games this weekend

TIM SCHALLER, PC (MERRIMACK, N.H.)

Recorded his first career hat trick Friday vs. Vermont

NICK SORKIN, UNH (ROCKVILLE, MD.)

Extended his point streak to seven games with 11 points (5g,6a)

STEVEN WHITNEY, BC (READING, MASS.)

Has scored a goal in each of the last four games for the Eagles

OLEG YEVENKO, UMass (MINSK, BELARUS)

Notched his first collegiate goal vs. No. 1 BC Saturday

TEAM NOTES

BOSTON COLLEGE: BC has scored seven power-play goals in its last four games. It is 7-for-17 (41.2%) during this stretch and has improved to 12-for-44 (27.3 percent) on the year, a standard good for fifth among national leaders. The team scored its second shorthanded goal of the season against Maine on Friday and went 10-for-11 killing penalties over the weekend, improving its kill rate to 90.6 percent (48-of-53), a mark also good for fifth in the nation...UMass' 4-2 win over the Eagles on Saturday snapped BC's six-game win streak, its 14-game conference win streak (dating back to Feb. 19, 2011 against Northeastern) and its 12-game win streak against the Minutemen. The Eagles last loss to UMass on Nov. 22, 2008 in the Mullins Center. With three points in the team's 5-1 home win over Maine on Friday, junior Chris Kreider matched his career best for the second time in as many games. The 6-foot-3, 225-pound forward now leads the team in points (15) and goals (8)...With six goals in 10 games, junior Steven Whitney matched his 36-game sophomore goal-scoring output and is one goal shy of tying his 42-game freshman goal total...Following last weekend in which BC was outshot 79-44 by UMass-Lowell, the Eagles totaled a combined 53-44 edge in shots in a two-game split with Maine and Massachusetts.

BOSTON UNIVERSITY: The Terriers are tied with Providence for the nation lead in shorthanded goals with four...Sophomores Sahir Gill (Terrace, B.C.) and Matt Nieto (Long Beach, Calif.) had lengthy streaks come to an end on Saturday, as Gill was held without a point for the first time this season and Nieto had an eight-game goal-scoring streak snapped...Saturday's loss to UMass Lowell was only its second in its last 12 meetings with the River Hawks...The 7-1 loss to Lowell was BU's most lopsided defeat since an 8-2 contest against Providence in the first game of the 1999 Hockey East quarterfinals...Redshirt freshman Yasin Cisse (Westmount, Que.) made his first appearance in the Terrier lineup on Saturday since suffering a season-ending injury on his first collegiate shift in last year's season opener against Wisconsin...BU is 2-0-0 against ranked opponents this season, but 1-3-1 against unranked teams...Last week it was announced that the New Year's Eve contest at Notre Dame will be the first-ever college hockey game broadcast on VERSUS.

MAINE: Maine's 5-1 loss at Boston College was the first loss for the Black Bears decided by more than two goals this season...Jon Swavely has his first goal of the season against BC...Maine outshot UNH 33-28 in the game on Saturday, including holding a 14-7 edge in the second period...Senior Spencer Abbott scored both of Maine's goals in the game at UNH. He is six point shy of the 100-point plateau...Senior captain Brian Flynn (Lynnfield, Mass.) played in his 120th consecutive game on Saturday night at New Hampshire...Maine was whistled for a season-low four penalties on Saturday night at New Hampshire...The game against New Hampshire on Saturday night was the lone meeting prior to facing each other at Fenway on Jan. 7...The River Hawks are coached by Norm Bazin, who served as an assistant coach previously for Tim Whitehead at UMass Lowell.

MASSACHUSETTS: In the split weekend with the loss at New Hampshire and the win over Boston College, UMass forwards scored 14 overall points, 11 of those coming from the 2nd and 3rd lines...Over the last four games, UMass is 5-of-22 on the power play (22.7%)...The win over Boston College snapped a 12-game losing skid to the Eagles – the last UMass win coming on Nov. 22, 2008 in the Mullins Center (4-3, OT)...The last time UMass defeated a No. 1 team in the country was on Nov. 14, 2008 against Boston University (5-1)...UMass has continued to reverse the penalty-taking trend over the last four games (5 pen/game) – that has dropped UMass from Hockey's East top team in penalty minutes to 5th (15.6/game)...Through the first eight games this season, UMass has increased scoring over last year's same time span. The Minutemen have 27 goals compared to 19 a year ago (+1.00g/game)

UMASS-LOWELL: The River Hawks upset No. 12, 7-1, in the Tsongas Center. The win snapped a seven-game losing streak to nationally ranked opponents and marked UMass Lowell's first victory over the Terriers at home since Dec. 7, 2007. The win came on the 28th anniversary of the program's first-ever victory as a Division I team, a 5-3 win at Maine in 1983. The River Hawks secured their third win on Saturday; while last season, UMass Lowell didn't record its third win until Jan. 21, 2010—the team's 23rd game of the year. The six goal victory was the program's largest since Mar. 7, 2009 against Maine (6-0) and the first time the River Hawks have ever beaten Boston University by more than three goals. By outshooting the Terriers 40-16, UMass Lowell has now recorded 35 or more shots on goal in all six games this season. Through two home games, the River Hawks are averaging 5,071 fans.

MERRIMACK: Merrimack is the only unbeaten team in the country following a three-point weekend against Northeastern...The Warriors trailed 2-0 on Saturday but rallied behind a pair of power play goals from Mike Collins (Boston, Mass.), before Ryan Flanigan scored the winner short-handed in overtime...Flanigan, who leads Merrimack in goals, assists, points, shots, and plus/minus, has points in every game this season and 15 straight dating back to last year. He has 39 points in his last 31 games...Merrimack has captured season series from Northeastern and Vermont and leads Maine 1-0...Collins and Flanigan are tied for the league lead in power play points, while Collins is tied for the lead in power play goals...The OT win was Merrimack's second straight OT win at Matthews Arena...Merrimack's penalty kill is tops in Hockey East at 91.3% and is third nationally...The defense tops the nation allowing 10 goals in eight games (1.25 per game)...Joe Cannata leads Hockey East in GAA, save percentage and winning percentage and ranks third, fifth and first nationally in those categories.

NEW HAMPSHIRE: UNH improved to .500 by extending its win streak to four and its unbeaten streak to five games (4-0-1) with a pair of Hockey East wins over Massachusetts (7-3) on Friday night and Maine (3-2) on Saturday night...UNH's five-game streak is the fourth longest active streak in Division I...On Friday night, UNH scored a season-high seven goals marking the first time since Oct. 29, 2010 at Cornell the 'Cats scored seven goals in a game...On Friday night 14 players tallied a point against Massachusetts with seven players with multi-point efforts...After scoring zero goals in the first two games and one goal through the first three games, UNH has responded with 25 goals over the last six contests including 10 this past weekend by nine different players...The Wildcats improved to 3-0-0 when leading after two periods thanks to a three-goal second period...UNH captured its ninth-straight win over Maine at Whittemore Center on Saturday night. The 'Cats jumped out to a 3-0 lead and held off a late Maine charge...Matt Di Girolamo is 4-0-0 with a 2.00 GAA and a .933 save percentage over the last four games.

NORTHEASTERN: On Friday night at Merrimack, Northeastern blemished No. 7 Merrimack's perfect 6-0-0 record and earned its first road point of the season in a 1-1 tie at Lawler Arena. Northeastern's penalty killing unit displayed its strongest effort of the season and blanked the sixth-ranked power play in the country. The Huskies shut down the Warriors' power play on all seven opportunities. Justin Daniels was the Huskies' goal scorer, putting away his team-leading fifth tally and first-career game-tying goal. That goal capped off a career-high and team-best five-game point streak, amassing three goals and two assists in that stretch. Linemate Steve Quailer assembled a career-best three-game point streak with the assist at Merrimack. The Arvada, Colo. native has scored a point in consecutive games on eight occasions in his career. The Huskies' first-line unit consisting of Justin Daniels, Steve Quailer and Vinny Saponari all scored at least one point in the last three games dating back from the Nov. 4 outing at Merrimack.

PROVIDENCE COLLEGE: Providence improved to 4-0 in Hockey East home games as they posted back-to-back wins over Vermont...Seven of the 10 Providence goals this weekend came via the special teams as they had five power-play scores and two short-handed goals...Providence has scored at least one power-play goal in six of the first eight games...The Friars scored three power-play goals on Saturday, marking the first time since February 9, 2010 that PC netted three goals on the man advantage...Tim Schaller scored his first career hat trick on Friday, marking the first three-goal game by a Friar since November 12, 2010...It also marked the first PC hat trick in a Hockey East game since February 19, 2010. Schaller has five goals this season, matching last season's total...PC has scored a short-handed goal in three of the last four games and overall has four goals while short-handed, one more than all of last season...Providence is outscoring opponents, 11-4, in the first period and, 12-8, in the third period.

VERMONT: Vermont's 15 shots in the third period against Providence on Saturday night matched a season-high for a single period. The Catamounts also posted 15 shots in the first period of the Friday night contest...UVM combined for 65 shots on goal in two games at Providence last weekend, marking the first two times it has reached 30+ shots this season...Dating back to last year's Hockey East Quarterfinals, Vermont has played six of its last eight games against teams ranked in the top-10...Vermont will play six of next eight games at home at Gutterson Fieldhouse, which includes a five-game homestand...Through six games, Connor Brickley has already matched his goal total (4) from his freshman year last season...The Catamounts have scored first in two of their last three games, and Brickley has provided both tallies.

HOCKEY EAST WEEKLY AWARDS

ATHLETIC REPUBLIC PLAYER OF THE WEEK

Week	Player (School)
Oct. 10	Brian Flynn (Maine)
Oct. 17	Myles Harvey (Providence)
Oct. 24	Bill Arnold (Boston College) Sebastian Stålberg (Vermont)
Oct. 31	Matt Mangene (Maine) Ryan Flanigan (Merrimack)
Nov. 7	Tim Schaller (Providence)

PRO AMBITIONS ROOKIE OF THE WEEK

Week	Player (School)
Oct. 10	Johnny Gaudreau (Boston College)
Oct. 17	Terrence Wallin (UMass-Lowell)
Oct. 24	Joseph Manno (Northeastern)
Oct. 31	Johnny Gaudreau (Boston College)
Nov. 7	Scott Wilson (UMass-Lowell)

HOCKEY EAST DEFENSIVE PLAYER OF THE WEEK

Week	Player (School)
Oct. 10	Kieran Millan (Boston University)
Oct. 17	Chris Rawlings (Northeastern)
Oct. 24	Sam Marotta (Merrimack)
Oct. 31	Matt Di Girolamo (New Hampshire)
Nov. 7	Joe Cannata (Merrimack)

HOCKEY EAST TEAM OF THE WEEK

Week	School
Oct. 10	Boston College Eagles
Oct. 17	Providence College Friars
Oct. 24	Boston College Eagles
Oct. 31	Merrimack College Warriors
Nov. 7	New Hampshire Wildcats

ATHLETIC REPUBLIC PLAYER OF THE MONTH

Week	Player (School)
Oct.	Bill Arnold (Boston College)

PRO AMBITIONS ROOKIE OF THE MONTH

Week	Player (School)
Oct.	Johnny Gaudreau (Boston College)

HOCKEY EAST GOALTENDER OF THE MONTH

Week	Player (School)
Oct.	Joe Cannata (Merrimack)

DIVISION I MEN'S NATIONAL POLLS

USA Today/USA Hockey Magazine Men's College Hockey Poll

Rk.	School, Pts. (FPV)	LR	Record
1.	Minnesota, 489 (27)	5	9-1-0
2.	Boston College, 469 (6)	1	8-2-0
3.	Colorado College, 415	2	5-1-0
4.	Merrimack, 390 (1)	7	7-0-1
5.	Michigan, 378	3	7-2-1
6.	Western Michigan, 360	6	6-1-3
7.	Notre Dame, 291	4	5-2-2
8.	Ferris State, 255	10	8-2-0
9.	Union, 225	11	5-1-3
10.	Yale, 169	9	2-1-1
11.	Lake Superior State, 148	13	8-2-0
12.	Denver, 140	8	3-3-2
13.	Minnesota Duluth, 123	14	5-3-2
14.	Dartmouth, 66	NR	3-1-0
15.	Northern Michigan, 46	NR	4-3-3

Others receiving votes: Michigan Tech, 29; Boston U., 26; Colgate, 24; Quinnipiac, 24; Nebraska Omaha, 6; Clarkson, 3; Air Force, 3; North Dakota, 1.

USCHO.com Div. I Men's Poll

Rk.	Team (FPV)	Record	Pts.	LW
1.	Minnesota (32)	9-1-0	956	5
2.	Boston College (15)	8-2-0	940	1
3.	Colorado College	5-1-0	845	2
4.	Michigan (1)	7-2-1	836	3
5.	Western Michigan	6-1-3	802	4
6.	Merrimack (2)	7-0-1	801	7
7.	Notre Dame	5-2-2	675	6
8.	Ferris State	8-2-0	647	10
9.	Union	5-1-3	536	13
10.	Minnesota-Duluth	5-3-2	483	14
11.	Lake Superior	8-2-0	474	11
12.	Denver	3-3-2	450	8
13.	Yale	2-1-1	448	9
14.	Northern Michigan	4-3-3	290	17
15.	Michigan Tech	6-3-1	272	16
16.	Boston University	3-3-1	207	12
17.	Dartmouth	3-1-0	161	NR
18.	Colgate	5-3-1	147	18
19.	Quinnipiac	7-3-1	129	19
20.	North Dakota	3-6-1	96	15

Others receiving votes: Clarkson 53, Nebraska-Omaha 51, Ohio State 51, Air Force 41, St. Cloud State 32, Miami 17, New Hampshire 16, Maine 14, Providence 8, Wisconsin 8, Cornell 6, UMass-Lowell 4, Michigan State 4.





Boston College
8-2-0
(6-1-0 HEA)

OCTOBER

7	vs Michigan State \$	W, 5-2
8	vs North Dakota \$	W, 6-2
14	DENVER (CBSSN)	L, 2-4
15	at New Hampshire*	W, 5-1
21	MASSACHUSETTS*	W, 4-2
22	at Northeastern	W, 4-3 (OT)
28	at UMass-Lowell*	W, 4-2
29	UMASS-LOWELL*	W, 6-3

NOVEMBER

4	MAINE*	W, 5-1
5	at Massachusetts*	L, 2-4
11	NORTHEASTERN*	7PM
13	BOSTON U.* (CBSSN)	4PM
18	at Notre Dame	7:30PM
26	at Yale	4PM

DECEMBER

2	BOSTON U.* (CBSSN)	7:30PM
3	at Boston U.*	7PM
6	PROVIDENCE*	7PM
9	at UMass-Lowell	7PM
29	vs Michigan %	7:30PM
30	vs TBA %	4/7:30PM

JANUARY

8	MERRIMACK*	1PM
13	at Massachusetts*	7PM
14	NORTHEASTERN* (FF)	6PM
20	at Maine*	7PM
21	at Maine*	7PM
27	NEW HAMPSHIRE*	7PM
28	at New Hampshire	7PM

FEBRUARY

6	vs. Northeastern (BP)	8PM
10	at Vermont (NBCCSN)	7:30PM
13	vs Harvard/BU (BP)	4:30/7:30PM
17	MERRIMACK*	7PM
18	at Merrimack*	7PM
24	at Providence*	7PM
25	PROVIDENCE*	3:30PM

MARCH

2	VERMONT* (CBSSN)	7:30PM
3	VERMONT* (CBSSN)	7PM

\$ - Ice Breaker Tournament (Grand Forks, ND)
% - Great Lakes Invitational (Detroit, MI)



Boston University
3-3-1
(2-2-1 HEA)

OCTOBER

1	ST. FRANCIS XAVIER(Exh.)	L, 4-6
8	NEW HAMPSHIRE*	W, 5-0
14	at Providence* (NESN)	L, 3-5
15	DENVER	W, 4-3
22	HOLY CROSS	L, 4-5
28	at Massachusetts*	T, 2-2 (OT)
29	MASSACHUSETTS*	W, 5-4 (OT)

NOVEMBER

5	at UMass-Lowell*	L, 1-7
11	MERRIMACK*	7PM
13	at Boston College* (CBSSN)	4PM
18	VERMONT* (NESN)	7PM
19	NEW HAMPSHIRE*	7PM
26	vs Cornell ^	8PM

DECEMBER

2	at BC* (CBSSN)	7:30PM
3	BOSTON COLLEGE*	7PM
8	at New Hampshire*	7PM
10	at Maine* (CBSSN)	7:30PM
31	at Notre Dame (NBCCSN)	7PM

JANUARY

6	MERRIMACK*	7PM
8	USA UNDER-18 (Exh.)	7PM
13	at Northeastern*	7PM
14	at Harvard	7PM
20	PROVIDENCE*	7PM
21	at Providence*	7PM
27	MAINE*	7PM
28	MAINE* (CBSSN)	7:30PM

FEBRUARY

3	at Merrimack*	7PM
6	vs Harvard (BP)	5PM
10	MASSACHUSETTS*	7PM
13	BC/NU (BP)	4:30/7:30PM
17	at UMass-Lowell*	7PM
18	UMASS-LOWELL*	7PM
24	at Vermont* (NBCCSN)	7:30PM
25	at Vermont*	7PM

MARCH

2	NORTHEASTERN*	7PM
3	at Northeastern*	7PM

^ - Madison Square Garden (NY, NY)

Home games in CAPS
* denotes Hockey East game



Maine
3-4-1
(3-3-0 HEA)

OCTOBER

2	NEW BRUNSWICK (Exh.)	W, 7-3
7	MERRIMACK*	L, 1-2
9	NORTHEASTERN*	W, 6-3
14	at North Dakota	L, 1-3
15	at North Dakota	T, 3-3 (OT)
28	PROVIDENCE*	W, 5-4 (OT)
29	PROVIDENCE*	W, 3-1

NOVEMBER

4	at Boston College*	L, 1-5
5	at New Hampshire*	L, 2-3
11	UMASS-LOWELL* (WAB/CW)	7PM
12	UMASS-LOWELL*	7PM
18	at Massachusetts*	7PM
23	USA UNDER-18 (Exh.)	7PM

DECEMBER

2	at Vermont*	7PM
3	at Vermont*	7PM
10	BOSTON U.* (CBSSN)	7:30PM
29	vs Clarkson%	4PM
30	vs UMass/Cornell%	4/7:30PM

JANUARY

4	VERMONT*	7PM
7	vs New Hampshire* (FF)	7:30PM
13	at Merrimack*	7PM
14	at Merrimack*	7PM
20	BOSTON COLLEGE*	7PM
21	BOSTON COLLEGE*	7PM
27	at Boston U.*	7PM
28	at Boston U.* (CBSSN)	7:30PM

FEBRUARY

3	ALABAMA-HUNTSVILLE	7PM
4	ALABAMA-HUNTSVILLE	7PM
10	at Providence* (COX)	7PM
11	at UMass-Lowell*	7PM
17	MASSACHUSETTS* (WAB/CW)	7PM
18	MASSACHUSETTS*	7PM
24	at Northeastern*	7PM
25	at Northeastern*	7PM

MARCH

3	NEW HAMPSHIRE*	7PM
---	----------------	-----

% - Florida College Classic (Estero, FL)



Massachusetts
2-4-2
(1-4-2 HEA)

OCTOBER

7	at Northeastern*	T, 3-3 (OT)
14	BENTLEY (CBS3)	W, 5-3
15	at Providence*	L, 4-6
21	at Boston College*	L, 2-4
28	BOSTON U.* (NESN)	T, 2-2 (OT)
29	at Boston U.*	L, 4-5 (OT)

NOVEMBER

4	at New Hampshire*	L, 3-7
5	BOSTON COLLEGE*	W, 4-2
11	HOLY CROSS	6PM
12	NORTHEASTERN* (CBS3/WBIN)	7PM
18	MAINE*	7PM
19	at UMass-Lowell	7PM
22	at Vermont*	7PM
26	at Quinnipiac (NESN)	3:30PM

DECEMBER

2	HARVARD (CBS3/WBIN)	7PM
7	YALE (CBS3)	7PM
29	vs Cornell%	7:30PM
30	vs Clarkson/Maine%	4/7:30PM

JANUARY

5	at Providence*	7PM
7	vs Vermont* (FF)	4PM
13	BOSTON COLLEGE*	7PM
20	VERMONT*	7PM
27	UMASS-LOWELL*	7PM
28	at UMass-Lowell*	7PM

FEBRUARY

3	at Northeastern*	7PM
4	MERRIMACK*	7PM
10	at Boston U.*	7PM
11	PROVIDENCE*	7PM
17	at Maine*	7PM
18	at Maine*	7PM
24	NEW HAMPSHIRE* (CBS3)	7PM
25	NEW HAMPSHIRE* (CBS3/WBIN)	7PM

MARCH

2	MERRIMACK* (CBS3/WBIN)	7PM
3	at Merrimack*	7PM

% - Florida College Classic (Estero, FL)



UMass-Lowell
3-3-0
(1-2-0 HEA)

OCTOBER

8	NEW BRUNSWICK (Exh.)	T, 3-3 (OT)
14	at Minnesota State	W, 4-2
15	at Minnesota State	W, 4-1
18	vs Connecticut	L, 2-3 (OT)
28	BOSTON COLLEGE*	L, 2-4
29	at Boston College*	L, 3-6

NOVEMBER

5	BOSTON U.*	W, 7-1
11	at Maine*	7PM
12	at Maine*	7PM
18	at New Hampshire*	7PM
19	MASSACHUSETTS*	7PM
25	ALABAMA-HUNTSVILLE	4PM

DECEMBER

2	NEW HAMPSHIRE*	7PM
3	at New Hampshire*	7PM
9	BOSTON COLLEGE*	7PM
11	at Northeastern*	7PM
29	vs Rensselaer+	4PM
30	vs Army/UConn+	4/7PM

JANUARY

5	RUSSIAN RED STARS (Exh.)	7PM
13	at Vermont*	7PM
20	NORTHEASTERN*	7PM
21	at Northeastern*	7PM
24	at Providence* (COX)	7PM
27	at Massachusetts*	7PM
28	MASSACHUSETTS*	7PM

FEBRUARY

3	VERMONT*	7PM
4	VERMONT*	7PM
10	MERRIMACK*	7PM
11	MAINE*	7PM
17	BOSTON U.*	7PM
18	at Boston U.*	7PM
24	at Merrimack*	7PM
25	MERRIMACK*	7PM

MARCH

2	at Providence*	7PM
3	PROVIDENCE*	7PM



Merrimack
7-0-1
(5-0-1 HEA)

OCTOBER

7 at Maine* W, 2-1
15 ARMY W, 3-2
21 NORTHEASTERN* W, 4-1
22 CONNECTICUT W, 5-0
28 at Vermont* W, 4-1
29 at Vermont* W, 4-2

NOVEMBER

4 NORTHEASTERN* T, 1-1 (OT)
5 at Northeastern* W, 3-2 (OT)
11 at Boston U.* 7PM
23 ALABAMA-HUNTSVILLE 7PM

DECEMBER

2 at Providence* (COX) 7PM
3 PROVIDENCE* 7PM
7 VERMONT* 7PM
10 at Colgate 7PM
17 UNION (WBIN) 4PM
30 vs St. Lawrence^ 4PM
31 vs Dartmouth/HolyCross^ 4/7PM

JANUARY

6 at Boston U.* 7PM
8 at Boston College* 1PM
13 MAINE* 7PM
14 MAINE* (WBIN) 7PM
20 NEW HAMPSHIRE* 7PM
21 at New Hampshire* 7PM
29 PROVIDENCE* (WBIN) 4PM

FEBRUARY

3 BOSTON U.* (WBIN) 7PM
4 at Massachusetts* 7PM
10 at UMass-Lowell* 7PM
11 NEW HAMPSHIRE* 7PM
17 at Boston College* 7PM
18 BOSTON COLLEGE* 7PM
24 UMASS-LOWELL* 7PM
25 at UMass-Lowell* 7PM

MARCH

2 at Massachusetts* 7PM
3 MASSACHUSETTS* 7PM

^Dartmouth Tournament (Hanover, NH)



New Hampshire
4-4-1
(3-3-0 HEA)

OCTOBER

1 NEW BRUNSWICK (Exh.) W, 3-0
8 at Boston U.* L, 0-5
14 at Northeastern* L, 0-4
15 BOSTON COLLEGE* L, 1-5
21 at St. Cloud State L, 5-7
22 at St. Cloud State T, 3-3 (OT)
28 UNION W, 2-1 (OT)
29 NORTHEASTERN* W, 5-2

NOVEMBER

4 MASSACHUSETTS* W, 7-3
5 MAINE* W, 3-2
12 at Vermont* 7PM
18 UMASS-LOWELL* (WBIN) 7PM
19 at Boston U.* 7PM
22 at Harvard 7PM
26 ALABAMA-HUNTSVILLE 7PM

DECEMBER

2 at UMass-Lowell* 7PM
3 UMASS-LOWELL* 7PM
8 BOSTON U.* (WBIN) 7PM
30 BROWN 7PM

JANUARY

7 vs Maine* (FF) 7:30PM
11 at Providence* (COX) 7PM
14 vs Dartmouth~ 7PM
20 at Merrimack* 7PM
21 MERRIMACK* (WBIN) 7PM
27 at Boston College* (WBIN) 7PM
28 BOSTON COLLEGE* 7PM

FEBRUARY

3 PROVIDENCE* (CBSSN) 7:30PM
4 at Providence* 7PM
10 NORTHEASTERN* (WBIN) 7PM
11 at Merrimack* 7PM
17 VERMONT* (WBIN) 7PM
18 VERMONT* 7PM
24 at Massachusetts* 7PM
25 at Massachusetts* 7PM

MARCH

3 at Maine* 7PM

~ Verizon Wireless Arena (Manchester, NH)



Northeastern
1-5-2
(1-5-2 HEA)

OCTOBER

2 ST. FRANCIS XAVIER (Exh.) L, 5-8
7 MASSACHUSETTS* T, 3-3 (OT)
9 at Maine* L, 3-6
14 NEW HAMPSHIRE* W, 4-0
21 at Merrimack* L, 1-4
22 BOSTON COLLEGE* L, 3-4 (OT)
29 at New Hampshire* L, 2-5

NOVEMBER

4 at Merrimack* T, 1-1 (OT)
5 MERRIMACK* L, 2-3 (OT)
11 at Boston College* 7PM
12 at Massachusetts* 7PM
18 PROVIDENCE* 7PM
19 VERMONT* 8PM
25 at Michigan 7PM

DECEMBER

2 at Notre Dame 7PM
3 at Notre Dame 7PM
11 UMASS-LOWELL* 7PM
30 vs Princeton& 5PM
31 vs Niagara/Minnesota& 4/7PM

JANUARY

7 USA U-18 (Exh.) 7PM
13 BOSTON U.* 7PM
14 at Boston College* (FF) 6PM
20 at UMass-Lowell* 7PM
21 UMASS-LOWELL* 7PM
27 at Vermont* 7PM
28 at Vermont* 7PM

FEBRUARY

3 MASSACHUSETTS* 7PM
6 vs Boston College (BP) 8PM
10 at New Hampshire* 7PM
13 vs Harvard/BU (BP) 4:30/7:30PM
17 PROVIDENCE* 7PM
18 at Providence* 7PM
24 MAINE* 7PM
25 MAINE* 7PM

MARCH

2 at Boston U.* 7PM
3 BOSTON U.* 7PM

* denotes Hockey East games



Providence
4-3-1
(4-2-0 HEA)

OCTOBER

14 BOSTON U.* (NESN) W, 5-3
15 MASSACHUSETTS* W, 6-4
21 MINNESOTA-DULUTH L, 2-5
22 MINNESOTA-DULUTH T, 2-2 (OT)
28 at Maine* L, 4-5 (OT)
29 at Maine* L, 1-3

NOVEMBER

4 VERMONT* W, 5-2
5 VERMONT* (COX) W, 5-1
11 ALABAMA-HUNTSVILLE 7PM
12 ALABAMA-HUNTSVILLE 7PM
18 NORTHEASTERN* 6:30PM
25 vs Miami (OH)\$ 6PM
26 vs Princeton\$ 6PM

DECEMBER

2 MERRIMACK* (COX) 7PM
3 at Merrimack* 7PM
6 at Boston College* 7PM

JANUARY

1 BROWN= 4PM
5 MASSACHUSETTS* 7PM
11 NEW HAMPSHIRE* (COX) 7PM
15 at Vermont* 4PM
20 at Boston U.* 7PM
21 BOSTON U.* 7PM
24 UMASS-LOWELL* (COX) 7PM
29 at Merrimack* 4PM

FEBRUARY

3 at UNH* (CBSSN) 7:30PM
4 NEW HAMPSHIRE* 7PM
10 MAINE* (COX) 7PM
11 at Massachusetts* 7PM
17 at Northeastern* 7PM
18 at Northeastern* 7PM
24 BOSTON COLLEGE* 7PM
25 at Boston College* 3:30PM

MARCH

2 UMASS-LOWELL* 7PM
3 at UMass-Lowell* 7PM

\$ - Denver Cup (Denver, CO)
= - Mayor's Cup (Providence, RI)



Vermont
1-5-0
(0-4-0 HEA)

OCTOBER

14 USA U-18 (Exh.) L, 1-2
21 at Minnesota L, 0-6
23 at Minnesota W, 5-4
28 MERRIMACK* L, 1-4
29 MERRIMACK* L, 2-4

NOVEMBER

4 at Providence* L, 2-5
5 at Providence* (COX) L, 1-5
12 NEW HAMPSHIRE (WCAX) 7PM
18 at Boston U.* (NESN) 7PM
19 at Northeastern* 8PM
22 MASSACHUSETTS* (WCAX) 7PM
25 COLGATE 7PM
27 DARTMOUTH 4PM

DECEMBER

2 MAINE* 7PM
3 MAINE* (WCAX) 7PM
7 at Merrimack* 7PM
17 ST. LAWRENCE (WCAX) 7PM
27 RUSSIAN ALL-STARS (Exh.) 7PM
29 LAKE SUPERIOR! (WCAX) 7PM
30 FERRIS STATE! (WCAX) 7PM

JANUARY

4 at Maine* 7PM
7 vs Massachusetts* (FF) 4:30PM
13 UMASS-LOWELL* 7PM
15 PROVIDENCE* 7PM
20 at MASSACHUSETTS* 7PM
27 NORTHEASTERN* 7PM
28 NORTHEASTERN* (WCAX) 7PM

FEBRUARY

3 at UMass-Lowell* 7PM
4 at UMass-Lowell* 7PM
10 BOSTON COLLEGE* (NBCSN) 7:30PM
17 at New Hampshire* 7PM
18 at New Hampshire* 7PM
24 BOSTON U.* (NBCSN) 7:30PM
25 BOSTON U.* 7PM

MARCH

2 at Boston College* 7:30PM
3 at Boston College* 7PM

National Category Leaders

Points Per Game			GP	G-A-P	P/GM
1	Dustin Walsh (MTL)	Dartmouth	JR F 4	2-5-7	1.75
2	Erik Haula (MIN)	Minnesota	SO F 10	7-10-17	1.70
3	Greg Miller	Cornell	JR F 3	2-3-5	1.67
	Brian Ferlin (BOS)	Cornell	FR F 3	2-3-5	1.67
	Kyle Flanagan	St. Lawrence	JR F 6	5-5-10	1.67
6	Matt White	Nebraska Omaha	SO F 10	5-11-16	1.60
7	Anders Lee (NYI)	Notre Dame	SO F 9	10-4-14	1.56
	T. J. Tynan (CLB)	Notre Dame	SO F 9	2-12-14	1.56
	Kelly Zajac	Union	SR F 9	2-12-14	1.56
10	Chris Kreider (NYR)	Boston College	JR F 10	8-7-15	1.50
	Rylan Schwartz	Colorado College	JR F 6	7-2-9	1.50
	Jaden Schwartz (STL)	Colorado College	SO F 6	4-5-9	1.50
	Alex Killorn (TBL)	Harvard	SR F 2	2-1-3	1.50
	Alex Fallstrom (BOS)	Harvard	JR F 2	0-3-3	1.50
	Nick Bjugstad (FLA)	Minnesota	SO F 10	8-7-15	1.50
	Kyle Rau (FLA)	Minnesota	FR F 10	8-7-15	1.50
17	Austin Smith (DAL)	Colgate	SR F 9	9-4-13	1.44
18	Matt Nieto (SJS)	Boston University	SO F 7	6-4-10	1.43
19	Bill Arnold (CGY)	Boston College	SO F 10	7-7-14	1.40
	Terry Broadhurst	Nebraska Omaha	JR F 10	8-6-14	1.40
	Justin Schultz (ANA)	Wisconsin	JR D 10	4-10-14	1.40
22	T.J. Syner	Massachusetts	SR F 8	4-7-11	1.38
	Lee Reimer	Michigan State	SO F 8	5-6-11	1.38
24	Jeremy Langlois	Quinnipiac	JR F 11	9-6-15	1.36
25	6 Players Tied With				1.33

Goals Against Average			Minutes	GA	GAA
1	Troy Grosenick	Union	SO	437:09	9 1.24
2	C.J. Motte	Ferris State	FR	239:58	5 1.25
3	Joe Cannata (VAN)	Merrimack	SR	426:45	10 1.41
4	Kent Patterson (COL)	Minnesota	SR	601:49	16 1.60
5	Shawn Hunwick	Michigan	SR	555:41	15 1.62
6	Alex Evin	Colgate	SR	184:09	5 1.63
7	Doug Carr	UMass Lowell	SO	179:46	5 1.67
8	Nick Pisellini	Western Michigan	JR	309:25	9 1.75
9	Stephen Caple	Air Force	SR	431:12	13 1.81
10	Mike Johnson	Notre Dame	JR	455:56	14 1.84
11	Raphael Girard	Harvard	SO	65:00	2 1.85
12	Paul Karpowich (STL)	Clarkson	SR	606:50	19 1.88
13	Cal Heeter	Ohio State	SR	434:19	14 1.93
14	Frank Slubowski	Western Michigan	FR	303:35	10 1.98
15	Reid Ellingson	Northern Michigan	SR	424:47	14 1.98
16	Jeff Malcolm	Yale	JR	242:06	8 1.98
17	Taylor Nelson	Ferris State	SR	359:10	12 2.00
18	Dan Clarke	Quinnipiac	SR	377:49	13 2.06
19	Joe Howe	Colorado College	JR	258:54	9 2.09
20	Kevin Kapalka	Lake Superior	SO	543:23	19 2.10
21	Ryan Faragher	St. Cloud State	FR	301:16	11 2.19
22	Parker Milner	Boston College	JR	602:13	22 2.19
23	Eric Levine	Robert Morris	JR	297:24	11 2.22
24	Rob Gunderson	Alaska Anchorage	SO	243:13	9 2.22
25	Juho Olkinuora	Denver	FR	182:11	7 2.31

Points Per Game (Defensemen)			GP	G-A-P	P/GM
1	Justin Schultz (ANA)	Wisconsin	JR D 10	4-10-14	1.40
2	Nick D'Agostino (PIT)	Cornell	JR D 3	0-4-4	1.33
	Joakim Ryan	Cornell	FR D 3	3-1-4	1.33
4	Nate Schmidt	Minnesota	SO D 10	1-11-12	1.20
5	Gabe Guentzel	Colorado College	SR D 6	2-5-7	1.17
6	Mat Bodie	Union	SO D 9	2-8-10	1.11
7	Mike Boivin	Colorado College	JR D 6	2-4-6	1.00
	Greg Pateryn (MTL)	Michigan	SR D 10	2-8-10	1.00
	Brady Lamb	Minnesota Duluth	SR D 10	3-7-10	1.00
10	Sam Labrecque	Clarkson	FR D 10	2-7-9	0.90
	Chad Billins	Ferris State	SR D 10	1-8-9	0.90
	Zach Trotman (BOS)	Lake Superior	JR D 10	4-5-9	0.90
	Mac Bennett (MTL)	Michigan	SO D 10	2-7-9	0.90
14	Joey LaLeggia	Denver	FR D 8	4-3-7	0.88
15	Adam Clendening (CHI)	Boston University	SO D 7	0-6-6	0.86
16	Michael Marcou	Massachusetts	SR D 6	1-4-5	0.83
	George Hughes	St. Lawrence	JR D 6	1-4-5	0.83
18	Brian Dumoulin (CAR)	Boston College	JR D 10	2-6-8	0.80
	Chad Ruhwedel	UMass Lowell	SO D 5	0-4-4	0.80
	Steven Seigo	Michigan Tech	JR D 10	2-6-8	0.80
	Devon Krogh	Ohio State	JR D 10	1-7-8	0.80
	Michael Sdao (OTT)	Princeton	JR D 5	3-1-4	0.80
	Nick Jensen (DET)	St. Cloud State	SO D 10	1-7-8	0.80

Save Percentage			Saves	GA	Save %
1	Troy Grosenick	Union	SO	166	9 .949
2	C.J. Motte	Ferris State	FR	91	5 .948
3	Kent Patterson (COL)	Minnesota	SR	258	16 .942
4	Shawn Hunwick	Michigan	SR	240	15 .941
5	Joe Cannata (VAN)	Merrimack	SR	153	10 .939
6	Jeff Malcolm	Yale	JR	120	8 .938
	Tony Capobianco	Canisius	SO	120	8 .938
8	Paul Karpowich (STL)	Clarkson	SR	279	19 .936
9	Alex Evin	Colgate	SR	73	5 .936
10	Nick Pisellini	Western Michigan	JR	128	9 .934
11	Reid Ellingson	Northern Michigan	SR	199	14 .934
12	Cal Heeter	Ohio State	SR	198	14 .934
13	Garrett Bartus	Connecticut	JR	282	20 .934
14	Austin Lee	Minnesota State	SR	201	15 .931
15	Ryan Faragher	St. Cloud State	FR	146	11 .930
16	Eric Levine	Robert Morris	JR	138	11 .926
17	Taylor Nelson	Ferris State	SR	149	12 .925
18	Josh Robinson	Michigan Tech	SR	233	19 .925
19	Joe Howe	Colorado College	JR	108	9 .923
	Raphael Girard	Harvard	SO	24	2 .923

Points Per Game (Freshmen)			GP	G-A-P	P/GM
1	Brian Ferlin (BOS)	Cornell	F 3	2-3-5	1.67
2	Kyle Rau (FLA)	Minnesota	F 10	8-7-15	1.50
3	Cole Gunner	Air Force	F 9	2-10-12	1.33
	Joakim Ryan	Cornell	D 3	3-1-4	1.33
	John McCarron	Cornell	F 3	0-4-4	1.33
6	Ross Mauermann	Providence	F 8	3-6-9	1.12
7	Johnny Gaudreau (CGY)	Boston College	F 10	5-5-10	1.00
	Massimo Lamacchia	Brown	F 4	3-1-4	1.00
	Joel Lowry (LOS)	Cornell	F 3	2-1-3	1.00
	Brandon McNally	Dartmouth	F 4	1-3-4	1.00
	Tyler Sikura	Dartmouth	F 4	2-2-4	1.00
	Scott Wilson (PIT)	UMass Lowell	F 6	2-4-6	1.00
	Damian Cross	Providence	F 8	2-6-8	1.00
	Stefan Demopoulos	Providence	F 6	2-4-6	1.00
	Matthew Peca (TBL)	Quinnipiac	F 11	3-8-11	1.00
16	Sam Labrecque	Clarkson	D 10	2-7-9	0.90
	Phil Di Giuseppe	Michigan	F 10	5-4-9	0.90
18	Ryan Dzingel (OTT)	Ohio State	F 9	3-5-8	0.89
19	Joey LaLeggia	Denver	D 8	4-3-7	0.88
	Jean-Paul Lafontaine	Minnesota State	F 8	5-2-7	0.88

Winning Percentage			W-L-T	Win %
1	Joe Cannata (VAN)	Merrimack	SR 6-0-1	.929
2	Kent Patterson (COL)	Minnesota	SR 9-1-0	.900
3	Stephen Caple	Air Force	SR 5-0-2	.857
4	Shawn Hunwick	Michigan	SR 7-1-1	.833
	Taylor Nelson	Ferris State	SR 5-1-0	.833
6	Parker Milner	Boston College	JR 8-2-0	.800
	Joe Howe	Colorado College	JR 4-1-0	.800
	Nick Pisellini	Western Michigan	JR 3-0-2	.800
9	Cal Heeter	Ohio State	SR 5-1-1	.786
10	Kevin Kapalka	Lake Superior	SO 7-2-0	.778
11	James Mello	Dartmouth	SR 3-1-0	.750
	C.J. Motte	Ferris State	FR 3-1-0	.750
13	Dan Clarke	Quinnipiac	SR 5-2-0	.714
	Mike Johnson	Notre Dame	JR 4-1-2	.714
	Troy Grosenick	Union	SO 4-1-2	.714
16	Paul Karpowich (STL)	Clarkson	SR 6-2-2	.700
	Frank Slubowski	Western Michigan	FR 3-1-1	.700
	Joel Rumpel	Wisconsin	FR 3-1-1	.700
19	Josh Robinson	Michigan Tech	SR 5-2-1	.688
20	Kenny Reiter	Minnesota Duluth	SR 5-2-2	.667

National Category Leaders

Goals Per Game		GP	G	G/GM
1	Rylan Schwartz	Colorado College	JR F 6	7 1.17
2	Anders Lee (NYI)	Notre Dame	SO F 9	10 1.11
3	Austin Smith (DAL)	Colgate	SR F 9	9 1.00
	Joakim Ryan	Cornell	FR D 3	3 1.00
	Alex Killorn (TBL)	Harvard	SR F 2	2 1.00
6	Travis Oleksuk	Minnesota Duluth	SR F 10	9 0.90
7	Brant Harris	Connecticut	SO F 8	7 0.88
8	Matt Nieto (SJS)	Boston University	SO F 7	6 0.86
9	Adam Schmidt	Holy Cross	SO F 6	5 0.83
	Kyle Flanagan	St. Lawrence	JR F 6	5 0.83
11	Jeremy Langlois	Quinnipiac	JR F 11	9 0.82
12	Chris Kreider (NYR)	Boston College	JR F 10	8 0.80
	Nick Bjugstad (FLA)	Minnesota	SO F 10	8 0.80
	Kyle Rau (FLA)	Minnesota	FR F 10	8 0.80
	Terry Broadhurst	Nebraska Omaha	JR F 10	8 0.80
16	Massimo Lamacchia	Brown	FR F 4	3 0.75
17	Corey Trivino (NYI)	Boston University	SR F 7	5 0.71
18	Bill Arnold (CGY)	Boston College	SO F 10	7 0.70
	Erik Haula (MIN)	Minnesota	SO F 10	7 0.70
	Danny Dries	Ohio State	SR F 10	7 0.70
21	14 Players Tied With			0.67

Assists Per Game		GP	A	A/GM
1	Alex Fallstrom (BOS)	Harvard	JR F 2	3 1.50
2	T. J. Tynan (CLB)	Notre Dame	SO F 9	12 1.33
	Kelly Zajac	Union	SR F 9	12 1.33
	Nick D'Agostino (PIT)	Cornell	JR D 3	4 1.33
	John McCarron	Cornell	FR F 3	4 1.33
6	Dustin Walsh (MTL)	Dartmouth	JR F 4	5 1.25
7	Charlie Coyle (MIN)	Boston University	SO F 7	8 1.14
8	Cole Gunner	Air Force	FR F 9	10 1.11
9	Nate Schmidt	Minnesota	SO D 10	11 1.10
	Matt White	Nebraska Omaha	SO F 10	11 1.10
11	Connor Jones	Quinnipiac	SO F 11	11 1.00
	Pat Mullane	Boston College	JR F 10	10 1.00
	Erik Haula (MIN)	Minnesota	SO F 10	10 1.00
	Drew LeBlanc	St. Cloud State	SR F 10	10 1.00
	Justin Schultz (ANA)	Wisconsin	JR D 10	10 1.00
	Riley Sheahan (DET)	Notre Dame	JR F 7	7 1.00
	Greg Carey	St. Lawrence	SO F 6	6 1.00
	Greg Miller	Cornell	JR F 3	3 1.00
	Brian Ferlin (BOS)	Cornell	FR F 3	3 1.00
20	Jack Connolly	Minnesota Duluth	SR F 10	9 0.90
	Mark Zengerle	Wisconsin	SO F 10	9 0.90
22	Mat Bodie	Union	SO D 9	8 0.89
23	Drew Shore (FLA)	Denver	JR F 8	7 0.88
	Brian Flynn	Maine	SR F 8	7 0.88
	T.J. Syner	Massachusetts	SR F 8	7 0.88

Power Play Goals		GP	PPG/G	PPG
1	Jeremy Welsh	Union	JR F 9	0.56 5
	Jeremy Langlois	Quinnipiac	JR F 11	0.45 5
3	Adam Schmidt	Holy Cross	SO F 6	0.67 4
	Brant Harris	Connecticut	SO F 8	0.50 4
	Mike Collins	Merrimack	SO F 8	0.50 4
	Nick Sorkin	New Hampshire	SO F 9	0.44 4
	Travis Ouellette	Ferris State	JR F 10	0.40 4
	Kyle Rau (FLA)	Minnesota	FR F 10	0.40 4
	Terry Broadhurst	Nebraska Omaha	JR F 10	0.40 4
	Danny Dries	Ohio State	SR F 10	0.40 4
11	17 Players Tied With			3

Game-Winning Goals		GP	GWG
1	Kyle Rau (FLA)	Minnesota	FR F 10 4
2	Nik Yaremchuk	Alaska	JR F 10 3
	Louke Oakley	Clarkson	SR F 10 3
	Allan McPherson	Clarkson	SO F 10 3
5	32 Players Tied With		2

Shorthanded Goals		GP	SHG/G	SHG
1	Austin Smith (DAL)	Colgate	SR F 9	0.33 3
2	Tim Schaller	Providence	JR F 8	0.25 2
	Matt White	Nebraska Omaha	SO F 10	0.20 2
4	50 Players Tied With			1

National Team Leaders

TEAM SCORING

SCORING OFFENSE	GP	Goals	G/GM
1 Minnesota	10	48	4.80
2 Cornell	3	14	4.67
3 Michigan	10	46	4.60
4 Colorado College	6	27	4.50
5 Boston College	10	43	4.30
6 Quinnipiac	11	46	4.18
7 Providence	8	30	3.75
8 UMass Lowell	6	22	3.67
9 Minnesota Duluth	10	36	3.60
St. Cloud State	10	36	3.60
11 Union	9	32	3.56
12 Denver	8	28	3.50
13 Boston University	7	24	3.43
14 Western Michigan	10	34	3.40
15 Massachusetts	8	27	3.38
Michigan State	8	27	3.38
17 Notre Dame	9	30	3.33
18 Clarkson	10	33	3.30
Nebraska Omaha	10	33	3.30
Wisconsin	10	33	3.30
21 Dartmouth	4	13	3.25
Merrimack	8	26	3.25
23 Ferris State	10	32	3.20
24 Air Force	9	28	3.11
Colgate	9	28	3.11
26 Michigan Tech	10	31	3.10
27 Brown	4	12	3.00
Holy Cross	6	18	3.00
Ohio State	10	30	3.00
30 Lake Superior	10	29	2.90
31 New Hampshire	9	26	2.89
32 Northern Michigan	10	28	2.80
33 Maine	8	22	2.75
34 Bemidji State	10	27	2.70
35 Princeton	5	13	2.60
36 Alaska Anchorage	8	20	2.50
Connecticut	8	20	2.50
Harvard	2	5	2.50
Niagara	8	20	2.50
40 North Dakota	10	24	2.40
41 Mercyhurst	8	19	2.38
Northeastern	8	19	2.38
43 Miami	10	23	2.30
44 Bentley	9	20	2.22
45 St. Lawrence	6	13	2.17
46 RIT	7	15	2.14
47 Alaska	10	20	2.00
American International	9	18	2.00
Yale	4	8	2.00
50 Bowling Green	10	19	1.90
51 Robert Morris	9	17	1.89
52 Minnesota State	8	15	1.88
53 Vermont	6	11	1.83
54 Army	6	10	1.67
Canisius	6	10	1.67
56 Sacred Heart	8	12	1.50
57 Rensselaer	9	9	1.00
58 Alabama-Huntsville	10	8	0.80

TEAM DEFENSE

SCORING DEFENSE	GP	Goals	G/GM
1 Merrimack	8	10	1.25
2 Union	9	14	1.56
3 Minnesota	10	16	1.60
4 Ferris State	10	17	1.70
5 Clarkson	10	19	1.90
6 Lake Superior	10	20	2.00
Michigan	10	20	2.00
Ohio State	10	20	2.00
Western Michigan	10	20	2.00
10 Air Force	9	20	2.22
11 Yale	4	9	2.25
12 Quinnipiac	11	25	2.27
13 Notre Dame	9	21	2.33
14 Boston College	10	24	2.40
15 Bowling Green	10	25	2.50
Dartmouth	4	10	2.50
Northern Michigan	10	25	2.50
18 Alaska	10	26	2.60
Michigan Tech	10	26	2.60
20 Connecticut	8	21	2.62
21 Colorado College	6	16	2.67
22 Minnesota Duluth	10	27	2.70
23 Colgate	9	25	2.78
24 UMass Lowell	6	17	2.83
25 RIT	7	20	2.86
26 Miami	10	29	2.90
St. Cloud State	10	29	2.90
28 Alaska Anchorage	8	24	3.00
Canisius	6	18	3.00
Harvard	2	6	3.00
Maine	8	24	3.00
Michigan State	8	24	3.00
Rensselaer	9	27	3.00
34 Niagara	8	25	3.12
Providence	8	25	3.12
36 Bemidji State	10	32	3.20
37 Robert Morris	9	29	3.22
38 Brown	4	13	3.25
Denver	8	26	3.25
Mercyhurst	8	26	3.25
Northeastern	8	26	3.25
42 North Dakota	10	33	3.30
43 American International	9	30	3.33
44 Nebraska Omaha	10	34	3.40
45 Bentley	9	31	3.44
46 Alabama-Huntsville	10	35	3.50
Holy Cross	6	21	3.50
Wisconsin	10	35	3.50
49 New Hampshire	9	32	3.56
50 Princeton	5	18	3.60
51 Boston University	7	26	3.71
52 Minnesota State	8	30	3.75
53 Cornell	3	12	4.00
Massachusetts	8	32	4.00
55 Army	6	25	4.17
56 St. Lawrence	6	27	4.50
57 Vermont	6	28	4.67
58 Sacred Heart	8	42	5.25



National Team Leaders

POWER PLAY

POWER PLAY	Totals	SHA	PP%
1 Holy Cross	9/28	1	32.1
2 Union	14/45	1	31.1
3 Princeton	6/21	1	28.6
4 Minnesota	15/53	0	28.3
5 Boston College	12/44	1	27.3
Colorado College	9/33	3	27.3
7 Mercyhurst	6/23	2	26.1
Ohio State	12/46	0	26.1
9 Cornell	2/8	0	25.0
Harvard	2/8	0	25.0
11 Clarkson	13/53	1	24.5
12 Merrimack	11/46	0	23.9
13 Yale	4/17	0	23.5
14 Nebraska Omaha	11/47	3	23.4
15 St. Cloud State	8/35	1	22.9
16 Connecticut	8/36	0	22.2
17 Michigan Tech	9/41	0	22.0
18 Northern Michigan	7/32	0	21.9
19 Bemidji State	7/34	1	20.6
20 Ferris State	11/54	0	20.4
21 New Hampshire	7/35	0	20.0
Wisconsin	11/55	1	20.0
23 Quinnipiac	12/61	0	19.7
24 Minnesota Duluth	11/56	1	19.6
25 Notre Dame	9/46	0	19.6
26 Michigan State	7/36	1	19.4
27 Michigan	9/47	0	19.1
28 Colgate	10/53	0	18.9
29 Massachusetts	9/48	2	18.8
Providence	9/48	0	18.8
31 UMass Lowell	7/38	1	18.4
32 North Dakota	9/51	2	17.6
33 Brown	4/23	3	17.4
34 Alaska Anchorage	5/29	3	17.2
35 Air Force	7/42	1	16.7
Denver	6/36	2	16.7
37 St. Lawrence	6/37	0	16.2
38 Lake Superior	6/39	2	15.4
39 Niagara	5/33	1	15.2
40 Miami	6/43	1	14.0
Robert Morris	6/43	1	14.0
42 Maine	5/38	4	13.2
43 Bowling Green	7/55	1	12.7
44 Bentley	5/40	0	12.5
Western Michigan	6/48	0	12.5
46 Vermont	5/41	2	12.2
47 RIT	4/34	1	11.8
48 Boston University	4/36	0	11.1
49 Canisius	2/20	0	10.0
50 Minnesota State	4/42	2	9.5
51 American Int'l	4/45	2	8.9
52 Alaska	4/54	1	7.4
53 Rensselaer	3/50	1	6.0
54 Northeastern	2/39	1	5.1
55 Alab-Huntsville	2/42	1	4.8
56 Army	1/24	1	4.2
57 Sacred Heart	1/43	3	2.3
58 Dartmouth	0/15	0	0.0

PENALTY KILL

PENALTY KILL	Totals	SHF	PK%
1 Robert Morris	39/41	0	95.1
2 Yale	13/14	0	92.9
3 Merrimack	42/46	2	91.3
4 Northern Michigan	49/54	0	90.7
5 Boston College	48/53	2	90.6
6 Brown	19/21	0	90.5
7 Union	37/41	0	90.2
8 Ferris State	44/49	1	89.8
9 Ohio State	52/58	1	89.7
10 Providence	42/47	4	89.4
11 Michigan State	33/37	0	89.2
12 Minnesota	46/52	2	88.5
Rensselaer	46/52	1	88.5
14 Air Force	30/34	0	88.2
Lake Superior	30/34	0	88.2
16 Clarkson	49/56	2	87.5
17 Notre Dame	34/39	1	87.2
18 Western Michigan	38/44	1	86.4
19 Bowling Green	46/54	1	85.2
20 Quinnipiac	37/44	2	84.1
21 Army	20/24	0	83.3
Bemidji State	35/42	1	83.3
UMass Lowell	20/24	0	83.3
Princeton	15/18	0	83.3
25 Notre Dame	39/47	1	83.0
26 Colorado College	24/29	1	82.8
27 Alaska	43/52	2	82.7
28 Holy Cross	19/23	0	82.6
North Dakota	38/46	1	82.6
30 Canisius	27/33	1	81.8
31 Miami	48/59	3	81.4
32 Michigan Tech	39/48	1	81.2
33 Northeastern	30/37	1	81.1
34 Denver	38/47	2	80.9
35 RIT	29/36	1	80.6
36 Boston University	37/46	4	80.4
37 American Int'l	40/50	2	80.0
Connecticut	36/45	0	80.0
Maine	32/40	0	80.0
40 Minnesota Duluth	34/43	0	79.1
41 Minnesota State	37/47	0	78.7
42 Colgate	33/42	3	78.6
43 New Hampshire	25/32	1	78.1
44 Mercyhurst	14/18	0	77.8
45 Bentley	34/44	0	77.3
St. Cloud State	34/44	2	77.3
47 Sacred Heart	37/48	1	77.1
48 Alaska Anchorage	23/30	1	76.7
49 Nebraska Omaha	28/37	3	75.7
50 Alab-Huntsville	34/45	0	75.6
51 Dartmouth	15/20	0	75.0
52 St. Lawrence	23/31	1	74.2
53 Massachusetts	28/38	0	73.7
54 Niagara	28/40	1	70.0
55 Cornell	9/13	1	69.2
56 Wisconsin	29/42	2	69.0
57 Vermont	21/32	0	65.6
58 Harvard	4/7	0	57.1



Hockey East Overall Scoring Leaders

Scoring

				GP	G-A-P	PPG	PIM	PP	SH	GW	HT	+/-	NHL	
1	Chris Kreider	BC	JR	F	10	8-7-15	1.50	14/28	3	1	2	0	+7	NYR
2	Bill Arnold	BC	SO	F	10	7-7-14	1.40	4/8	1	1	2	0	+8	CGY
3	Steven Whitney	BC	JR	F	10	6-6-12	1.20	3/6	2	0	0	0	+4	
	Pat Mullane	BC	JR	F	10	2-10-12	1.20	4/8	0	0	0	0	+4	
5	T.J. Syner	UM	SR	F	8	4-7-11	1.38	6/20	1	0	0	0	E	
	Nick Sorkin	UNH	SO	F	9	5-5-11	1.22	2/4	4	1	1	0	E	
	Kevin Hayes	BC	SO	F	10	3-8-11	1.10	2/4	1	0	1	0	+4	CHI
8	Matt Nieto	BU	SO	F	7	6-4-10	1.43	1/2	1	1	1	0	+7	SJS
	Spencer Abbott	ME	SR	F	8	5-5-10	1.25	4/8	1	0	0	0	+4	
	Ryan Flanigan	MC	SR	F	8	5-5-10	1.25	3/6	2	1	1	0	+9	
	Brian Flynn	ME	SR	F	8	3-7-10	1.25	0/0	2	0	2	0	+4	
	Johnny Gaudreau	BC	FR	F	10	5-5-10	1.00	1/2	2	0	2	0	+2	CGY
13	Charlie Coyle	BU	SO	F	7	1-8-9	1.29	3/6	0	1	0	0	+9	MIN
	Conor Sheary	UM	SO	F	8	4-5-9	1.12	0/0	2	0	0	0	+2	
	Ross Mauermann	PC	FR	F	8	3-6-9	1.12	2/4	0	1	0	0	+4	
	Barry Almeida	BC	SR	F	10	5-4-9	0.90	3/6	2	0	0	0	E	
17	Corey Trivino	BU	SR	F	7	5-3-8	1.14	2/4	1	1	0	0	+2	NYI
	Sahir Gill	BU	SO	F	7	3-5-8	1.14	1/2	0	0	0	0	+1	
	Michael Pereira	UM	SO	F	8	5-3-8	1.00	2/4	3	0	1	1	-1	
	Damian Cross	PC	FR	F	8	2-6-8	1.00	2/4	1	0	0	0	E	
	Stevie Moses	UNH	SR	F	9	3-5-8	0.89	3/6	1	0	0	0	-5	
	Brian Dumoulin	BC	JR	D	10	2-6-8	0.80	3/6	0	0	0	0	+6	CAR
23	11 Players Tied With					7 Points								

Defenseman Scoring

				GP	G-A-P	PPG	PIM	PP	SH	GW	HT	+/-	NHL	
1	Brian Dumoulin	BC	JR	D	10	2-6-8	0.80	3/6	0	0	0	0	+6	CAR
2	Tommy Cross	BC	SR	D	10	0-7-7	0.70	10/20	0	0	0	0	+2	BOS
3	Adam Clendening	BU	SO	D	7	0-6-6	0.86	9/26	0	0	0	0	+3	CHI
	Myles Harvey	PC	JR	D	8	4-2-6	0.75	5/10	3	0	2	0	-1	
	Karl Stollery	MC	SR	D	8	3-3-6	0.75	10/20	0	0	0	0	+7	
	Matt Mangene	ME	JR	D	8	1-5-6	0.75	2/4	0	0	1	0	+3	
7	Michael Marcou	UM	SR	D	6	1-4-5	0.83	1/2	0	0	0	0	-2	
	Will O'Neill	ME	SR	D	8	1-4-5	0.62	8/16	0	0	0	0	-1	WPG
	Adam Phillips	UM	SO	D	8	1-4-5	0.62	6/23	0	0	0	0	-2	
	Kyle Bigos	MC	JR	D	8	1-4-5	0.62	11/22	0	0	0	0	+3	EDM
	Jordan Heywood	MC	SO	D	8	1-4-5	0.62	4/8	0	0	1	0	+2	
	Patch Alber	BC	JR	D	10	1-4-5	0.50	4/8	0	0	0	0	+9	
13	Chad Ruhwedel	UML	SO	D	5	0-4-4	0.80	2/4	0	0	0	0	-1	
	Joel Hanley	UM	SO	D	8	1-3-4	0.50	3/6	0	0	0	0	E	
	Brendan Ellis	MC	SO	D	8	1-3-4	0.50	3/6	1	0	0	0	E	
	David Brown	PC	SR	D	8	1-3-4	0.50	2/4	0	0	0	0	-2	
	Daniel New	PC	SR	D	8	0-4-4	0.50	7/14	0	0	0	0	-1	
	Damon Kipp	UNH	SR	D	9	1-3-4	0.44	1/2	0	0	0	0	-2	
	Eric Knodel	UNH	SO	D	9	1-3-4	0.44	2/4	0	0	0	0	E	TOR

Freshman Scoring

				GP	G-A-P	PPG	PIM	PP	SH	GW	HT	+/-	NHL	
1	Johnny Gaudreau	BC	FR	F	10	5-5-10	1.00	1/2	2	0	2	0	+2	CGY
2	Ross Mauermann	PC	FR	F	8	3-6-9	1.12	2/4	0	1	0	0	+4	
3	Damian Cross	PC	FR	F	8	2-6-8	1.00	2/4	1	0	0	0	E	
4	Scott Wilson	UML	FR	F	6	2-4-6	1.00	3/6	0	0	0	0	+4	PIT
	Stefan Demopoulos	PC	FR	F	6	2-4-6	1.00	2/4	0	1	0	0	+4	
6	Terrence Wallin	UML	FR	F	6	2-3-5	0.83	2/4	0	0	0	0	+4	
	Ludwig Karlsson	NU	FR	F	6	2-3-5	0.83	1/2	0	0	0	0	+3	
	Grayson Downing	UNH	FR	F	8	1-4-5	0.62	1/2	1	0	0	0	-3	
9	Kyle Reynolds	UVM	FR	F	6	0-4-4	0.67	5/10	0	0	0	0	-1	
	Casey Thrush	UNH	FR	F	7	0-4-4	0.57	1/2	0	0	0	0	+5	
	Drew Brown	PC	FR	F	8	1-3-4	0.50	1/2	0	0	0	0	-4	
12	Michael Paliotta	UVM	FR	D	6	0-3-3	0.50	4/8	0	0	0	0	-4	CHI
	Evan Rodrigues	BU	FR	F	7	0-3-3	0.43	0/0	0	0	0	0	E	
	Joseph Manno	NU	FR	F	8	2-1-3	0.38	7/14	0	0	0	0	-3	
	Barrett Kaib	PC	FR	D	8	0-3-3	0.38	1/2	0	0	0	0	E	

Hockey East Overall Scoring Leaders

Goal Scoring

				GP	G	GPG	
1	Chris Kreider	BC	JR	F	10	8	0.80
2	Bill Arnold	BC	SO	F	10	7	0.70
3	Matt Nieto	BU	SO	F	7	6	0.86
	Steven Whitney	BC	JR	F	10	6	0.60
5	Corey Trivino	BU	SR	F	7	5	0.71
	Spencer Abbott	ME	SR	F	8	5	0.62
	Michael Pereira	UM	SO	F	8	5	0.62
	Ryan Flanigan	MC	SR	F	8	5	0.62
	Mike Collins	MC	SO	F	8	5	0.62
	Justin Daniels	NU	JR	F	8	5	0.62
	Tim Schaller	PC	JR	F	8	5	0.62
	Nick Sorkin	UNH	SO	F	9	5	0.56
	Barry Almeida	BC	SR	F	10	5	0.50
	Johnny Gaudreau	BC	FR	F	10	5	0.50
15	Alex Chiasson	BU	JR	F	6	4	0.67
	Derek Arnold	UML	SO	F	6	4	0.67
	Connor Brickley	UVM	SO	F	6	4	0.67
	T.J. Syner	UM	SR	F	8	4	0.50
	Conor Sheary	UM	SO	F	8	4	0.50
	Myles Harvey	PC	JR	D	8	4	0.50

Assist Scoring

				GP	A	APG	
1	Pat Mullane	BC	JR	F	10	10	1.00
2	Charlie Coyle	BU	SO	F	7	8	1.14
	Kevin Hayes	BC	SO	F	10	8	0.80
4	Brian Flynn	ME	SR	F	8	7	0.88
	T.J. Syner	UM	SR	F	8	7	0.88
	Tommy Cross	BC	SR	D	10	7	0.70
	Chris Kreider	BC	JR	F	10	7	0.70
	Bill Arnold	BC	SO	F	10	7	0.70
9	Adam Clendenning	BU	SO	D	7	6	0.86
	Vinny Saponari	NU	JR	F	8	6	0.75
	Damian Cross	PC	FR	F	8	6	0.75
	Ross Mauer mann	PC	FR	F	8	6	0.75
	Nick Sorkin	UNH	SO	F	9	6	0.67
	Brian Dumoulin	BC	JR	D	10	6	0.60
	Steven Whitney	BC	JR	F	10	6	0.60

Power Play Goals

				GP	G	GPG	
1	Mike Collins	MC	SO	F	8	4	0.50
	Nick Sorkin	UNH	SO	F	9	4	0.44
3	Michael Pereira	UM	SO	F	8	3	0.38
	Myles Harvey	PC	JR	D	8	3	0.38
	Tim Schaller	PC	JR	F	8	3	0.38
	Chris Kreider	BC	JR	F	10	3	0.30
7	11 Players Tied With					2	

Power Play Points

				GP	G-A-P	PPG	
1	Mike Collins	MC	SO	F	8	4-1-5	0.62
	Ryan Flanigan	MC	SR	F	8	2-3-5	0.62
	Damian Cross	PC	FR	F	8	1-4-5	0.62
	Nick Sorkin	UNH	SO	F	9	4-1-5	0.56
	Chris Kreider	BC	JR	F	10	3-2-5	0.50
	Steven Whitney	BC	JR	F	10	2-3-5	0.50
	Kevin Hayes	BC	SO	F	10	1-4-5	0.50
8	Michael Pereira	UM	SO	F	8	3-1-4	0.50
	Myles Harvey	PC	JR	D	8	3-1-4	0.50
	Brian Flynn	ME	SR	F	8	2-2-4	0.50
	Spencer Abbott	ME	SR	F	8	1-3-4	0.50
	T.J. Syner	UM	SR	F	8	1-3-4	0.50
	Brendan Ellis	MC	SO	D	8	1-3-4	0.50
	Stevie Moses	UNH	SR	F	9	1-3-4	0.44
	Bill Arnold	BC	SO	F	10	1-3-4	0.40

Shorthanded Goals

				GP	G	GPG	
1	Tim Schaller	PC	JR	F	8	2	0.25
2	Alex Chiasson	BU	JR	F	6	1	0.17
	Stefan Demopoulos	PC	FR	F	6	1	0.17
	Corey Trivino	BU	SR	F	7	1	0.14
	Charlie Coyle	BU	SO	F	7	1	0.14
	Matt Nieto	BU	SO	F	7	1	0.14
	Jesse Todd	MC	SR	F	7	1	0.14
	Ryan Flanigan	MC	SR	F	8	1	0.12
	Vinny Saponari	NU	JR	F	8	1	0.12
	Ross Mauer mann	PC	FR	F	8	1	0.12
	Nick Sorkin	UNH	SO	F	9	1	0.11
	Chris Kreider	BC	JR	F	10	1	0.10
	Bill Arnold	BC	SO	F	10	1	0.10

Game-Winning Goals

				GP	G	GPG	
1	Matt Ferreira	UML	SR	F	6	2	0.33
	Wade Megan	BU	JR	F	7	2	0.29
	Jesse Todd	MC	SR	F	7	2	0.29
	Brian Flynn	ME	SR	F	8	2	0.25
	Myles Harvey	PC	JR	D	8	2	0.25
	Chris Kreider	BC	JR	F	10	2	0.20
	Bill Arnold	BC	SO	F	10	2	0.20
	Johnny Gaudreau	BC	FR	F	10	2	0.20
9	20 Players Tied With					1	

Plus-Minus

				GP	+/-	
1	Charlie Coyle	BU	SO	F	7	+9
	Ryan Flanigan	MC	SR	F	8	+9
	Patch Alber	BC	JR	D	10	+9
4	Bill Arnold	BC	SO	F	10	+8
5	Alex Chiasson	BU	JR	F	6	+7
	Matt Nieto	BU	SO	F	7	+7
	Karl Stollery	MC	SR	D	8	+7
	Chris Kreider	BC	JR	F	10	+7
9	Garrett Noonan	BU	SO	D	7	+6
	Edwin Shea	BC	SR	D	10	+6
	Brian Dumoulin	BC	JR	D	10	+6

Hat Tricks

				GP	HT	
1	Michael Pereira	UM	SO	F	8	1
	Tim Schaller	PC	JR	F	8	1

Hockey East Overall Goaltending Leaders

Goals Against Average

			GP	Minutes	GA	GAA	Record	SO	Saves	Save %	NHL	
1	Joe Cannata	MC	SR	7	426:45	10	1.41	6-0-1	0	153	.939	VAN
2	Doug Carr	UML	SO	3	179:46	5	1.67	2-1-0	0	55	.917	
3	Parker Milner	BC	JR	10	602:13	22	2.19	8-2-0	0	246	.918	
4	Martin Ouellette	ME	SO	5	278:23	13	2.80	1-3-0	0	106	.891	CLB
5	Chris Rawlings	NU	JR	7	408:54	20	2.93	1-4-2	1	223	.918	
6	Alex Beaudry	PC	SR	8	485:46	24	2.96	4-3-1	0	215	.900	
7	Dan Sullivan	ME	SO	4	206:41	11	3.19	2-1-1	0	82	.882	
8	Kevin Boyle	UM	FR	6	296:17	17	3.44	2-2-2	0	110	.866	
9	Matt Di Girolamo	UNH	SR	8	448:24	26	3.48	4-3-0	0	197	.883	
10	Alex Vazzano	UVM	SO	3	149:28	9	3.61	0-2-0	0	70	.886	
11	Kieran Millan	BU	SR	6	343:06	21	3.67	2-3-1	1	178	.894	COL
12	Brian Robbins	UML	FR	3	137:51	9	3.92	1-2-0	0	52	.852	
13	Rob Madore	UVM	SR	4	208:22	18	5.18	1-3-0	0	93	.838	

Save Percentage

			GP	Minutes	GA	GAA	Record	SO	Saves	Save %	NHL	
1	Joe Cannata	MC	SR	7	426:45	10	1.41	6-0-1	0	153	.939	VAN
2	Parker Milner	BC	JR	10	602:13	22	2.19	8-2-0	0	246	.918	
3	Chris Rawlings	NU	JR	7	408:54	20	2.93	1-4-2	1	223	.918	
4	Doug Carr	UML	SO	3	179:46	5	1.67	2-1-0	0	55	.917	
5	Alex Beaudry	PC	SR	8	485:46	24	2.96	4-3-1	0	215	.900	
6	Kieran Millan	BU	SR	6	343:06	21	3.67	2-3-1	1	178	.894	COL
7	Martin Ouellette	ME	SO	5	278:23	13	2.80	1-3-0	0	106	.891	CLB
8	Alex Vazzano	UVM	SO	3	149:28	9	3.61	0-2-0	0	70	.886	
9	Matt Di Girolamo	UNH	SR	8	448:24	26	3.48	4-3-0	0	197	.883	
10	Dan Sullivan	ME	SO	4	206:41	11	3.19	2-1-1	0	82	.882	
11	Kevin Boyle	UM	FR	6	296:17	17	3.44	2-2-2	0	110	.866	
12	Brian Robbins	UML	FR	3	137:51	9	3.92	1-2-0	0	52	.852	
13	Rob Madore	UVM	SR	4	208:22	18	5.18	1-3-0	0	93	.838	

Saves

			GP	SVS/G	Saves	
1	Parker Milner	BC	JR	10	24.6	246
2	Chris Rawlings	NU	JR	7	31.9	223
3	Alex Beaudry	PC	SR	8	26.9	215
4	Matt Di Girolamo	UNH	SR	8	24.6	197
5	Kieran Millan	BU	SR	6	29.7	178
6	Joe Cannata	MC	SR	7	21.9	153
7	Kevin Boyle	UM	FR	6	18.3	110
8	Martin Ouellette	ME	SO	5	21.2	106
9	Rob Madore	UVM	SR	4	23.2	93
10	Dan Sullivan	ME	SO	4	20.5	82
11	Jeff Teglia	UM	SO	3	24.3	73
12	Alex Vazzano	UVM	SO	3	23.3	70
13	Doug Carr	UML	SO	3	18.3	55
14	Brian Robbins	UML	FR	3	17.3	52
15	Clay Witt	NU	SO	3	17.0	51
16	Grant Rollheiser	BU	SR	2	21.0	42
17	Jeff Wyer	UNH	SO	3	11.7	35
18	Sam Marotta	MC	SO	1	25.0	25
19	Steve Mastalerz	UM	FR	1	23.0	23
20	Marc Boulanger	UML	SO	1	9.0	9

Shutouts

			GP	Shutouts
1	Sam Marotta	MC	SO	1
	Kieran Millan	BU	SR	6
	Chris Rawlings	NU	JR	7

Hockey East Overall Team Stats

TEAM OFFENSE



Team	Games	Goals	G/GM
1 Boston College	10	43	4.30
2 Providence	8	30	3.75
3 UMass Lowell	6	22	3.67
4 Boston University	7	24	3.43
5 Massachusetts	8	27	3.38
6 Merrimack	8	26	3.25
7 New Hampshire	9	26	2.89
8 Maine	8	22	2.75
9 Northeastern	8	19	2.38
10 Vermont	6	11	1.83

TEAM DEFENSE



Team	Games	Goals	G/GM
1 Merrimack	8	10	1.25
2 Boston College	10	24	2.40
3 UMass Lowell	6	17	2.83
4 Maine	8	24	3.00
5 Providence	8	25	3.12
6 Northeastern	8	26	3.25
7 New Hampshire	9	32	3.56
8 Boston University	7	26	3.71
9 Massachusetts	8	32	4.00
10 Vermont	6	28	4.67

POWER PLAY



Team	Totals	SHA	PP %
1 Boston College	12/44	1	27.3
2 Merrimack	11/46	0	23.9
3 New Hampshire	7/35	0	20.0
4 Massachusetts	9/48	2	18.8
Providence	9/48	0	18.8
6 UMass Lowell	7/38	1	18.4
7 Maine	5/38	4	13.2
8 Vermont	5/41	2	12.2
9 Boston University	4/36	0	11.1
10 Northeastern	2/39	1	5.1

PENALTY KILL



Team	Totals	SHF	PK %
1 Merrimack	42/46	2	91.3
2 Boston College	48/53	2	90.6
3 Providence	42/47	4	89.4
4 UMass Lowell	20/24	0	83.3
5 Northeastern	30/37	1	81.1
6 Boston University	37/46	4	80.4
7 Maine	32/40	0	80.0
8 New Hampshire	25/32	1	78.1
9 Massachusetts	28/38	0	73.7
10 Vermont	21/32	0	65.6

PENALTY MINUTES



Team	Games	PIM	PIM/G
1 Boston University	7	153	21.9
2 Northeastern	8	141	17.6
3 Merrimack	8	135	16.9
4 Providence	8	133	16.6
5 Massachusetts	8	125	15.6
6 Vermont	6	92	15.3
7 Boston College	10	138	13.8
8 Maine	8	108	13.5
9 UMass Lowell	6	79	13.2
10 New Hampshire	9	108	12.0

SHOTS ON GOAL



Team	Games	SOG	SOG/G
1 UMass Lowell	6	236	39.3
2 New Hampshire	9	303	33.7
3 Merrimack	8	263	32.9
4 Massachusetts	8	255	31.9
5 Boston University	7	209	29.9
6 Providence	8	237	29.6
7 Maine	8	233	29.1
8 Boston College	10	281	28.1
9 Vermont	6	148	24.7
10 Northeastern	8	197	24.6

SCORING BY PERIOD



Team	1st	2nd	3rd	OT	Total
1 Boston College	15	17	10	1	43
2 Providence	11	7	12	0	30
3 Massachusetts	11	7	9	0	27
4 Merrimack	7	8	10	1	26
New Hampshire	10	8	7	1	26
6 Boston University	4	10	9	1	24
7 Maine	6	8	7	1	22
UMass Lowell	6	9	7	0	22
9 Northeastern	9	4	6	0	19
10 Vermont	2	6	3	-	11

GOALS ALLOWED BY PERIOD



Team	1st	2nd	3rd	OT	Total
1 Merrimack	4	1	5	0	10
2 UMass Lowell	7	6	3	1	17
3 Boston College	8	8	8	0	24
Maine	5	13	6	0	24
5 Providence	4	12	8	1	25
6 Boston University	12	6	8	0	26
Northeastern	10	4	10	2	26
8 Vermont	10	11	7	-	28
9 Massachusetts	12	10	9	1	32
New Hampshire	12	10	10	0	32

SPECIAL TEAMS NET



Team	PPF	SHA	PP NET	PPA	SHF	SH NET	ST NET
1 Merrimack	11	0	+11	4	2	-2	+9
2 Boston College	12	1	+11	5	2	-3	+8
Providence	9	0	+9	5	4	-1	+8
4 UMass Lowell	7	1	+6	4	0	-4	+2
5 New Hampshire	7	0	+7	7	1	-6	+1
6 Boston University	4	0	+4	9	4	-5	-1
7 Massachusetts	9	2	+7	10	0	-10	-3
8 Northeastern	2	1	+1	7	1	-6	-5
9 Maine	5	4	+1	8	0	-8	-7
10 Vermont	5	2	+3	11	0	-11	-8



Hockey East Conference Scoring Leaders

Scoring

				GP	G-A-P	PPG	PIM	PP	SH	GW	HT	+/-	NHL	
1	Chris Kreider	BC	JR	F	7	6-5-11	1.57	9/18	3	1	1	0	+5	NYR
2	Bill Arnold	BC	SO	F	7	6-3-9	1.29	4/8	1	1	2	0	+5	CGY
	Steven Whitney	BC	JR	F	7	4-5-9	1.29	3/6	2	0	0	0	+1	
	Conor Sheary	UM	SO	F	7	4-5-9	1.29	0/0	2	0	0	0	+1	
	Kevin Hayes	BC	SO	F	7	2-7-9	1.29	1/2	1	0	1	0	+6	CHI
6	Ryan Flanigan	MC	SR	F	6	3-5-8	1.33	3/6	0	1	1	0	+7	
	Brian Flynn	ME	SR	F	6	2-6-8	1.33	0/0	1	0	2	0	+4	
	T.J. Syner	UM	SR	F	7	4-4-8	1.14	6/20	1	0	0	0	-2	
	Brian Dumoulin	BC	JR	D	7	2-6-8	1.14	2/4	0	0	0	0	+5	CAR
	Pat Mullane	BC	JR	F	7	0-8-8	1.14	4/8	0	0	0	0	+2	
11	Matt Nieto	BU	SO	F	5	4-3-7	1.40	0/0	1	0	1	0	+4	SJS
	Joey Diamond	ME	JR	F	6	3-4-7	1.17	10/20	0	0	0	0	+3	
	Ross Mauermann	PC	FR	F	6	3-4-7	1.17	2/4	0	1	0	0	+3	
	Damian Cross	PC	FR	F	6	1-6-7	1.17	2/4	1	0	0	0	E	
	Justin Daniels	NU	JR	F	8	5-2-7	0.88	1/2	1	0	0	0	+2	SJS
	Vinny Saponari	NU	JR	F	8	1-6-7	0.88	2/4	0	1	0	0	+4	WPG
17	Sahir Gill	BU	SO	F	5	2-4-6	1.20	1/2	0	0	0	0	+1	
	Charlie Coyle	BU	SO	F	5	1-5-6	1.20	2/4	0	1	0	0	+6	MIN
	Tim Schaller	PC	JR	F	6	5-1-6	1.00	4/8	3	2	1	1	+3	
	Spencer Abbott	ME	SR	F	6	4-2-6	1.00	3/6	0	0	0	0	+4	
	Myles Harvey	PC	JR	D	6	4-2-6	1.00	4/8	3	0	2	0	-1	
	Jesse Todd	MC	SR	F	6	3-3-6	1.00	2/4	1	1	2	0	+4	
	Nick Sorkin	UNH	SO	F	6	2-4-6	1.00	1/2	2	0	1	0	E	
	Matt Mangene	ME	JR	D	6	1-5-6	1.00	2/4	0	0	1	0	+3	
	Johnny Gaudreau	BC	FR	F	7	4-2-6	0.86	1/2	1	0	1	0	E	CGY
	Barry Almeida	BC	SR	F	7	3-3-6	0.86	3/6	1	0	0	0	+2	

Defenseman Scoring

				GP	G-A-P	PPG	PIM	PP	SH	GW	HT	+/-	NHL	
1	Brian Dumoulin	BC	JR	D	7	2-6-8	1.14	2/4	0	0	0	0	+5	CAR
2	Myles Harvey	PC	JR	D	6	4-2-6	1.00	4/8	3	0	2	0	-1	
	Matt Mangene	ME	JR	D	6	1-5-6	1.00	2/4	0	0	1	0	+3	
4	Kyle Bigos	MC	JR	D	6	1-4-5	0.83	8/16	0	0	0	0	+3	EDM
	Adam Phillips	UM	SO	D	7	1-4-5	0.71	4/8	0	0	0	0	-3	
	Tommy Cross	BC	SR	D	7	0-5-5	0.71	6/12	0	0	0	0	+1	BOS
7	Michael Marcou	UM	SR	D	5	1-3-4	0.80	1/2	0	0	0	0	-3	
	Karl Stollery	MC	SR	D	6	1-3-4	0.67	9/18	0	0	0	0	+4	
9	Adam Clendening	BU	SO	D	5	0-3-3	0.60	7/22	0	0	0	0	+1	CHI
	Jordan Heywood	MC	SO	D	6	1-2-3	0.50	4/8	0	0	1	0	+1	
	David Brown	PC	SR	D	6	0-3-3	0.50	1/2	0	0	0	0	-2	
	Daniel New	PC	SR	D	6	0-3-3	0.50	7/14	0	0	0	0	+1	
	Joel Hanley	UM	SO	D	7	1-2-3	0.43	3/6	0	0	0	0	-2	
	Patch Alber	BC	JR	D	7	0-3-3	0.43	4/8	0	0	0	0	+7	
15	15 Players Tied With					2 Points								

Freshman Scoring

				GP	G-A-P	PPG	PIM	PP	SH	GW	HT	+/-	NHL	
1	Ross Mauermann	PC	FR	F	6	3-4-7	1.17	2/4	0	1	0	0	+3	
	Damian Cross	PC	FR	F	6	1-6-7	1.17	2/4	1	0	0	0	E	
3	Johnny Gaudreau	BC	FR	F	7	4-2-6	0.86	1/2	1	0	1	0	E	CGY
4	Stefan Demopoulos	PC	FR	F	4	2-3-5	1.25	2/4	0	1	0	0	+4	
	Ludwig Karlsson	NU	FR	F	6	2-3-5	0.83	1/2	0	0	0	0	+3	
6	Scott Wilson	UML	FR	F	3	2-2-4	1.33	3/6	0	0	0	0	+3	PIT
	Drew Brown	PC	FR	F	6	1-3-4	0.67	1/2	0	0	0	0	-1	
8	Casey Thrush	UNH	FR	F	4	0-3-3	0.75	0/0	0	0	0	0	+4	
	Evan Rodrigues	BU	FR	F	5	0-3-3	0.60	0/0	0	0	0	0	+1	
	Joseph Manno	NU	FR	F	8	2-1-3	0.38	7/14	0	0	0	0	-3	
11	Terrence Wallin	UML	FR	F	3	1-1-2	0.67	2/4	0	0	0	0	+1	
	Kyle Reynolds	UVM	FR	F	4	0-2-2	0.50	2/4	0	0	0	0	-1	
	Grayson Downing	UNH	FR	F	5	1-1-2	0.40	1/2	1	0	0	0	-3	
	Matt Montesano	PC	FR	F	6	2-0-2	0.33	1/2	0	0	0	0	E	
	Oleg Yevenko	UM	FR	D	6	1-1-2	0.33	4/8	0	0	1	0	E	
	Barrett Kaib	PC	FR	D	6	0-2-2	0.33	1/2	0	0	0	0	+1	

Hockey East Conference Scoring Leaders

Goal Scoring

				GP	G	GPG	
1	Chris Kreider	BC	JR	F	7	6	0.86
	Bill Arnold	BC	SO	F	7	6	0.86
3	Mike Collins	MC	SO	F	6	5	0.83
	Tim Schaller	PC	JR	F	6	5	0.83
	Justin Daniels	NU	JR	F	8	5	0.62
6	Corey Trivino	BU	SR	F	5	4	0.80
	Matt Nieto	BU	SO	F	5	4	0.80
	Spencer Abbott	ME	SR	F	6	4	0.67
	Myles Harvey	PC	JR	D	6	4	0.67
	Steven Whitney	BC	JR	F	7	4	0.57
	Johnny Gaudreau	BC	FR	F	7	4	0.57
	T.J. Syner	UM	SR	F	7	4	0.57
	Conor Sheary	UM	SO	F	7	4	0.57
14	Joey Diamond	ME	JR	F	6	3	0.50
	Ryan Flanigan	MC	SR	F	6	3	0.50
	Jesse Todd	MC	SR	F	6	3	0.50
	Mike Borisenok	UNH	SR	F	6	3	0.50
	Derek Army	PC	SO	F	6	3	0.50
	Ross Mauermann	PC	FR	F	6	3	0.50
	Barry Almeida	BC	SR	F	7	3	0.43
	Mike McLaughlin	NU	SR	F	8	3	0.38

Assist Scoring

				GP	A	APG	
1	Pat Mullane	BC	JR	F	7	8	1.14
2	Kevin Hayes	BC	SO	F	7	7	1.00
3	Brian Flynn	ME	SR	F	6	6	1.00
	Damian Cross	PC	FR	F	6	6	1.00
	Brian Dumoulin	BC	JR	D	7	6	0.86
	Vinny Saponari	NU	JR	F	8	6	0.75
7	Charlie Coyle	BU	SO	F	5	5	1.00
	Matt Mangene	ME	JR	D	6	5	0.83
	Ryan Flanigan	MC	SR	F	6	5	0.83
	Tommy Cross	BC	SR	D	7	5	0.71
	Chris Kreider	BC	JR	F	7	5	0.71
	Steven Whitney	BC	JR	F	7	5	0.71
	Conor Sheary	UM	SO	F	7	5	0.71
14	Chris Connolly	BU	SR	F	5	4	0.80
	Sahir Gill	BU	SO	F	5	4	0.80
	Joey Diamond	ME	JR	F	6	4	0.67
	Kyle Bigos	MC	JR	D	6	4	0.67
	Nick Sorkin	UNH	SO	F	6	4	0.67
	Andy Balysky	PC	SR	F	6	4	0.67
	Ross Mauermann	PC	FR	F	6	4	0.67
	T.J. Syner	UM	SR	F	7	4	0.57
	Rocco Carzo	UM	JR	F	7	4	0.57
	Adam Phillips	UM	SO	D	7	4	0.57

Power Play Goals

				GP	G	GPG	
1	Mike Collins	MC	SO	F	6	4	0.67
2	Myles Harvey	PC	JR	D	6	3	0.50
	Tim Schaller	PC	JR	F	6	3	0.50
	Chris Kreider	BC	JR	F	7	3	0.43
5	Nick Sorkin	UNH	SO	F	6	2	0.33
	Steven Whitney	BC	JR	F	7	2	0.29
	Michael Pereira	UM	SO	F	7	2	0.29
	Conor Sheary	UM	SO	F	7	2	0.29
9	29 Players Tied With					1	

Power Play Points

				GP	G-A-P	PPG	
1	Damian Cross	PC	FR	F	6	1-4-5	0.83
2	Mike Collins	MC	SO	F	6	4-0-4	0.67
	Myles Harvey	PC	JR	D	6	3-1-4	0.67
	Chris Kreider	BC	JR	F	7	3-1-4	0.57
	Steven Whitney	BC	JR	F	7	2-2-4	0.57
	Kevin Hayes	BC	SO	F	7	1-3-4	0.57
7	Tim Schaller	PC	JR	F	6	3-0-3	0.50
	Nick Sorkin	UNH	SO	F	6	2-1-3	0.50
	Stevie Moses	UNH	SR	F	6	1-2-3	0.50
	Derek Army	PC	SO	F	6	1-2-3	0.50
	Karl Stollery	MC	SR	D	6	0-3-3	0.50
	Ryan Flanigan	MC	SR	F	6	0-3-3	0.50
	Michael Pereira	UM	SO	F	7	2-1-3	0.43
	Conor Sheary	UM	SO	F	7	2-1-3	0.43
	Bill Arnold	BC	SO	F	7	1-2-3	0.43
	T.J. Syner	UM	SR	F	7	1-2-3	0.43
	Tommy Cross	BC	SR	D	7	0-3-3	0.43
	Brian Dumoulin	BC	JR	D	7	0-3-3	0.43
	Pat Mullane	BC	JR	F	7	0-3-3	0.43
	Adam Phillips	UM	SO	D	7	0-3-3	0.43

Shorthanded Goals

				GP	G	GPG	
1	Tim Schaller	PC	JR	F	6	2	0.33
2	Stefan Demopoulos	PC	FR	F	4	1	0.25
	Charlie Coyle	BU	SO	F	5	1	0.20
	Ryan Flanigan	MC	SR	F	6	1	0.17
	Jesse Todd	MC	SR	F	6	1	0.17
	Ross Mauermann	PC	FR	F	6	1	0.17
	Chris Kreider	BC	JR	F	7	1	0.14
	Bill Arnold	BC	SO	F	7	1	0.14
	Vinny Saponari	NU	JR	F	8	1	0.12

Game-Winning Goals

				GP	G	GPG	
1	Brian Flynn	ME	SR	F	6	2	0.33
	Jesse Todd	MC	SR	F	6	2	0.33
	Myles Harvey	PC	JR	D	6	2	0.33
	Bill Arnold	BC	SO	F	7	2	0.29
5	18 Players Tied With					1	

Plus-Minus

				GP	+/-	
1	Ryan Flanigan	MC	SR	F	6	+7
	Patch Alber	BC	JR	D	7	+7
3	Charlie Coyle	BU	SO	F	5	+6
	Kevin Hayes	BC	SO	F	7	+6
5	Brian Dumoulin	BC	JR	D	7	+5
	Chris Kreider	BC	JR	F	7	+5
	Bill Arnold	BC	SO	F	7	+5
8	Joseph Pendenza	UML	SO	F	3	+4
	Malcolm Lyles	UML	JR	D	3	+4
	Casey Thrush	UNH	FR	F	4	+4
	Stefan Demopoulos	PC	FR	F	4	+4
	Garrett Noonan	BU	SO	D	5	+4
	Matt Nieto	BU	SO	F	5	+4
	Brian Flynn	ME	SR	F	6	+4

Hat Tricks

				GP	HT	
1	Tim Schaller	PC	JR	F	6	1

Hockey East Conference Goaltending Leaders

Goals Against Average

			GP	Minutes	GA	GAA	Record	SO	Saves	Save %	NHL	
1	Joe Cannata	MC	SR	6	366:51	8	1.31	5-0-1	0	134	.944	VAN
2	Doug Carr	UML	SO	2	119:46	4	2.00	1-1-0	0	31	.886	
3	Parker Milner	BC	JR	7	423:17	15	2.13	6-1-0	0	189	.926	
4	Martin Ouellette	ME	SO	4	219:12	10	2.74	1-2-0	0	88	.898	CLB
5	Alex Beaudry	PC	SR	6	360:46	17	2.83	4-2-0	0	156	.902	
6	Chris Rawlings	NU	JR	7	408:54	20	2.93	1-4-2	1	223	.918	
7	Dan Sullivan	ME	SO	3	142:04	8	3.38	2-1-0	0	58	.879	
8	Matt Di Girolamo	UNH	SR	6	347:53	20	3.45	3-3-0	0	141	.876	
9	Kieran Millan	BU	SR	4	224:47	13	3.47	1-2-1	1	117	.900	COL
10	Kevin Boyle	UM	FR	5	236:21	14	3.55	1-2-2	0	89	.864	
11	Jeff Teglia	UM	SO	3	145:22	9	3.71	0-2-0	0	73	.890	
12	Alex Vazzano	UVM	SO	2	119:20	8	4.02	0-2-0	0	52	.867	
13	Rob Madore	UVM	SR	2	118:30	9	4.56	0-2-0	0	48	.842	

Save Percentage

			GP	Minutes	GA	GAA	Record	SO	Saves	Save %	NHL	
1	Joe Cannata	MC	SR	6	366:51	8	1.31	5-0-1	0	134	.944	VAN
2	Parker Milner	BC	JR	7	423:17	15	2.13	6-1-0	0	189	.926	
3	Chris Rawlings	NU	JR	7	408:54	20	2.93	1-4-2	1	223	.918	
4	Alex Beaudry	PC	SR	6	360:46	17	2.83	4-2-0	0	156	.902	
5	Kieran Millan	BU	SR	4	224:47	13	3.47	1-2-1	1	117	.900	COL
6	Martin Ouellette	ME	SO	4	219:12	10	2.74	1-2-0	0	88	.898	CLB
7	Jeff Teglia	UM	SO	3	145:22	9	3.71	0-2-0	0	73	.890	
8	Doug Carr	UML	SO	2	119:46	4	2.00	1-1-0	0	31	.886	
9	Dan Sullivan	ME	SO	3	142:04	8	3.38	2-1-0	0	58	.879	
10	Matt Di Girolamo	UNH	SR	6	347:53	20	3.45	3-3-0	0	141	.876	
11	Alex Vazzano	UVM	SO	2	119:20	8	4.02	0-2-0	0	52	.867	
12	Kevin Boyle	UM	FR	5	236:21	14	3.55	1-2-2	0	89	.864	
13	Rob Madore	UVM	SR	2	118:30	9	4.56	0-2-0	0	48	.842	

Saves

			GP	SVS/G	Saves	
1	Chris Rawlings	NU	JR	7	31.9	223
2	Parker Milner	BC	JR	7	27.0	189
3	Alex Beaudry	PC	SR	6	26.0	156
4	Matt Di Girolamo	UNH	SR	6	23.5	141
5	Joe Cannata	MC	SR	6	22.3	134
6	Kieran Millan	BU	SR	4	29.2	117
7	Kevin Boyle	UM	FR	5	17.8	89
8	Martin Ouellette	ME	SO	4	22.0	88
9	Jeff Teglia	UM	SO	3	24.3	73
10	Dan Sullivan	ME	SO	3	19.3	58
11	Alex Vazzano	UVM	SO	2	26.0	52
12	Clay Witt	NU	SO	3	17.0	51
13	Rob Madore	UVM	SR	2	24.0	48
14	Grant Rollheiser	BU	SR	2	21.0	42
15	Doug Carr	UML	SO	2	15.5	31
16	Steve Mastalerz	UM	FR	1	23.0	23
17	Marc Boulanger	UML	SO	1	9.0	9
	Brian Robbins	UML	FR	1	9.0	9
19	Jeff Wyer	UNH	SO	1	3.0	3

Shutouts

			GP	Shutouts	
1	Kieran Millan	BU	SR	4	1
	Chris Rawlings	NU	JR	7	1

Hockey East Conference Team Stats

TEAM OFFENSE



Team	Games	Goals	G/GM
1 Providence	6	26	4.33
2 Boston College	7	30	4.29
3 UMass Lowell	3	12	4.00
4 Boston University	5	16	3.20
5 Massachusetts	7	22	3.14
6 Maine	6	18	3.00
Merrimack	6	18	3.00
8 New Hampshire	6	16	2.67
9 Northeastern	8	19	2.38
10 Vermont	4	6	1.50

TEAM DEFENSE



Team	Games	Goals	G/GM
1 Merrimack	6	8	1.33
2 Boston College	7	16	2.29
3 Maine	6	18	3.00
Providence	6	18	3.00
5 Northeastern	8	26	3.25
6 New Hampshire	6	21	3.50
7 Boston University	5	18	3.60
8 UMass Lowell	3	11	3.67
9 Massachusetts	7	29	4.14
10 Vermont	4	18	4.50

POWER PLAY



Team	Totals	SHA	PP %
1 Boston College	10/31	0	32.3
2 Merrimack	7/28	0	25.0
3 Providence	8/36	0	22.2
4 New Hampshire	4/19	0	21.1
5 Massachusetts	8/44	2	18.2
6 UMass Lowell	3/20	1	15.0
7 Boston University	3/26	0	11.5
8 Vermont	3/28	2	10.7
9 Maine	2/30	4	6.7
10 Northeastern	2/39	1	5.1

PENALTY KILL



Team	Totals	SHF	PK %
1 Providence	34/37	4	91.9
2 Merrimack	33/36	2	91.7
3 Boston College	35/39	2	89.7
4 New Hampshire	17/20	0	85.0
5 Maine	24/29	0	82.8
6 Boston University	28/34	1	82.4
7 Northeastern	30/37	1	81.1
8 UMass Lowell	11/14	0	78.6
9 Massachusetts	25/33	0	75.8
10 Vermont	14/22	0	63.6

PENALTY MINUTES



Team	Games	PIM	PIM/G
1 Boston University	5	108	21.6
2 Providence	6	109	18.2
3 Merrimack	6	106	17.7
4 Northeastern	8	141	17.6
5 Boston College	7	108	15.4
6 UMass Lowell	3	46	15.3
7 Vermont	4	60	15.0
8 Massachusetts	7	104	14.9
9 Maine	6	84	14.0
10 New Hampshire	6	75	12.5

SHOTS ON GOAL



Team	Games	SOG	SOG/G
1 UMass Lowell	3	123	41.0
2 New Hampshire	6	200	33.3
3 Merrimack	6	191	31.8
4 Providence	6	179	29.8
5 Massachusetts	7	208	29.7
6 Maine	6	174	29.0
7 Boston College	7	200	28.6
8 Boston University	5	141	28.2
9 Vermont	4	106	26.5
10 Northeastern	8	197	24.6

SCORING BY PERIOD



Team	1st	2nd	3rd	OT	Total
1 Boston College	13	10	6	1	30
2 Providence	10	6	10	0	26
3 Massachusetts	10	6	6	0	22
4 Northeastern	9	4	6	0	19
5 Maine	5	6	6	1	18
Merrimack	5	7	5	1	18
7 Boston University	1	7	7	1	16
New Hampshire	7	6	3	-	16
9 UMass Lowell	3	6	3	-	12
10 Vermont	2	2	2	-	6

GOALS ALLOWED BY PERIOD



Team	1st	2nd	3rd	OT	Total
1 Merrimack	3	1	4	0	8
2 UMass Lowell	5	5	1	-	11
3 Boston College	6	4	6	0	16
4 Boston University	9	5	4	0	18
Maine	5	9	4	0	18
Providence	3	9	5	1	18
Vermont	6	6	6	-	18
8 New Hampshire	8	7	6	-	21
9 Northeastern	10	4	10	2	26
10 Massachusetts	10	10	8	1	29

SPECIAL TEAMS NET



Team	PPF	SHA	PP NET	PPA	SHF	SH NET	ST NET
1 Providence	8	0	+8	3	4	+1	+9
2 Boston College	10	0	+10	4	2	-2	+8
3 Merrimack	7	0	+7	3	2	-1	+6
4 New Hampshire	4	0	+4	3	0	-3	+1
5 UMass Lowell	3	1	+2	3	0	-3	-1
6 Boston University	3	0	+3	6	1	-5	-2
Massachusetts	8	2	+6	8	0	-8	-2
8 Northeastern	2	1	+1	7	1	-6	-5
9 Maine	2	4	-2	5	0	-5	-7
10 Vermont	3	2	+1	8	0	-8	-7

