

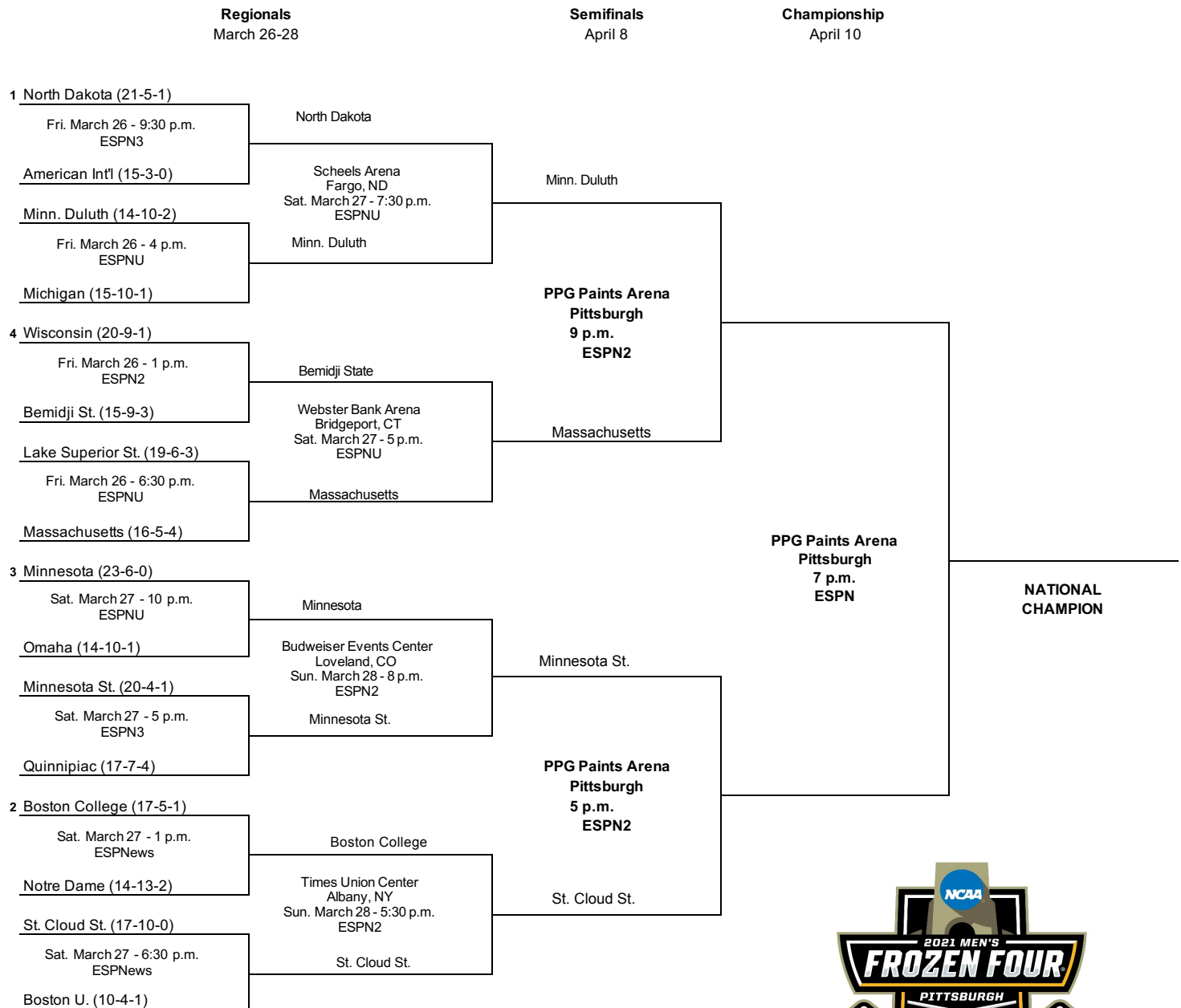


*2021 FROZEN FOUR
HOCKEY EAST
MEDIA INFORMATION*





2021 NCAA Division I Men's Ice Hockey Championship



Albany Seeds

1. Boston College
2. St. Cloud St.
3. Boston U.
4. Notre Dame

Bridgeport Seeds

1. Wisconsin
2. Massachusetts
3. Lake Superior St.
4. Bemidji St.

Fargo Seeds

1. North Dakota
2. Michigan
3. Minn. Duluth
4. American Int'l

Loveland Seeds

1. Minnesota
2. Minnesota St.
3. Quinnipiac
4. Omaha

All times are Eastern time.
Information subject to change.

© 2021 National Collegiate Athletic Association. No commercial use without the NCAA's written permission.



Don't Bet On It.

HOCKEY EAST IN THE NCAA TOURNAMENT

Teams Chosen By Conference (1985-2021*)

Hockey East Association	118
Western Collegiate Hockey Association	112
Central Collegiate Hockey Association	90
ECAC Hockey	82
National Collegiate Hockey Conference	27
Atlantic Hockey	18
Big Ten	17
Other Conferences and Independents	34



Hockey East Appearances in the NCAA Tournament (1985 - 2021)

School	App.	Last	Frozen 4	Runner-up	Titles	Record
Boston College	24	2021	14	5	4 ('01, '08, '10, '12)	43-26-0
Boston University	23	2021	9	3	2 (1995, 2009)	28-24-0
UConn	0	--	0	0	0	0-0-0
Maine	18	2012	11	3	2 (1993, 1999)	30-19-0
Massachusetts	3	2021	2	1	0	6-2-0
UMass Lowell	8	2017	1	0	0	8-8-1
Merrimack	1	2011	0	0	0	0-1-0
New Hampshire	18	2013	4	2	0	13-18-0
Northeastern	6	2019	0	0	0	1-6-0
Notre Dame	3	2017	1	0	0	2-3-0
Providence	11	2019	3	1	1 (2015)	14-14-0
Vermont	3	2014	1	0	0	2-3-0
Total Hockey East	118	2021	46	15	9	147-124-1

Hockey East Programs

All-Time in the Division-I NCAA Tournament (1948 - 2021)

School	App.	Last	Frozen 4	Runner-up	Titles	Record
Boston College	36	2016	25	6	5 ('49, '01, '08, '10, '12)	49-42-0
Boston University	37	2021	22	6	5 ('71, '72, '78, '95, '09)	43-38-0
UConn	0	--	0	0	0	0-0-0
Maine	18	2012	11	3	2 ('93, '99)	30-20-0
Massachusetts	3	2019	2	1	0	6-2-0
UMass Lowell	8	2017	1	0	0	8-8-1
Merrimack	2	2011	0	0	0	2-3-0
New Hampshire	22	2013	7	2	0	15-25-0
Northeastern	7	2019	1	0	0	3-7-1
Providence	15	2019	5	1	1 (2015)	17-20-0
Vermont	6	2014	2	0	0	3-7-0
Totals	163	2019	79	19	13	184-180-2

There was no NCAA Tournament in 2020 due to the COVID-19 Pandemic.

HOCKEY EAST IN THE NCAA TOURNAMENT

By the Numbers

Seasons: 37

NCAA Bids: 118 (3.28 per year - no tournament in 2020)

Championships: 9

1993 - University of Maine

1995 - Boston University

1999 - University of Maine

2001 - Boston College

2008 - Boston College

2009 - Boston University

2010 - Boston College

2012 - Boston College

2015 - Providence College

Runners-up: 16

Total number of Frozen Four representatives: 46

Overall Record: 148-124-1

First Round: 58-43-1

Second Round: 55-44

Semifinals: 25-20

Championship Game: 9-16

Consolation Game: 1-2

Hockey East Regular Season Champions (41 Total):

(title was shared in 94-95, 96-97, 02-03, 15-16, 16-17 three ways)

- Overall Record in NCAA Tournament: 61-37
- 20 qualified for the Frozen Four
- 12 advanced to the NCAA Championship Game
- Five won the NCAA title

Hockey East Tournament Champions (36 Total):

- Overall Record in NCAA Tournament: 67-31
- 23 qualified for the Frozen Four
- 17 advanced to the NCAA Championship Game
- Seven won the NCAA title

Hockey East Combined Champions (17 Total):

(won both regular season and tournament)

- Overall Record in NCAA Tournament: 36-14
- 12 qualified for the Frozen Four
- Nine advanced to the NCAA Championship Game
- Five won the NCAA title

Regionals

- Since regional tournament play began in 1992, 34 of the 56 teams that have advanced to the Frozen Four from the eastern regional tournaments have been from Hockey East. Seventeen Hockey East teams have been sent to the western regionals in the same span, but only two of those have advanced to the Frozen Four.

Frozen Four

- Over the last 22 NCAA Tournaments, Hockey East has boasted 29 of the 88 Frozen Four qualifiers, the most of any conference. By comparison:

Hockey East: 29	WCHA: 20
CCHA: 15	NCHC: 13
ECACH: 8	Big Ten: 4

- At least two Hockey East teams have qualified for the Frozen Four in 14 of the conference's 37 seasons, dominating the competition in that span. By comparison:

Hockey East: 14 times
WCHA: Six times
CCHA: Six times
NCHC: Four times
ECACH: Two times
Big Ten: One time

Championship Game

- At least one Hockey East team has appeared in the National Championship Game in 19 of the last 29 years. Hockey East was represented by at least one team in the NCAA championship game in each of eight straight years from 1997 to 2004. That is the most consecutive appearances in the title game by any conference since the inception of Hockey East in 1984-85. Hockey East has boasted 22 of the 48 teams that have advanced to the championship game since 1993.

- On three occasions (1995, 1999, 2015) the NCAA championship game featured two Hockey East squads. The only three other occurrences of this since the inception of Hockey East in 1984-85 were once each by the WCHA (2005) and ECAC (2013) and NCHC (2017).

- A Hockey East team has won the NCAA championship game in five of the last 11 seasons.

1993 NCAA CHAMPIONS



1992-93 Maine Black Bears

No.	Player	Cl.	Pos.	Hometown
1	Mike Dunham	Jr.	G	Endwell, N.Y.
2	Andy Silverman	So.	D	Beverly, Mass.
3	Matt Martin	Jr.	D	Hamden, Conn.
4	Chris Imes	Jr.	D	Birchdale, Minn.
5	Jack Rodrigue	So.	D	Nashua, N.H.
6	Jason Weinrich	Jr.	D	Gardiner, Maine
9	Paul Kariya	Fr.	F	No. Vancouver, B.C.
10	Mike Latendresse	So.	F	Montreal, Que.
11	Dan Murphy	Sr.	D	Hamden, Conn.
12	Wayne Conlan	So.	F	West Haven, Conn.
13	Dave MacIsaac	So.	D	Arlington, Mass.
14	Dave LaCouture	Sr.	F	Natick, Mass.
15	Peter Ferraro	Fr.	F	Sound Beach, N.Y.
16	Patrice Tardif	Jr.	F	St. Methode, Que.
17	Chris Ferraro	Fr.	F	Sound Beach, N.Y.
18	Eric Fenton	Sr.	F	So. Portland, Maine
19	Jim Montgomery (C)	Sr.	F	Montreal, Que.
20	Brad Purdie	Fr.	F	Ormeaux, Que.
22	Kent Salfi	Sr.	F	Clifton Park, N.Y.
24	Lee Saunders	Jr.	D	Fernie, B.C.
25	Justin Tomberlin	Jr.	F	Coleraine, Minn.
26	Chuck Texiera	Jr.	F	Easton, Mass.
27	Martin Mercier	Sr.	F	Lachine, Que.
30	Garth Snow	Sr.	G	Wrentham, Mass.
31	Cal Ingraham	Jr.	F	Georgetown, Mass.
33	Greg Hirsch	Fr.	G	Chelmsford, Mass.
36	Jamie Thompson	Fr.	F	Wayland, Mass.

Head Coach:

Shawn Walsh

Assistant Coaches:

Red Gendron

Grant Standbrook

1993 NCAA Championship Game

April 3, 1993 • Bradley Center • Milwaukee, Wis.

	1	2	3	F
Maine	2	0	3	5
Lake Superior State	1	3	0	4

First Period:

Maine – Patrice Tardif (Latendresse), 0:03

Maine – Chris Ferraro (Imes, P. Ferraro), 7:10

LSSU – Mike Bachusz (Angelelli, Ness), 17:02

Second Period:

LSSU – Clayton Beddoes (unassisted), 7:01 (PP)

LSSU – John Hendry (Beddoes), 15:46

LSSU – Wayne Strachan (Hullett), 18:42

Third Period:

Maine – Jim Montgomery (Kariya), 4:19

Maine – Jim Montgomery (Imes, Kariya), 7:40

Maine – Jim Montgomery (Kariya), 8:54 (PP)

Shots on Goal:

Maine – 11-10-8 – 29

LSSU – 6-10-8 – 24

Saves:

Maine – Dunham 12, Snow 8

LSSU – Blaine Lacher 24

Penalties: Maine 5-10; LSSU 6-12

Power Plays: Maine 1 for 3; LSSU 1 for 2

Most Outstanding Player: Jim Montgomery (Maine)

1995 NCAA CHAMPIONS



1994-95 Boston University Terriers

No.	Player	Cl.	Pos.	Hometown
2	Kaj Linna	Sr.	D	Helsinki, Finland
3	Chris O'Sullivan	So.	F	Dorchester, Mass.
4	Chris Kelleher	Fr.	D	Dedham, Mass.
5	Doug Wood	Jr.	D	Sudbury, Mass.
7	Rich Brennan	Sr.	D	Guilford, N.Y.
8	Bill Pierce	So.	F	Burlington, Mass.
9	Shawn Bates	So.	F	Medford, Mass.
10	Peter Donatelli	Fr.	F	No. Providence, R.I.
11	Bob Lachance	Jr.	F	Bristol, Conn.
12	Mike Grier	So.	F	Holliston, Mass.
14	John Hynes	Fr.	F	Warwick, R.I.
15	Mike Sylvia	Fr.	F	Newton, Mass.
16	Kenny Rausch	Sr.	F	Danbury, Conn.
17	Jay Pandolfo	Jr.	F	Burlington, Mass.
18	Chris Drury	Fr.	F	Fairfield, Conn.
19	Steve Thornton	Sr.	F	Gloucester, Ont.
20	Jeff Kealty	Fr.	D	Framingham, Mass.
21	Mike Prendergast	Sr.	F	So. Boston, Mass.
22	Matt Wright	So.	F	Belmont, Mass.
24	Jacques Joubert (C)	Sr.	F	South Bend, Ind.
26	Jon Coleman	So.	D	Canton, Mass.
27	Shane Johnson	So.	D	Brandon, Man.
30	Tom Noble	Fr.	G	Hanover, Mass.
35	Derek Herlofsky	Sr.	G	Minneapolis, Minn.

Head Coach: Jack Parker
Assistant Coaches: Bill Berglund
Mike Eruzione
Blaise MacDonald

1995 NCAA Championship Game

April 1, 1995 • Providence Civic Center • Providence, R.I.

	1	2	3	F
Boston University	1	2	3	6
Maine	0	1	1	2

First Period:

BU – Steve Thornton (unassisted), 14:57 (PP)

Second Period:

BU – Chris O'Sullivan (Thornton, Grier), 7:27

BU – Jacques Joubert (Linna, Prendergast), 9:15 (PP)

Maine – Tim Lovell (Frenette, Thompson), 14:51

Third Period:

Maine – Trevor Roenick (Rodrigue, Tory), 0:31 (PP)

BU – Mike Sylvia (Bates, Pandolfo), 5:23

BU – Chris O'Sullivan (Brennan, Grier), 8:30 (PP)

BU – Bob Lachance (Thornton), 18:47 (SH)

Shots on Goal:

BU – 11-14-14 – 39

Maine – 9-5-9 – 23

Saves:

BU – Tom Noble 21

Maine – Blair Allison 33

Penalties: BU 10-20; Maine 6-12

Power Plays: BU 3 for 4; Maine 1 for 8

Most Outstanding Player: Chris O'Sullivan (BU)

1999 NCAA CHAMPIONS



1998-99 Maine Black Bears

No.	Player	Cl.	Pos.	Hometown
2	Eric Turgeon	Fr.	D	Augusta, Maine
3	Doug Janik	Fr.	D	Agawam, Mass.
4	Peter Metcalf	Fr.	D	Pembroke, Mass.
5	Robert Ek	Jr.	D	Lulea, Sweden
7	Adam Tate	So.	D	Kanata, Ont.
10	Tuomo Jaaskelainen	So.	F	Helsinki, Finland
11	Jason Vitorino (C)	Sr.	F	Brookline, Mass.
12	Ben Guite	Jr.	F	Montreal, Que.
13	Marcus Gustafsson	Sr.	F	Knivsta, Sweden
15	Niko Dimitrakos	Fr.	F	Somerville, Mass.
16	Dan Kerluke	So.	F	Brampton, Ont.
17	Bobby Stewart (C)	Sr.	F	Ft. McMurray, Alb.
18	Steve Kariya (C)	Sr.	F	No. Vancouver, B.C.
21	Matthias Trattnig	So.	F	Graz, Austria
24	Jim Leger	Jr.	F	Saugus, Mass.
25	David Cullen (C)	Sr.	D	St. Catharines, Ont.
26	A.J. Begg	Fr.	F	Vancouver, B.C.
27	Ed Wood	Fr.	F	Thompson, Man.
29	Anders Lundback	So.	F	Lulea, Sweden
30	Mike Morrison	Fr.	G	Exeter, N.H.
31	Brendan Walsh	Jr.	F	Dorchester, Mass.
32	Magnus Lundback	So.	F	Lulea, Sweden
33	Alfie Michaud	Jr.	G	Selkirk, Man.
37	Barrett Heisten	Fr.	F	Anchorage, Alaska
39	Cory Larose	So.	F	Campbellton, N.B.

Head Coach:

Assistant Coaches:

Shawn Walsh

Nate Leaman

Gene Reilly

Grant Standbrook

1999 NCAA Championship Game

April 3, 1999 • Arrowhead Pond • Anaheim, Calif.

	1	2	3	OT	F
Maine	1	1	0	1	3
New Hampshire	0	1	1	0	2

First Period:

Maine – Ben Guite (Vitorino, Kerluke), 15:47 (PP)

Second Period:

Maine –a Niko Dimitrakos (Cullen, Metcalf), 4:10

UNH – Darren Haydar (Souza, Conklin), 15:58

Third Period:

UNH – Mike Souza (Krog, Haydar), 3:33

Overtime:

Maine – Marcus Gustafsson (Larose), 10:50

Shots on Goal:

Saves:

Maine – 12-11-7-9 – 36 Maine – Alfie Michaud 46


UNH – 16-19-8-5 – 48 UNH – Ty Conklin 36

Penalties: Maine 8-16; UNH 9-26

Power Plays: Maine 1 for 7; UNH 0 for 7

Most Outstanding Player: Alfie Michaud (Maine)

2001 NCAA CHAMPIONS



2000-01 BOSTON COLLEGE EAGLES

No.	Player	Cl.	Pos.	Hometown
1	Tim Kelleher	So.	G	Belmont, Mass.
2	Bobby Allen	Sr.	D	Hull, Mass.
4	Brooks Orpik	Jr.	D	East Amherst, N.Y.
5	Bill Cass	So.	D	Hingham, Mass.
6	Marty Hughes	Sr.	F	Hicksville, N.Y.
7	Rob Scuderi	Sr.	D	Bethpage, N.Y.
8	Anthony D'Arpino	So.	D	Johnston, R.I.
10	Jeff Giuliano	Jr.	F	Nashua, N.H.
11	Krys Kolanos	So.	F	Calgary, Alb.
12	Brian Gionta (C)	Sr.	F	Rochester, N.Y.
13	Tony Voce	Fr.	F	Philadelphia, Pa.
14	Ty Hennes	Fr.	F	Kent, Wash.
15	Ales Dolinar	Jr.	F	East Northport, N.Y.
17	A.J. Walker	So.	F	Faribault, Minn.
18	Mark McLennan	Sr.	F	Kanata, Ont.
19	Chuck Kobasew	Fr.	F	Osoyoos, B.C.
20	Joe Schuman	Fr.	D	Bloomington, Minn.
22	Ben Eaves	Fr.	F	Faribault, Minn.
23	J.D. Forrest	Fr.	D	Auburn, N.Y.
24	Brett Peterson	Fr.	D	Northborough, Mass.
25	Justin Dziama	Fr.	F	Natick, Mass.
27	Mike Lephart	Sr.	F	Niskayuna, N.Y.
28	Dan Sullivan	Sr.	D	So. Windsor, Conn.
29	Tom Egan	So.	G	Rye, N.Y.
30	Scott Clemmensen	Sr.	G	Urbandale, Iowa

Head Coach: Jerry York
Assistant Coaches: Mike Cavanaugh
 Jim Logue
 Scott Paluch

2001 NCAA Championship Game

April 7, 2001 • Pepsi Arena • Albany, NY

	1	2	3	OT	F
Boston College	0	2	0	1	3
North Dakota	0	0	2	0	2

First Period:

No scoring

Second Period:

BC – Chuck Kobasew (Giuliano), 5:26 (PP)

BC – Mike Lephart (Forrest, Allen), 8:50

Third Period:

UND – Tim Skarperud (Roche, Lundbohm), 16:18 (PP)

UND – Wes Dorey (Schneekloth, Lundbohm), 19:24

Overtime:

BC – Krys Kolanos (Voce, Kobasew), 4:43

Shots on Goal:

BC – 9-12-7-3 – 31

UND – 9-9-16-3 – 37

Saves:

BC – Scott Clemmensen 35

UND – Karl Goehring 28

Penalties: BC 7-14; UND 7-14

Power Plays: BC 1 for 7; UND 1 for 7

Most Outstanding Player: Chuck Kobasew (BC)

2008 NCAA CHAMPIONS



2007-08 Boston College Eagles

No.	Player	Cl.	Pos.	Hometown
1	John Muse	Fr.	G	East Falmouth, Mass.
2	Anthony Aiello	Jr.	D	Braintree, Mass.
4	Mike Brennan (C)	Sr.	D	Smithtown, N.Y.
5	Tim Filangieri	Jr.	D	Islip Terrace, N.Y.
6	Tim Kunes	Jr.	D	Huntington, N.Y.
7	Carl Sneep	So.	D	Nisswa, Minn.
9	Nathan Gerbe	Jr.	F	Oxford, Mich.
10	Ryan Hayes	Fr.	F	Syracuse, N.Y.
11	Joe Adams	Sr.	F	Wayzata, Minn.
12	Ben Smith	So.	F	Avon, Conn.
13	Pat Gannon	Sr.	F	Arlington, Mass.
14	Matt Greene (A)	Sr.	F	Plymouth, Mass.
15	Joe Whitney	Fr.	F	Reading, Mass.
17	Brian Gibbons	Fr.	F	Braintree, Mass.
18	Kyle Kucharski	Jr.	F	Saugus, Mass.
19	Brock Bradford	Jr.	F	Burnaby, B.C.
20	Joseph Ehiorobo	So.	F	Farmingdale, Maine
21	Benn Ferriero	Jr.	F	Essex, Mass.
22	Dan Bertram (A)	Sr.	F	Calgary, Alb.
24	Matt Lombardi	So.	F	Milton, Mass.
25	Matt Price	So.	F	Milton, Ont.
26	Nick Petrecki	Fr.	D	Clifton Park, N.Y.
27	Andrew Orpik	Jr.	F	East Amherst, N.Y.
28	Corey Griffin	So.	F	Hingham, Mass.
29	Alex Kremer	So.	G	Darien, Conn.
30	Andrew Margolin	Fr.	G	Mahwah, N.J.

Head Coach:

Associate Head Coach:

Assistant Coaches:

Jerry York

Mike Cavanaugh

Greg Brown

Jim Logue

2008 NCAA Championship Game

April 12, 2008 • Pepsi Center • Denver, Colo.

	1	2	3	F
Boston College	0	3	1	4
Notre Dame	0	1	0	1

First Period:

No Goals

Second Period:

BC - Nathan Gerbe (Gibbons, Smith), 2:23

BC - Nathan Gerbe (Smith, Bertram), 5:37

BC - Joe Whitney (Gerbe, Ferriero), 8:11

ND - Kevin Deeth (Lawson, Cole), 9:07

Third Period:

BC - Ben Smith (Gerbe, Gibbons), 5:31

Shots on Goal:

BC - 7-11-5 - 23

ND - 5-8-8 - 21

Saves:

BC - John Muse 20

ND - Jordan Pearce 19

Penalties: BC 8-16; ND 5-10

Power Plays: BC 2 for 5; ND 0 for 8

Most Outstanding Player: Nathan Gerbe (BC)

2009 NCAA CHAMPIONS



2008-09 Boston University Terriers

No.	Player	Cl.	Pos.	Hometown
2	Eric Gryba	Jr.	D	Saskatoon, Sask.
3	Kevin Shattenkirk	So.	D	New Rochelle, N.Y.
4	Ryan Ruikka	Fr.	D	Chelsea, Mich.
5	David Warsofsky	Fr.	D	Marshfield, Mass.
6	Joe Pereira	So.	F	West Haven, Conn.
7	Brian Strait (A)	Jr.	D	Waltham, Mass.
8	Steve Smolinsky	Sr.	F	Plymouth, Mass.
9	Corey Trivino	Fr.	F	Toronto, Ont.
10	Chris Higgins	Sr.	F	Lynnfield, Mass.
11	Zach Cohen	Jr.	F	Schaumburg, Ill.
12	Chris Connolly	Fr.	F	Duluth, Minn.
13	Nick Bonino	So.	F	Unionville, Conn.
14	Andrew Glass	Fr.	F	Wrentham, Mass.
15	John McCarthy (C)	Sr.	F	Andover, Mass.
16	Kevin Gilroy	Fr.	F	North Bellmore, N.Y.
17	Victor Saponari	So.	F	Powder Springs, Ga.
18	Brandon Yip	Sr.	F	Maple Ridge, B.C.
21	Jason Lawrence	Sr.	F	Saugus, Mass.
22	Russ Gaudet	Fr.	F	Burlington, Mass.
25	Colby Cohen	So.	D	Villanova, Pa.
26	Luke Popko	Jr.	F	Skillman, N.J.
27	Vinny Saponari	Fr.	F	Powder Mills, Ga.
31	Kieran Millan	Fr.	G	Edmonton, Alb.
32	Adam Kraus	So.	G	Irving, Texas
33	Colin Wilson	So.	F	Winnipeg, Man.
35	Grant Rollheiser	Fr.	G	Chilliwack, B.C.
97	Matt Gilroy (C)	Sr.	D	North Bellmore, N.Y.

Head Coach: Jack Parker
Associate Head Coach: David Quinn
Assistant Coaches: Mike Bavis
 Mike Geragosian

2009 NCAA Championship Game

April 11, 2009 • Verizon Center • Washington, D.C.

	1	2	3	OT	F
Miami	1	2	0	0	3
Boston Univeristy	1	0	2	1	4

First Period:

BU -- Chris Connolly (Warsofsky, Gryba), 15:15

Second Period:

MIA -- Gary Steffes (Miele, Palmer), 2:01

Third Period:

MIA -- Tommy Wingels (Camper), 12:31
 MIA -- Trent Vogelhuber (Kaufman), 15:52
 BU -- Zach Cohen (Bonino, Brandon Yip), 19:00
 BU -- Nick Bonino (Gilroy, Higgins), 19:42

Overtime:

BU -- Colby Cohen (Shattenkirk, Connolly), 11:47

Shots on Goal:

MIA -- 10-9-9-4 -- 32
 BU -- 9-7-7-9 -- 32

Saves:

MIA -- Cody Reichard- 28
 BU -- Kieran Millan- 29

Penalties: Miami 3-6; BU 8-16

Power Plays: Miami 0-7; BU 0-2

Most Outstanding Player: Colby Cohen (BU)

2010 NCAA CHAMPIONS



2009-10 Boston College Eagles

No.	Player	Cl.	Pos.	Hometown
1	John Muse	Jr.	G	East Falmouth, Mass.
2	Brian Dumoulin	Fr.	D	Biddeford, Maine
4	Tommy Cross	So.	D	Simsbury, Conn.
5	Philip Samuelsson	Fr.	D	Scottsdale, Ariz.
6	Patrick Wey	Fr.	D	Pittsburgh, Pa.
7	Carl Sneep	Sr.	D	Nisswa, Minn.
8	Edwin Shea	So.	D	Shrewsbury, Mass.
9	Barry Almeida	So.	F	Springfield, Mass.
10	Jimmy Hayes	So.	F	Dorchester, Mass.
11	Pat Mullane	Fr.	F	Wallingford, Conn.
12	Ben Smith	Sr.	F	Avon, Conn.
13	Cam Atkinson	So.	F	Greenwich, Conn.
14	Brooks Dyroff	Fr.	F	Boulder, Col.
15	Joe Whitney	Jr.	F	Reading, Mass.
17	Brian Gibbons	Jr.	F	Braintree, Mass.
19	Chris Kreider	Fr.	F	Boxford, Mass.
21	Steven Whitney	Fr.	F	Reading, Mass.
22	Paul Carey	So.	F	Weymouth, Mass.
23	Malcolm Lyles	So.	D	Miami Gardens, Fla.
24	Matt Lombardi	Sr.	F	Milton, Mass.
25	Matt Price	Sr.	F	Milton, Ont.
27	Patch Alber	Fr.	D	Clifton Park, N.Y.
28	Tommy Atkinson	So.	F	Greenwich, Conn.
30	Chris Venti	So.	G	Needham, Mass.
35	Parker Milner	Fr.	G	Pittsburgh, Pa.

Head Coach:

Associate Head Coach:

Assistant Coaches:

Jerry York

Mike Cavanaugh

Greg Brown

Jim Logue

2010 NCAA CHAMPIONSHIP GAME

April 10, 2010 • Ford Field • Detroit, Mich.

	1	2	3	F
Boston College	1	0	4	5
Wisconsin	0	0	0	0

First Period:

BC - Ben Smith (S. Whitney, J. Whitney), 12:57

Second Period:

No Scoring

Third Period:

BC - Cam Atkinson (J. Whitney, Gibbons), 1:38

BC - Jimmy Hayes (Hayes, Samuelsson), 3:40

BC - Cam Atkinson (Gibbons, J. Whitney), 7:20

BC - Matt Price (unassisted), 15:29

Shots on Goal:

BC - 12-6-8 - 26

WIS - 5-9-6 - 20

Saves:

BC - John Muse 20


WIS - Scott Gudmandson 21

Penalties: BC 4-8; WIS 6-12

Power Plays: BC 2-5; WIS 0-3

Most Outstanding Player: Ben Smith (BC)

2012 NCAA CHAMPIONS



2011-12 Boston College Eagles

No.	Player	Cl.	Pos.	Hometown
1	Brian Billett	Fr.	G	Brunswick, Maine
2	Brian Dumoulin	Jr.	D	Biddeford, Maine
3	Patch Alber	Jr.	D	Clifton Park, N.Y.
4	Tommy Cross (C)	Sr.	D	Simbury, Conn.
5	Mark Begert	Fr.	D	West Vancouver, B.C.
6	Patrick Wey	Jr.	D	Pittsburgh, Pa.
7	Isaac MacLeod	So.	D	Nelson, B.C.
8	Edwin Shea	Sr.	D	Shrewsbury, Mass.
9	Barry Almeida (A)	Sr.	F	Springfield, Mass.
10	Danny Linell	Fr.	F	Great Neck, N.Y.
11	Pat Mullane	Jr.	F	Wallingford, Conn.
12	Kevin Hayes	So.	F	Dorchester, Mass.
13	Johnny Gaudreau	Fr.	F	Carneys Point, N.J.
14	Brooks Dyroff	Jr.	F	Boulder, Col.
15	Cam Spiro	Fr.	F	Hingham, Mass.
17	Destry Straight	Fr.	F	West Vancouver, B.C.
18	Michael Sit	Fr.	F	Edina, Minn.
19	Chris Kreider	Jr.	F	Boxford, Mass.
21	Steven Whitney	Jr.	F	Reading, Mass.
22	Paul Carey (A)	Sr.	F	Weymouth, Mass.
23	Patrick Brown	So.	F	Bloomfield Hills, Mich.
24	Bill Arnold	So.	F	Needham, Mass.
27	Quinn Smith	Fr.	F	Fairfield, Conn.
28	Tommy Atkinson	Sr.	F	Greenwich, Conn.
30	Chris Venti	Sr.	G	Needham, Mass.
35	Parker Milner	Jr.	G	Pittsburgh, Pa.

Head Coach:

Jerry York

Associate Head Coach:

Mike Cavanaugh

Assistant Coaches:

Greg Brown

Jim Logue

2012 NCAA CHAMPIONSHIP GAME

April 7, 2012 • TB Times Forum • Tampa, Fla.

	1	2	3	F
Ferris State	1	0	0	1
Boston College	2	0	2	4

First Period:

BC - Steven Whitney - 15 (Almeida), 3:18

FSU- Garrett Thompson - 11 (Huff, Ouellette), 5:19

BC- Paul Carey - 18 (Dumoulin, Mullane), 10:33 (PP)

Second Period:

No Scoring

Third Period:

BC- Johnny Gaudreau - 21 (Hayes, Wey), 16:58

BC- Steven Whitney- 16 (Arnold), 18:57

Shots on Goal:

FSU - 7-15-6 - 28

BC - 8-14-15 - 37

Saves:

FSU - Taylor Nelson 33

BC - Parker Milner 27

Penalties: FSU 4-8; BC 5-10

Power Plays: FSU 0-4; BC 1-3

Most Outstanding Player: Parker Milner (BC)

2015 NCAA CHAMPIONS



2015 Providence College Friars

No.	Name	Cl.	Pos.	Hometown
1	Brendan Leahy	So.	G	Reading, Massachusetts
2	Logan Day	Fr.	D	Seminole, Florida
3	John Gilmour	Jr.	D	Montreal, Quebec
4	Mark Adams	Sr.	D	Boxford, Massachusetts
5	Kyle McKenzie	So.	D	Aston, Pennsylvania
6	Tom Parisi	Jr.	D	Commack, New York
7	Drew Brown	Sr.	F	Grass Lake, Michigan
9	Trevor Mingoia	Jr.	F	Fairport, New York
10	Mark Jankowski	Jr.	F	Dundas, Ontario
11	Niko Rufo	So.	F	Stoneham, Massachusetts
12	Stefan Demopoulos	Sr.	F	La Mesa, California
14	Ross Mauermann	Sr.	F	Janesville, Wisconsin
15	Steven McParland	Jr.	F	Schreiber, Ontario
16	Anthony Florentino	So.	D	West Roxbury, Massachusetts
17	Brooks Behling	Jr.	F	Pittsburgh, Pennsylvania
18	Nick Saracino	Jr.	F	St. Louis, Missouri
19	Jake Walman	Fr.	D	Toronto, Ontario
20	Shane Luke	Sr.	F	Dauphin, Manitoba
21	Kevin Rooney	Jr.	F	Canton, Massachusetts
22	Brandon Tanev	Jr.	F	Toronto, Ontario
23	Truman Reed	Fr.	D	Anchorage, Alaska
24	Noel Acciari	Jr.	F	Johnston, Rhode Island
25	Robbie Hennessey	Fr.	F	Garnet Valley, Pennsylvania
26	Brian Pinho	Fr.	F	North Andover, Massachusetts
27	Josh Monk	So.	D	Langley, British Columbia
28	Alex Cromwell	Fr.	F	McKinney, Texas
29	Conor MacPhee	So.	F	Windham, New Hampshire
32	Jon Gillies	Jr.	G	South Portland, Maine
35	Nick Ellis	So.	G	Millersville, Maryland

Head Coach: Nate Leaman
Associate Head Coach: Steve Miller
Assistant Coaches: Kris Mayotte

2015 NCAA Championship Game

April 11, 2015 • TD Garden • Boston, Mass.

	1	2	3	F
Providence	1	1	2	4
Boston University	2	1	0	3

First Period:

Prov – Anthony Florentino (Acciari, Luke), 9:25

BU – Ahti Oksanen, 12:50

BU – Danny O'Regan (Eichel), 12:54

Second Period:

Prov – Mark Jankowski (Mingoia, Mauermann), 4:29 (PP)

BU – Cason Hohmann (Oksanen), 11:36

Third Period:

Prov – Tom Parisi, 11:24

Prov – Brandon Tanev (Rooney), 13:43

Shots on Goal:

Prov – 6-17-20 – 43

BU – 18-22-12 – 52

Saves:

Prov – Gillies 49

BU – O'Connor 39

Penalties: Providence 1-2; BU 3-6

Power Plays: Providence 1 for 3; BU 0 for 1

Most Outstanding Player: Jon Gillies - Providence

NCAA TOURNAMENT RESULTS

Season	Opening Round	Quarterfinals	Semifinals	Championship	Consolation
1985	--	BC def. Minnesota (5-7, 4-1) PC def. MSU (2-3, 4-2)	PC def. BC (4-3 3 OT)	RPI def. PC (2-1)	UMD def. BC (7-6 OT)
1986	--	Minnesota def. BU (6-4, 5-3) MSU def. BC (6-4, 4-2)	--	--	--
1987	--	Minnesota def. BC (4-1, 2-3) Michigan State def. ME (6-2, 5-3)	--	--	--
1988	MC def. NU (3-5, 7-3) Wisconsin def. UML (7-1, 4-4)	ME def. Bowling Green (5-1, 4-3)	Lake Superior def. ME (6-3)	--	ME def. Minnesota (5-2)
1989	PC def. NMU (5-9, 4-2, 2-0) BC def. Bowling Green (8-5, 4-2)	ME def. PC (6-8, 3-2, 4-3 2OT) MSU def. BC (3-6, 7-2, 5-4 OT)	Minnesota def. ME (7-4)	--	MUS def. ME (7-4)
1990	ME def. Bowling Green (8-4, 5-2) BU def. UND (5-8, 5-3, 5-0)	BC def. Minnesota (4-2, 1-2, 6-1) Wisconsin def. ME (7-3, 4-3 OT) BU def. MSU (3-6, 5-3, 5-3)	Wisconsin def. BC (2-1) Colgate def. BU (3-2)	--	--
1991	Minnesota def. PC (3-4, 8-4, 8-3) UAA def. BC (3-2, 3-1)	ME def. Minnesota (4-0, 5-0) BU def. Michigan (4-1, 8-1)	NMU def. ME (5-3) BU def. Clarkson (7-3)	NMU def. BU (8-7 3OT)	--
1992	MSU def. BU (4-2) Wisconsin def. UNH (4-2)	MSU def. ME (3-2)	--	--	--
Season	Opening Round	Regional Finals	Semifinals	Championship	
1993	--	ME def. Minnesota (6-2) BU def. NMU (4-1)	Lake Superior def. BU (6-1) ME def. Michigan (4-3 OT)	ME def. Lake Superior (5-4)	
1994	UNH def. RPI (2-0) UML def. MSU (4-3) Lake Superior def. NU (6-5 OT)	BU def. Wisconsin (4-1) Harvard def. UNH (7-1) Minnesota def. UML (2-1 2OT)	BU def. Minnesota (4-1)	Lake Superior def. BU (9-1)	
1995	Denver def. UNH (9-2)	BU def. Lake Superior (6-2) ME def. Denver (4-2)	BU def. Minnesota (7-3) ME def. Michigan (4-3 OT)	BU def. ME (6-2)	
1996	Minnesota def. PC (5-1) UML def. MSU (6-2)	BU def. Clarkson (3-2) Colorado College def. UML (5-3)	Michigan def. BU (4-0)	--	
1997	Colorado College def. UNH (3-2)	BU def. Denver (4-3 OT)	BU def. Michigan (3-2)	UND def. BU (6-4)	
1998	UNH def. Wisconsin (7-4)	BC def. Colorado College (6-1) UNH def. BU (4-3 OT)	Michigan def. UNH (4-0) BC def. Ohio State (5-2)	Michigan def. BC (3-2 OT)	
1999	ME def. Ohio State (4-2) BC def. NMU (2-1)	ME def. Clarkson (7-2) UNH def. Michigan (2-1 OT) BC def. UND (3-1)	UNH def. MSU (5-3) ME def. BC (2-1 OT)	ME def. UNH (3-2 OT)	
2000	Niagara def. UNH (4-1) BC def. MSU (6-5 OT) BU def. St. Cloud State (5-3)	ME def. Michigan (5-2) BC def. Wisconsin (4-1) St. Lawrence def. BU (4-2 4OT)	UND def. ME (2-0) BC def. St. Lawrence (4-2)	UND def. BC (4-2)	
2001	ME def. Minnesota (5-4 OT) Wisconsin def. PC (4-1)	BC def. ME (3-1)	BC def. Michigan (4-2)	BC def. UND (3-2 OT)	
2002	ME def. Harvard (4-3 OT)	ME def. BU (4-3) UNH def. Cornell (4-3)	ME def. UNH (7-2)	Minnesota def. ME (4-3 OT)	
2003	BU def. Harvard (6-4) UNH def. St. Cloud State (5-2) BC def. Ohio State (1-0) Michigan def. ME (2-1)	UNH def. BU (3-0) Cornell def. BC (2-1 2OT)	UNH def. Cornell (3-2)	Minnesota def. UNH (5-1)	
2004	ME def. Harvard (5-4) BC def. Niagara (5-2) Michigan def. UNH (4-1)	ME def. Wisconsin (2-1 OT) BC def. Michigan (3-2 OT)	ME def. BC (2-1)	Denver def. ME (1-0)	
2005	BC def. Mercyhurst (5-4) UND def. BU (4-0) Minnesota def. ME (1-0 OT) UNH def. Harvard (3-2 OT)	Denver def. UNH (4-2) UND def. BC (6-3)	--	--	

NCAA TOURNAMENT RESULTS

Season	Opening Round	Regional Finals	Semifinals	Championship
2006	BU def. Nebraska Omaha (9-2) BC def. Miami (5-0) ME def. Harvard (6-1) Michigan State def. UNH (1-0)	BC def. BU (5-0) ME def. MSU (5-4)	BC def. UND (6-5) Wisconsin def. ME (5-2)	Wisconsin def. BC (2-1)
2007	UMass def. Clarkson (1-0 OT) BC def. St. Lawrence (4-1) ME def. St. Cloud State (4-1) Michigan State def. BU (5-1) Miami def. UNH (2-1)	BC def. Miami (4-0) ME def. UMass (3-1)	BC def. UND (6-4) MSU def. ME (4-2)	MSU def. BC (3-1)
2008	Notre Dame def. UNH (7-3) BC def. Minnesota (5-2)	BC def. Miami (4-3 OT)	BC def. UND (6-1)	BC def. Notre Dame (4-1)
2009	BU def. Ohio State (8-3) UNH def. North Dakota (6-5 OT) UVM def. Yale (4-1) Cornell def. NU (3-2)	BU def. UNH (2-1) UVM def. Air Force (2OT)	BU def. UVM (5-4)	BU def. Miami (4-3 OT)
2010	BC def. Alaska (3-1) UNH def. Cornell (6-2) Wisconsin def. UVM (3-2)	BC def. Yale (9-7) RIT def. UNH (6-2)	BC def. Miami (7-1)	BC def. Wisconsin (5-0)
2011	UNH def. Miami (3-1) Notre Dame def. MC (4-3 OT) Colorado College def. BC (8-4)	Notre Dame def. UNH (2-1)	--	--
2012	UML def. Miami (4-3 OT) BC def. Air Force (2-0) Minnesota def. BU (7-3) UMD def. ME (5-2)	BC def. UMD (4-0) Union def. UML (4-2)	BC def. UND (6-1)	BC def. Ferris State (4-1)
2013	UML def. Wisconsin (6-1) Union def. BC (5-1)	UML def. UNH (2-0)	Yale def. UML (3-2 OT)	--
2014	UML def. Minn. State (2-1) BC def. Denver (6-2) PC def. Quinnipiac (4-0) Union def. UVM (5-2) St. Cloud State def. ND (4-3 OT)	BC def. UML (4-3) Union def. PC (3-1)	Union def. BC (5-4)	--
2015	BU def. Yale (3-2 OT) PC def. Miami (7-5) Denver def. BC (5-2)	BU def. UMD (3-2) PC def. Denver (4-1)	BU def. UND (5-3) PC def. Omaha (4-1)	PC def. BU (4-3)
2016	UML def. Yale (2-1) BC def. Harvard (4-1) Denver def. BU (7-2) NoDak def. NU (6-2) Michigan def. ND (3-2 OT) UMD def. PC (2-1 2OT)	BC def. UMD (3-2) Quinnipiac def. UML (4-1)	Quinnipiac def. BC (3-2)	--
2017	ND def. Minnesota (3-2) UML def. Cornell (5-0) BU def. UND (4-3 2OT) Harvard def. PC (3-0)	ND def. UML (3-2 OT) UMD def. BU (3-2 OT)	Denver def. ND (6-1)	--
2018	BU def. Cornell (3-1) PC def. Clarkson (1-0) Michigan def. NU (3-2)	Michigan def. BU (6-3) Notre Dame def. PC (2-1)	--	--
2019	UMA def. Harvard (4-0) PC def. Minn. State (6-3) Cornell def. NU (5-1)	UMA def. Notre Dame (4-0) PC def. Cornell (4-0)	UMA def. Denver (4-3 OT) UMD def. PC (4-1)	UMD def. UMA (3-0)
2020	No NCAA Tournament was held due to the COVID-19 pandemic.			
2021	UMA def. Lake Superior St. (5-1) St. Cloud St. def. BU (6-2) BC vs. Notre Dame (No Contest)	UMA def. Bemidji St. (4-0) St. Cloud St. def. BC (4-1)	UMA vs. Minnesota Duluth	

FROZEN FOUR ALL-TOURNAMENT TEAM SELECTIONS

Year	Goalie	Forwards	Defensemen
1985	Chris Terreri* - PC*		
1988		David Capuano - Maine	
1991		Tony Amonte -BU Jean Yves-Roy - Maine	
1993	Garth Snow - Maine	Jim Montgomery* - Maine Paul Kariya - Maine Chris Imes - Maine	
1994		Tony Amonte - BU Jean Yves-Roy - Maine	
1995	Blair Allison -Maine	Chris O'Sullivan* - BU Shawn Bates - BU Dan Shermerhorn - Maine	Chris Imes - Maine Kaj Linna - BU
1997		Chris Drury - BU	Tom Poti -BU
1998		Marty Reasoner - BC	Mike Mottau - BU
1999	Alfie Michaud* - Maine	Niko Dimitrakos - Maine Jason Krog - UNH Mike Souza - UNH	David Cullen - Maine Jayme Filipowicz - UNH
2000		Jeff Farkas - BC	Mike Mottau -BC
2001	Scott Clemmensen -BC	Chuck Kobasew* - BC Krys Kolanos - BC	Rob Scuderi - BC
2002		Robert Liscak -Maine	Peter Metcalf - Maine Michael Schutte - Maine
2003		Nathan Martz - UNH Steve Saviano -UNH	
2004		Dustin Penner - Maine	Prestin Ryan - Maine
2006		Chris Collins - BC	Brett Motherwell - BC
2007		Brian Boyle - BC Nathan Gerbe - BC	
2008	John Muse - BC	Nathan Gerbe* - BC Ben Smith - BC	Mike Brennan - BC
2009	Kieran Millan -BU	Nick Bonino - BU Colin Wilson - BU	Colby Cohen - BU
2010	John Muse - BC	Ben Smith* - BC Cam Atkinson - BC Joe Whitney - BC	Brian Dumoulin - BC
2012	Parker Milner - BC	Paul Carey - BC Steven Whitney - BC	Brian Dumoulin - BC
2015	Jon Gillies* - PC	Mark Jankowski - PC Jack Eichel - BU Athi Oksanen - BU	Anthony Florentino - PC Matt Grzelczyk - BU
2019			Marc Del Gaizo - UMass

* Frozen Four Most Outstanding Player



AMERICAN HOCKEY COACHES ASSOCIATION

For immediate release:
Tuesday, March 30, 2020

Finalists Announced for Spencer Penrose Award Given to CCM/AHCA Men's Hockey Division I Coach of the Year

Ten coaches who have enjoyed on-ice success in 2020-21 have been named finalists for the **Spencer Penrose Award**, given annually to the **CCM/AHCA Division I Men's Ice Hockey Coach of the Year**. Selected by the nation's 61 NCAA Division I head coaches, the winner will be announced on Tuesday, April 6.

The nominees represent any coach who won or shared Coach of the Year honors in his conference this past season, as well as coaches whose teams have advanced to the 2021 NCAA Frozen Four. The only coach who has done both is Minnesota State's Mike Hastings.

Of this year's finalists, six are past recipients of this award: Brad Berry of North Dakota (2020), Greg Carvel of UMass (2019), Mike Hastings of Minnesota State (2015), Rand Pecknold of Quinnipiac (2016), Scott Sandelin of Minnesota Duluth (2004) and Jerry York of Boston College (1977.)

The Spencer Penrose Award is named in memory of the Colorado Springs benefactor who built the Broadmoor Hotel Complex, site of the first 10 NCAA championship hockey tournaments.

The **CCM AHCA COACH of the YEAR AWARDS** are sponsored by **CCM HOCKEY** and chosen by members of the **AMERICAN HOCKEY COACHES ASSOCIATION**. CCM is the legendary hockey brand dedicated to the endless pursuit of performance by delivering game-changing, head-to-toe innovative hockey equipment to players worldwide.

2020-21 AHCA Men's Ice Hockey Spencer Penrose Award Finalists (CCM/AHCA Division I Coach of the Year)

Brad Berry, North Dakota, NCHC COY*

Greg Carvel, UMass, NCAA Semifinalist*

Tony Granato, Wisconsin, Big Ten COY

Mike Hastings, Minnesota State, WCHA COY, NCAA Semifinalist*

Brett Larson, St. Cloud State, NCAA Semifinalist

Rand Pecknold, Quinnipiac, ECAC Hockey COY*

Brian Riley, Army West Point, Atlantic Hockey East COY

Scott Sandelin, Minnesota-Duluth, CAA Semifinalist*

Derek Schooley, Robert Morris, Atlantic Hockey West COY

Jerry York, Boston College, Hockey East COY*

* Past Spencer Penrose Award Winner

CONTACT: Joe Bertagna (978-376-5494)
PICK-UP: Past Winners List

###



JOE BERTAGNA
Executive Director
7 Concord Street
Gloucester, MA 01930
(978) 376-5494
j2b2hockey@gmail.com

CASEY JONES
President
Clarkson University
Potsdam, NY 13699
(315) 268-3874
cjones@clarkson.edu

BRUCE DELVENTHAL
Treasurer
7298 Salerno Court
Naples, FL 34114
(518) 420-7479
bflyfish@earthlink.net



**Previous Winners of the
Spencer Penrose Award
Division One Coach of the Year**

1951	Edward Jeremiah, Dartmouth	1986	Ralph Backstrom, Denver
1952	Cheddy Thompson, Colorado College	1987	John "Gino" Gasparini, North Dakota
1953	John Mariucci, Minnesota	1988	Frank Anzalone, Lake Superior
1954	Vic Heyliger, Michigan	1989	Joe Marsh, St. Lawrence
1955	Ralph "Cooney" Weiland, Harvard	1990	Terry Slater, Colgate
1956	William Harrison, Clarkson	1991	Rick Comley, Northern Michigan
1957	Jack Riley, Army	1992	Ron Mason, Michigan State
1958	Harry Cleverly, Boston University	1993	George Gwozdecky, Miami
1959	John "Snooks" Kelley, Boston College	1994	Don Lucia, Colorado College
1960	Jack Riley, Army	1995	Shawn Walsh, Maine
1961	Murray Armstrong, Denver	1996	Bruce Crowder, UMass Lowell
1962	Jack Kelley, Colby	1997	Dean Blais, North Dakota
1963	Tony Frasca, Colorado College	1998	Tim Taylor, Yale
1964	Tom Eccleston, Providence	1999	Richard Umile, New Hampshire
1965	Jim Fullerton, Brown	2000	Joe Marsh, St. Lawrence
1966	Amo Bessone, Michigan State	2001	Dean Blais, North Dakota
1967	Edward Jeremiah, Dartmouth	2002	Tim Whitehead, Maine
1968	Ned Harkness, Cornell	2003	Bob Daniels, Ferris State
1969	Charlie Holt, New Hampshire	2004	Scott Sandelin, Minnesota Duluth
1970	John MacInnes, Michigan Tech	2005	George Gwozdecky, Denver
1971	Ralph "Cooney" Weiland, Harvard	2006	Enrico Blasi, Miami
1972	John "Snooks" Kelley, Boston College	2007	Jeff Jackson, Notre Dame
1973	Len Ceglarski, Boston College	2008	Red Berenson, Michigan
1974	Charlie Holt, New Hampshire	2009	Jack Parker, Boston University
1975	Jack Parker, Boston University	2010	Wayne Wilson, RIT
1976	John MacInnes, Michigan Tech	2011	Nate Leaman, Union
1977	Jerry York, Clarkson	2012	Bob Daniels, Ferris State
1978	Jack Parker, Boston University	2013	Norm Bazin, UMass Lowell
1979	Charlie Holt, New Hampshire	2014	Rick Bennett, Union
1980	Rick Comley, Northern Michigan	2015	Mike Hastings, Minnesota State
1981	Bill O'Flaherty, Clarkson	2016	Rand Pecknold, Quinnipiac
1982	Fernie Flaman, Northeastern	2017	Jim Montgomery, Denver
1983	Bill Cleary, Harvard	2018	Jeff Jackson, Notre Dame
1984	Mike Sertich, Minnesota Duluth	2019	Greg Carvel, Massachusetts
1985	Len Ceglarski, Boston College	2020	Brad Berry, North Dakota
		2020	Mike Schafer, Cornell



Thursday, April 8 (ESPN2/TSN Stream)

5 p.m. ET: Minnesota State vs. St. Cloud State

9 p.m. ET: Massachusetts vs. Minnesota Duluth

Saturday, April 13 (ESPN/TSN)

7 p.m. ET: Championship Game

The 2021 Frozen Four field features three No. 2 seeds (Massachusetts, Minnesota State and St. Cloud State) and a No. 3 (Minnesota Duluth), just the second time that the 16-team tournament has not seen a No. 1 seed reach the Frozen Four (2007).

The 2021 national champion will either be just the second team to win three in a row in Minnesota Duluth, or a first-time champion in Massachusetts, Minnesota State or St. Cloud State.

No team has won three straight since Michigan from 1951-53, and Minnesota Duluth could become the first school ever to appear in four straight national championship games.

Experience counts – Experience led to success in the 2021 NCAA Regionals, with the four Frozen Four teams featuring the most upperclassmen in the tournament field. Seniors accounted for more goals (25) than any other class, with juniors and seniors scoring 68% of all goals.

Most Juniors & Seniors, 2021 Tournament Teams

16 – Minnesota State

15 – Minnesota Duluth

14 – Bemidji State, Massachusetts, St. Cloud State

13 – AIC, LSSU, North Dakota, Quinnipiac, Wisconsin

Scoring by Class, 2021 Tournament

Seniors: 25 goals, 22 assists, 47 points

Juniors: 18 goals, 29 assists, 47 points

Sophomores: 15 goals, 32 assists, 47 points

Freshmen: 5 goals, 13 assists, 18 points



About College Hockey, Inc.

Formed in 2009 in partnership with USA Hockey, College Hockey Inc. is a nonprofit organization dedicated to promoting Division I men's college hockey to prospective players and fans through extensive marketing and informational efforts. The entity is operated under the auspices of a 12-member Board of Directors and works closely with the commissioners, coaching staffs and administrators of the 61 schools and six conferences that sponsor Division I hockey.

Staff

Mike Snee, Executive Director

Nate Ewell, Deputy Executive Director

Sean Hogan, Director of Education

Media Contact

Nate Ewell, newell@collegehockeyinc.com

617.780.0295, @collegehockey,

@nateewell

Minnesota, nice – Three teams from Minnesota reached the Frozen Four, just the second time that the event features three teams from one state (1992, Michigan). The “State of Hockey” is also home to 41% of the players in the Frozen Four, more than the other 49 states combined (44 to 39). What’s more, the Minnesota Wild have three draft picks in the Frozen Four, most of any NHL team.

Most Players by State/Province

44 – Minnesota

9 – Ontario

6 – Alberta

5 – Michigan

Future stars – Nearly half of all NHL teams (14 of 31) have draft picks in the Frozen Four (18 total), with several other free agent and 2021 NHL Draft prospects in the mix as well. Minnesota Duluth leads the schools with eight draft picks on its roster, while three NHL teams each have at least a pair of prospects in the field.

Nineteen players who appeared in the most recent Frozen Four (2019) have signed NHL contracts. Five have already played an NHL game, including 2020 Calder Trophy winner Cale Makar.

NHL Draft Picks by Team

8 – Minnesota Duluth

4 – Massachusetts, St. Cloud State

2 – Minnesota State

Prospects in the Frozen Four by NHL Team:

3 – Minnesota

2 – Ottawa, Tampa Bay

1 – Boston, Chicago, Edmonton, Los Angeles, Montreal, Nashville, NY Rangers, Philadelphia, St. Louis, Toronto, Winnipeg

The roads traveled – A bit on the paths to Pittsburgh for each of the four semifinalists:

- **Massachusetts:** Five members of the Minutemen’s 2019 Frozen Four team have since signed NHL contracts, but head coach Greg Carvel still guided his team back to the big stage. They enter on their third winning streak of four-plus games this year and haven’t lost since Jan. 18 (9-0-3 since). Junior goaltender Filip Lindberg has three shutouts in six career NCAA Tournament games, including in the Bridgeport Regional Final, and has matched Cory Schneider’s tournament career shutout record.
- **Minnesota Duluth:** Minnesota Duluth is the only third seed in the Frozen Four and its 15-10-2 record is the weakest of the teams, but the two-time defending champions can hardly be considered an underdog. Experience from those titles has led the Bulldogs, with six juniors and seniors atop the scoring chart. They knocked off top-seeded North Dakota in the NCAA Tournament’s longest game ever (142:13) to win the Fargo Regional.
- **Minnesota State:** After first-round losses in its first six NCAA Tournament appearances, Minnesota State broke through despite trailing Quinnipiac by two goals with six minutes to play. The Mavericks enter with the Frozen Four’s best record (22-4-1) and the nation’s best defense (1.52 goals against per game), led by goaltender Dryden McKay. McKay’s 10 shutouts this season and 24 in his career are both two shy of the respective NCAA records.
- **St. Cloud State:** After losing in the first round of the last two tournaments as the No. 1 overall seed, second-seeded St. Cloud State rolled past Boston University and Boston College to claim this year’s Albany Regional. The Huskies were the runners-up in the NCHC and make their second Frozen Four appearance in the same city as their first (2013).

Men of Steel – The Frozen Four returns to Pittsburgh after its first visit to the city in 2013, when Yale won the national title (St. Cloud State also made it that year). It's the third time in the last eight tournaments that the state of Pennsylvania has hosted the event. Typically around 10 NHL arenas host NCAA games during the course of the season; due to the pandemic PPG Paints Arena is the first to host a game this year.

European influence – A record 119 Europeans played Division I men's hockey in 2020-21, and Europeans have had a profound impact for three of the four teams in the field. Finland produced Massachusetts starting goaltender Filip Lindberg and the top two scorers for St. Cloud State, Veeti Miettinen and Jami Krannila. St. Cloud State's starting goalie, David Hrenak, is from Slovakia. Minnesota State's leading scorer is a German for the fifth year in a row, this time junior Julian Napravnik (current Vancouver Canuck Marc Michaelis led the team in scoring each of the last four years).

Top of the heap – While none are No. 1 seeds this year, the Frozen Four teams have been among the nation's best lately; in fact, they were the four No. 1 seeds in the most recent tournament, in 2019. Since the start of the 2017-18 season, they are four of the five winningest programs in the nation.

Most Wins, Last 4 Seasons

- 114 – Minnesota State
- 91 – Minnesota Duluth
- 89 – Bowling Green
- 87 – St. Cloud State
- 87 – Massachusetts

Tournament trends – Teams combined for 6.3 goals per game in the regionals, an average that would represent the highest scoring tournament since 2010 (6.7). The first round featured 7.5 goals per game. A few more trends in the 2021 tournament:

- Team with more shots: 8-1
- Team scoring first: 7-3
- Team leading after one: 5-2
- Team leading after two: 8-1

Balanced attacks – Only one player in the field has more than 30 points on the year (Massachusetts' Bobby Trivigno, with 31), and none enter among the nation's top 10 scorers (Trivigno is tied for 11th). Thirteen players have at least 23 points, however, with at least three per roster. Eleven players have double-digits in goals, led by Massachusetts' Carson Gicewicz (17).

Most Points, Frozen Four Participants

- 31 – Bobby Trivigno, Massachusetts
- 27 – Julian Napravnik, Minnesota State
- 27 – Nick Swaney, Minnesota Duluth
- 27 – Jackson Cates, Minnesota Duluth
- 25 – Oliver Chau, Massachusetts

Most Goals, Frozen Four Participants

- 17 – Carson Gicewicz, Massachusetts
- 14 – Cole Koepke, Minnesota Duluth
- 13 – Easton Brodzinski, St. Cloud State
- 13 – Kobe Roth, Minnesota Duluth
- 13 – Nick Swaney, Minnesota Duluth

Family affair – The Sandelin family enjoyed a special few hours around midnight March 27-28, and will look to top it at the Frozen Four – though both father and son can't win in Pittsburgh. Minnesota State sophomore Ryan Sandelin gave the Mavericks their first NCAA Tournament win with an overtime goal Saturday night, followed by Minnesota Duluth head coach Scott Sandelin leading his team to a win in the longest NCAA Tournament game ever early Sunday morning.

NOTE-WORTHY

Massachusetts-Minnesota Duluth is a rematch of the 2019 NCAA championship game ... Five players scored their first goals of the season in the regionals (including Massachusetts' Anthony Del Gaizo and St. Cloud State's Luke Jaycox) ... The Frozen Four teams went a combined 1-for-18 on the power play in the regionals (5.6%, with UMass scoring the goal) ... Nine players had multiple-goal games in the regionals, more than either of the last two tournaments ... Three goals were scored with an extra attacker on the ice in the regionals.

Massachusetts: Led the nation in points from defensemen (84) and its 23 goals from the blueline trails only Quinnipiac (24) ... UMass is the one team of the four to win its conference tournament title ... The least penalized team among the four (9.44) ... Carson Gicewicz's hat trick in the regionals was the first in the NCAA Tournament since Jarid Lukosevicius's in the 2017 NCAA title game ... Marc Del Gaizo was a member of the 2019 All-Tournament Team.

Minnesota Duluth: UMD's first tournament game in each of its last five tournaments has gone to OT ... Has won nine straight overtime games in the NCAA Tournament, dating back to 1985 ... Its eight Frozen Four appearances are more than the other three teams combined (five) ... The only one of the four teams that was in Division I as recently as the mid-1980s ... The Bulldogs share the national lead with three hat tricks this season, from three different players (Jackson Cates, Cole Koepke, Nick Swaney) ... Swaney is the only 100 career point-scorer in the field ... Scott Sandelin's .786 tournament winning percentage ranks fourth all-time; his 22 career wins are tied for fifth all-time with Ron Mason and Don Lucia.

Minnesota State: The one team of the four to win its conference regular-season title ... The nation's oldest team on average (23.0) ... McKay is the lone Hobey Baker finalist to make it to Pittsburgh, despite all 10 making the tournament ... The eighth school in the last 10 tournaments to reach its first Frozen Four ... The top faceoff team among the four (55.3%, second in the nation) ... The only team among the four with a perfect record when scoring first (18-0-0) and leading after two periods (19-0-0) ... Led the nation with 1.52 goals per game in the second period ... Has nine players with 100-plus career games played, most of the four teams.

St. Cloud State: Led all teams with 10 goals in the regionals, including Jami Krannila's penalty shot tally, the first NCAA Tournament penalty shot goal in at least 10 years ... Won nine one-goal games, most of the four teams ... Four freshmen were tied for the fewest in the nation ... Brett Larson was an assistant coach on Minnesota Duluth's first two national championship teams.

IMPORTANT LINKS

Frozen Four History: <http://collegehockeyinc.com/frozen-four.php>

NCAA Record Book: <https://www.ncaa.org/championships/statistics/2021-mens-frozen-four-records>

TV Schedule: <http://collegehockeyinc.com/tv-schedule.php>

Sortable National Statistics: <http://collegehockeyinc.com/stats/filters21.php>

Pronunciation Guide (.pdf): http://collegehockeyinc.com/images/2020-21_Pronunciations.pdf

Team Rosters, Statistics & Results: <http://collegehockeyinc.com/teams-and-conferences.php>

CAREER LEADERS ENTERING FROZEN FOUR

Points:

Nick Swaney, Minnesota Duluth – 100
 Easton Brodzinski, St. Cloud State – 98
 Jake Jaremko, Minnesota State – 90
 Reggie Lutz, Minnesota State – 88
 Oliver Chau, Massachusetts – 82
 Bobby Trivigno, Massachusetts – 79
 Carson Gicewicz, Massachusetts – 78
 Dallas Gerads, Minnesota State – 77
 Noah Cates, Minnesota Duluth – 74
 Cole Koepke, Minnesota Duluth – 74

Goals:

Easton Brodzinski, St. Cloud State – 55
 Nick Swaney, Minnesota Duluth – 46
 Carson Gicewicz, Massachusetts – 38
 Kobe Roth, Minnesota Duluth – 38
 Cole Koepke, Minnesota Duluth – 37
 Reggie Lutz, Minnesota State – 37

Assists:

Jake Jaremko, Minnesota State – 56
 Seamus Donohue, St. Cloud State – 55
 Oliver Chau, Massachusetts – 54
 Nick Swaney, Minnesota Duluth – 54
 Reggie Lutz, Minnesota State – 51

Power-Play Goals:

Easton Brodzinski, St. Cloud State – 21
 Kobe Roth, Minnesota Duluth – 15
 Julian Napravnik, Minnesota State – 14

Shorthanded Goals:

Nick Swaney, Minnesota Duluth – 4

Game-Winning Goals:

Easton Brodzinski, St. Cloud State – 12
 Julian Napravnik, Minnesota State – 12
 Kobe Roth, Minnesota Duluth – 12

Overtime Goals:

Marc Del Gaizo, Massachusetts – 3
 Nick Perbix, St. Cloud State – 3
 Nick Swaney, Minnesota Duluth – 3

Games Played:

Matt Hellickson, Notre Dame – 146
 Seamus Donohue, St. Cloud State – 144
 Colin Theisen, Notre Dame – 144
 Louie Roehl, Minnesota Duluth – 140
 Luke Jaycox, St. Cloud State – 139

Hat Tricks

Nick Swaney, Minnesota Duluth – 2
 5 other players have 1 career hat trick

Goaltending

	W-L-T	Saves	Sv.%	GAA	SO
Dryden McKay, Minnesota State	75-14-4	1,971	.934	1.49	24
David Hrenak, St. Cloud State	65-32-10	2,622	.910	2.44	11
Matt Murray, Massachusetts	51-27-2	1,904	.915	2.21	11
Filip Lindberg, Massachusetts	28-10-6	1,067	.935	1.62	10
Ryan Fanti, Minnesota Duluth	11-7-2	446	.907	2.36	0
Zach Stejskal, Minnesota Duluth	4-3-0	225	.934	1.75	0

CAREER LEADERS IN NCAA TOURNAMENT GAMES

Scoring:

Jake Gaudet, UMass	6 GP	3-4—7
Oliver Chau, UMass	6 GP	2-4—6
Marc Del Gaizo, UMass	6 GP	1-4—5
Carson Gicewicz, UMass	2 GP	4-0—4
Nolan Walker, SCSU	3 GP	1-3—4
Easton Brodzinski, SCSU	3 GP	3-0—3
Ryan Sandelin, Minn. State	2 GP	2-1—3
Nick Perbix, SCSU	3 GP	1-2—3
Jami Krannila, SCSU	2 GP	1-2—3
Cole Koepke, UMD	5 GP	1-2—3
Zac Jones, UMass	2 GP	0-3—3
Reggie Lutz, Minn. State	4 GP	0-3—3
Ty Farmer, UMass	6 GP	0-3—3

Goaltending:

Filip Lindberg, Massachusetts	6 GP	5-1	375:13	143 sv.	7 GA	1.12	.953	3 SO
David Hrenak, St. Cloud State	4 GP	2-2	237:27	93 sv.	7 GA	1.77	.930	
Dryden McKay, Minn. State	3 GP	2-1	187:59	72 sv.	8 GA	2.55	.900	1 SO
Zach Stejskal, Minn. Duluth	1 GP	0-0	124:37	57 sv.	2 GA	0.96	.966	
Ryan Fanti, Minn. Duluth	1 GP	1-0	17:36	6 sv.	0 GA	0.00	1.000	

TEAMS BY THE NUMBERS

Team	Record	Win %	GF/GP	GA/GP	GM/GP	PP%	PK%	SOGM/GP
UMass	18-5-4	.741	3.52	1.70	+1.81	22.3%	91.4%	+7.56
UMD	15-10-2	.593	3.04	2.33	+0.70	19.8%	75.8%	+5.22
MSUM	22-4-1	.833	3.56	1.52	+2.04	25.8%	85.4%	+14.63
SCSU	19-10-0	.655	3.31	2.59	+0.72	21.7%	84.8%	+3.52

Team	Avg. Ht.	Avg. Wt.	Avg. Age	Freshmen	Sophomores	Juniors	Seniors
UMass	5' 11.74"	187.85	22.2	6	7	8	6
UMD	6' 0.35"	187.81	21.9	6	5	9	6
MSUM	6' 0.10"	195.69	23.0	5	8	7	9
SCSU	6' 0.26"	186.85	22.6	4	9	6	8

Distance to Pittsburgh

521 miles – Massachusetts
891 miles – Minnesota State
928 miles – Minnesota Duluth
933 miles – St. Cloud State

Undergraduate Enrollment

Minnesota Duluth – 9,847
St. Cloud State – 11,681
Minnesota State – 14,209
Massachusetts – 24,209
Per collegeboard.org

TEAMS BY THE NUMBERS**2020-21 Records vs. Other NCAA Tournament Teams**

7-2-1 – Minnesota State
9-5-0 – St. Cloud State
4-6-2 – Minnesota Duluth
3-4-0 – Massachusetts

Last 10 Games

9-0-1 – Massachusetts
8-2-0 – Minnesota State
7-3-0 – St. Cloud State
5-5-0 – Minnesota Duluth

Since Christmas

19-3-0 – Minnesota State
13-2-3 – Massachusetts
13-7-0 – St. Cloud State
11-8-0 – Minnesota Duluth

Offense from senior classes:

109 points – Minnesota State (41g-68a)
86 – Minnesota Duluth (33-53)
71 – Massachusetts (33-38)
65 – St. Cloud State (29-36)

Offense from junior classes:

93 – St. Cloud State (31-62)
92 – Minnesota Duluth (35-57)
80 – Massachusetts (25-55)
54 – Minnesota State (21-33)

Offense from defensemen:

84 – Massachusetts (23g-61a)
72 – St. Cloud State (15-57)
64 – Minnesota State (13-51)
38 – Minnesota Duluth (4-34)

Teams with the most:

Goal Scorers: 20 – Minnesota State
Point Scorers: 22 – Massachusetts, Minnesota State
Power-Play Goal Scorers: 9 – Massachusetts, Minnesota State
10+ Goal Scorers: 4 – Minnesota Duluth
10+ Point Players: 12 – Minnesota State
20+ Point Players: 6 – Massachusetts
30+ Point Players: 1 – Massachusetts

Offense from sophomore classes:

72 – Minnesota State (29-43)
68 – St. Cloud State (24-44)
64 – Massachusetts (26-38)
16 – Minnesota Duluth (7-9)

Offense from freshman classes:

40 – Massachusetts (11-29)
31 – Minnesota State (5-26)
29 – St. Cloud State (12-17)
24 – Minnesota Duluth (7-17)

**Record When:**

	UMass	UMD	MSUM	SCSU
Scoring first	16-0-1	13-1-2	18-0-0	11-3-0
Allowing first	2-5-2	2-9-0	4-4-1	8-7-0
Leading after 1	9-1-2	7-0-2	11-0-0	7-3-0
Trailing after 1	0-3-0	2-4-0	3-2-0	5-5-0
Tied after 1	9-1-2	6-6-0	8-2-1	7-2-0
Leading after 2	17-1-2	9-1-1	19-0-0	11-3-0
Trailing after 2	1-3-0	4-7-0	1-3-0	3-6-0
Tied after 2	0-1-2	2-2-1	2-1-1	5-1-0
One-goal games	4-3	5-6	6-1	9-5
Overtime	1-1-4	3-2-2	3-1-1	3-3-0

Brothers in the Frozen Four:

Noah and Jackson Cates (Minnesota Duluth)
Anthony and Marc Del Gaizo (Massachusetts)

2021 TOURNAMENT FACTS**2021 Tournament Records, All Games**

Team Scoring First: 7-3
Team Leading After First: 5-2
Team Leading After Second: 8-1
Team With More Shots: 8-1

2021 Tournament Goals per Game

First Round: 7.5
Regional Finals: 4.5
All games: 6.3

2021 Tournament Scoring by Class

Seniors: 25 goals, 22 assists, 47 points
Juniors: 18 goals, 29 assists, 47 points
Sophomores: 15 goals, 32 assists, 47 points
Freshmen: 5 goals, 13 assists, 18 points

2021 Tournament Scoring by Period

First: 19 goals
Second: 18 goals
Third: 24 goals
First OT: 1 goal
Fifth OT: 1 goal

GEOGRAPHIC BREAKDOWN

Six countries, including 20 states and 5 Canadian provinces, are represented on NCAA Frozen Four rosters.

By State

44 players – Minnesota (41% of all players)

5 – Michigan

4 – New York

3 – Colorado, Florida, Illinois, Massachusetts, New Jersey

2 – Alaska, Arizona, Virginia

1 – California, Idaho, Iowa, Maine, Missouri, North Dakota, Ohio, South Dakota, Wisconsin

By Province

9 – Ontario

6 – Alberta

1 – British Columbia, Manitoba, Saskatchewan

By Country

83 – United States (77%)

18 – Canada

3 – Finland

2 – Czech Republic

1 – Germany, Slovakia

Represented on Every Roster: Alberta, Minnesota

Most Americans: 22, Minnesota State

Most Minnesotans: 18, Minnesota Duluth

Most Canadians: 6, Massachusetts

Most non-North Americans: 4, St. Cloud State

Most States on Roster: 9, Massachusetts and Minnesota State

Most Provinces on Roster: 4, Minnesota State

FROZEN FOUR HISTORY

<http://collegehockeyinc.com/frozen-four>

Most NCAA Tournament Appearances:

Michigan, Minnesota – 38

Boston University – 37

Boston College – 36

North Dakota – 33

Denver – 29

Michigan State – 27

Wisconsin – 26

Harvard – 25

Clarkson, Cornell, New Hampshire – 22

2021 Frozen Four teams:

St. Cloud State – 15

Minnesota Duluth – 14

Minnesota State – 7

Massachusetts – 3

Most Frozen Fours:

Boston College, Michigan – 25
Boston University, North Dakota – 22
Minnesota – 21
Denver – 16

2021 Frozen Four Teams:

Minnesota Duluth – 8
Massachusetts, St. Cloud State – 2
Minnesota State – 1

Most Championships:

Michigan – 9
Denver, North Dakota – 8
Wisconsin – 6
Boston College, Boston University, Minnesota – 5
Lake Superior State, Michigan State, Michigan Tech, Minnesota Duluth – 3
Colorado College, Cornell, Maine, Rensselaer – 2
Bowling Green, Harvard, Northern Michigan, Providence, Union, Yale – 1

Longest Active NCAA Appearance Streaks:

Minnesota Duluth – 6
Notre Dame – 5
Minnesota State, St. Cloud State – 3
American International, Massachusetts, Quinnipiac – 2

Most Appearances, Last 10 Years:

Denver – 9
Minnesota Duluth, North Dakota, Notre Dame – 8
Boston College, St. Cloud State – 7

Most Appearances, Last 5 Years:

Minnesota Duluth, Notre Dame – 5
Boston University, Denver, Providence, St. Cloud State – 4

NCAA Appearances by Frozen Four Coaches

10 – Scott Sandelin, Minnesota Duluth (3 titles; 6 Frozen Fours)
6 – Mike Hastings, Minnesota State (1 Frozen Four)
2 – Greg Carvel, Massachusetts (2 Frozen Fours)
2 – Brett Larson, St. Cloud State (1 Frozen Four)

Tournament Most Outstanding Players

37 former winners have gone on to play in the NHL, including 2020-21 NHLers Shayne Gostisbehere (Union, 2014); Drake Caggiula (North Dakota, 2016); and Karson Kuhlman (Minnesota Duluth, 2018).



IN THE NHL

275 former NCAA players have appeared in an NHL game this season (*through games of March 28*)

Full list: <http://collegehockeyinc.com/2020-21-alums-nhl.php>

Most NCAA Alumni in the NHL, by Season

327 – 2018-19

314 – 2016-17

310 – 2017-18

305 – 2013-14

47 schools have had an alum in the NHL this season

Colleges producing the most NHLers, 2020-21:

Minnesota – 20

Michigan, North Dakota – 19

Boston University – 17

Boston College, Wisconsin – 15

Notre Dame – 13

Frozen Four schools:

Massachusetts – 11

Minnesota Duluth – 10

St. Cloud State – 8

Minnesota State – 5

NHL Teammates Whose Alma Maters Meet in the Semifinals:

Colorado: Cale Makar (Massachusetts) / Hunter Miska (Minnesota Duluth)

Los Angeles: Jonathan Quick (Massachusetts) / Mikey Anderson and Alex Iafallo (Minnesota Duluth)

FORMER NCAA PLAYERS IN THE NHL THIS YEAR

By years in school (66% played at least three years)

Four years – 71

Three years – 111

Two years – 59

One year – 34

By position:

156 forwards

101 defensemen

18 goaltenders

By NHL Draft status:

98 were first- or second-round picks

101 were third- through ninth-round picks

76 were undrafted free agents (*52% of all undrafted NHLers*)

By nationality:

197 Americans

70 Canadians

8 Europeans

FUTURE NHLers**Nearly 200 NHL Draft played college hockey this season. 18 are in the Frozen Four:**

Minnesota Duluth – 8

Massachusetts, St. Cloud State – 4

Minnesota State – 2

By NHL team:

3 – Minnesota

2 – Ottawa, Tampa Bay

1 – Boston, Chicago, Edmonton, Los Angeles, Montreal, Nashville, NY Rangers, Philadelphia, St. Louis, Toronto, Winnipeg

Four draft-eligible players are in the Frozen Four:

UMass: Josh Lopina

UMD: Connor Kelley, Luke Mylymok

SCSU: Zach Okabe

Sons of NHLers in the Frozen Four:

Dryden McKay, Minnesota State (son of Ross)

Ryan Sandelin, Minnesota State (son of Scott)

Riese Zmolek, Minnesota State (son of Doug)

Players in the Frozen Four with brothers who have played in the NHL:

Easton Brodzinski, St. Cloud State (Jonny)

Akito Hirose, Minnesota State (Taro)

OTHER RESOURCES

Differences between NHL and NCAA rules: <http://collegehockeyinc.com/key-differences-ncaa-and-nhl-rules.php>

College Hockey, Inc. Media Center: <http://collegehockeyinc.com/media-center.php>

NHL Matchup Tool: <http://collegehockeyinc.com/nhlteams.php>

2021 Pro Signings: <http://collegehockeyinc.com/pro-signings-2020-21-nhl-college-ncaa-free-agent.php>



MEN'S WEEKLY

contact: Brian Smith | bsmith@hockeyeastonline.com | 339.227.2988 | @BriSmiHE

The Hockey East Association | 591 North Avenue #2 | Wakefield, MA | 01880

FOR IMMEDIATE RELEASE: MARCH 29, 2021

Massachusetts Advances to Second Frozen Four

Rematch of 2019 Title Game on Tap in Pittsburgh Semifinals

RECENT RESULTS

Friday 3/26

UMass 5 vs. Lake Superior State 1 !

! NCAA East Regional Semifinal
(Bridgeport, Conn.)

Saturday 3/27

UMass 4 vs. Bemidji State 0 !
St. Cloud 6 vs. BU 2 ^

! NCAA East Regional Final (Bridgeport, Conn.)
^ NCAA Northeast Regional Semifinal
(Albany, N.Y.)

Sunday 3/28

St. Cloud 4 vs. BC 1

^ NCAA Northeast Regional Semifinal
(Albany, N.Y.)

HOCKEY EAST HEADLINES

Massachusetts advanced to the Frozen Four for the second time in program history (2019) after a dominating performance in the Bridgeport Regional. The Minutemen downed Lake Superior State, 5-1, in the semifinal before **Filip Lindberg** (Espoo, Finland) pitched his third NCAA Tournament shutout in a 4-0 win over Bemidji State. **Carson Gicewicz** (Orchard Park, N.Y.) scored four goals on the weekend, including a natural hat trick in the regional final that was the first NCAA Tournament hat trick since 2017. The Minutemen will face Minnesota Duluth in the Frozen Four in Pittsburgh on Thursday, April 8, at either 5 or 9 p.m. on ESPN2.

Boston University's 2020-21 season ended in a 6-2 Albany Regional semifinal setback to St. Cloud State. **Wilmer Skoog** (Tyreso, Sweden) and **Jake Wise** (Reading, Mass.) found the back of the net for the Terriers while **Drew Commesso** (Norwell, Mass.) made 32 saves.

Boston College ended the year at 17-6-1 in the Northeast Regional final following a 4-1 decision at the hands of St. Cloud. **Matt Boldy** (Millis, Mass.) was named to the All-Tournament Team in the Northeast Regional after opening the scoring for the Eagles. Their opening round game against Notre Dame was declared a No Contest after the Irish did not clear COVID-19 protocols.

FINAL 2020-21 ARMY ROTC HOCKEY EAST STANDINGS

Rk.	Team	GP	W	L	T	OW	OL	SW	HEPI
1.	Boston College	21	16	4	1	3	2	0	58.61
2.	Boston University	14	10	3	1	3	1	1	56.38
3.	Massachusetts	22	13	5	4	1	1	1	55.44
4.	UConn	22	10	10	2	1	4	2	52.01
5.	Providence	23	10	8	5	0	0	2	50.80
6.	Northeastern	20	9	8	3	1	0	3	49.94
7.	UMass Lowell	16	7	8	1	1	1	0	48.00
8.	Maine	15	3	10	2	0	1	2	46.66
9.	Merrimack	18	5	11	2	0	1	0	45.38
10.	New Hampshire	21	5	13	3	3	2	2	43.66
11.	Vermont	12	1	9	2	0	0	0	38.02



ARMY ROTC



ARMY ROTC HOCKEY EAST PLAYER OF THE WEEK

CARSON GICEWICZ MASSACHUSETTS

Carson Gicewicz (Orchard Park, N.Y.) netted four goals in the East Regional, leading UMass back to the Frozen Four for the second consecutive NCAA Tournament. He scored a hat trick in the regional final to secure a 4-0 win over Bemidji State, the first NCAA Tournament hat trick since 2017.



PRO AMBITIONS ROOKIE OF THE WEEK

AARON BOHLINGER MASSACHUSETTS

Aaron Bohlinger (Walden, N.Y.) assisted on the game-winning goal in UMass's 4-0 win over Bemidji State in the East Regional final to secure a spot in the Frozen Four. The first year defenseman played a key role in the Minutemen's defense that allowed just one goal in NCAA Tournament play, advancing his team to the nation's biggest stage in Pittsburgh on April 8.



HOCKEY EAST DEFENSIVE PLAYER OF THE WEEK

FILIP LINDBERG MASSACHUSETTS

Filip Lindberg (Espoo, Finland) pitched an 18-save perfect game in the regional final to backbone the Minutemen to the Frozen Four, his third career shutout in the NCAA Tournament, tying a record previously set by Boston College's **Cory Schneider** (2006-07). The junior netminder also made 30 saves in a 5-1 victory in the semifinal against Lake Superior State.



HOCKEY EAST WEEKLY TOP PERFORMERS

Matt Boldy, BC (So., F; Millis, Mass.) Was named to the All-Tournament Team in the Northeast Regional after opening the scoring for the Eagles against St. Cloud State.

Drew Commesso, BU (Fr., G; Norwell, Mass.) Made 32 saves in the Northeast Regional semifinal game against St. Cloud State, a 6-2 setback for BU.

Jake Wise, BU (Jr., F; Reading, Mass.) Scored a power-play goal that tied the Northeast Regional semifinal against St. Cloud State, 2-2.

Wilmer Skoog, BU (So., F; Tyreso, Sweden) Opened the scoring of the Northeast Regional semifinal with a goal eight seconds into the second period.

Oliver Chau, UMass (Sr., F; Oakville, Ont.) Racked up four points and three assists in two games for the Minutemen, including a helper that set up the game-winning tally in the East Regional final to send UMass back to the Frozen Four for the second time in program history.

Josh Lopina, UMass (Fr., F; Minooka, Ill.) Scored the game-winning goal in Massachusetts' 5-1 win over Lake Superior State in the East Regional semifinal on Friday. He finished the two-game set with six shots on goal.



HOCKEY EAST SCORING LEADERS

Rk.	Player	Team	Yr.	Pos	GP	PPG	G-A-P
1	Jonny Evans	UConn	JR	F	22	1.27	14-14-28
2	Matt Boldy	BC	SO	F	19	1.26	10-14-24
	Zach Solow	NU	SR	F	20	1.20	11-13-24
	Bobby Trivigno	UMA	JR	F	22	1.09	8-16-24
5	Marc McLaughlin	BC	JR	F	21	1.10	9-14-23
	Jackson Pierson	UNH	JR	F	21	1.10	8-15-23
7	Tyce Thompson	PC	JR	F	23	0.96	10-12-22
8	Jáchym Kondelík	UConn	JR	F	22	0.95	3-18-21
9	Aidan McDonough	NU	SO	F	20	1.00	10-10-20
	Oliver Chau	UMA	SR	F	22	0.91	4-16-20
11	Jordan Harris	NU	JR	D	18	1.06	6-13-19
	Jack McBain	BC	JR	F	21	0.90	6-13-19
	Carson Gicewicz	UMA	SR	F	22	0.86	13- 6-19



STOP IT GOALTENDING LEADERS

Conference Goals Against Average

Rk.	Name	School	MIN	GA	GAA
1.	Filip Lindberg	UM	558:43	15	1.61
2.	Spencer Knight	BC	1087:35	36	1.99
3.	Matt Murray	UM	776:27	26	2.01
4.	Jaxson Stauber	PC	1274:46	47	2.21
5.	Connor Murphy	NU	1195:41	53	2.66

Conference Save Percentage

Rk.	Name	School	SVS	GA	SV%
1.	Filip Lindberg	UM	223	15	.937
2.	Spencer Knight	BC	534	36	.937
3.	Drew Comness	BU	287	24	.923
4.	Jaxson Stauber	PC	505	47	.915
5.	Matt Murray	UM	272	26	.913



HOCKEY EAST MONTHLY AWARDS

HOCKEY EAST PLAYER OF THE MONTH

Month	Player
Nov./Dec.	Bobby Trivigno, UMass
January	David Farrance, BU
February	Angus Crookshank, UNH
	Aidan McDonough, NU
March/April	

PRO AMBITIONS ROOKIE OF THE MONTH

Month	Player
Nov./Dec.	Josh Lopina, UMass
January	Dylan Jackson, NU
February	Vinny Duplessis, BU
March/April	

STOP IT GOALTENDING GOALTENDER OF THE MONTH

Month	Player
Nov./Dec.	Spencer Knight, BC
January	Filip Lindberg, UMass
February	Filip Lindberg, UMass
March/April	



HOCKEY EAST WEEKLY AWARDS

HOCKEY EAST

PLAYER OF THE WEEK

Week	Player
Nov. 23	Oliver Chau, UMass
Nov. 30	Matt Boldy, BC
Dec. 7	Matt Boldy, BC
	Spencer Knight, BC
Dec. 14	Jordan Harris, NU
Dec. 21	Bobby Trivigno, UMass
Dec. 28	Carson Gicewicz, UMass
Jan. 5	Chase Blackmun, UML
Jan. 11	Christian Evers, UVM
Jan. 18	Jonny Evans, UConn
Jan. 25	David Farrance, BU
Feb. 1	Jonny Evans, UConn
Feb. 8	Angus Crookshank, UNH
Feb. 15	Matt Boldy, BC
	Aidan McDonough, NU
Feb. 22	Marc McLaughlin, BC
March 1	Garrett Wait, UMass
March 8	Matt Boldy, BC
	Jachym Kondelik, UConn
March 15	Matt Brown, UML
	Bobby Trivigno, UMass
March 22	Bobby Trivigno, UMass
March 29	Carson Gicewicz, UMass

PRO AMBITIONS

ROOKIE OF THE WEEK

Week	Player
Nov. 23	Cassidy Bowes, UConn
Nov. 30	Colby Ambrosio, BC
Dec. 7	Alex Jefferies, MC
Dec. 14	Henry Wilder, BC
Dec. 21	Uula Ruikka, PC
Dec. 28	Gunnarwolfe Fontaine, NU
Jan. 5	Josh Lopina, UMass
Jan. 11	Dylan Jackson, NU
Jan. 18	Nikita Nesterenko, BC
Jan. 25	Drew Commesso, BU
Feb. 1	Hudson Schandor, UConn
Feb. 8	Vinny Duplessis, BU
Feb. 15	Nick Poisson, PC
Feb. 22	Luke Tuch, BU
March 1	Victor Ostman, ME
March 8	Luke Tuch, BU
March 15	Nikita Nesterenko, BC
March 22	Josh Lopina, UMass
March 29	Aaron Bohlinger, UMass

HOCKEY EAST

DEFENSIVE PLAYER OF THE WEEK

Week	Player
Nov. 23	Aaron Bohlinger, UMass
Nov. 30	Drew Helleson, BC
Dec. 7	Zach Vinnell, MC
Dec. 14	Tomáš Vornáčka, UConn
Dec. 21	Jaxson Stauber, PC
Dec. 28	Henry Welsch, UML
Jan. 5	Tomáš Vornáčka, UConn
Jan. 11	Kalle Ericksson, UNH
	David Farrance, BU
Jan. 18	Connor Murphy, NU
Jan. 25	Filip Lindberg, UMass
	Jaxson Stauber, PC
Feb. 1	Filip Lindberg, UMass
Feb. 8	Tomas Vornacka, UConn
Feb. 15	Vinny Duplessis, BU
Feb. 22	Declan Carlile, MC
March 1	Patrick Holway, MC
March 8	Victor Ostman, ME
March 15	Uula Ruikka, PC
	Jaxson Stauber, PC
March 22	Filip Lindberg, UMass
March 29	Filip Lindberg, UMass

USA Today/USA Hockey Magazine Men's College Hockey Poll - 3/29

Rk.	School, Pts. (FPV)	Record	LW
1.	Minnesota State, 487 (20)	22-4-1	6
2.	Massachusetts, 457 (5)	18-5-4	5
3.	St. Cloud State, 437 (3)	19-10-0	7
4.	North Dakota, 412 (6)	22-6-1	1
5.	Minnesota Duluth, 408	15-10-2	9
6.	Minnesota, 326	24-7-0	2
7.	Boston College, 317	17-6-1	3
8.	Wisconsin, 237	20-10-1	4
9.	Michigan, 229	15-10-1	8
10.	Bemidji State, 191	16-10-3	15
11.	Quinnipiac, 169	17-8-4	10
12.	Boston University, 137	10-5-1	11
13.	Lake Superior State, 92	19-7-3	13
14.	Omaha, 85	14-11-1	12
15.	AIC, 37	15-4-0	14

Other Receiving Votes: Notre Dame, 27; **Providence, 13**; Bowling Green, 9; Denver, 4; **UMass Lowell, 3**; Clarkson, 2; Western Michigan, 1.

USCHO.com Men's College Hockey Poll - 3/22

Rk.	School, Pts. (FPV)	Record	LW
1.	North Dakota, 795 (36)	21-5-1	2
2.	Boston College, 737 (3)	17-5-1	1
	Minnesota, 737 (1)	23-6-0	4
4.	Wisconsin, 652	20-9-1	5
5.	Minnesota State, 640	20-4-1	3
6.	Massachusetts, 630	16-5-4	6
7.	St. Cloud State, 548	17-10-0	8
8.	Michigan, 538	15-10-1	7
9.	Minnesota Duluth, 441	14-10-2	9
10.	Boston University, 408	10-4-1	11
11.	Quinnipiac, 386	17-7-4	10
12.	Omaha, 330	14-10-1	12
13.	Lake Superior State, 306	19-6-3	17
14.	Bemidji State, 265	15-9-3	13
15.	AIC, 241	15-3-0	15
16.	Providence, 192	11-9-5	14
17.	Bowling Green, 129	20-10-1	16
18.	Notre Dame, 121	14-13-2	20
19.	UMass Lowell, 70	10-9-1	NR
20.	Clarkson, 67	11-7-4	18

Other Receiving Votes: Army 52, Denver 34, **Northeastern 24**, **UConn 20**, Canisius 13, Michigan Tech 8, St. Lawrence 6, Northern Michigan 5, Robert Morris 3, Western Michigan 2.



2020-21 SEASON SUPERLATIVES

SHUTOUTS

Date	Player	Team	Opponent	Svs	Result
12/4	Spencer Knight	BC	PC	30	W, 3-0
12/5	Spencer Knight	BC	PC	36	W, 9-0
12/19	Matt Murray	UMass	UVM	15	W, 4-0
12/20	Jaxson Stauber	PC	NU	28	W, 5-0
12/30	Matt Murray	UMass	UNH	27	W, 4-0
1/1	Jaxson Stauber	PC	UVM	23	T, 0-0 (OT)
1/1	Tyler Harmon	UVM	PC	33	T, 0-0 (OT)
1/6	Matt Murray	UMass	UNH	21	W, 4-0
1/13	Connor Murphy	NU	UNH	37	W, 7-0
1/22	Jaxson Stauber	PC	UMass	28	T, 0-0 (OT)
1/22	Filip Lindberg	UMass	PC	27	T, 0-0 (OT)
1/28	Tomáš Vomačka	UConn	PC	37	W, 2-0
1/29	Filip Lindberg	UMass	UML	16	W, 5-0
2/12	Vinny Duplessis	BU	UVM	18	W, 1-0
3/20	Filip Lindberg	UMass	UML	16	W, 1-0
3/27	Filip Lindberg	UMass	Bemidji State	18	W, 4-0

40 + SAVES

Date	Goalie	Team	Opponent	Svs.	Result
11/20	Tomáš Vomačka	UConn	UMass	41	L, 1-5
1/2	Tyler Harmon	UVM	PC	46	L, 1-3
1/18	Drew Comness	BU	UMass	44	W, 4-3 (OT)
2/6	Vinny Duplessis	BU	BC	40	W, 3-1
2/20	Victor Ostman	ME	BC	56	L, 0-3
2/26	Victor Ostman	ME	UConn	40	W, 6-4
2/27	Victor Ostman	ME	UConn	43	L, 2-4
3/5	Jaxson Stauber	PC	UConn	40	L, 3-5
3/5	Tomas Vomačka	UConn	PC	42	W, 5-3
3/14	Jaxson Stauber	PC	UConn	40	W, 6-1
3/17	Spencer Knight	BC	UML	43	L, 5-6 (2OT)

HAT TRICKS:

Date	Player	Team	Opponent	Result
1/4	Chase Blackmun	UML	ME	W, 9-5
1/15	Carter Turnbull	UConn	UNH	W, 6-5 (OT)
1/30	Jonny Evans	UConn	MC	W, 6-2
2/6	Angus Crookshank	UNH	UML	W, 7-6 (OT)
2/12	Aidan McDonough	NU	UNH	W, 6-2
2/13	Jay O'Brien	BU	UVM	W, 5-1
3/5	Jáchym Kondelik	UConn	PC	W, 5-3
3/27	Carson Gicewicz	UMass	Bemidji State	W, 4-0

OVERTIME GOALS:

Date	Player	Team	Opponent	Result
12/11	Marshall Warren	BC	UConn	W, 4-3 (OT)
1/2	Jackson Pierson	UNH	UConn	W, 2-1 (OT)
1/8	Kalle Eriksson	UNH	BC	W, 4-3 (OT)
1/9	Dylan Jackson	NU	MC	W, 3-2 (OT)
1/10	Marc McLaughlin	BC	UNH	W, 3-2 (OT)
1/15	Carter Turnbull	UConn	UNH	W, 6-5 (OT)
1/18	David Farrance	BU	UMass	W, 4-3 (OT)
1/22	Robert Mastrosimone	BU	ME	W, 3-2 (OT)
2/5	Drew Helleeson	BC	BU	W, 4-3 (OT)
2/6	Angus Crookshank	UNH	UML	W, 7-6 (OT)
2/9	Andre Lee	UML	UConn	W, 3-2 (OT)
2/20	Luke Tuch	BU	UConn	W, 3-2 (OT)
2/26	Marc Del Gaizo	UMass	BC	W, 3-2 (OT)
3/17	Matt Brown	UML	BC	W, 6-5 (2OT)

2020-21 INDIVIDUAL HIGHS:

Goals: 4 - Angus Crookshank, UNH, 4g, 1a (2/6 vs. UML)

Assists: 5 - Tyce Thompson, PC, 5a (2/6 vs. MC)

Points: 5 - last by Alex Newhook, BC (2g, 3a on 3/17/21 vs. UML)

Saves: 56 - Victor Ostman, Maine 56 (2/20/21 at Boston College)

GOAL STREAK:

5:7 - Carson Gicewicz, UMass (12/20-1/2)

ASSIST STREAK:

6:9 - Bobby Trivigno, UMass (12/20-1/6)

6:7 - Matt Boldy, BC (11/27-1/10)

6:7 - Jack McBain, BC (1/23-2/13)

6:7 - Angus Crookshank, UNH (2/6-3/10)

POINT STREAK:

8:12 - Zac Jones, UMass (12/20-1/18)

Team Highs:

Goals: 9 - BC at PC (12/5), UML vs. Maine (1/4)

Shots on Goal: 59 (Boston College vs. Maine, 2/20)

Consecutive Wins: 5 - Boston College (11/27 - 12/11)

Unbeaten streak: 7 - Boston College (1/10 - 2/5)

THE LAST TIME:

A player had four goals:

Angus Crookshank (2/6/21 vs. UML)

In league play: Angus Crookshank (2/6/21 vs. UML)

A rookie had a hat trick:

Logan Hutsko, BC (2/12/18 vs. Harvard)

In league play: Colin White, BC (1/8/16 vs. Providence)

A defenseman had a hat trick:

Chase Blackmun, UML (1/4/21 vs. Maine)

In league play: Chase Blackmun, UML (1/4/21 vs. Maine)

A goaltender recorded 50 saves:

Victor Ostman, Maine 56 (2/20/21 at Boston College)

In league play: Victor Ostman, Maine 56 (2/20/21 at Boston College)

A team won 10 games in a row:

Boston College, 10 (11/2/19 to 1/4/20)

In league play: Boston College, 12 (12/6/13 to 2/22/14)

A team was unbeaten in 10 straight games:

Boston College, 10-0-0 (11/2/19 to 1/4/20)

In league play: Boston College, 13 games (9-0-4, 1/8/16 to 2/26/16)
Northeastern, 11 games (10-0-1, 1/15/16 to 2/26/16)

A team recorded 50 shots on goal:

UConn, 52 (2/26/20 vs. Maine)

In league play: UConn, 52 (2/26/20 vs. Maine)



**Boston College**17-6-1
(16-4-1 HE)**NOVEMBER**27 MASSACHUSETTS W, 4-3
28 at Massachusetts W, 6-3**DECEMBER**4 PROVIDENCE W, 5-3
5 at Providence W, 9-0
11 UCONN W, 4-3 OT
12 at UConn L, 1-3**JANUARY**8 NEW HAMPSHIRE L, 3-4 OT
9 at New Hampshire W, 3-2 OT
16 MERRIMACK W, 2-1
17 at Merrimack W, 5-3
22 UCONN T, 3-3 OT
23 at UConn W, 4-2**FEBRUARY**2 at Northeastern W, 6-2
5 BOSTON UNIVERSITY W, 4-3 OT
6 at Boston University L, 1-3
12 UMASS LOWELL W, 7-1
13 at UMass Lowell W, 4-3
19 MAINE W, 4-2
20 MAINE W, 3-0
26 MASSACHUSETTS L, 2-3 OT**MARCH**5 NORTHEASTERN W, 4-2
14 NEW HAMPSHIRE (QF) W, 3-2
17 UMASS LOWELL (SF) L, 5-6 (2OT)
28 vs. St. Cloud (NCAA) L, 1-4**Boston University**10-5-1
(10-3-1 HE)**JANUARY**8 PROVIDENCE L, 3-7
9 at Providence W, 6-4
17 at Massachusetts W, 4-2
18 MASSACHUSETTS W, 4-3 OT
22 MAINE W, 3-2 OT
23 MAINE W, 5-1**FEBRUARY**2 at Boston College L, 3-4 OT
5 BOSTON COLLEGE W, 3-1
12 at Vermont W, 1-0
13 at Vermont W, 5-1
20 at UConn W, 3-2 OT
26 MERRIMACK L, 2-5
27 at Merrimack W, 4-2**MARCH**6 at UMass Lowell T, 3-3 OT
14 UMASS LOWELL (QF) L, 1-2
27 vs. St. Cloud State (NCAA) L, 2-6**UConn**10-11-2
(10-10-2 HE)**NOVEMBER**20 at Massachusetts L, 1-5
21 MASSACHUSETTS T, 2-2**DECEMBER**11 at Boston College L, 3-4 OT
12 BOSTON COLLEGE W, 3-1
21 UMASS LOWELL L, 1-2
23 at Massachusetts L, 2-6
28 PROVIDENCE W, 2-0**JANUARY**1 at New Hampshire W, 2-1
2 NEW HAMPSHIRE L, 1-2 OT
15 NEW HAMPSHIRE W, 6-5 OT
16 at New Hampshire W, 8-3
22 at Boston College T, 3-3 OT
23 BOSTON COLLEGE L, 2-4
29 at Merrimack W, 6-1
30 MERRIMACK W, 6-2**FEBRUARY**5 at Northeastern W, 4-1
9 at UMass Lowell L, 2-3 OT
12 at Providence L, 0-4
20 BOSTON UNIVERSITY L, 2-3 OT
26 MAINE L, 4-6
27 MAINE W, 4-2**MARCH**5 PROVIDENCE W, 5-3
14 PROVIDENCE (QF) L, 1-6**Maine**3-11-2
(3-10-2 HE)**DECEMBER**11 at New Hampshire T, 1-1 OT
12 at New Hampshire L, 2-6**JANUARY**3 at UMass Lowell L, 3-5
4 at UMass Lowell L, 5-9
8 at Vermont L, 4-5
9 at Vermont W, 4-3
15 at Providence W, 4-3
16 at Providence L, 2-3
22 at Boston University L, 2-3 OT
23 at Boston University L, 1-5**FEBRUARY**19 at Boston College L, 2-4
20 at Boston College L, 0-3
26 at UConn W, 6-4
27 at UConn L, 2-4**MARCH**5 at Massachusetts T, 3-3 OT
10 NEW HAMPSHIRE (OR) L, 2-7



Massachusetts
18-5-4
(13-5-4 HE)

NOVEMBER

20	UCONN	W, 5-1
21	at UConn	T, 2-2 OT
27	at Boston College	L, 3-4
28	BOSTON COLLEGE	L, 3-6

DECEMBER

5	MERRIMACK	W, 3-1
6	at Merrimack	L, 2-3
19	VERMONT	W, 4-0
20	VERMONT	W, 4-1
23	UCONN	W, 6-2
30	at New Hampshire	W, 4-0

JANUARY

1	at Northeastern	W, 4-3
2	NORTHEASTERN	W, 5-3
6	NEW HAMPSHIRE	W, 4-0
17	BOSTON UNIVERSITY	L, 2-4
18	at Boston University	L, 3-4 OT
22	PROVIDENCE	T, 0-0 OT
23	at Providence	T, 1-1 OT
29	UMASS LOWELL	W, 5-0
30	at UMass Lowell	W, 2-1

FEBRUARY

23	at Providence	W, 8-1
26	at Boston College	W, 3-2 OT

MARCH

5	MAINE	T, 3-3 OT
14	NORTHEASTERN (QF)	W, 4-1
17	PROVIDENCE (SF)	W, 5-2
20	UMASS LOWELL (C)	W, 1-0
26	vs. Lake Superior (NCAA)	W, 5-1
27	vs. Bemidji (NCAA)	W, 4-0

APRIL

8	vs. Minnesota Duluth (FF)	9PM
10	National Championship (FF)	7PM



UMass Lowell
10-9-1
(7-8-1 HE)

DECEMBER

13	PROVIDENCE	L, 2-4
21	at UConn	W, 2-1

JANUARY

3	MAINE	W, 5-3
4	MAINE	W, 9-5
29	at Massachusetts	L, 0-5
30	MASSACHUSETTS	L, 1-2

FEBRUARY

5	NEW HAMPSHIRE	L, 1-2
6	at New Hampshire	L, 6-7 OT
9	UCONN	W, 3-2 OT
12	at Boston College	L, 1-7
13	BOSTON COLLEGE	L, 3-4
19	at Northeastern	W, 4-1
20	NORTHEASTERN	L, 0-4
26	at Vermont	W, 3-1
27	at Vermont	W, 3-2

MARCH

6	BOSTON UNIVERSITY	T, 3-3 OT
10	VERMONT (OR)	W, 5-3
14	at Boston University (QF)	W, 2-1
17	at Boston College (SF)	W, 6-5 (2OT)
20	at Massachusetts (C)	L, 0-1



Merrimack
5-11-2
(5-11-2 HE)

DECEMBER

5	at Massachusetts	L, 1-3
6	MASSACHUSETTS	W, 3-2
12	at Northeastern	L, 2-8
13	NORTHEASTERN	L, 3-6

JANUARY

9	at Northeastern	L, 2-3 OT
10	NORTHEASTERN	L, 2-3
16	at Boston College	L, 1-2
17	BOSTON COLLEGE	L, 3-5
22	at New Hampshire	W, 5-2
23	NEW HAMPSHIRE	T, 2-2 OT
29	UCONN	L, 1-6
30	at UConn	L, 2-6

FEBRUARY

6	PROVIDENCE	L, 1-5
7	at Providence	W, 3-2
19	at New Hampshire	T, 3-3 OT
20	NEW HAMPSHIRE	W, 6-2
26	at Boston University	W, 5-2
27	BOSTON UNIVERSITY	L, 2-4



New Hampshire
6-14-3
(5-13-3 HE)

DECEMBER

11	MAINE	T, 1-1 OT
12	MAINE	W, 6-2
30	MASSACHUSETTS	L, 0-4

JANUARY

1	UCONN	L, 1-2
2	at UConn	W, 2-1 OT
6	at Massachusetts	L, 0-4
8	at Boston College	W, 4-3 OT
10	BOSTON COLLEGE	L, 2-3 OT
13	at Northeastern	L, 0-7
15	at UConn	L, 5-6 OT
16	UCONN	L, 3-8
22	MERRIMACK	L, 2-5
23	at Merrimack	T, 2-2 OT
29	PROVIDENCE	L, 1-5
31	at Providence	L, 2-3

FEBRUARY

5	at UMass Lowell	W, 2-1
6	UMASS LOWELL	W, 7-6 OT
12	NORTHEASTERN	L, 2-6
13	at Northeastern	L, 4-5
19	MERRIMACK	T, 3-3 OT
20	at Merrimack	L, 2-6

MARCH

10	at Maine (OR)	W, 7-2
14	at Boston College (QF)	L, 2-3



Northeastern
9-9-3
(9-8-3 HE)

DECEMBER

12	MERRIMACK	W, 8-2
13	at Merrimack	W, 6-3
19	PROVIDENCE	T, 3-3 OT
20	at Providence	L, 0-5
26	at Vermont	W, 4-1
27	at Vermont	T, 2-2 OT

JANUARY

1	MASSACHUSETTS	L, 3-4
2	at Massachusetts	L, 5-3
9	MERRIMACK	W, 3-2 OT
10	at Merrimack	W, 3-2
13	NEW HAMPSHIRE	W, 7-0

FEBRUARY

2	BOSTON COLLEGE	L, 2-6
5	UConn	L, 1-4
12	at New Hampshire	W, 6-2
13	NEW HAMPSHIRE	W, 5-4
19	UMASS LOWELL	L, 1-4
20	at UMass Lowell	W, 4-0
27	PROVIDENCE	L, 2-4
28	at Providence	T, 3-3 OT

MARCH

5	at Boston College	L, 2-4
14	at Massachusetts (QF)	L, 1-4



Providence
11-8-5
(10-8-5 HE)

DECEMBER

4	at Boston College	L, 1-3
5	BOSTON COLLEGE	L, 0-9
13	at UMass Lowell	W, 4-2
19	at Northeastern	T, 3-3 OT
20	NORTHEASTERN	W, 5-0
28	at UConn	L, 0-2

JANUARY

1	VERMONT	T, 0-0 OT
2	VERMONT	W, 3-1
8	at Boston University	W, 7-3
9	BOSTON UNIVERSITY	L, 4-6
15	MAINE	L, 3-4
16	MAINE	W, 3-2
22	MASSACHUSETTS	T, 0-0 OT
23	at Massachusetts	T, 1-1 OT
29	at New Hampshire	W, 5-1
31	NEW HAMPSHIRE	W, 3-2

FEBRUARY

6	at Merrimack	W, 5-1
7	MERRIMACK	L, 2-3
12	UConn	W, 4-0
23	MASSACHUSETTS	L, 1-8
27	at Northeastern	W, 4-2
28	NORTHEASTERN	T, 3-3 OT

MARCH

5	at UConn	L, 3-5
14	at UConn (QF)	W, 6-1



Vermont
1-10-2
(1-9-2 HE)

DECEMBER

19	at Massachusetts	L, 0-4
20	at Massachusetts	L, 1-4
26	NORTHEASTERN	L, 1-4
27	NORTHEASTERN	T, 2-2 OT

JANUARY

1	at Providence	T, 0-0 OT
2	at Providence	L, 1-3
8	MAINE	W, 5-4
9	MAINE	L, 3-4

FEBRUARY

12	BOSTON UNIVERSITY	L, 0-1
13	BOSTON UNIVERSITY	L, 1-5
26	UMASS LOWELL	L, 1-3
27	UMASS LOWELL	L, 2-3

MARCH

10	at UMass Lowell (OR)	L, 3-5
----	----------------------	--------

Hockey East Conference Scoring Leaders

Scoring

					GP	G-A-P	PPG	PIM	PP	SH	GW	HT	+/-	NHL
1	Jonny Evans	UC	JR	F	22	14-14-28	1.27	6/12	2	1	2	1	+10	
2	Matt Boldy	BC	SO	F	19	10-14-24	1.26	2/4	2	3	2	0	+11	MIN
	Zach Solow	NU	SR	F	20	11-13-24	1.20	11/30	2	1	2	0	+1	
	Bobby Trivigno	UM	JR	F	22	8-16-24	1.09	4/8	1	1	2	0	+11	
5	Marc McLaughlin	BC	JR	F	21	9-14-23	1.10	3/6	1	3	5	0	+17	
	Jackson Pierson	UNH	JR	F	21	8-15-23	1.10	2/4	3	0	1	0	E	
7	Tyce Thompson	PC	JR	F	23	10-12-22	0.96	8/16	3	1	1	0	-3	NJD
8	Jáchym Kondelík	UC	JR	F	22	3-18-21	0.95	3/6	3	0	1	1	+2	NSH
9	Aidan McDonough	NU	SO	F	20	10-10-20	1.00	2/4	6	0	2	1	-2	VAN
	Oliver Chau	UM	SR	F	22	4-16-20	0.91	1/2	2	1	1	0	+3	
11	Jordan Harris	NU	JR	D	18	6-13-19	1.06	4/8	4	0	0	0	-3	MTL
	Jack McBain	BC	JR	F	21	6-13-19	0.90	6/12	0	0	1	0	+17	MIN
	Carson Gicewicz	UM	SR	F	22	13-6-19	0.86	12/35	5	0	1	0	+2	
14	Nikita Nesterenko	BC	FR	F	21	7-11-18	0.86	9/18	0	1	0	0	+14	MIN
15	Angus Crookshank	UNH	JR	F	18	9-8-17	0.94	1/2	3	0	1	1	+1	OTT
	Kalle Eriksson	UNH	SO	D	21	5-12-17	0.81	0/0	4	0	1	0	-13	
	Matthew Kessel	UM	SO	D	22	9-8-17	0.77	7/14	5	0	1	0	+6	STL
	Josh Lopina	UM	FR	F	22	7-10-17	0.77	6/12	4	0	1	0	+12	
	Zac Jones	UM	SO	D	22	6-11-17	0.77	3/6	2	1	0	0	+8	NYR
	Parker Ford	PC	SO	F	23	5-12-17	0.74	7/14	2	0	0	0	+1	
21	David Farrance	BU	SR	D	9	5-11-16	1.78	1/2	2	0	2	0	+3	NSH
	Jay O'Brien	BU	SO	F	14	8-8-16	1.14	4/8	3	0	1	1	+7	PHI
23	Gunnarwolfe Fontaine	NU	FR	F	20	6-9-15	0.75	5/29	3	0	0	0	-5	NSH
	Grant Jozefek	NU	SR	F	20	3-12-15	0.75	8/16	2	0	0	0	+3	
	Mike Hardman	BC	SO	F	21	8-7-15	0.71	7/14	1	0	1	0	+3	
	Patrick Grasso	UNH	SR	F	21	7-8-15	0.71	1/2	5	0	1	0	-7	
	Garrett Wait	UM	JR	F	22	7-8-15	0.68	4/8	1	0	1	0	+11	

Defenseman Scoring

					GP	G-A-P	PPG	PIM	PP	SH	GW	HT	+/-	NHL
1	Jordan Harris	NU	JR	D	18	6-13-19	1.06	4/8	4	0	0	0	-3	MTL
2	Kalle Eriksson	UNH	SO	D	21	5-12-17	0.81	0/0	4	0	1	0	-13	
	Matthew Kessel	UM	SO	D	22	9-8-17	0.77	7/14	5	0	1	0	+6	STL
	Zac Jones	UM	SO	D	22	6-11-17	0.77	3/6	2	1	0	0	+8	NYR
5	David Farrance	BU	SR	D	9	5-11-16	1.78	1/2	2	0	2	0	+3	NSH
6	Drew Helleson	BC	SO	D	19	4-10-14	0.74	4/8	1	0	1	0	+21	COL
7	Eamon Powell	BC	FR	D	21	2-11-13	0.62	3/6	1	0	0	0	+15	TBL
	Michael Callahan	PC	JR	D	23	3-10-13	0.57	5/10	1	0	1	0	-1	ARI
9	Jayden Struble	NU	SO	D	17	2-9-11	0.65	11/33	0	0	0	0	E	MTL
	John Spetz	UC	FR	D	21	3-8-11	0.52	4/8	1	0	0	0	+4	
11	Declan Carlile	MC	SO	D	14	2-8-10	0.71	5/10	1	0	0	0	E	
	Marc Del Gaizo	UM	JR	D	20	2-8-10	0.50	2/4	0	0	1	0	+15	NSH
	Aaron Bohlinger	UM	FR	D	22	0-10-10	0.45	2/4	0	0	0	0	E	
14	Chase Blackmun	UML	JR	D	15	6-3-9	0.60	3/6	2	0	0	1	E	
	Zach Vinnell	MC	SO	D	16	3-6-9	0.56	3/6	2	0	0	0	E	
	Patrick Holway	MC	SR	D	18	3-6-9	0.50	11/22	0	0	2	0	-3	DET
	Marshall Warren	BC	SO	D	20	2-7-9	0.45	7/25	0	0	1	0	+16	MIN
	Carter Berger	UC	SO	D	20	1-8-9	0.45	3/6	0	0	0	0	+3	FLA
	Ben Mirageas	PC	SR	D	23	1-8-9	0.39	8/16	1	0	0	0	+7	NYI

Freshman Scoring

					GP	G-A-P	PPG	PIM	PP	SH	GW	HT	+/-	NHL
1	Nikita Nesterenko	BC	FR	F	21	7-11-18	0.86	9/18	0	1	0	0	+14	MIN
2	Josh Lopina	UM	FR	F	22	7-10-17	0.77	6/12	4	0	1	0	+12	
3	Gunnarwolfe Fontaine	NU	FR	F	20	6-9-15	0.75	5/29	3	0	0	0	-5	NSH
4	Dylan Jackson	NU	FR	F	20	5-9-14	0.70	4/8	0	0	2	0	+2	
	Colby Ambrosio	BC	FR	F	21	7-7-14	0.67	3/6	1	1	0	0	+10	COL
	Hudson Schandor	UC	FR	F	21	6-8-14	0.67	5/10	2	0	2	0	+4	
7	Eamon Powell	BC	FR	D	21	2-11-13	0.62	3/6	1	0	0	0	+15	TBL
8	Ty Jackson	NU	FR	F	20	7-5-12	0.60	7/14	2	0	1	0	+4	
9	John Spetz	UC	FR	D	21	3-8-11	0.52	4/8	1	0	0	0	+4	
	Nick Poisson	PC	FR	F	22	4-7-11	0.50	5/21	0	0	1	0	-1	
11	Alex Jefferies	MC	FR	F	12	4-6-10	0.83	1/2	2	0	0	0	-4	NYI
	Luke Tuch	BU	FR	F	14	6-4-10	0.71	5/10	0	0	2	0	+2	MTL
	Lynden Breen	ME	FR	F	15	2-8-10	0.67	2/4	0	0	0	0	-8	
	Trevor Kuntar	BC	FR	F	20	6-4-10	0.50	9/29	1	0	1	0	+5	BOS
	Aaron Bohlinger	UM	FR	D	22	0-10-10	0.45	2/4	0	0	0	0	E	

Hockey East Conference Scoring Leaders

Goal Scoring				GP	G	GPG	Assist Scoring				GP	A	APG		
1	Jonny Evans	UC	JR	F	22	14	0.64	1	Jáchym Kondelík	UC	JR	F	22	18	0.82
2	Carson Gicewicz	UM	SR	F	22	13	0.59	2	Oliver Chau	UM	SR	F	22	16	0.73
3	Zach Solow	NU	SR	F	20	11	0.55		Bobby Trivigno	UM	JR	F	22	16	0.73
4	Matt Boldy	BC	SO	F	19	10	0.53	4	Jackson Pierson	UNH	JR	F	21	15	0.71
	Aidan McDonough	NU	SO	F	20	10	0.50	5	Matt Boldy	BC	SO	F	19	14	0.74
	Tyce Thompson	PC	JR	F	23	10	0.43		Marc McLaughlin	BC	JR	F	21	14	0.67
7	Angus Crookshank	UNH	JR	F	18	9	0.50		Jonny Evans	UC	JR	F	22	14	0.64
	Marc McLaughlin	BC	JR	F	21	9	0.43	8	Jordan Harris	NU	JR	D	18	13	0.72
	Carter Turnbull	UC	JR	F	22	9	0.41		Zach Solow	NU	SR	F	20	13	0.65
	Matthew Kessel	UM	SO	D	22	9	0.41		Jack McBain	BC	JR	F	21	13	0.62
11	Jay O'Brien	BU	SO	F	14	8	0.57	11	Grant Jozefek	NU	SR	F	20	12	0.60
	Mike Hardman	BC	SO	F	21	8	0.38		Kalle Eriksson	UNH	SO	D	21	12	0.57
	Jackson Pierson	UNH	JR	F	21	8	0.38		Tyce Thompson	PC	JR	F	23	12	0.52
	Bobby Trivigno	UM	JR	F	22	8	0.36		Parker Ford	PC	SO	F	23	12	0.52

Power Play Goals							Power Play Points								
				GP	G	GPG					GP	G-A-P	PPG		
1	Aidan McDonough	NU	SO	F	20	6	0.30	1	Zach Solow	NU	SR	F	20	2-11-13	0.65
2	Patrick Grasso	UNH	SR	F	21	5	0.24		Kalle Eriksson	UNH	SO	D	21	4-9-13	0.62
	Matthew Kessel	UM	SO	D	22	5	0.23	3	Jackson Pierson	UNH	JR	F	21	3-9-12	0.57
	Carson Gicewicz	UM	SR	F	22	5	0.23	4	Jordan Harris	NU	JR	D	18	4-7-11	0.61
5	Alex Newhook	BC	SO	F	9	4	0.44		Patrick Grasso	UNH	SR	F	21	5-6-11	0.52
	Jordan Harris	NU	JR	D	18	4	0.22	6	Aidan McDonough	NU	SO	F	20	6-4-10	0.50
	Kalle Eriksson	UNH	SO	D	21	4	0.19		Grant Jozefek	NU	SR	F	20	2-8-10	0.50
	Carter Turnbull	UC	JR	F	22	4	0.18		Jonny Evans	UC	JR	F	22	2-8-10	0.45
	Josh Lopina	UM	FR	F	22	4	0.18	9	Oliver Chau	UM	SR	F	22	2-7-9	0.41
10	9 Players Tied With					3		10	3 Players Tied With				8 Points		

Shorthanded Goals								Game-Winning Goals							
				GP	G	GPG					GP	G	GPG		
1	Matt Boldy	BC	SO	F	19	3	0.16	1	Marc McLaughlin	BC	JR	F	21	5	0.24
	Marc McLaughlin	BC	JR	F	21	3	0.14	2	14 Players Tied With					2	
3	Logan Cockerill	BU	SR	F	10	2	0.20								
	Eduards Tralmaks	ME	SR	F	11	2	0.18								
	Filip Engarås	UNH	JR	F	20	2	0.10								
6	14 Players Tied With					1									

Plus-Minus							Hat Tricks						
				GP	+/-						GP	HT	
1	Drew Helleson	BC	SO	D	19	+21	1	Jay O'Brien	BU	SO	F	14	1
2	Jack McBain	BC	JR	F	21	+17		Chase Blackmun	UML	JR	D	15	1
	Marc McLaughlin	BC	JR	F	21	+17		Angus Crookshank	UNH	JR	F	18	1
4	Marshall Warren	BC	SO	D	20	+16		Aidan McDonough	NU	SO	F	20	1
5	Marc Del Gaizo	UM	JR	D	20	+15		Jonny Evans	UC	JR	F	22	1
	Eamon Powell	BC	FR	D	21	+15		Carter Turnbull	UC	JR	F	22	1
7	Nikita Nesterenko	BC	FR	F	21	+14		Jáchym Kondelík	UC	JR	F	22	1
8	Michael Karow	BC	SR	D	21	+13							
	Colin Felix	UM	JR	D	22	+13							
10	Patrick Giles	BC	JR	F	21	+12							
	Josh Lopina	UM	FR	F	22	+12							

Blocked Shots							Face-Off Percentage								
				GP	BLK	BLK/G					FW	FL	FO %		
1	John Spetz	UC	FR	D	21	51	2.43	1	Reid Stefanson	UML	JR	F	74	44	.627
2	Declan Carlile	MC	SO	D	14	44	3.14	2	Max Newton	MC	SR	F	107	73	.594
3	Cam McDonald	PC	SO	D	22	38	1.73	3	Artem Shlaine	UC	FR	F	147	101	.593
4	Michael Karow	BC	SR	D	21	36	1.71	4	Nick Poisson	PC	FR	F	47	33	.588
5	Michael Callahan	PC	JR	D	23	34	1.48	5	Carson Gicewicz	UM	SR	F	53	38	.582
6	Dominic Dockery	MC	SR	D	18	33	1.83	6	Parker Ford	PC	SO	F	270	202	.572
7	Jordan Harris	NU	JR	D	18	31	1.72	7	Jason O'Neill	PC	SR	F	223	169	.569
	Adam Karashik	UC	SR	D	22	31	1.41	8	Philip Lagunov	UM	SR	F	108	82	.568
9	Drew Helleson	BC	SO	D	19	30	1.58	9	Matt Boldy	BC	SO	F	82	63	.566
10	Ryan Verrier	UNH	JR	D	21	29	1.38	10	Lucas Condotta	UML	JR	F	161	127	.559
	Zac Jones	UM	SO	D	22	29	1.32								

Hockey East Conference Goaltending Leaders

Goals Against Average

			GP	Minutes	GA	GAA	Record	SO	Saves	Save %	NHL	
1	Filip Lindberg	UM	JR	9	558:43	15	1.61	4-1-4	2	223	.937	MIN
2	Spencer Knight	BC	SO	18	1087:35	36	1.99	15-2-1	3	534	.937	FLA
3	Matt Murray	UM	SR	13	776:27	26	2.01	9-4-0	3	272	.913	
4	Jaxson Stauber	PC	SO	21	1274:46	47	2.21	10-6-5	4	505	.915	
5	Connor Murphy	NU	SO	20	1195:41	53	2.66	9-8-3	2	551	.912	
6	Tomáš Vomáčka	UC	JR	22	1333:43	60	2.70	10-10-2	1	622	.912	NSH
7	Drew Comness	BU	FR	9	522:50	24	2.75	6-1-1	0	287	.923	CHI
8	Henry Welsch	UML	FR	9	476:24	22	2.77	4-4-0	0	187	.895	
9	Zachary Borgiel	MC	FR	15	792:23	41	3.10	4-8-2	0	310	.883	
10	Tyler Harmon	UVM	SR	10	497:52	28	3.37	1-5-2	1	267	.905	
11	Owen Savory	UML	JR	7	387:50	22	3.40	3-3-1	0	117	.842	
12	Mike Robinson	UNH	SR	19	1108:35	64	3.46	4-11-3	0	458	.877	SJS
13	Victor Ostman	ME	FR	10	546:10	32	3.52	3-5-1	0	319	.909	
14	Matthew Thiessen	ME	SO	8	354:52	25	4.23	0-5-1	0	180	.878	VAN

Save Percentage

			GP	Minutes	GA	GAA	Record	SO	Saves	Save %	NHL	
1	Filip Lindberg	UM	JR	9	558:43	15	1.61	4-1-4	2	223	.937	MIN
2	Spencer Knight	BC	SO	18	1087:35	36	1.99	15-2-1	3	534	.937	FLA
3	Drew Comness	BU	FR	9	522:50	24	2.75	6-1-1	0	287	.923	CHI
4	Jaxson Stauber	PC	SO	21	1274:46	47	2.21	10-6-5	4	505	.915	
5	Matt Murray	UM	SR	13	776:27	26	2.01	9-4-0	3	272	.913	
6	Connor Murphy	NU	SO	20	1195:41	53	2.66	9-8-3	2	551	.912	
7	Tomáš Vomáčka	UC	JR	22	1333:43	60	2.70	10-10-2	1	622	.912	NSH
8	Victor Ostman	ME	FR	10	546:10	32	3.52	3-5-1	0	319	.909	
9	Tyler Harmon	UVM	SR	10	497:52	28	3.37	1-5-2	1	267	.905	
10	Henry Welsch	UML	FR	9	476:24	22	2.77	4-4-0	0	187	.895	
11	Zachary Borgiel	MC	FR	15	792:23	41	3.10	4-8-2	0	310	.883	
12	Matthew Thiessen	ME	SO	8	354:52	25	4.23	0-5-1	0	180	.878	VAN
13	Mike Robinson	UNH	SR	19	1108:35	64	3.46	4-11-3	0	458	.877	SJS
14	Owen Savory	UML	JR	7	387:50	22	3.40	3-3-1	0	117	.842	

Saves

			GP	SVS/G	Saves
1	Tomáš Vomačka	UC	JR	22	28.3
2	Connor Murphy	NU	SO	20	27.6
3	Spencer Knight	BC	SO	18	29.7
4	Jaxson Stauber	PC	SO	21	24.0
5	Mike Robinson	UNH	SR	19	24.1
6	Victor Ostman	ME	FR	10	31.9
7	Zachary Borgiel	MC	FR	15	20.7
8	Drew Comness	BU	FR	9	31.9
9	Matt Murray	UM	SR	13	20.9
10	Tyler Harmon	UVM	SR	10	26.7
11	Filip Lindberg	UM	JR	9	24.8
12	Henry Welsch	UML	FR	9	20.8
13	Matthew Thiessen	ME	SO	8	22.5
14	Gabe Carriere	UVM	FR	5	24.2
15	Owen Savory	UML	JR	7	16.7
16	Vinny Duplessis	BU	FR	5	21.4
17	Henry Wilder	BC	FR	3	33.3
18	Troy Kobryn	MC	SO	3	24.3
19	Ty Taylor	UNH	JR	5	13.8
20	Jere Huhtamaa	MC	SO	3	22.3

Shutouts

			GP	Shutouts
1	Jaxson Stauber	PC	SO	21
2	Matt Murray	UM	SR	13
	Spencer Knight	BC	SO	18
4	Filip Lindberg	UM	JR	9
	Connor Murphy	NU	SO	20
6	Vinny Duplessis	BU	FR	5
	Tyler Harmon	UVM	SR	10
	Tomáš Vomačka	UC	JR	22

Hockey East Conference Team Stats

TEAM OFFENSE



Team	Games	Goals	G/GM
1 Boston College	21	82	3.90
2 Boston University	14	49	3.50
3 Massachusetts	22	76	3.45
4 Northeastern	20	68	3.40
5 UConn	22	69	3.14
6 UMass Lowell	16	46	2.88
7 Providence	23	63	2.74
8 Maine	15	41	2.73
9 Merrimack	18	47	2.61
10 New Hampshire	21	51	2.43
11 Vermont	12	17	1.42

TEAM DEFENSE

Team	Games	Goals	G/GM
1 Massachusetts	22	42	1.91
2 Boston College	21	46	2.19
3 Boston University	14	37	2.64
4 Providence	23	61	2.65
5 UConn	22	63	2.86
6 Northeastern	20	60	3.00
7 Vermont	12	37	3.08
8 UMass Lowell	16	53	3.31
9 Merrimack	18	66	3.67
10 New Hampshire	21	83	3.95
11 Maine	15	61	4.07



POWER PLAY



Team	Totals	SHA	PP %
1 Northeastern	25/92	1	27.2
2 Maine	15/63	3	23.8
3 Massachusetts	22/94	2	23.4
4 Merrimack	14/66	2	21.2
5 UMass Lowell	11/54	2	20.4
6 Providence	16/84	5	19.0
7 UConn	18/98	2	18.4
8 New Hampshire	17/98	3	17.3
9 Boston College	12/76	3	15.8
10 Boston University	9/59	1	15.3
11 Vermont	5/42	2	11.9

PENALTY KILL



Team	Totals	SHF	PK %
1 Massachusetts	82/90	3	91.1
2 Boston College	72/84	8	85.7
3 Northeastern	63/75	1	84.0
4 Providence	73/87	1	83.9
5 Boston University	49/59	2	83.1
6 Maine	60/74	3	81.1
7 Merrimack	58/74	1	78.4
8 UConn	72/93	3	77.4
9 UMass Lowell	45/60	2	75.0
10 Vermont	34/46	0	73.9
11 New Hampshire	54/84	2	64.3

PENALTY MINUTES



Team	Games	PIM	PIM/G
1 Maine	15	229	15.3
2 Northeastern	20	241	12.1
3 New Hampshire	21	233	11.1
4 Boston College	21	224	10.7
5 Boston University	14	149	10.6
6 UConn	22	230	10.5
7 Merrimack	18	185	10.3
8 UMass Lowell	16	164	10.2
9 Providence	23	224	9.7
10 Vermont	12	115	9.6
11 Massachusetts	22	210	9.5

SHOTS ON GOAL



Team	Games	SOG	SOG/G
1 UConn	22	778	35.4
2 Providence	23	784	34.1
3 Boston College	21	706	33.6
4 Massachusetts	22	712	32.4
5 UMass Lowell	16	484	30.2
6 Merrimack	18	513	28.5
7 New Hampshire	21	597	28.4
8 Northeastern	20	552	27.6
9 Boston University	14	369	26.4
10 Maine	15	373	24.9
11 Vermont	12	250	20.8

SCORING BY PERIOD



Team	1st	2nd	3rd	OT	Total
1 Boston College	19	32	28	3	82
2 Massachusetts	23	30	22	1	76
3 UConn	20	20	28	1	69
4 Northeastern	21	25	21	1	68
5 Providence	14	16	33	0	63
6 New Hampshire	17	10	21	3	51
7 Boston University	20	13	13	3	49
8 Merrimack	20	13	14	0	47
9 UMass Lowell	17	10	18	1	46
10 Maine	14	11	16	0	41
11 Vermont	6	3	8	0	17

GOALS ALLOWED BY PERIOD



Team	1st	2nd	3rd	OT	Total
1 Boston University	19	9	8	1	37
Vermont	16	8	13	0	37
3 Massachusetts	9	13	19	1	42
4 Boston College	11	17	16	2	46
5 UMass Lowell	16	20	16	1	53
6 Northeastern	18	18	24	0	60
7 Maine	21	13	26	1	61
Providence	22	21	18	0	61
9 UConn	22	15	22	4	63
10 Merrimack	15	22	28	1	66
11 New Hampshire	22	27	32	2	83

SPECIAL TEAMS NET



Team	PPF	SHA	PP NET	PPA	SHF	SH NET	ST NET
1 Massachusetts	22	2	+20	8	3	-5	+15
2 Northeastern	25	1	+24	12	1	-11	+13
3 Boston College	12	3	+9	12	8	-4	+5
4 Maine	15	3	+12	14	3	-11	+1
5 Boston University	9	1	+8	10	2	-8	0
6 UConn	18	2	+16	21	3	-18	-2
Providence	16	5	+11	14	1	-13	-2
8 Merrimack	14	2	+12	16	1	-15	-3
9 UMass Lowell	11	2	+9	15	2	-13	-4
10 Vermont	5	2	+3	12	0	-12	-9
11 New Hampshire	17	3	+14	30	2	-28	-14



Hockey East Overall Scoring Leaders

Scoring

					GP	G-A-P	PPG	PIM	PP	SH	GW	HT	+/-	NHL
1	Matt Boldy	BC	SO	F	22	11-20-31	1.41	2/4	2	3	2	0	+15	MIN
	Bobby Trivigno	UM	JR	F	27	10-21-31	1.15	6/12	1	1	3	0	+19	
3	Jonny Evans	UC	JR	F	23	14-15-29	1.26	6/12	2	1	2	1	+8	
4	Jackson Pierson	UNH	JR	F	23	9-16-25	1.09	2/4	3	0	2	0	E	
	Tyce Thompson	PC	JR	F	25	11-14-25	1.00	8/16	3	1	1	0	-2	NJD
	Oliver Chau	UM	SR	F	27	5-20-25	0.93	2/4	2	1	1	0	+9	
7	Zach Solow	NU	SR	F	21	11-13-24	1.14	11/30	2	1	2	0	+1	
	Marc McLaughlin	BC	JR	F	24	10-14-24	1.00	3/6	2	3	5	0	+16	
	Carson Gicewicz	UM	SR	F	27	17-7-24	0.89	13/37	5	1	2	1	+8	
10	Zac Jones	UM	SO	D	27	8-15-23	0.85	4/8	2	1	1	0	+16	NYR
11	Jáchym Kondelík	UC	JR	F	23	4-18-22	0.96	3/6	3	0	1	1	E	NSH
12	Matthew Kessel	UM	SO	D	27	9-12-21	0.78	7/14	5	0	1	0	+14	STL
	Josh Lopina	UM	FR	F	27	9-12-21	0.78	6/12	4	0	2	0	+20	
14	Aidan McDonough	NU	SO	F	21	10-10-20	0.95	2/4	6	0	2	1	-3	VAN
15	Jordan Harris	NU	JR	D	19	6-13-19	1.00	4/8	4	0	0	0	-5	MTL
	Mike Hardman	BC	SO	F	24	10-9-19	0.79	7/14	1	0	1	0	+5	
	Nikita Nesterenko	BC	FR	F	24	8-11-19	0.79	9/18	0	1	1	0	+12	MIN
	Jack McBain	BC	JR	F	24	6-13-19	0.79	6/12	0	0	1	0	+14	MIN
	Parker Ford	PC	SO	F	25	7-12-19	0.76	7/14	3	0	0	0	+1	
20	Angus Crookshank	UNH	JR	F	20	9-9-18	0.90	2/4	3	0	1	1	+2	OTT
	Kalle Eriksson	UNH	SO	D	23	6-12-18	0.78	1/2	4	0	1	0	-12	
22	David Farrance	BU	SR	D	11	5-11-16	1.45	2/4	2	0	2	0	+1	NSH
	Alex Newhook	BC	SO	F	12	7-9-16	1.33	4/8	4	0	1	0	-1	COL
	Jay O'Brien	BU	SO	F	16	8-8-16	1.00	4/8	3	0	1	1	+5	PHI
	Andre Lee	UML	SO	F	20	7-9-16	0.80	9/18	2	0	2	0	+7	LOS
	Garrett Wait	UM	JR	F	27	8-8-16	0.59	5/10	1	0	1	0	+18	

Defenseman Scoring

					GP	G-A-P	PPG	PIM	PP	SH	GW	HT	+/-	NHL
1	Zac Jones	UM	SO	D	27	8-15-23	0.85	4/8	2	1	1	0	+16	NYR
2	Matthew Kessel	UM	SO	D	27	9-12-21	0.78	7/14	5	0	1	0	+14	STL
3	Jordan Harris	NU	JR	D	19	6-13-19	1.00	4/8	4	0	0	0	-5	MTL
4	Kalle Eriksson	UNH	SO	D	23	6-12-18	0.78	1/2	4	0	1	0	-12	
5	David Farrance	BU	SR	D	11	5-11-16	1.45	2/4	2	0	2	0	+1	NSH
6	Drew Helleson	BC	SO	D	22	4-11-15	0.68	4/8	1	0	1	0	+23	COL
7	Eamon Powell	BC	FR	D	24	2-12-14	0.58	3/6	1	0	0	0	+12	TBL
	Marc Del Gaizo	UM	JR	D	25	3-11-14	0.56	2/4	0	0	1	0	+19	NSH
	Michael Callahan	PC	JR	D	25	3-11-14	0.56	6/12	1	0	1	0	-3	ARI
10	Jayden Struble	NU	SO	D	18	2-10-12	0.67	11/33	0	0	0	0	-2	MTL
	Ben Mirageas	PC	SR	D	25	1-11-12	0.48	10/20	1	0	0	0	+7	NYI
12	Chase Blackmun	UML	JR	D	19	6-5-11	0.58	4/8	2	0	0	1	+3	
	Seth Barton	UML	JR	D	20	2-9-11	0.55	2/4	0	0	0	0	-9	DET
	John Spetz	UC	FR	D	22	3-8-11	0.50	5/10	1	0	0	0	+3	
	Marshall Warren	BC	SO	D	23	3-8-11	0.48	8/27	0	0	1	0	+13	MIN
	Aaron Bohlinger	UM	FR	D	27	0-11-11	0.41	3/6	0	0	0	0	+3	

Freshman Scoring

					GP	G-A-P	PPG	PIM	PP	SH	GW	HT	+/-	NHL
1	Josh Lopina	UM	FR	F	27	9-12-21	0.78	6/12	4	0	2	0	+20	
2	Nikita Nesterenko	BC	FR	F	24	8-11-19	0.79	9/18	0	1	1	0	+12	MIN
3	Gunnarwolfe Fontaine	NU	FR	F	21	6-9-15	0.71	5/29	3	0	0	0	-7	NSH
	Colby Ambrosio	BC	FR	F	24	7-8-15	0.62	3/6	1	1	0	0	+9	COL
5	Dylan Jackson	NU	FR	F	21	5-9-14	0.67	4/8	0	0	2	0	+1	
	Hudson Schandor	UC	FR	F	22	6-8-14	0.64	5/10	2	0	2	0	+2	
	Nick Poisson	PC	FR	F	24	5-9-14	0.58	6/23	0	0	1	0	E	
	Eamon Powell	BC	FR	D	24	2-12-14	0.58	3/6	1	0	0	0	+12	TBL
9	Ty Jackson	NU	FR	F	21	7-5-12	0.57	8/16	2	0	1	0	+3	
10	Luke Tuch	BU	FR	F	16	6-5-11	0.69	6/12	0	0	2	0	E	MTL
	Lynden Breen	ME	FR	F	16	3-8-11	0.69	3/6	0	0	0	0	-10	
	John Spetz	UC	FR	D	22	3-8-11	0.50	5/10	1	0	0	0	+3	
	Aaron Bohlinger	UM	FR	D	27	0-11-11	0.41	3/6	0	0	0	0	+3	
14	Alex Jefferies	MC	FR	F	12	4-6-10	0.83	1/2	2	0	0	0	-4	NYI
	Brett Berard	PC	FR	F	19	5-5-10	0.53	8/16	1	0	0	0	-3	NYR
	Trevor Kuntar	BC	FR	F	23	6-4-10	0.43	11/33	1	0	1	0	+2	BOS

Hockey East Overall Scoring Leaders

Goal Scoring								Assist Scoring							
				GP	G	GPG					GP	A	APG		
1	Carson Gicewicz	UM	SR	F	27	17	0.63	1	Bobby Trivigno	UM	JR	F	27	21	0.78
2	Jonny Evans	UC	JR	F	23	14	0.61	2	Matt Boldy	BC	SO	F	22	20	0.91
3	Zach Solow	NU	SR	F	21	11	0.52		Oliver Chau	UM	SR	F	27	20	0.74
	Matt Boldy	BC	SO	F	22	11	0.50	4	Jáchym Kondelík	UC	JR	F	23	18	0.78
	Tyce Thompson	PC	JR	F	25	11	0.44	5	Jackson Pierson	UNH	JR	F	23	16	0.70
6	Aidan McDonough	NU	SO	F	21	10	0.48	6	Jonny Evans	UC	JR	F	23	15	0.65
	Marc McLaughlin	BC	JR	F	24	10	0.42		Zac Jones	UM	SO	D	27	15	0.56
	Mike Hardman	BC	SO	F	24	10	0.42	8	Marc McLaughlin	BC	JR	F	24	14	0.58
	Bobby Trivigno	UM	JR	F	27	10	0.37		Tyce Thompson	PC	JR	F	25	14	0.56
10	Angus Crookshank	UNH	JR	F	20	9	0.45	10	Jordan Harris	NU	JR	D	19	13	0.68
	Carter Turnbull	UC	JR	F	23	9	0.39		Zach Solow	NU	SR	F	21	13	0.62
	Jackson Pierson	UNH	JR	F	23	9	0.39		Jack McBain	BC	JR	F	24	13	0.54
	Matthew Kessel	UM	SO	D	27	9	0.33								
	Josh Lopina	UM	FR	F	27	9	0.33								

Power Play Goals							Power Play Points								
				GP	G	GPG					GP	G-A-P	PPG		
1	Aidan McDonough	NU	SO	F	21	6	0.29	1	Zach Solow	NU	SR	F	21	2-11-13	0.62
2	Patrick Grasso	UNH	SR	F	23	5	0.22		Kalle Eriksson	UNH	SO	D	23	4-9-13	0.57
	Matthew Kessel	UM	SO	D	27	5	0.19	3	Jackson Pierson	UNH	JR	F	23	3-9-12	0.52
	Carson Gicewicz	UM	SR	F	27	5	0.19	4	Jordan Harris	NU	JR	D	19	4-7-11	0.58
5	Alex Newhook	BC	SO	F	12	4	0.33		Patrick Grasso	UNH	SR	F	23	5-6-11	0.48
	Jordan Harris	NU	JR	D	19	4	0.21	6	Aidan McDonough	NU	SO	F	21	6-4-10	0.48
	Carter Turnbull	UC	JR	F	23	4	0.17		Grant Jozefek	NU	SR	F	21	2-8-10	0.48
	Kalle Eriksson	UNH	SO	D	23	4	0.17		Jonny Evans	UC	JR	F	23	2-8-10	0.43
	Josh Lopina	UM	FR	F	27	4	0.15		Oliver Chau	UM	SR	F	27	2-8-10	0.37
10	10 Players Tied With					3		10	Matt Boldy	BC	SO	F	22	2-7-9	0.41
									Zac Jones	UM	SO	D	27	2-7-9	0.33

Shorthanded Goals								Game-Winning Goals							
				GP	G	GPG					GP	G	GPG		
1	Matt Boldy	BC	SO	F	22	3	0.14	1	Marc McLaughlin	BC	JR	F	24	5	0.21
	Marc McLaughlin	BC	JR	F	24	3	0.12	2	Matt Brown	UML	SO	F	19	3	0.16
3	Logan Cockerill	BU	SR	F	12	2	0.17		Bobby Trivigno	UM	JR	F	27	3	0.11
	Eduards Tralmaks	ME	SR	F	12	2	0.17	4	17 Players Tied With				2		
	Filip Engarås	UNH	JR	F	22	2	0.09								
6	18 Players Tied With					1									

Plus-Minus							Hat Tricks						
				GP	+/-						GP	HT	
1	Drew Helleson	BC	SO	D	22	+23	1	Jay O'Brien	BU	SO	F	16	1
2	Josh Lopina	UM	FR	F	27	+20		Chase Blackmun	UML	JR	D	19	1
3	Marc Del Gaizo	UM	JR	D	25	+19		Angus Crookshank	UNH	JR	F	20	1
	Bobby Trivigno	UM	JR	F	27	+19		Aidan McDonough	NU	SO	F	21	1
5	Garrett Wait	UM	JR	F	27	+18		Jonny Evans	UC	JR	F	23	1
6	Colin Felix	UM	JR	D	27	+17		Carter Turnbull	UC	JR	F	23	1
7	Marc McLaughlin	BC	JR	F	24	+16		Jáchym Kondelík	UC	JR	F	23	1
	Zac Jones	UM	SO	D	27	+16		Carson Gicewicz	UM	SR	F	27	1
9	Matt Boldy	BC	SO	F	22	+15							
10	Jack McBain	BC	JR	F	24	+14							
	Matthew Kessel	UM	SO	D	27	+14							

Blocked Shots					GP	BLK	BLK/G	Face-Off Percentage					FW	FL	FO %
1	John Spetz	UC	FR	D	22	53	2.41	1	Artem Shlaine	UC	FR	F	162	107	.602
2	Declan Carlile	MC	SO	D	14	44	3.14	2	Max Newton	MC	SR	F	107	73	.594
3	Cam McDonald	PC	SO	D	24	42	1.75	3	Nick Poisson	PC	FR	F	56	41	.577
4	Michael Callahan	PC	JR	D	25	38	1.52	4	Jason O'Neill	PC	SR	F	246	184	.572
5	Michael Karow	BC	SR	D	24	37	1.54	5	Reid Stefanson	UML	JR	F	130	98	.570
6	Zac Jones	UM	SO	D	27	34	1.26	6	Parker Ford	PC	SO	F	295	224	.568
7	Dominic Dockery	MC	SR	D	18	33	1.83	7	Carson Gicewicz	UM	SR	F	56	43	.566
	Jordan Harris	NU	JR	D	19	33	1.74	8	Lucas Condotta	UML	JR	F	212	164	.564
	Adam Karashik	UC	SR	D	23	33	1.43	9	Matt Boldy	BC	SO	F	85	66	.563
10	Drew Helleson	BC	SO	D	22	32	1.45	10	Philip Lagunov	UM	SR	F	139	108	.563

Hockey East Overall Goaltending Leaders

Goals Against Average

			GP	Minutes	GA	GAA	Record	SO	Saves	Save %	NHL	
1	Filip Lindberg	UM	JR	14	858:43	19	1.33	9-1-4	4	332	.946	MIN
2	Matt Murray	UM	SR	13	776:27	26	2.01	9-4-0	3	272	.913	
3	Spencer Knight	BC	SO	21	1296:27	47	2.18	16-4-1	3	644	.932	FLA
4	Jaxson Stauber	PC	SO	23	1393:11	52	2.24	11-7-5	4	567	.916	
5	Gabe Carriere	UVM	FR	6	284:11	12	2.53	0-5-0	0	147	.925	
6	Henry Welsch	UML	FR	12	686:23	29	2.54	6-5-0	0	258	.899	
7	Connor Murphy	NU	SO	21	1255:41	57	2.72	9-9-3	2	575	.910	
8	Tomáš Vornáčka	UC	JR	23	1393:38	66	2.84	10-11-2	1	659	.909	NSH
9	Drew Comness	BU	FR	11	641:24	32	2.99	6-3-1	0	346	.915	CHI
10	Zachary Borgiel	MC	FR	15	792:23	41	3.10	4-8-2	0	310	.883	
11	Owen Savory	UML	JR	8	447:34	25	3.35	4-3-1	0	137	.846	
12	Mike Robinson	UNH	SR	21	1227:35	69	3.37	5-12-3	0	511	.881	SJS
13	Tyler Harmon	UVM	SR	10	497:52	28	3.37	1-5-2	1	267	.905	
14	Victor Ostman	ME	FR	11	604:52	38	3.77	3-6-1	0	348	.902	
15	Matthew Thiessen	ME	SO	8	354:52	25	4.23	0-5-1	0	180	.878	VAN

Save Percentage

			GP	Minutes	GA	GAA	Record	SO	Saves	Save %	NHL	
1	Filip Lindberg	UM	JR	14	858:43	19	1.33	9-1-4	4	332	.946	MIN
2	Spencer Knight	BC	SO	21	1296:27	47	2.18	16-4-1	3	644	.932	FLA
3	Gabe Carriere	UVM	FR	6	284:11	12	2.53	0-5-0	0	147	.925	
4	Jaxson Stauber	PC	SO	23	1393:11	52	2.24	11-7-5	4	567	.916	
5	Drew Comness	BU	FR	11	641:24	32	2.99	6-3-1	0	346	.915	CHI
6	Matt Murray	UM	SR	13	776:27	26	2.01	9-4-0	3	272	.913	
7	Connor Murphy	NU	SO	21	1255:41	57	2.72	9-9-3	2	575	.910	
8	Tomáš Vornáčka	UC	JR	23	1393:38	66	2.84	10-11-2	1	659	.909	NSH
9	Tyler Harmon	UVM	SR	10	497:52	28	3.37	1-5-2	1	267	.905	
10	Victor Ostman	ME	FR	11	604:52	38	3.77	3-6-1	0	348	.902	
11	Henry Welsch	UML	FR	12	686:23	29	2.54	6-5-0	0	258	.899	
12	Zachary Borgiel	MC	FR	15	792:23	41	3.10	4-8-2	0	310	.883	
13	Mike Robinson	UNH	SR	21	1227:35	69	3.37	5-12-3	0	511	.881	SJS
14	Matthew Thiessen	ME	SO	8	354:52	25	4.23	0-5-1	0	180	.878	VAN
15	Owen Savory	UML	JR	8	447:34	25	3.35	4-3-1	0	137	.846	

Saves

			GP	SVS/G	Saves
1	Tomáš Vomáčka	UC	JR	23	28.7
2	Spencer Knight	BC	SO	21	30.7
3	Connor Murphy	NU	SO	21	27.4
4	Jaxson Stauber	PC	SO	23	24.7
5	Mike Robinson	UNH	SR	21	24.3
6	Victor Ostman	ME	FR	11	31.6
7	Drew Comness	BU	FR	11	31.5
8	Filip Lindberg	UM	JR	14	23.7
9	Zachary Borgiel	MC	FR	15	20.7
10	Matt Murray	UM	SR	13	20.9
11	Tyler Harmon	UVM	SR	10	26.7
12	Henry Welsch	UML	FR	12	21.5
13	Matthew Thiessen	ME	SO	8	22.5
14	Gabe Carriere	UVM	FR	6	24.5
15	Owen Savory	UML	JR	8	17.1
16	Vinny Duplessis	BU	FR	5	21.4
17	Henry Wilder	BC	FR	3	33.3
18	Troy Kobryn	MC	SO	3	24.3
19	Ty Taylor	UNH	JR	5	13.8
20	Jere Huhtamaa	MC	SO	3	22.3

Shutouts

			GP	Shutouts
1	Filip Lindberg	UM	JR	14
	Jaxson Stauber	PC	SO	23
3	Matt Murray	UM	SR	13
	Spencer Knight	BC	SO	21
5	Connor Murphy	NU	SO	21
6	Vinny Duplessis	BU	FR	5
	Tyler Harmon	UVM	SR	10
	Tomáš Vomáčka	UC	JR	23

Hockey East Overall Team Stats

TEAM OFFENSE



Team	Games	Goals	G/GM
1 Boston College	24	91	3.79
2 Massachusetts	27	95	3.52
3 Northeastern	21	69	3.29
4 Boston University	16	52	3.25
5 UConn	23	70	3.04
6 UMass Lowell	20	59	2.95
7 Providence	25	71	2.84
8 Maine	16	43	2.69
9 Merrimack	18	47	2.61
10 New Hampshire	23	60	2.61
11 Vermont	13	20	1.54

TEAM DEFENSE

Team	Games	Goals	G/GM
1 Massachusetts	27	46	1.70
2 Boston College	24	58	2.42
3 Providence	25	67	2.68
4 Boston University	16	45	2.81
5 UConn	23	69	3.00
6 Northeastern	21	64	3.05
7 UMass Lowell	20	63	3.15
8 Vermont	13	42	3.23
9 Merrimack	18	66	3.67
10 New Hampshire	23	88	3.83
11 Maine	16	68	4.25



POWER PLAY



Team	Totals	SHA	PP %
1 Northeastern	25/93	1	26.9
2 Maine	15/67	5	22.4
3 Massachusetts	23/103	2	22.3
4 Merrimack	14/66	2	21.2
5 Providence	17/89	5	19.1
6 UMass Lowell	13/69	3	18.8
7 New Hampshire	19/107	3	17.8
8 UConn	18/103	2	17.5
9 Boston University	10/64	1	15.6
10 Boston College	13/84	3	15.5
11 Vermont	5/47	2	10.6

PENALTY KILL

Team	Totals	SHF	PK %
1 Massachusetts	96/105	4	91.4
2 Boston College	80/93	8	86.0
3 Providence	78/92	1	84.8
4 Boston University	53/63	2	84.1
5 Northeastern	63/75	1	84.0
6 Maine	65/81	3	80.2
7 Merrimack	58/74	1	78.4
8 UConn	76/97	3	78.4
9 UMass Lowell	54/70	2	77.1
10 Vermont	38/51	1	74.5
11 New Hampshire	62/92	4	67.4



PENALTY MINUTES



Team	Games	PIM	PIM/G
1 Maine	16	245	15.3
2 Northeastern	21	243	11.6
3 New Hampshire	23	251	10.9
4 Boston University	16	174	10.9
5 UConn	23	238	10.3
6 Merrimack	18	185	10.3
7 Boston College	24	242	10.1
8 Vermont	13	127	9.8
9 Massachusetts	27	255	9.4
10 Providence	25	234	9.4
11 UMass Lowell	20	186	9.3

SHOTS ON GOAL

Team	Games	SOG	SOG/G
1 UConn	23	819	35.6
2 Providence	25	849	34.0
3 Boston College	24	808	33.7
4 Massachusetts	27	854	31.6
5 UMass Lowell	20	609	30.4
6 New Hampshire	23	670	29.1
7 Merrimack	18	513	28.5
8 Northeastern	21	578	27.5
9 Boston University	16	422	26.4
10 Maine	16	395	24.7
11 Vermont	13	273	21.0



SCORING BY PERIOD



Team	1st	2nd	3rd	OT	Total
1 Massachusetts	31	35	28	1	95
2 Boston College	24	35	29	3	91
3 Providence	17	18	36	0	71
4 UConn	20	21	28	1	70
5 Northeastern	21	26	21	1	69
6 New Hampshire	18	15	24	3	60
7 UMass Lowell	18	15	24	2	59
8 Boston University	21	15	13	3	52
9 Merrimack	20	13	14	0	47
10 Maine	14	13	16	0	43
11 Vermont	7	4	9	0	20

GOALS ALLOWED BY PERIOD

Team	1st	2nd	3rd	OT	Total
1 Vermont	16	12	14	0	42
2 Boston University	20	12	12	1	45
3 Massachusetts	12	14	19	1	46
4 Boston College	11	23	21	3	58
5 UMass Lowell	20	24	18	1	63
6 Northeastern	20	19	25	0	64
7 Merrimack	15	22	28	1	66
8 Providence	24	23	20	0	67
9 Maine	22	16	29	1	68
10 UConn	23	17	25	4	69
11 New Hampshire	25	29	32	2	88



SPECIAL TEAMS NET

Team	PPF	SHA	PP NET	PPA	SHF	SH NET	ST NET
1 Massachusetts	23	2	+21	9	4	-5	+16
2 Northeastern	25	1	+24	12	1	-11	+13
3 Boston College	13	3	+10	13	8	-5	+5
4 Boston University	10	1	+9	10	2	-8	+1
5 Providence	17	5	+12	14	1	-13	-1
6 UConn	18	2	+16	21	3	-18	-2
7 Maine	15	5	+10	16	3	-13	-3
Merrimack	14	2	+12	16	1	-15	-3
9 UMass Lowell	13	3	+10	16	2	-14	-4
10 Vermont	5	2	+3	13	1	-12	-9
11 New Hampshire	19	3	+16	30	4	-26	-10



National Category Leaders

Points Per Game

		GP	G-A-P	P/GM
1	Cole Caufield (MTL)	Wisconsin	SO F 31 30-22-52	1.68
2	Odeen Tufto	Quinnipiac	SR F 29 8-39-47	1.62
3	Matt Boldy (MIN)	Boston College	SO F 22 11-20-31	1.41
4	Will Calverley	RIT	JR F 18 12-13-25	1.39
5	Linus Weissbach (BUF)	Wisconsin	SR F 31 12-29-41	1.32
6	Ty Pelton-Byce	Wisconsin	SR F 24 12-19-31	1.29
7	Jordan Kawaguchi	North Dakota	SR F 28 10-26-36	1.29
8	Jonny Evans	UConn	JR F 23 14-15-29	1.26
9	Thomas Bordeleau (SJS)	Michigan	FR F 24 8-22-30	1.25
10	Collin Adams (NYI)	North Dakota	SR F 29 14-20-34	1.17
11	Bobby Trivigno	Massachusetts	JR F 27 10-21-31	1.15
12	Shane Pinto (OTT)	North Dakota	SO F 28 15-17-32	1.14
	Zach Solow	Northeastern	SR F 21 11-13-24	1.14
14	Joseph Nardi	Northern Michigan	SR F 29 12-21-33	1.14
15	Colin Bilek	Army West Point	JR F 22 18-7-25	1.14
16	Jakov Novak (OTT)	Bentley	JR F 15 7-10-17	1.13
17	Tobias Fladeby	American International	SR F 16 10-8-18	1.12
18	André Ghanous	Northern Michigan	SO F 25 10-18-28	1.12
19	Alex Steeves	Notre Dame	JR F 29 15-17-32	1.10
20	Elijah Gonsalves	RIT	SO F 20 9-13-22	1.10
21	Brandon Kruse (VGK)	Bowling Green	SR F 31 11-23-34	1.10
22	Jackson Pierson	New Hampshire	JR F 23 9-16-25	1.09
23	Luke Santerno	Bentley	SR F 15 5-11-16	1.07
24	Keaton Mastrodonato	Canisius	SO F 17 9-9-18	1.06
25	Jake Hamacher	RIT	SR F 20 7-14-21	1.05

Goals Against Average

		Minutes	GA	GAA
1	Filip Lindberg (MIN)	Massachusetts	JR 858:43 19	1.33
2	Dryden McKay	Minnesota State	JR 1462:33 34	1.39
3	Adam Scheel	North Dakota	JR 1590:38 46	1.74
4	Jack LaFontaine (CAR)	Minnesota	SR 1705:52 51	1.79
5	Blake Pietila	Michigan Tech	SO 1393:58 42	1.81
6	Keith Petruzzelli (DET)	Quinnipiac	SR 1715:45 54	1.89
7	Strauss Mann	Michigan	JR 1205:00 38	1.89
8	Trevin Kozlowski	Army West Point	SR 1253:29 40	1.91
9	Mareks Mitens	Lake Superior State	SR 1380:55 45	1.96
10	Ethan Haider (NSH)	Clarkson	FR 959:52 32	2.00
11	Matt Murray	Massachusetts	SR 776:27 26	2.01
12	Cameron Rowe	Wisconsin	FR 759:33 26	2.05
13	Eric Dop	Bowling Green	SR 1306:07 47	2.16
14	Spencer Knight (FLA)	Boston College	SO 1296:27 47	2.18
15	Jaxson Stauber	Providence	SO 1393:11 52	2.24
16	Jacob Barczewski	Canisius	SO 653:21 25	2.30
17	Zach Driscoll	Bemidji State	SR 1678:17 65	2.32
18	Ryan Fanti	Minnesota Duluth	SO 1169:33 46	2.36
19	Emil Zetterquist	St. Lawrence	JR 975:04 39	2.40
20	Dylan St. Cyr	Notre Dame	SR 1254:42 51	2.44
21	Stefano Durante	American International	SR 710:35 29	2.45
22	Magnus Chrona (TBL)	Denver	SO 1043:40 43	2.47
23	Dávid Hrenák (LOS)	St. Cloud State	SR 1459:18 61	2.51
24	Gabe Carriere	Vermont	FR 284:11 12	2.53
25	Henry Welsch	UMass Lowell	FR 686:23 29	2.54

Points Per Game (Defensemen)

		GP	G-A-P	P/GM
1	Jordan Harris (MTL)	Northeastern	JR D 19 6-13-19	1.00
2	Brennan Kapcheck	American International	SR D 19 0-18-18	0.95
3	Dan Willett	RIT	SR D 20 4-14-18	0.90
4	Zach Metsa	Quinnipiac	JR D 29 5-21-26	0.90
5	Will Cullen	Bowling Green	JR D 28 6-19-25	0.89
6	Ronnie Attard (PHI)	Western Michigan	SO D 25 8-14-22	0.88
7	Zac Jones (NYR)	Massachusetts	SO D 27 8-15-23	0.85
8	Cam York (PHI)	Michigan	SO D 24 4-16-20	0.83
9	Nick Perbix (TBL)	St. Cloud State	JR D 29 7-16-23	0.79
10	Nick Jenny	Robert Morris	SR D 24 6-13-19	0.79
11	Kalle Eriksson	New Hampshire	SO D 23 6-12-18	0.78
12	Matthew Kessel (STL)	Massachusetts	SO D 27 9-12-21	0.78
	Jackson LaCombe (ANA)	Minnesota	SO D 27 4-17-21	0.78
14	Matt Kiersted	North Dakota	SR D 29 3-19-22	0.76
15	Drew Bavaro	Bentley	FR D 16 2-10-12	0.75
16	Declan Carlile	Merrimack	SO D 14 2-8-10	0.71
17	Brandon Scanlin	Omaha	SO D 24 2-15-17	0.71
18	Peter DiLiberatore (VGK)	Quinnipiac	JR D 29 6-14-20	0.69
19	Drew Helleson (COL)	Boston College	SO D 22 4-11-15	0.68
	Jake Sanderson (OTT)	North Dakota	FR D 22 2-13-15	0.68

Save Percentage

		Saves	GA	Save %
1	Filip Lindberg (MIN)	Massachusetts	JR 332 19	.946
2	Blake Pietila	Michigan Tech	SO 596 42	.934
3	Jack LaFontaine (CAR)	Minnesota	SR 717 51	.934
4	Cameron Rowe	Wisconsin	FR 362 26	.933
5	Spencer Knight (FLA)	Boston College	SO 644 47	.932
6	Dryden McKay	Minnesota State	JR 460 34	.931
7	Adam Scheel	North Dakota	JR 616 46	.931
8	Mareks Mitens	Lake Superior State	SR 602 45	.930
9	Strauss Mann	Michigan	JR 507 38	.930
10	Jacob Barczewski	Canisius	SO 315 25	.926
11	Emil Zetterquist	St. Lawrence	JR 488 39	.926
12	Keith Petruzzelli (DET)	Quinnipiac	SR 671 54	.926
13	Ludvig Persson	Miami	FR 533 43	.925
14	Gabe Carriere	Vermont	FR 147 12	.925
15	Drew DeRidder	Michigan State	JR 723 60	.923
16	Eric Dop	Bowling Green	SR 566 47	.923
17	Trevin Kozlowski	Army West Point	SR 473 40	.922
18	Zach Driscoll	Bemidji State	SR 767 65	.922
19	Dylan St. Cyr	Notre Dame	SR 597 51	.921
20	Ethan Haider (NSH)	Clarkson	FR 373 32	.921

Points Per Game (Freshmen)

		GP	G-A-P	P/GM
1	Thomas Bordeleau (SJS)	Michigan	F 24 8-22-30	1.25
2	Randy Hernandez	Robert Morris	F 24 11-14-25	1.04
3	Kent Johnson	Michigan	F 26 9-18-27	1.04
4	Matty Beniers	Michigan	F 24 10-14-24	1.00
5	Carson Briere	Mercyhurst	F 21 5-14-19	0.90
6	Landon Slaggert (CHI)	Notre Dame	F 25 8-14-22	0.88
7	Brendan Brisson (VGK)	Michigan	F 24 10-11-21	0.88
8	Carter Savoie (EDM)	Denver	F 24 13-7-20	0.83
9	Veeti Miettinen (TOR)	St. Cloud State	F 29 11-13-24	0.83
10	Travis Treloar	Ohio State	F 25 8-12-20	0.80
11	Nikita Nesterenko (MIN)	Boston College	F 24 8-11-19	0.79
12	Dante Sheriff	Mercyhurst	F 19 5-10-15	0.79
13	Josh Lopina	Massachusetts	F 27 9-12-21	0.78
14	Alex Campbell (NSH)	Clarkson	F 22 4-13-17	0.77
15	Matthew Kopperud	Arizona State	F 25 13-6-19	0.76
16	Drew Bavaro	Bentley	D 16 2-10-12	0.75
	Austin Heidemann	Mercyhurst	F 16 7-5-12	0.75
18	Mitch Machlitt	Army West Point	F 22 5-11-16	0.73
19	Riese Gaber	North Dakota	F 29 11-10-21	0.72
	Ty Smilanic (FLA)	Quinnipiac	F 29 14-7-21	0.72

Winning Percentage

		W-L-T	Win %
1	Dryden McKay	Minnesota State	JR 21-3-0 .875
2	Adam Scheel	North Dakota	JR 20-4-1 .820
3	Cameron Rowe	Wisconsin	FR 9-2-1 .792
4	Spencer Knight (FLA)	Boston College	SO 16-4-1 .786
	Filip Lindberg (MIN)	Massachusetts	JR 9-1-4 .786
6	Trevin Kozlowski	Army West Point	SR 14-4-1 .763
7	Jack LaFontaine (CAR)	Minnesota	SR 22-7-0 .759
8	Jacob Barczewski	Canisius	SO 7-3-0 .700
9	Stefano Durante	American International	SR 9-4-0 .692
	Matt Murray	Massachusetts	SR 9-4-0 .692
11	Mareks Mitens	Lake Superior State	SR 14-6-3 .674
12	Keith Petruzzelli (DET)	Quinnipiac	SR 17-8-4 .655
13	Drew Comesso (CHI)	Boston University	FR 6-3-1 .650
14	Dávid Hrenák (LOS)	St. Cloud State	SR 16-9-0 .640
15	Eric Dop	Bowling Green	SR 13-8-1 .614
16	Alex Aslanidis	Western Michigan	FR 5-3-1 .611
17	Blake Pietila	Michigan Tech	SO 14-9-0 .609
18	Ryan Fanti	Minnesota Duluth	SO 11-7-2 .600
19	Zach Driscoll	Bemidji State	SR 15-10-3 .589
20	Jaxson Stauber	Providence	SO 11-7-5 .587

National Category Leaders

Goals Per Game

			GP	G	G/GM
1	Cole Caufield (MTL)	Wisconsin	SO F	31 30	0.97
2	Colin Bilek	Army West Point	JR F	22 18	0.82
3	Will Calverley	RIT	JR F	18 12	0.67
4	Carson Gicewicz	Massachusetts	SR F	27 17	0.63
5	Tobias Fladeby	American International	SR F	16 10	0.62
6	Sampo Ranta (COL)	Minnesota	JR F	31 19	0.61
7	Jonny Evans	UConn	JR F	23 14	0.61
8	Ashton Calder	Lake Superior State	JR F	29 16	0.55
9	Carter Savoie (EDM)	Denver	FR F	24 13	0.54
	Ethen Frank	Western Michigan	SR F	24 13	0.54
11	Shane Pinto (OTT)	North Dakota	SO F	28 15	0.54
12	Keaton Mastrodonato	Canisius	SO F	17 9	0.53
13	Jonathan Bendorf	Mercyhurst	SO F	21 11	0.52
	Zach Solow	Northeastern	SR F	21 11	0.52
15	Matthew Kopperud	Arizona State	FR F	25 13	0.52
16	Cole Koepke (TBL)	Minnesota Duluth	JR F	27 14	0.52
17	Ethan Somoza	Bemidji State	SR F	29 15	0.52
	Alex Steeves	Notre Dame	JR F	29 15	0.52
19	Connor Ford	Bowling Green	SR F	31 16	0.52
20	Taylor Ward	Omaha	JR F	26 13	0.50
	Ty Pelton-Byce	Wisconsin	SR F	24 12	0.50
	Matt Boldy (MIN)	Boston College	SO F	22 11	0.50
	Justin Cole	American International	JR F	18 9	0.50
	Jay O'Brien (PHI)	Boston University	SO F	16 8	0.50
	Eduards Tralmaks	Maine	SR F	12 6	0.50

Assists Per Game

			GP	A	A/GM
1	Odeen Tufto	Quinnipiac	SR F	29 39	1.34
2	Brennan Kapcheck	American International	SR D	19 18	0.95
3	Linus Weissbach (BUF)	Wisconsin	SR F	31 29	0.94
4	Jordan Kawaguchi	North Dakota	SR F	28 26	0.93
5	Thomas Bordeleau (SJS)	Michigan	FR F	24 22	0.92
6	Matt Boldy (MIN)	Boston College	SO F	22 20	0.91
7	Ty Pelton-Byce	Wisconsin	SR F	24 19	0.79
8	Chris Theodore	American International	JR F	19 15	0.79
9	Jáchym Kondelík (NSH)	UConn	JR F	23 18	0.78
10	Bobby Trivigno	Massachusetts	JR F	27 21	0.78
11	Nick Prkusic	Robert Morris	SR F	24 18	0.75
12	Brandon Kruse (VGK)	Bowling Green	SR F	21 23	0.74
13	Oliver Chau	Massachusetts	SR F	27 20	0.74
14	Luke Santerno	Bentley	SR F	15 11	0.73
15	Joseph Nardi	Northern Michigan	SR F	29 21	0.72
	Zach Metsa	Quinnipiac	JR D	29 21	0.72
17	Will Calverley	RIT	JR F	18 13	0.72
18	André Ghanthous	Northern Michigan	SO F	25 18	0.72
	Drew Worrad	Western Michigan	JR F	25 18	0.72
20	Cole Caufield (MTL)	Wisconsin	SO F	31 22	0.71
21	Dan Willett	RIT	SR D	20 14	0.70
	Jake Hamacher	RIT	SR F	20 14	0.70
23	Jackson Pierson	New Hampshire	JR F	23 16	0.70
24	Kent Johnson	Michigan	FR F	26 18	0.69
25	Collin Adams (NYI)	North Dakota	SR F	29 20	0.69

Power Play Goals

			GP	PPG/G	PPG
1	Cole Caufield (MTL)	Wisconsin	SO F	31	11
2	Colin Bilek	Army West Point	JR F	22	8
	Ethan de Jong	Quinnipiac	JR F	29	8
4	Carter Savoie (EDM)	Denver	FR F	24	7
	Ty Pelton-Byce	Wisconsin	SR F	24	7
	Matthew Kopperud	Arizona State	FR F	25	7
	Shane Pinto (OTT)	North Dakota	SO F	28	7
8	Aidan McDonough (VAN)	Northeastern	SO F	21	6
	Ethen Frank	Western Michigan	SR F	24	6
	Ty Smilanic (FLA)	Quinnipiac	FR F	29	6
	Alec Broetzman	Michigan Tech	JR F	30	6
	Connor Ford	Bowling Green	SR F	31	6
13	12 Players Tied With				5

Game-Winning Goals

			GP	GWG
1	Julian Napravnik	Minnesota State	JR F	26
	Scott Reedy (SJS)	Minnesota	SR F	28
3	Marc McLaughlin	Boston College	JR F	24
	Ashton Calder	Lake Superior State	JR F	29
	Cole Caufield (MTL)	Wisconsin	SO F	31
6	Chris Theodore	American International	JR F	19
	Colin Bilek	Army West Point	JR F	22
	Max Johnson	Bowling Green	SR F	27
	Brannon McManus	Minnesota	SR F	27
	Kobe Roth	Minnesota Duluth	SR F	27
	Brian Halonen	Michigan Tech	JR F	28
	Alex Ierullo	Bemidji State	JR F	29
	Ty Smilanic (FLA)	Quinnipiac	FR F	29
	Cameron Wright	Bowling Green	SR F	31
	Sampo Ranta (COL)	Minnesota	JR F	31

Shorthanded Goals

			GP	SHG/G	SHG
1	Matt Boldy (MIN)	Boston College	SO F	22	3
	Josh McKechney	Colgate	SR F	22	3
	Marc McLaughlin	Boston College	JR F	24	3
4	Logan Cockerill (NYI)	Boston University	SR F	12	2
	Eduards Tralmaks	Maine	SR F	12	2
	Kaden Pickering	St. Lawrence	JR F	17	2
	Willie Knierim	Arizona State	SR F	18	2
	Owen Sillinger	Bemidji State	JR F	20	2
	Filip Engarås (EDM)	New Hampshire	JR F	22	2
	Jake Transit	Ferris State	JR F	24	2
	Paul Washe	Western Michigan	SR F	25	2
	Jackson LaCombe (ANA)	Minnesota	SO D	27	2
	Owen Lindmark (FLA)	Wisconsin	SO F	27	2
	Brendan Harris	Bemidji State	SR F	29	2
	Pete Veillette	Lake Superior State	JR F	29	2

National Team Leaders

TEAM SCORING

TEAM DEFENSE

SCORING OFFENSE	GP	Goals	G/GM
1 North Dakota	29	114	3.93
2 Wisconsin	31	118	3.81
3 Boston College	24	91	3.79
4 Minnesota	31	117	3.77
5 Minnesota State	27	96	3.56
6 Robert Morris	24	85	3.54
7 American International	19	67	3.53
8 Massachusetts	27	95	3.52
9 Michigan	26	91	3.50
10 Bowling Green	31	108	3.48
11 Canisius	17	59	3.47
12 Quinnipiac	29	100	3.45
13 RIT	20	68	3.40
14 St. Cloud State	29	96	3.31
15 Northeastern	21	69	3.29
16 Omaha	26	85	3.27
17 Boston University	16	52	3.25
18 Army West Point	22	71	3.23
19 Western Michigan	25	77	3.08
20 Mercyhurst	21	64	3.05
21 UConn	23	70	3.04
22 Minnesota Duluth	27	82	3.04
23 Lake Superior State	29	86	2.97
24 Penn State	22	65	2.95
25 UMass Lowell	20	59	2.95
26 Notre Dame	29	84	2.90
27 Providence	25	71	2.84
28 Bemidji State	29	82	2.83
29 Clarkson	22	62	2.82
30 Denver	24	67	2.79
31 Northern Michigan	29	79	2.72
32 Maine	16	43	2.69
33 Bentley	16	42	2.62
34 Arizona State	26	68	2.62
35 Merrimack	18	47	2.61
36 New Hampshire	23	60	2.61
37 Michigan Tech	30	78	2.60
38 Niagara	22	57	2.59
39 Air Force	14	35	2.50
40 Sacred Heart	18	43	2.39
41 St. Lawrence	17	40	2.35
42 Ferris State	25	55	2.20
43 Colgate	22	48	2.18
44 Ohio State	27	53	1.96
45 Miami	25	48	1.92
46 Holy Cross	16	30	1.88
47 Long Island University	13	23	1.77
48 Colorado College	23	36	1.57
49 Vermont	13	20	1.54
50 Michigan State	27	40	1.48
51 Alabama Huntsville	22	31	1.41

SCORING DEFENSE	GP	Goals	G/GM
1 Minnesota State	27	41	1.52
2 Massachusetts	27	46	1.70
3 Michigan	26	51	1.96
4 North Dakota	29	57	1.97
5 Quinnipiac	29	59	2.03
6 Minnesota	31	64	2.06
7 Michigan Tech	30	63	2.10
8 American International	19	40	2.11
9 Bowling Green	31	67	2.16
10 Lake Superior State	29	63	2.17
11 Army West Point	22	48	2.18
12 Minnesota Duluth	27	63	2.33
13 Clarkson	22	52	2.36
14 Bemidji State	29	70	2.41
15 Boston College	24	58	2.42
16 Wisconsin	31	80	2.58
17 St. Cloud State	29	75	2.59
18 St. Lawrence	17	45	2.65
19 Providence	25	67	2.68
20 Notre Dame	29	78	2.69
21 Canisius	17	46	2.71
22 Denver	24	66	2.75
23 Boston University	16	45	2.81
24 Michigan State	27	77	2.85
25 Robert Morris	24	69	2.88
26 Colgate	22	66	3.00
UConn	23	69	3.00
28 Northeastern	21	64	3.05
29 Omaha	26	81	3.12
30 UMass Lowell	20	63	3.15
31 Niagara	22	70	3.18
32 Bentley	16	51	3.19
33 Mercyhurst	21	67	3.19
34 Vermont	13	42	3.23
35 Holy Cross	16	52	3.25
36 Sacred Heart	18	59	3.28
37 Colorado College	23	79	3.43
38 RIT	20	70	3.50
39 Northern Michigan	29	103	3.55
40 Miami	25	89	3.56
Western Michigan	25	89	3.56
42 Alabama Huntsville	22	80	3.64
43 Merrimack	18	66	3.67
44 Penn State	22	81	3.68
45 Ohio State	27	101	3.74
46 New Hampshire	23	88	3.83
47 Air Force	14	56	4.00
48 Arizona State	26	106	4.08
49 Ferris State	25	103	4.12
50 Long Island University	13	55	4.23
51 Maine	16	68	4.25



National Team Leaders

POWER PLAY

POWER PLAY	Totals	SHA	PP%
1 Wisconsin	31/98	3	31.6
2 Western Michigan	23/76	3	30.3
3 Northeastern	25/93	1	26.9
4 Minnesota State	24/93	1	25.8
5 Robert Morris	23/92	6	25.0
6 Quinnipiac	32/131	2	24.4
7 Michigan	18/76	0	23.7
8 American International	21/89	1	23.6
9 Army West Point	23/98	1	23.5
10 RIT	21/90	3	23.3
11 North Dakota	29/125	0	23.2
12 Maine	15/67	5	22.4
13 Massachusetts	23/103	2	22.3
14 Michigan Tech	21/95	1	22.1
15 Penn State	13/59	1	22.0
16 St. Cloud State	20/92	0	21.7
17 Bentley	11/51	0	21.6
18 Merrimack	14/66	2	21.2
19 Omaha	20/99	5	20.2
20 Air Force	10/50	1	20.0
21 Northern Michigan	20/101	6	19.8
22 Minnesota Duluth	19/96	2	19.8
23 Ferris State	14/72	2	19.4
24 Denver	19/98	1	19.4
25 Notre Dame	14/73	0	19.2
26 Sacred Heart	13/68	4	19.1
27 Providence	17/89	5	19.1
28 Clarkson	16/84	2	19.0
29 UMass Lowell	13/69	3	18.8
30 Bowling Green	24/128	1	18.8
31 Canisius	11/59	1	18.6
32 New Hampshire	19/107	3	17.8
33 Minnesota	17/96	2	17.7
34 Niagara	13/74	3	17.6
35 UConn	18/103	2	17.5
36 Mercyhurst	12/69	2	17.4
37 Ohio State	15/88	4	17.0
38 Arizona State	14/84	4	16.7
39 Alabama Huntsville	11/68	1	16.2
40 Boston University	10/64	1	15.6
41 Boston College	13/84	3	15.5
42 Miami	12/83	1	14.5
43 Bemidji State	13/91	4	14.3
44 Holy Cross	7/53	1	13.2
45 St. Lawrence	7/54	2	13.0
46 Lake Superior State	13/114	1	11.4
47 Colgate	8/74	1	10.8
48 Vermont	5/47	2	10.6
49 Michigan State	5/71	0	7.0
50 Colorado College	5/89	3	5.6
51 Long Island University	2/42	2	4.8

PENALTY KILL

PENALTY KILL	Totals	SHF	PK%
1 Bemidji State	77/84	4	91.7
2 Massachusetts	96/105	4	91.4
3 St. Lawrence	57/63	3	90.5
4 Michigan Tech	72/80	1	90.0
5 Quinnipiac	95/107	1	88.8
6 North Dakota	100/116	4	86.2
7 Boston College	80/93	8	86.0
8 Wisconsin	67/78	3	85.9
9 Minnesota	65/76	4	85.5
10 Omaha	88/103	2	85.4
11 Minnesota State	70/82	2	85.4
12 Niagara	68/80	3	85.0
13 Providence	78/92	1	84.8
14 St. Cloud State	89/105	2	84.8
15 Boston University	53/63	2	84.1
16 Denver	79/94	1	84.0
17 Northeastern	63/75	1	84.0
18 Sacred Heart	53/64	0	82.8
19 Clarkson	70/85	1	82.4
20 Michigan	64/78	0	82.1
21 Lake Superior State	85/104	4	81.7
22 Bentley	57/70	0	81.4
23 Alabama Huntsville	76/94	1	80.9
24 RIT	59/73	5	80.8
25 Mercyhurst	63/78	1	80.8
Notre Dame	63/78	1	80.8
27 Holy Cross	54/67	1	80.6
28 Bowling Green	86/107	5	80.4
29 Maine	65/81	3	80.2
30 Robert Morris	66/83	1	79.5
31 Arizona State	58/73	2	79.5
32 American International	59/75	1	78.7
33 Canisius	44/56	4	78.6
34 Merrimack	58/74	1	78.4
35 UConn	76/97	3	78.4
36 Michigan State	71/91	1	78.0
37 UMass Lowell	54/70	2	77.1
38 Northern Michigan	86/112	2	76.8
39 Ohio State	79/103	1	76.7
40 Miami	62/81	1	76.5
41 Penn State	48/63	0	76.2
42 Army West Point	57/75	2	76.0
43 Minnesota Duluth	75/99	2	75.8
44 Western Michigan	64/85	2	75.3
45 Vermont	38/51	1	74.5
46 Colgate	59/80	4	73.8
47 Ferris State	65/90	2	72.2
48 Colorado College	57/80	1	71.2
49 Air Force	44/62	2	71.0
50 New Hampshire	62/92	4	67.4
51 Long Island University	43/64	1	67.2



TOURNAMENT QUICK REFERENCE

YEAR	CHAMPIONSHIP GAME	TOURNAMENT MVP
1985	Providence 2, Boston College 1 (2OT)	Chris Terreri - PC
1986	Boston University 9, Boston College 4	Peter Marshall - BU
1987	Boston College 4, Maine 2	Brian Leetch - BC
1988	Northeastern 4, Maine 3	Bruce Racine - NU
1989	Maine 5, Boston College 4	Bob Beers - Maine
1990	Boston College 4, Maine 3	Scott LaGrand - BC
1991	Boston University 4, Maine 3 (OT)	Shawn McEachern - BU
1992	Maine 4, New Hampshire 1	Scott Pellerin - Maine
1993	Maine 5, Boston University 2	Jim Montgomery - Maine
1994	Boston University 3, UMass Lowell 2	Dwayne Roloson - UML
1995	Boston University 3, Providence 2	Bob Bell - PC
1996	Providence 3, Maine 2	Joe Hulbig - PC
1997	Boston University 4, New Hampshire 2	Michel Larocque - BU
1998	Boston College 3, Maine 2	Marty Reasoner - BC
1999	Boston College 5, New Hampshire 4 (OT)	Blake Bellefeuille - BC
2000	Maine 2, Boston College 1	Niko Dimitrakos - Maine
2001	Boston College 5, Providence 3	Chuck Kobasew - BC
2002	New Hampshire 3, Maine 1	Darren Haydar - UNH
2003	New Hampshire 1, Boston University 0 (OT)	Sean Fields - BU
2004	Maine 2, UMass 1 (3OT)	Jimmy Howard - Maine
2005	Boston College 3, New Hampshire 1	Brian Boyle - BC
2006	Boston University 2, Boston College 1 (OT)	David Van der Gulik - BU
2007	Boston College 5, New Hampshire 2	Brock Bradford - BC
2008	Boston College 4, Vermont 0	Nathan Gerbe - BC
2009	Boston University 1, UMass Lowell 0	Kieran Millan - BU
2010	Boston College 7, Maine 6 (OT)	Matt Lombardi - BC
2011	Boston College 5, Merrimack 3	Cam Atkinson - BC
2012	Boston College 4, Maine 1	Johnny Gaudreau - BC
2013	UMass Lowell 1, Boston University 0	Connor Hellebuyck - UML
2014	UMass Lowell 4, New Hampshire 0	Connor Hellebuyck - UML
2015	Boston University 5, UMass Lowell 3	Jack Eichel - BU
2016	Northeastern 3, UMass Lowell 1	Kevin Boyle - UML
2017	UMass Lowell 4, Boston College 3	C.J. Smith - UML
2018	Boston University 2, Providence 0	Jake Oettinger - BU
2019	Northeastern 3, Boston College 2	Cayden Primeau - NU
2020	No Tournament Held (COVID-19 Pandemic)	
2021	Massachusetts 1, UMass Lowell 0	Bobby Trivigno - UMass

TOURNAMENT BREAKDOWN

Team	App.	Record	Titles	Last	2nd	Semis	MVPs
Boston College	36	74-35-2	11	2012	7	26	11
Boston University	36	76-42-1	9	2018	3	25	8
UConn	5	0-9-0	0	-	-	-	-
Maine	34	56-43-0	5	2004	9	19	5
Massachusetts	23	17-37-0	1	2021	1	5	1
UMass Lowell	32	49-51-3	3	2017	5	19	5
Merrimack	23	15-42-0	0	-	1	2	0
New Hampshire	34	55-47-2	2	2003	6	17	1
Northeastern	29	31-45-1	3	2019	0	10	2
Providence	33	42-52-1	2	1996	3	16	3
Vermont	13	18-26-0	0	-	1	3	0

2019 HOCKEY EAST TOURNAMENT

QUARTERFINALS (best-of-three series)

No. 1 Massachusetts def. No. 8 New Hampshire, 5-4 (2OT), 6-0
 No. 7 Boston College def. No. 2 Providence, 4-5 (OT), 4-3 (OT), 2-1
 No. 3 Northeastern def. No. 6 Maine, 2-1 (OT), 2-1
 No. 5 Boston University def. No. 4 UMass Lowell, 3-0, 4-6, 4-1

SEMIFINALS

No. 7 Boston College def. No. 1 Massachusetts, 3-0
 No. 3 Northeastern def. No. 2 Boston University, 2-1 OT

CHAMPIONSHIP

No. 3 Northeastern def. No. 7 Boston College, 3-2

Steve Nazro All-Tournament Team

G: Cayden Primeau, NU (So.) - MVP
 D: Jeremy Davies, NU (Jr.)
 D: Ryan Shea, NU (Jr.)
 F: David Cotton, BC (Jr.)
 F: Brandon Hawkins, NU (Sr.)
 F: Zach Solow, NU (So.)

**The 2020 Hockey East Tournament
 was canceled due to the COVID-19
 pandemic.**

ALL-TIME FROZEN FOUR RESULTS

Year	Champion	Runner-up	Third	Fourth	Site
1948	Michigan	Dartmouth	Boston College	Colorado College	Col. Springs, Colo.
1949	Boston College	Dartmouth	Michigan	Colorado College	Col. Springs, Colo.
1950	Colorado College	Boston University	Michigan	Boston College	Col. Springs, Colo.
1951	Michigan	Brown	Boston University	Colorado College	Col. Springs, Colo.
1952	Michigan	Colorado College	Yale	St. Lawrence	Col. Springs, Colo.
1953	Michigan	Minnesota	Rensselaer	Boston University	Col. Springs, Colo.
1954	Rensselaer	Minnesota	Michigan	Boston College	Col. Springs, Colo.
1955	Michigan	Colorado College	Harvard	St. Lawrence	Col. Springs, Colo.
1956	Michigan	Michigan Tech	St. Lawrence	Boston College	Col. Springs, Colo.
1957	Colorado College	Michigan	Clarkson	Harvard	Col. Springs, Colo.
1958	Denver	North Dakota	Clarkson	Harvard	Minneapolis, Minn.
1959	North Dakota	Michigan State	Boston College	St. Lawrence	Troy, N.Y.
1960	Denver	Michigan Tech	Boston University	St. Lawrence	Boston, Mass.
1961	Denver	St. Lawrence	Minnesota	Rensselaer	Denver, Colo.
1962	Michigan Tech	Clarkson	Michigan	St. Lawrence	Utica, N.Y.
1963	North Dakota	Denver	Clarkson	Boston College	Chestnut Hill, Mass.
1964	Michigan	Denver	Rensselaer	Providence	Denver, Colo.
1965	Michigan Tech	Boston College	North Dakota	Brown	Providence, R.I.
1966	Michigan State	Clarkson	Denver	Boston University	Minneapolis, Minn.
1967	Cornell	Boston University	Michigan State	North Dakota	Syracuse, N.Y.
1968	Denver	North Dakota	Cornell	Boston College	Duluth, Minn.
1969	Denver	Cornell	Harvard	Michigan Tech	Col. Springs, Colo.
1970	Cornell	Clarkson	Wisconsin	Michigan Tech	Lake Placid, N.Y.
1971	Boston University	Minnesota	Denver	Harvard	Syracuse, N.Y.
1972	Boston University	Cornell	Wisconsin	Denver	Boston, Mass.
1973	Wisconsin	Denver	Boston College	Cornell	Boston, Mass.
1974	Minnesota	Michigan Tech	Boston University	Harvard	Boston, Mass.
1975	Michigan Tech	Minnesota	Boston University	Harvard	St. Louis, Mo.
1976	Minnesota	Michigan Tech	Brown	Boston University	Denver, Colo.
1977	Wisconsin	Michigan	Boston University	New Hampshire	Detroit, Mich.
1978	Boston University	Boston College	Bowling Green	Wisconsin	Providence, R.I.
1979	Minnesota	North Dakota	Dartmouth	New Hampshire	Detroit, Mich.
1980	North Dakota	Northern Michigan	Dartmouth	Cornell	Providence, R.I.
1981	Wisconsin	Minnesota	Michigan Tech	Northern Michigan	Duluth, Minn.
1982	North Dakota	Wisconsin	Northeastern	New Hampshire	Providence, R.I.
1983	Wisconsin	Harvard	Providence	Minnesota	Grand Forks, ND
1984	Bowling Green	Minnesota Duluth	North Dakota	Michigan State	Lake Placid, N.Y.
1985	Rensselaer	Providence	Minnesota Duluth	Boston College	Detroit, Mich.
1986	Michigan State	Harvard	Minnesota	Denver	Providence, R.I.
1987	North Dakota	Michigan State	Minnesota	Harvard	Detroit, Mich.
1988	Lake Superior State	St. Lawrence	Maine	Minnesota	Lake Placid, N.Y.
1989	Harvard	Minnesota	Michigan State	Maine	St. Paul, Minn.
Year	Champion	Runner-up	Other Semifinalists		Site
1990	Wisconsin	Colgate	Boston College	Boston University	Detroit, Mich.
1991	Northern Michigan	Boston University	Maine	Clarkson	St. Paul, Minn.
1992	Lake Superior State	Wisconsin	Michigan	Michigan State	Albany, N.Y.
1993	Maine	Lake Superior State	Boston University	Michigan	Milwaukee, Wis.
1994	Lake Superior State	Boston University	Harvard	Minnesota	St. Paul, Minn.
1995	Boston University	Maine	Michigan	Minnesota	Providence, R.I.
1996	Michigan	Colorado College	Boston University	Vermont	Cincinnati, Ohio
1997	North Dakota	Boston University	Colorado College	Michigan	Milwaukee, Wis.
1998	Michigan	Boston College	New Hampshire	Ohio State	Boston, Mass.
1999	Maine	New Hampshire	Boston College	Michigan State	Anaheim, Calif.
2000	North Dakota	Boston College	Maine	St. Lawrence	Providence, R.I.
2001	Boston College	North Dakota	Michigan	Michigan State	Albany, N.Y.
2002	Minnesota	Maine	New Hampshire	Michigan	St. Paul, Minn.
2003	Minnesota	New Hampshire	Cornell	Michigan	Buffalo, N.Y.
2004	Denver	Maine	Boston College	Minnesota Duluth	Boston, Mass.
2005	Denver	North Dakota	Colorado College	Minnesota	Columbus, Ohio
2006	Wisconsin	Boston College	Maine	North Dakota	Milwaukee, Wis.
2007	Michigan State	Boston College	Maine	North Dakota	St. Louis, Mo.
2008	Boston College	Notre Dame	Michigan	North Dakota	Denver, Colo.
2009	Boston University	Miami	Bemidji State	Vermont	Washington, D.C.
2010	Boston College	Wisconsin	Miami	RIT	Detroit, Mich.
2011	Minnesota-Duluth	Michigan	Notre Dame	North Dakota	St. Paul, Minn.
2012	Boston College	Ferris State	Minnesota	Union	Tampa, Fla.
2013	Yale	Quinnipiac	UMass Lowell	St. Cloud State	Pittsburgh, Pa.
2014	Union	Minnesota	Boston College	North Dakota	Philadelphia, Pa.
2015	Providence	Boston University	North Dakota	Omaha	Boston, Mass.
2016	North Dakota	Quinnipiac	Boston College	Denver	Tampa, Fla.
2017	Denver	Minnesota Duluth	Notre Dame	Harvard	Chicago, Ill.
2018	Minnesota Duluth	Notre Dame	Ohio State	Michigan	St. Paul, Minn.
2019	Minnesota Duluth	Massachusetts	Providence	Denver	Buffalo, N.Y.
2020	No NCAA Tournament (COVID-19 Pandemic)				Detroit, Mich.

1993 NCAA CHAMPIONSHIP GAME

April 3, 1993 • Bradley Center • Milwaukee, Wis.

	1	2	3	F
Maine	2	0	3	5
Lake Superior State	1	3	0	4

First Period:

Maine – Patrice Tardif (Latendresse), 0:03

Maine – Chris Ferraro (Imes, P. Ferraro), 7:10

LSSU – Mike Bachusz (Angelelli, Ness), 17:02

Second Period:

LSSU – Clayton Beddoes (unassisted), 7:01 (PP)

LSSU – John Hendry (Beddoes), 15:46

LSSU – Wayne Strachan (Hullett), 18:42

Third Period:

Maine – Jim Montgomery (Kariya), 4:19

Maine – Jim Montgomery (Imes, Kariya), 7:40

Maine – Jim Montgomery (Kariya), 8:54 (PP)

Shots on Goal:

Maine – 11-10-8 – 29

LSSU – 6-10-8 – 24

Saves:

Maine – Dunham 12, Snow 8

LSSU – Blaine Lacher 24

Penalties: Maine 5-10; LSSU 6-12

Power Plays: Maine 1 for 3; LSSU 1 for 2

Most Outstanding Player: Jim Montgomery (Maine)

1995 NCAA CHAMPIONSHIP GAME

April 1, 1995 • Providence Civic Center • Providence, R.I.

	1	2	3	F
Boston University	1	2	3	6
Maine	0	1	1	2

First Period:

BU – Steve Thornton (unassisted), 14:57 (PP)

Second Period:

BU – Chris O'Sullivan (Thornton, Grier), 7:27

BU – Jacques Joubert (Linna, Prendergast), 9:15 (PP)

Maine – Tim Lovell (Frenette, Thompson), 14:51

Third Period:

Maine – Trevor Roenick (Rodrigue, Tory), 0:31 (PP)

BU – Mike Sylvia (Bates, Pandolfo), 5:23

BU – Chris O'Sullivan (Brennan, Grier), 8:30 (PP)

BU – Bob Lachance (Thornton), 18:47 (SH)

Shots on Goal:

BU – 11-14-14 – 39

Maine – 9-5-9 – 23

Saves:

BU – Tom Noble 21

Maine – Blair Allison 33

Penalties: BU 10-20; Maine 6-12

Power Plays: BU 3 for 4; Maine 1 for 8

Most Outstanding Player: Chris O'Sullivan (BU)

1999 NCAA CHAMPIONSHIP GAME

April 3, 1999 • Arrowhead Pond • Anaheim, Calif.

	1	2	3	OT	F
Maine	1	1	0	1	3
New Hampshire	0	1	1	0	2

First Period:

Maine – Ben Guite (Vitorino, Kerluke), 15:47 (PP)

Second Period:

Maine – Niko Dimitrakos (Cullen, Metcalf), 4:10

UNH – Darren Haydar (Souza, Conklin), 15:58

Third Period:

UNH – Mike Souza (Krog, Haydar), 3:33

Overtime:

Maine – Marcus Gustafsson (Larose), 10:50

Shots on Goal:

Maine – 12-11-7-9 – 36

UNH – 16-19-8-5 – 48

Saves:

Maine – Alfie Michaud 46

UNH – Ty Conklin 36

Penalties: Maine 8-16; UNH 9-26

Power Plays: Maine 1 for 7; UNH 0 for 7

Most Outstanding Player: Alfie Michaud (Maine)

2001 NCAA CHAMPIONSHIP GAME

April 7, 2001 • Pepsi Arena • Albany, NY

	1	2	3	OT	F
Boston College	0	2	0	1	3
North Dakota	0	0	2	0	2

First Period:

No scoring

Second Period:

BC – Chuck Kobasew (Giuliano), 5:26 (PP)

BC – Mike Lephart (Forrest, Allen), 8:50

Third Period:

UND – Tim Skarperud (Roche, Lundbohm), 16:18 (PP)

UND – Wes Dorey (Schneekloth, Lundbohm), 19:24

Overtime:

BC – Krys Kolanos (Voce, Kobasew), 4:43

Shots on Goal:

BC – 9-12-7-3 – 31

UND – 9-9-16-3 – 37

Saves:

BC – Scott Clemmensen 35

UND – Karl Goehring 28

Penalties: BC 7-14; UND 7-14

Power Plays: BC 1 for 7; UND 1 for 7

Most Outstanding Player: Chuck Kobasew (BC)

2008 NCAA CHAMPIONSHIP GAME

APRIL 12, 2008 • PEPSI CENTER • DENVER, COLO.

	1	2	3	F
Boston College	0	3	1	4
Notre Dame	0	1	0	1

First Period:

No Goals

Second Period:

BC - Nathan Gerbe (Gibbons, Smith), 2:23

BC - Nathan Gerbe (Smith, Bertram), 5:37

BC - Joe Whitney (Gerbe, Ferriero), 8:11

ND - Kevin Deeth (Lawson, Cole), 9:07

Third Period:

BC - Ben Smith (Gerbe, Gibbons), 5:31

Shots on Goal:

BC - 7-11-5 - 23

ND - 5-8-8 - 21

Saves:

BC - John Muse 20

ND - Jordan Pearce 19

Penalties: BC 8-16; ND 5-10

Power Plays: BC 2 for 5; ND 0 for 8

Most Outstanding Player: Nathan Gerbe (BC)

2010 NCAA CHAMPIONSHIP GAME

April 10, 2010 • Ford Field • Detroit, Mich.

	1	2	3	F
Boston College	1	0	4	5
Wisconsin	0	0	0	0

First Period:

BC - Ben Smith (S. Whitney, J. Whitney), 12:57

Second Period:

No Scoring

Third Period:

BC - Cam Atkinson (J. Whitney, Gibbons), 1:38

BC - Jimmy Hayes (Hayes, Samuelsson), 3:40

BC - Cam Atkinson (Gibbons, J. Whitney), 7:20

BC - Matt Price (unassisted), 15:29

Shots on Goal:

BC - 12-6-8 - 26

WIS - 5-9-6 - 20

Saves:

BC - John Muse 20

WIS - Scott Gudmandson 21

Penalties: BC 4-8; WIS 6-12

Power Plays: BC 2-5; WIS 0-3

Most Outstanding Player: Ben Smith (BC)

2009 NCAA CHAMPIONSHIP GAME

April 11, 2009 • Verizon Center • Washington, D.C.

	1	2	3	OT	F
Miami	1	2	0	0	3
Boston Univeristy	1	0	2	1	4

First Period:

BU -- Chris Connolly (Warsofsky, Gryba), 15:15

Second Period:

MIA -- Gary Steffes (Miele, Palmer), 2:01

Third Period:

MIA -- Tommy Wingels (Camper), 12:31

MIA -- Trent Vogelhuber (Kaufman), 15:52

BU -- Zach Cohen (Bonino, Brandon Yip), 19:00

BU -- Nick Bonino (Gilroy, Higgins), 19:42

Overtime:

BU -- Colby Cohen (Shattenkirk, Connolly), 11:47

Shots on Goal:

MIA -- 10-9-9-4 -- 32

BU -- 9-7-7-9 -- 32

Saves:

MIA -- Cody Reichard- 28

BU -- Kieran Millan- 29

Penalties: Miami 3-6; BU 8-16

Power Plays: Miami 0-7; BU 0-2

Most Outstanding Player: Colby Cohen (BU)

2012 NCAA CHAMPIONSHIP GAME

April 7, 2012 • Tampa Bay Times Forum • Tampa, Fla.

	1	2	3	F
Ferris State	1	0	0	1
Boston College	2	0	2	4

First Period:

BC - Steven Whitney - 15 (Almeida), 3:18

FSU- Garrett Thompson - 11 (Huff, Ouellette), 5:19

BC- Paul Carey - 18 (Dumoulin, Mullane), 10:33 (PP)

Second Period:

No Scoring

Third Period:

BC- Johnny Gaudreau - 21 (Hayes, Wey), 16:58

BC- Steven Whitney- 16 (Arnold), 18:57

Shots on Goal:

FSU - 7-15-6 - 28

BC - 8-14-15 - 37

Saves:

FSU - Taylor Nelson 33

BC - Parker Milner 27

Penalties: FSU 4-8; BC 5-10

Power Plays: FSU 0-4; BC 1-3

Most Outstanding Player: Parker Milner (BC)

2015 NCAA CHAMPIONSHIP GAME
April 11, 2015 • TD Garden • Boston, Mass.

	1	2	3	F
Providence	1	1	2	4
Boston University	2	1	0	3

First Period:

PC – Anthony Florentino (Acciari, Luke), 9:25

BU – Ahti Oksanen, 12:50

BU – Danny O'Regan (Eichel), 12:54

Second Period:

PC – Mark Jankowski (Mingoia, Mauermann), 4:29 (PP)

BU – Cason Hohmann (Oksanen), 11:36

Third Period:

PC – Tom Parisi, 11:24

PC – Brandon Tanev (Rooney), 13:43

Shots on Goal:

PC – 6-17-20 – 43

BU – 18-22-12 – 52

Saves:

PC – Jon Gillies 49

BU – Matt O'Connor 39

Penalties: Providence 1-2; BU 3-6

Power Plays: Providence 1 for 3; BU 0 for 1

Most Outstanding Player: Jon Gillies (Providence)

REGULAR SEASON QUICK REFERENCE

Year	Season Champion	Player of the Year	Rookie of the Year	Coach of the Year	Scoring Leader	GAA Leader
1984-85	Boston College 24-9-1	Chris Terreri Providence	Ken Hodge Boston College	Len Ceglarski Boston College	Tim Army, PC 60 points	Chris Terreri, PC 3.49 GAA
1985-86	Boston College 23-9-2	Scott Harlow Boston College	Scott Young, BU Al Loring, ME	Jack Parker Boston University	Scott Harlow, BC 67 points	Scott Gordon, BC 3.42 GAA
1986-87	Boston College 26-6-0	Brian Leetch Boston College	Brian Leetch Boston College	Bill Riley, Jr. Lowell	Craig Janney, BC 74 points	Scott King, ME 3.06 GAA
1987-88	Maine 20-4-2	Mike McHugh Maine	Mario Thyer Maine	Shawn Walsh Maine	David Capuano, ME 59 points	Scott King, ME 2.97 GAA
1988-89	Boston College 16-6-4	Greg Brown Boston College	Rob Gaudreau, PC Scott Pellerin, ME	Fern Flaman Northeastern	Tim Sweeney, BC 48 points	David Littman, BC 3.04 GAA
1989-90	Boston College 15-6-0	Greg Brown Boston College	Scott Cashman Boston University	Shawn Walsh (2) Maine	David Emma, BC 44 points	Scott King, ME 2.35 GAA
1990-91	Boston College 16-5-0	David Emma Boston College	Jeff Levy New Hampshire	Dick Umile New Hampshire	David Emma, BC 51 points	Scott LaGrand, BC 3.02 GAA
1991-92	New Hampshire 15-4-2	Scott Pellerin Maine	Ian Moran, BC Craig Darby, PC	Jack Parker (2) Boston University	Mike Boback, PC 39 points	Derek Herlofsky, BU 2.45 GAA
1992-93	Maine 22-1-1	Paul Kariya Maine	Paul Kariya Maine	Shawn Walsh (3) Maine	Paul Kariya, ME 63 points	Garth Snow, ME 2.01 GAA
1993-94	Boston University 21-3-0	Dwayne Roloson UMass Lowell	Greg Bullock UMass Lowell	Bruce Crowder UMass Lowell	Mike Pomichter, BU 33 points	Derek Herlofsky, BU 2.27 GAA
1994-95	BU 16-5-3 Maine 15-3-6	Chris Imes Maine	Mark Mowers New Hampshire	Shawn Walsh (4) Maine	Greg Bullock, UML 47 points	Blair Allison, ME 2.72 GAA
1995-96	Boston University 17-5-2	Jay Pandolfo Boston University	Marty Reasoner Boston College	Bruce Crowder (2) UMass Lowell	Chris Drury, BU 42 points	Tom Noble, BU 2.89 GAA
1996-97	BU 16-4-4 UNH 18-6-0	Chris Drury Boston University	Greg Koehler UMass Lowell	Dick Umile (2) New Hampshire	Chris Drury, BU 41 points	Michel Larocque, BU 2.57 GAA
1997-98	Boston University 18-4-2	Chris Drury Boston University	Brian Gionta Boston College	Bruce Crowder (3) Northeastern	Tom Nolan, UNH (42) Marty Reasoner, BC	Michel Larocque, BU 1.74 GAA
1998-99	New Hampshire 18-3-3	Jason Krog New Hampshire	Darren Haydar New Hampshire	Dick Umile (3) New Hampshire	Jason Krog, UNH 53 points	Ty Conklin, UNH 1.64 GAA
1999-00	Boston University 15-3-6	Ty Conklin, UNH Mike Mottau, BC	Rick DiPietro Boston University	Jack Parker (3) Boston University	Cory Larose, ME 33 points	Scott Clemmensen, BC 1.98 GAA
2000-01	Boston College 17-5-2	Brian Gionta Boston College	Chuck Kobasew Boston College	Paul Pooley Providence	Brian Gionta, BC 35 points	Ty Conklin, UNH 1.83 GAA
2001-02	New Hampshire 17-4-3	Darren Haydar New Hampshire	Sean Collins New Hampshire	Dick Umile (4) New Hampshire	Darren Haydar, UNH 42 points	Mike Ayers, UNH 1.79 GAA
2002-03	BC 16-6-2 UNH 15-5-4	Mike Ayers, UNH Ben Eaves, BC	Jimmy Howard Maine	Don Cahoon Massachusetts	Ben Eaves, BC 42 points	Matti Kaltiainen, BC 2.20 GAA, .898 save%
2003-04	Boston College 17-4-3	Steve Saviano New Hampshire	Michel Léveillé Maine	Jerry York Boston College	Ryan Shannon, BC Tony Voce, BC (27 points)	Jimmy Howard, ME 1.15 GAA, .953 save%
2004-05	Boston College 14-3-7	Patrick Eaves Boston College	Peter Vetri UMass Lowell	Jack Parker (4) Boston University	Jason Guerriero, NU 34 points	Matti Kaltiainen, BC 1.81 GAA, .921 save%

REGULAR SEASON QUICK REFERENCE

Year	Season Champion	Player of the Year	Rookie of the Year	Coach of the Year	Scoring Leader	GAA Leader
2005-06	Boston University 17-7-3	Chris Collins Boston College	Brandon Yip Boston University	Jack Parker (5) Boston University	Chris Collins, BC 39 points	Cory Schneider, BC 1.96 GAA, .932 save%
2006-07	New Hampshire 18-7-2	John Curry Boston University	Teddy Purcell Maine	Dick Umile (5) New Hampshire	Brian Boyle, BC 37 points	John Curry, BU 1.85 GAA, .934 save%
2007-08	New Hampshire 19-5-3	Kevin Regan New Hampshire	Colin Wilson Boston University	Kevin Sneddon Vermont	Bryan Ewing, BU 35 points	Kevin Regan, UNH 1.83 GAA, .940 save%
2008-09	Boston University 18-5-4	Brad Thiessen Northeastern	Kieran Millan Boston University	Greg Cronin Northeastern	James Marcou, UMass Colin Wilson, BU 35 points	Brad Thiessen, NU 2.09 GAA, .932 save%
2009-10	New Hampshire 15-6-6	Bobby Butler New Hampshire	Stephane Da Costa Merrimack	Mark Dennehy, MC Dick Umile, UNH (6)	Bobby Butler, UNH Gustav Nyquist, ME 41 points	Carter Hutton, UML 2.35 GAA, .925 save%
2010-11	Boston College 20-6-1	Paul Thompson New Hampshire	Charlie Coyle Boston University	Jerry York (2) Boston College	Paul Thompson, UNH 42 points	John Muse, BC 1.84 GAA, .933 save%
2011-12	Boston College 19-7-1	Spencer Abbott Maine	Scott Wilson UMass-Lowell	Norm Bazin UMass Lowell	Spencer Abbott, ME 38 points	Parker Milner, BC 1.85 GAA, .928 save%
2012-13	UMass Lowell 16-9-2	Johnny Gaudreau Boston College	Jon Gillies Providence	Norm Bazin (2) UMass Lowell	Johnny Gaudreau, BC 36 points	Connor Hellebuyck 1.38 GAA, .948 save%
2013-14	Boston College 16-2-2	Johnny Gaudreau Boston College	Mario Puskarič Vermont	Jerry York (3) Boston College	Johnny Gaudreau, BC 36 points	Thatcher Demko, BC 1.35 GAA, .948 save%
2014-15	Boston University 14-5-3	Jack Eichel Boston University	Jack Eichel Boston University	David Quinn Boston University	Jack Eichel, BU 44 points	Jon Gillies, PC 1.74 GAA, .939 save%
2015-16	BC 15-2-5 PC 16-3-3	Thatcher Demko - BC Kevin Boyle - UML	Colin White Boston College	Nate Leaman Providence	Andrew Poturalski, UNH 31 points	Nick Ellis, PC 1.80 GAA, .936 save%
2016-17	UML 14-7-1 BU 13-6-3 BC 13-6-3	Zach Aston-Reese Northeastern	Clayton Keller Boston University	Norm Bazin (3) UMass Lowell	Tyler Kelleher, UNH 37 points	Jake Oettinger, BU 2.09, .927 save%
2017-18	Boston College 18-6-0	Adam Gaudette Northeastern	Logan Hutsko Boston College	Jerry York (4) Boston College	Adam Gaudette, NU 35 points	Cayden Primeau, NU 1.79 GAA, .937 save%
2018-19	Massachusetts 18-6-0	Cale Makar Massachusetts	Joel Farabee Boston University	Greg Carvel Massachusetts	Mitchell Chaffee, UMass 31 points	Hayden Hawkey, PC 1.74 GAA, .923 save%
2019-20	Boston College 17-6-1	Jeremy Swayman Maine	Alex Newhook Boston College	Dennis "Red" Gendron Maine	Jack Dugan, PC 35 points	Matt Murray, UMA 1.88 GAA, .917 save%
2020-21	No Champion Awarded (COVID-19)	Spencer Knight Boston College	Josh Lopina, UMA Nikita Nesterenko, BC	Jerry York (5) Boston College	Jonny Evans, UConn 28 points	Filip Lindberg, UMA 1.61 GAA, .937 save%

All-Time Regular Season Records

School	Seasons	Games	W	L	T	OW-OL	SW
Boston College	37	922	544	289	89	3-2	0
Boston University	37	915	508	293	114	3-1	1
UConn	7	160	61	80	19	1-4	2
Maine	37	916	457	361	98	0-1	2
Massachusetts	27	660	215	379	66	1-1	1
UMass Lowell	37	917	378	448	91	1-1	0
Merrimack	32	767	211	469	87	0-1	0
New Hampshire	37	922	422	361	118	3-2	2
Northeastern	37	921	352	453	116	1-0	3
Notre Dame*	4	86	46	27	13	--	--
Providence	37	924	381	422	121	0-0	2
Vermont	16	386	126	194	66	0-0	0

*former member

as of March 10, 2021

TOURNAMENT COACHING RECORDS

Coach	School	Years	Games	Record	Titles
Jerry York *	Boston College	1995-	89	64-24-1	9 ('98, '99, '01, '05, '07, '08, '10, '11, '12)
Jack Parker	Boston University	1985 - 2013	98	62-35-1	7 ('86, '91, '94, '95, '97, '06, '09)
Dick Umile	New Hampshire	1991 - 2018	93	51-41-1	2 ('02, '03)
Shawn Walsh	Maine	1985 - 2001 ^	45	31-14	4 ('89, '92, '93, '00)
Tim Whitehead	Career	1997 - 2013	49	24-24-1	1 ('04)
	UMass Lowell	1997-2001	14	6-7-1	--
	Maine	2001-2013	35	18-17-0	1 ('04)
Norm Bazin *	UMass Lowell	2012 -	35	23-12	3 ('13, '14, '17)
Kevin Sneddon	Vermont	2004 - 2020	43	18-25	--
Nate Leaman *	Providence	2012 -	30	17-13	--
Jim Madigan *	Northeastern	2012 -	23	15-8	2 ('16, '19)
Paul Pooley	Providence	1995 - 2005	32	13-19	1 ('96)
David Quinn	Boston University	2013 - 2018	16	12-4	2 ('15, '18)
Mark Dennehy	Merrimack	2006 - 2018	29	12-17	--
Len Ceglarski	Boston College	1985 - 1992	18	10-7-1	2 ('87, '90)
Bruce Crowder	Career	1992-96, 2005-11	29	10-19-1	--
	UMass Lowell	1992 - 1996	16	8-7-1	--
	Northeastern	2005 - 11	14	2-12-0	--
Mike McShane	Providence	1986 - 1994	23	9-13-1	--
Jeff Jackson	Notre Dame	2014 -	16	8-8	--
Greg Cronin	Career	1996, 2005-11	17	8-9	--
	Maine	1996 ^	4	3-1	--
	Northeastern	2005 - 11	13	5-8	--
Don "Toot" Cahoon	Massachusetts	2001 - 2012	25	8-17	--
Blaise McDonald	UMass Lowell	2001 - 2011	22	7-15	--
Greg Carvel *	Massachusetts	2016 -	13	7-6	1 ('21)
Fern Flaman	Northeastern	1985 - 89	12	5-7	1 ('88)
Fernie Flaman	Northeastern	1985 - 1989	12	5-7	--
Bill Riley	UMass Lowell	1985 - 1991	16	5-10-1	--
Steve Stirling	Providence	1985	4	4-0	1 ('85)
Steve Cedorchuk	Boston College	1993 - 1994	4	4-0	--
Steve Stirling	Providence	1985	4	4-0	--
Red Gendron *	Maine	2013 -	17	4-13	--
Ron Anderson	Merrimack	1985 - 1998	16	3-13	--
Albie O'Connell *	Boston University	2019 -	5	2-3	--
Bob Kullen	New Hampshire	1987-1990	5	2-3	--
Don McKenney	Northeastern	1990 - 1991	5	2-3	--
Ben Smith	Northeastern	1992 - 1996	10	2-7-1	--
Mike Souza *	New Hampshire	2019 -	4	1-3	--
Charlie Holt	New Hampshire	1985 - 1986	4	1-2	--
John Micheletto	Massachusetts	2013 - 2016	6	1-5	--
Joe Mallen	Massachusetts	1994 - 2000	10	1-9	--
Scott Borek *	Merrimack	2019 -	0	0-0	--
Todd Woodcroft *	Vermont	2021 -	1	0-1	--
Tim Army	Providence	2006 - 2011	6	0-6	--
Mike Cavanaugh *	UConn	2014 -	9	0-9	--
Chris Serino	Merrimack	1999 - 2005	12	0-12	--

*active

^ Shawn Walsh was suspended for the 1996 tournament and Greg Cronin served as head coach as of March 21, 2021

ALL-TIME TOURNAMENT RESULTS

Season	Opening Round	Quarterfinals	Semifinals	Final	Consolation
1985	--	No. 5 UL def. No. 4 UNH (7-6, 4-8, 1-0) No. 2 BU def. No. 7 ME (7-4, 4-2) No. 3 PC def. No. 6 NU (3-2, 3-0)	No. 3 PC def. No. 2 BU (5-2) No. 1 BC def. No. 5 UL (6-5)	No. 3 PC def. No. 1 BC (2-1, 2OT)	No. 2 BU def. No. 5 UML (6-4)
1986	--	No. 6 UL def. No. 3 NU (4-2, 3-4) No. 2 BU def. No. 7 UNH (1-1, 4-3) No. 4 PC def. No. 5 ME (5-4, 5-2)	No. 2 BU def. No. 4 PC (3-2) No. 1 BC def. No. 6 UL (5-2)	No. 2 BU def. No. 1 BC (9-4)	No. 6 UML 8 def. No. 4 PC (8-5)
1987	--	No. 3 NU def. No. 4 BU (3-2) No. 3 ME def. No. 6 PC (5-2)	No. 3 Maine def. No. 2 UL (5-4) No. 1 BC def. No. 5 NU (9-3)	No. 1 BC def. No. 3 ME (4-2)	--
1988	--	No. 4 UL def. No. 5 BC (3-3, 5-2) No. 6 PC def. No. 3 BU (3-2, 6-4)	No. 2 NU def. No. 4 UL (3-1, 1-2) No. 1 ME def. No. 6 PC (6-5, 11-2)	No. 2 NU def. No. 1 ME (4-3)	--
1989	--	No. 4 PC def. No. 5 BU (3-2) No. 3 NU def. No. 6 UNH (5-4, OT)	No. 1 BC def. No. 4 PC (6-5, 2OT) No. 2 Maine def. No. 3 NU (3-2, OT)	No. 2 Maine def. No. 1 BC (5-4)	No. 4 PC def. No. 3 NU (3-2)
1990	--	No. 1 BC def. No. 8 MC (3-1, 3-6, 8-5) No. 2 ME def. No. 7 UL (7-3, 16-0) No. 3 BU def. No. 6 NU (3-4, 5-2, 5-3) No. 5 UNH def. No. 4 PC (1-5, 2-0, 7-4)	No. 3 ME def. No. 3 BU, 3-1 No. 1 BC def. No. 5 UNH, 5-4 (OT)	No. 1 BC def. No. 3 ME, 4-3	--
1991	--	No. 8 NU def. No. 1 BC (6-5) No. 2 ME def. No. 7 UML (5-3) No. 3 BU def. No. 6 MC (7-1) No. 4 PC def. No. 5 UNH (4-1)	No. 3 BU def. No. 4 PC (7-5) No. 2 ME def. No. 8 NU (4-3, OT)	No. 3 BU def. No. 2 ME (4-3, OT)	--
1992	--	No. 1 ME def. No. 8 MC (7-0) No. 2 UNH def. No. 7 NU (4-2) No. 3 PC def. No. 6 UML (7-0) No. 5 BC def. No. 4 BU (5-2)	No. 1 ME def. No. 5 BC (7-3) No. 2 UNH def. No. 3 PC (5-3)	No. 1 ME def. No. 2 UNH (4-1)	
1993	--	No. 1 ME def. No. 8 NU (6-1, 9-5) No. 2 BU def. No. 7 BC (6-2, 5-1) No. 3 UNH def. No. 6 MC (5-3, 9-2) No. 4 UML def. No. 5 PC (7-4, 3-3, OT)	No. 1 ME def. No. 4 UML (7-5) No. 2 BU def. No. 3 UNH (2-0)	No. 1 ME def. No. 2 BU (5-2)	No. 4 UML def. No. 3 UNH (5-4, OT)
1994	--	No. 1 BU def. No. 8 ME (8-5, 4-3) No. 2 UML def. No. 7 MC (7-1, 3-0) No. 3 UNH def. No. 6 BC (4-1, 6-5, 2OT) No. 4 NU def. No. 5 PC (4-3, 2-1, OT)	No. 1 BU def. No. 4 NU (5-2) No. 2 UML def. No. 3 UNH (4-2)	No. 1 BU def. No. 2 UML (3-2)	No. 3 UNH ties No. 4 NU (4-4)
1995	No. 9 UMA def. No. 8 BC (5-4)	No. 1 ME def. No. 9 UMA (7-4) No. 2 BU def. No. 7 MC (4-3) No. 6 PC def. No. 3 UNH (3-2, OT) No. 5 UML def. No. 4 NU (5-2)	No. 2 BU def. No. 5 UML (4-2) No. 6 PC def. No. 1 ME (7-3)	No. 2 BU def. No. 6 PC (3-2)	No. 1 ME def. No. 5 UML (6-0)
1996	--	No. 1 BU def. No. 8 UMA (5-2, 14-1) No. 2 UML def. No. 7 NU (7-3, 4-3) No. 3 ME def. No. 6 UNH (4-2, 8-4) No. 4 PC def. No. 5 BC (5-2, 4-2)	No. 3 ME def. No. 2 UML (5-2) No. 4 PC def. No. 1 BU (5-4)	No. 4 PC def. No. 3 ME (3-2)	No. 1 BU def. No. 2 UML (7-3)
1997	--	No. 1 BU def. No. 8 NU (6-2, 7-1) No. 2 UNH def. No. 7 UMA (5-1, 8-2) No. 6 UML def. No. 3 PC (6-2, 6-5) No. 5 BC def. No. 4 MC (7-6, 5-3)	No. 1 BU def. No. 6 UML (3-2) No. 2 UNH def. No. 5 BC (4-0)	No. 1 BU def. No. 2 UNH (4-2)	No. 5 BC ties No. 6 UML (2-2, OT)
1998	--	No. 8 MC def. No. 1 BU (4-1, 5-6, 5-4) No. 2 BC def. No. 7 PC (4-3, 6-3) No. 6 ME def. No. 3 UNH (3-2, 2OT, 5-3) No. 5 UML def. No. 4 NU (8-2, 2-3, 5-1)	No. 2 BC def. No. 8 MC (7-2) No. 6 ME def. No. 5 UML (6-2)	No. 2 BC def. No. 6 ME (3-2)	--
1999	--	No. 1 UNH def. No. 8 MC (3-2, 5-4) No. 2 ME def. No. 7 UMA (3-1, 5-2) No. 3 BC def. No. 6 UML (5-0, 5-4) No. 4 PC def. No. 5 BU (8-2, 2-8, 5-1)	No. 3 BC def. No. 2 ME (3-2) No. 1 UNH def. No. 4 PC (6-2)	No. 3 BC def. No. 1 UNH (5-4, OT)	--
2000	--	No. 1 BU def. No. 8 UMA (4-2, 5-2) No. 2 UNH def. No. 7 MC (5-2, 3-2, OT) No. 3 BC def. No. 6 NU (8-4, 3-2) No. 4 ME def. No. 5 PC (5-3, 5-4, OT)	No. 3 BC def. No. 2 UNH (2-1) No. 4 ME def. No. 1 BU (4-2)	No. 4 ME def. No. 3 BC (2-1)	--
2001	--	No. 1 BC def. No. 8 MC (1-0, 5-1) No. 2 ME def. No. 7 NU (2-1, 6-3) No. 3 PC def. No. 6 BU (6-3, 1-2, 4-3, 2OT) No. 5 UML def. No. 4 UNH (2-4, 2-1, 2-1)	No. 1 BC def. No. 5 UML (5-1) No. 3 PC def. No. 2 ME (4-3)	No. 1 BC def. No. 3 PC (5-3)	--
2002	--	No. 1 UNH def. No. 8 MC (6-2, 5-4, OT) No. 2 BU def. No. 7 PC (3-2, 4-2) No. 3 ME def. No. 6 BC (7-3, 4-2) No. 4 UML def. No. 5 NU (5-2, 2-4, 3-1)	No. 1 UNH def. No. 4 UML (4-3) No. 3 ME def. No. 2 BU (4-3)	No. 1 UNH def. No. 3 ME (3-1)	

ALL-TIME TOURNAMENT RESULTS

Season	Opening Round	Quarterfinals	Semifinals	Final
2003	--	No. 1 UNH def. No. 8 UML (8-4, 8-4) No. 2 BC def. No. 7 MC (4-1, 2-1) No. 6 UMA def. No. 3 ME (5-3, 4-2) No. 5 BU def. No. 4 PC (5-4 OT, 7-1)	No. 1 UNH def. No. 6 UMA (5-4) No. 5 BU def. No. 2 BC (6-5, 2OT)	No. 1 UNH def. No. 5 BU (1-0 OT)
2004	--	No. 8 BU def. No. 1 BC (3-2, 0-4, 4-2) No. 2 ME def. No. 7 MC (2-1, 3-2) No. 3 UMA def. No. 6 UML (6-3, 3-1) No. 4 UNH def. No. 5 PC (2-1, 3-4 OT, 1-0)	No. 3 UMA def. No. 4 UNH (5-2) No. 2 ME def. No. 8 BU (1-0)	No. 2 ME def. No. 3 UMA (2-1, 3OT)
2005	--	No. 1 BC def. No. 8 UMA (3-2 OT, 5-1) No. 2 BU def. No. 7 PC (1-4, 2-0, 2-0) No. 3 UNH def. No. 6 NU (6-1, 4-0) No. 4 ME def. No. 5 UML (7-2, 5-1)	No. 1 BC def. No. 4 ME (2-1, 2OT) No. 3 UNH def. No. 2 BU (5-2)	No. 1 BC def. No. 3 UNH (3-1)
2006	--	No. 1 BU def. No. 8 UMA (4-1, 4-1) No. 2 ME def. No. 7 UML (4-3 OT, 4-3) No. 3 BC def. No. 6 UVM (3-2 OT, 6-2) No. 4 UNH def. No. 5 PC (4-0, 2-1, 2OT)	No. 3 BC def. No. 2 ME (4-1) No. 1 BU def. No. 4 UNH (4-2)	No. 1 BU def. No. 3 BC (2-1 OT)
2007	--	No. 1 UNH def. No. 8 PC (4-0, 6-0) No. 2 BC def. No. 7 NU (3-0, 7-1) No. 3 BU def. No. 6 UVM (2-3, 2-0, 3-2 OT) No. 4 UMA def. No. 5 ME (3-2, 5-2)	No. 1 UNH def. No. 4 UMA (3-2, 2OT) No. 2 BC def. No. 3 BU (6-2)	No. 2 BC def. No. 1 UNH (5-2)
2008	--	No. 1 UNH def. No. 8 UMA (4-1, 7-2) No. 2 BU def. No. 7 UML (5-3, 1-4, 4-2) No. 3 UVM def. No. 6 NU (1-0, 1-2 OT, 4-1) No. 4 BC def. No. 5 PC (5-1, 5-1)	No. 4 BC def. No. 1 UNH (5-4, 3OT) No. 3 UVM def. No. 2 BU (3-1)	No. 4 BC def. No. 3 UVM (4-0)
2009	--	No. 1 BU def. No. 8 ME (2-1, 3-6, 6-2) No. 2 NU def. No. 7 UMA (1-2, 4-1, 3-2 OT) No. 6 BC def. No. 3 UNH (5-3, 1-0) No. 5 UML def. No. 4 UVM (4-3 OT, 4-2)	No. 1 BU def. No. 6 BC (3-2) No. 5 UML def. No. 2 NU (3-2 OT)	No. 1 BU def. No. 5 UML (1-0)
2010	--	No. 8 UVM def. No. 1 UNH (4-7, 1-0, 1-0 OT) No. 2 BC def. No. 7 UMA (6-5, 5-2) No. 3 BU def. No. 6 MC (3-2, 2-3 OT, 3-0) No. 4 ME def. No. UML (1-2, 2-0, 3-2 OT)	No. 4 ME def. No. 3 BU (5-2) No. 2 BC def. No. 8 UVM (3-0)	No. 2 BC def. No. 4 ME (7-6 OT)
2011	--	No. 1 BC def. No. 8 UMA (4-1, 4-2) No. 2 UNH def. No. 7 UVM (3-1, 4-3) No. 6 NU def. No. 3 BU (4-2, 2-5, 5-4) No. 4 MC def. No. 5 ME (5-4, 6-2)	No. 1 BC def. No. 6 NU (5-4) No. 4 MC def. No. 2 UNH (4-1)	No. 1 BC def. No. 4 MC (5-3)
2012	--	No. 1 BC def. No. 8 UMA (2-1, 3-2) No. 7 PC def. No. 2 UML (5-3, 2-3 OT, 1-0) No. 3 BU def. No. 6 UNH (2-3, 2OT, 4-2, 5-4 2OT) No. 4 ME def. No. 5 MC (2-1, 2-5, 2-1)	No. 1 BC def. No. 7 PC (4-2) No. 4 ME def. No. 3 BU (5-3)	No. 1 BC def. No. 4 ME (4-1)
2013	--	No. 1 UML def. No. 8 ME (4-1, 2-1 OT) No. 2 BC def. No. 7 UVM (4-2, 4-1) No. 3 BU def. No. 6 MC (3-0, 5-3) No. 4 PC def. No. 5 UNH (3-2, 1-4, 3-2)	No. 1 UML def. No. 4 PC (2-1) No. 3 BU def. No. 2 BC (6-3)	No. 1 UML def. No. 3 BU (1-0)
2014	No. 6 ME def. No. 11 MC (2-0) No. 7 UVM def. No. 10 UMA (2-1) No. 8 ND def. No. 9 BU (3-2)	No. 8 ND def. No. 1 BC (7-2, 2-4, 4-2) No. 2 UML def. No. 7 UVM (3-2, 2-3 OT, 2-1) No. 3 PC def. No. 6 ME (3-1, 4-2) No. 4 UNH def. No. 5 NU (1-0, 4-5 OT, 5-4)	No. 2 UML def. No. 8 ND (4-0) No. 4 UNH def. No. 3 PC (3-1)	No. 2 UML def. No. 4 UNH (4-0)
2015	No. 5 ND def. No. 12 UMA (3-4 5OT, 5-3, 7-0) No. 11 MC def. No. 6 NU (3-2 OT, 2-1 2OT) No. 7 UVM def. No. 10 ME (4-2, 2-4, 3-2 OT) No. 8 UNH def. No. 9 UConn (5-2, 2-0)	No. 1 BU def. No. 11 MC (6-2, 5-0) No. 8 UNH def. No. 2 PC (2-1 OT, 1-2, 2-1 OT) No. 7 UVM def. No. 3 BC (2-4, 3-1, 1-0) No. 4 UML def. No. 5 ND (5-0, 2-4, 6-4)	No. 4 UML def. No. 7 UVM (4-1) No. 1 BU def. No. 8 UNH (4-1)	No. 1 BU def. No. 4 UML (5-3)
2016	No. 5 BU def. No. 12 UMass (2-1 OT, 5-4) No. 6 NU def. No. 11 ME (3-2 OT, 4-3 OT) No. 7 MC def. No. 10 UNH (1-3, 3-2 OT, 2-1) No. 9 UVM def. No. 8 UConn (2-1, 4-3)	No. 1 BC vs. No. 9 UVM (3-0, 2-3, 4-3 OT) No. 2 PC def. No. 7 MC (3-1, 2-0) No. 6 NU def. 3 ND (3-1, 6-4) No. 4 UML def. No. 5 BU (3-2, 5-0)	No. 6 NU def. No. 1 BC (5-4) No. 4 UML def. No. 2 PC (2-1 3OT)	No. 6 NU def. No. 4 UML (3-1)
2017	No. 5 PC def. No. 12 UMA (3-0, 5-1) No. 6 UVM def. No. 11 ME (5-0, 5-1) No. 10 UNH def. No. 7 MC (0-4, 4-0, 5-2) No. 8 NU def. No. 9 UConn (3-1, 6-2)	No. 1 UML def. No. 10 UNH (1-3, 3-1, 8-2) No. 2 BU def. No. 8 NU (3-2 OT, 3-2) No. 3 BC def. No. 6 UVM (7-0, 7-4) No. 4 ND def. No. 5 PC (5-0, 5-2)	No. 1 UML def. No. 4 ND (5-1) No. 3 BC def. No. 2 BU (3-2)	No. 1 UML def. No. 3 BC (4-3)
2018	No. 6 ME def. No. 11 UNH (4-1, 3-2) No. 10 MC def. No. 7 UML (2-1 OT, 3-2 OT) No. 8 UMA def. No. 9 UVM (3-2 OT, 3-4 OT, 5-1)	No. 1 BC def. No. 10 MC (1-0, 4-3 OT) No. 2 NU def. No. 8 UMass (3-2, 7-2) No. 3 PC def. No. 6 ME (4-3, 3-2) No. 4 BU def. No. 5 UConn (5-4 OT, 2-1)	No. 4 BU def. No. 1 BC (4-3 OT) No. 3 PC def. No. 2 NU (3-2 OT)	No. 4 BU def. No. 3 PC (2-0)

ALL-TIME TOURNAMENT RESULTS

Season	Opening Round	Quarterfinals	Semifinals	Final
2019	--	No. 1 UMA def. No. 8 UNH (5-4 OT, 6-0) No. 7 BC def. No. 2 PC (4-5 OT, 4-3 OT, 2-1) No. 3 NU def. No. 6 ME (2-1 OT, 2-1) No. 5 BU def. No. 4 UML (3-0, 4-6, 4-1)	No. 7 BC def. No. 1 UMA (3-0) No. 3 NU vs. No. 5 BU (2-1 OT)	No. 3 NU def. No. 7 BC (3-2)
2020	No Tournament Held (COVID-19 Pandemic)			
2021	No. 7 UML def. No. 10 UVM (5-3) No. 9 UNH def. No. 8 ME (7-2)	No. 1 BC def. No. 9 UNH (3-2) No. 7 UML def. No. 2 BU (2-1) No. 3 UMA def. No. 6 NU (4-1) No. 5 PC vs. No. 4 UC (6-1)	No. 7 UML def. No. 1 BC (6-5 2OT) No. 3 UMA def. No. 5 PC (5-2)	No. 3 UMA def. No. 7 UML (1-0)

HOCKEY EAST TOURNAMENT SKATER SUPERLATIVES

HAT TRICKS

Quarterfinals:

Jon Morris, Lowell ! (3/9/85; 8-4 loss at UNH)
Ralph Robinson, UNH (3/9/85; 8-4 win vs. UML)
Andy May, NU (3/4/89; 5-4 OT win vs. UNH)
Andy Heinze, MC (3/4/90; 6-3 win at BC)
Marty McInnis, BC (3/5/90; 8-5 win vs. MC) (5 goals)
Joe Sacco, BU (3/3/90; 5-2 win vs. NU) (5 goals)
Martin Robitaille, Maine (3/3/90; 16-0 win vs. UML) (4 goals)
David Emma, BC (2/27/91; 6-5 loss vs. NU)
Christian Sbrocca, UML (3/12/93; 7-4 win vs. PC)
Mike Pomichter, BU (3/12/93; 6-2 win vs. BC)
Peter Ferraro, Maine ! (3/14/93; 9-5 win vs. NU)
Bob Lachance, BU (3/11/94; 8-5 win vs. Maine)
Norm Bazin, UML (3/11/94; 3-0 win vs. MC)
Ryan Haggerty, BC (3/12/94; 6-5 2OT loss at UNH)
Jacques Joubert, BU (3/12/95; 4-3 win vs. MC)
Brad Purdie, Maine (3/8/96; 8-4 win vs. UNH)
Matt Wright, BU (3/8/97; 7-1 win vs. NU)
Albie O'Connell, BU (3/14/98; 6-5 win vs. MC)
Chris Drury, BU (3/15/98; 5-4 loss vs. MC)
Jason Krog, UNH (3/13/99; 5-4 win vs. MC) (4 goals)
Niko Dimitrakos, Maine (3/9/01; 6-3 win vs. NU)
Jim Abbott, UNH (3/7/02; 8-4 win vs. UML)
Ken Magowan, BU (3/7/03; 5-4 win at PC)
David Van der Gulik, BU (3/10/06; 4-1 win vs. UMass)
Chris Collins, BC (3/10/06; 6-2 win vs. UVM)
Matt Fornataro, UNH (3/15/08; 7-2 win vs. UMass)
Jerry Pollastrone, UNH (3/15/08; 7-2 win vs. UMass)
Carter Madsen, MC (3/12/11; 6-2 win vs. Maine)
Jimmy Hayes, BC (3/12/11; 4-2 win vs. UMass)
Matt Willows, UNH (3/16/13; 4-1 win at PC)
Kevin Goumas, UNH (3/16/14; 5-4 win vs. NU)

Semifinals:

Bob Corkum, Maine (3/15/87; 5-4 win vs. UML)
Mario Thyer, Maine ! (3/9/88; 11-2 win vs. PC)
Brady Kramer, PC (3/17/95; 7-3 win vs. Maine)
Jay Pandolfo, BU (3/15/96; 5-4 loss vs. PC)
Chuck Kobasew, BC ! (3/16/01; 5-1 win vs. UML)
Justin Maiser, BU (3/14/03; 6-5 OT win vs. BC)
David Van der Gulik, BU (3/17/06; 9-2 win vs. UNH)

Championship Game:

Peter Marshall, BU (3/15/86; 9-4 win vs. BC)
Matt Lombardi, BC (3/20/10; 7-6 OT win vs. Maine)

Consolation Game:

Rene Boudreault, PC (3/15/86; 8-5 win vs. UML)
Dave Pensa, UML (3/20/93; 5-4 win vs. UNH)
Eric Boguniecki, UNH ! (3/19/94; 4-4 tie vs. NU)

OVERTIME GOALS

Opening Round:

Shane Walsh, UMass (3/6/15 at ND)
Kyle Singleton, Merrimack (3/6/15 at NU)
Mathieu Tibbet, Merrimack (3/7/15 at NU)
Jonathan Turk, Vermont (3/8/15 vs. Maine)
Ludvig Larsson, Merrimack (3/4/16 vs. UNH)
Matt Benning, Northeastern (3/4/16 vs. Maine)
Bobo Carpenter, Boston Univ. (3/4/16 vs. UMass)
Kevin Roy, Northeastern (3/5/16 vs. Maine)
Philip Lagunov, UMass (3/1/18 vs. UVM)
Cory Thomas, UVM (3/2/18 at UMass)
Ludvig Larsson, MC (3/2/18 at UML)
Jace Hennig, MC (3/3/18 at UML)

Quarterfinals:

Keith Cyr, NU ! (3/4/89 vs. UNH)
Eric Boguniecki, UNH ! (3/12/94 vs. BC)
Tomas Persson, NU (3/12/94 vs. PC)
David Green, PC (3/9/95 vs. UNH)
Ben Guite, Maine (3/13/98 at UNH)
Mike Souza, UNH (3/10/00 vs. MC)
Brendan Walsh, Maine (3/10/00 vs. PC)
Marc Suderman, PC (3/11/01 vs. BU)
Steve Saviano, UNH (3/9/02 vs. MC)
Bryan Miller, BU * (3/7/03 at PC)
Colin McDonald, PC ! (3/12/04 at UNH)
Stephen Gionta, BC (3/11/05 vs. UMass)
Peter Harrold, BC * (3/9/06 vs. UVM)
Keith Johnson, Maine (3/10/06 vs. UML)
Daniel Winnik, UNH (3/10/06 vs. PC)
Brandon Yip, BU (3/10/07 vs. UVM)
Dennis McCauley, NU (3/15/08; 2-1 win vs. UVM)
Maury Edwards, UML * (3/13/09; 4-3 win vs. UVM)
Alex Tuckerman, NU (3/15/09; 3-2 win vs. UMass)
Joe Cucci, MC (3/13/10; 3-2 win at BU)
Jay Ancia, UVM (3/14/10; 1-0 win at UNH)
Tanner House, Maine (3/14/10; 3-2 win vs. UML)
Grayson Downing, UNH (3/9/12; 3-2 win at BU)
Zack Kamrass, UML (3/9/12; 3-2 win vs. PC)
Alex Chiasson, BU (3/11/12; 5-4 win vs. UNH)
Derek Arnold, UML (3/15/13; 2-1 win vs. Maine)
Mike Szmatula, NU ! (3/15/14; 5-4 win at UNH)
Mario Puskasich, UVM ! (3/15/14; 3-2 win at UML)
Grayson Downing, UNH (3/13/15; 2-1 win at PC)
Brett Pesce, UNH (3/15/15; 2-1 win at PC)
Ryan Fitzgerald, BC (3/12/16; 4-3 win vs. UVM)
Jordan Greenway, BU (3/10/17; 3-2 win vs. NU)
Bobo Carpenter, BU (3/9/18; 5-4 win vs. UConn)
Chris Grandio, BC (3/10/18; 4-3 win vs. MC)
Austin Goldstein, NU (3/15/19; 2-1 win vs. ME)
Brandon Duhaime, PC (3/15/19; 5-4 win vs. BC)
Mitchell Chaffee, UMA (3/15/19; 5-4 win vs. UNH)
Logan Hutsko, BC (4-3 win vs. PC)

Semifinals:

Steve Heinze, BC ! (3/10/89 vs. PC)
Luke Vitale, Maine (3/10/89 vs. NU)
Bill Guerin, BC ! (3/9/90 vs. UNH)
Steve Tepper, Maine (3/8/90 vs. NU)
Justin Maiser, BU (3/14/03 vs. BC)
Andrew Alberts, BC * (3/18/05 vs. Maine)
Bobby Butler, UNH ! (3/16/07 vs. UMass)
Benn Ferriero, BC (3/21/08 vs. UNH)
Chris Auger, UML (3/20/09 vs. NU)
A.J. White, UML (3/18/16 vs. PC - 3OT)
Patrick Curry, BU (3/16/18 vs. BC)
Brandon Duhaime, PC (3/16/18 vs. NU)
Zach Solow, NU (3/22/19 vs. BU)
Matt Brown, UML (3/17/21 at BC - 2OT)

Championship Game:

Steve Rooney, PC (3/16/85 vs. BC)
Shawn McEachern, BU (3/10/91 vs. Maine)
Blake Bellefeuille, BC (3/20/99 vs. UNH)
Tyson Teplitzky, UNH * (3/15/03 vs. BU)
Ben Murphy, Maine (3/20/04 vs. UMass)
Brandon Yip, BU ! (3/18/06 vs. BC)
Matt Lombardi, BC (3/20/10 vs. Maine)

Consolation Game:

Mike Murray, UML (3/20/93 vs. UNH)
* – defenseman
! – rookie

HOCKEY EAST TOURNAMENT GOALTENDER SUPERLATIVES

SHUTOUTS

Opening Round:

Martin Ouellette, Maine (3/8/14; 2-0 vs. MC - 29 saves)
 Danny Tirone, UNH ! (3/7/15; 2-0 vs. UConn - 19 saves)
 Cal Petersen, ND ! (3/8/15 vs. UMass - 23 saves)
 Collin Delia, MC (3/3/17 vs. UNH - 25 saves)
 Stefanos Lekkas, UVM ! (3/3/17 vs. ME - 31 saves)
 Hayden Hawkey, PC (3/3/17 vs. UMA - 22 saves)
 Danny Tirone, UNH (3/4/17 vs. MC - 44 saves)

Quarterfinals:

Chris Terreri, PC (3/11/85; 3-0 vs. NU - 31 saves)
 Pat Szturm, UNH (3/2/90; 2-0 at PC - 33 saves)
 Scott King, Maine (3/3/90; 16-0 vs. UL - 21 saves)
 Brad Mullahy, PC (3/6/92; 7-0 vs. UML - 15 saves)
 Dwayne Roloson, UML (3/11/94; 3-0 vs. MC - 34 saves)
 Scott Clemmensen, BC (3/11/99; 5-0 vs. UML - 26 saves)
 Scott Clemmensen, BC (3/9/01; 1-0 vs. MC - 23 saves)
 Matti Kaltiainen, BC (3/12/04; 4-0 vs. BU - 14 saves)
 Mike Ayers, UNH (3/13/04; 1-0 vs. PC - 19 saves)
 Jeff Pietrasiak, UNH (3/11/05; 4-0 vs. NU - 29 saves)
 John Curry, BU (3/12/05; 2-0 vs. PC - 20 saves)
 John Curry, BU (3/13/05; 2-0 vs. PC - 22 saves)
 Kevin Regan, UNH (3/9/06; 4-0 vs. PC - 27 saves)
 Kevin Regan, UNH (3/8/07; 4-0 vs. PC - 42 saves)
 Cory Schneider, BC (3/8/07; 3-0 vs. NU - 25 saves)
 Kevin Regan, UNH (3/9/07; 6-0 vs. PC - 42 saves)
 John Curry, BU (3/9/07; 2-0 vs. UVM - 29 saves)
 Joe Fallon, UVM (3/14/08; 1-0 vs. NU - 20 saves)
 John Muse, BC (3/14/09; 1-0 vs. UNH - 31 saves)
 Rob Madore, UVM (3/13/10; 1-0 vs. UNH - 17 saves)
 Dave Wilson, Maine (3/13/10; 2-0 vs. UML - 23 saves)
 Rob Madore, UVM (3/14/10; 1-0 vs. UNH - 34 saves)
 Kieran Millan, BU (3/14/10; 3-0 vs. Merrimack - 34 saves)
 Alex Beaudry, PC (3/11/12; 1-0 at UML - 29 saves)
 Sean Maguire, BU (3/15/13; 3-0 vs. MC - 30 saves)
 Casey DeSmith, UNH (3/14/14; 1-0 vs. NU - 27 saves)
 Kevin Boyle, UML (3/13/15; 5-0 vs. ND - 21 saves)
 Brody Hoffman, UVM (3/15/15; 1-0 at BC - 36 saves)
 Thatcher Demko, BC (3/11/16; 3-0 vs. UVM - 36 saves)
 Kevin Boyle, UML (3/12/16; 5-0 vs. BU - 24 saves)
 Nick Ellis, PC (3/12/16; 2-0 vs. MC - 20 saves)
 Joseph Woll, BC ! (3/10/17 vs. UVM - 22 saves)
 Cal Petersen, ND (3/10/17 vs. PC - 43 saves)
 Joseph Woll, BC (3/8/18 vs. MC - 37 saves)
 Jake Oettinger, BU (3/15/19 vs. UML - 25 saves)
 Filip Lindberg, UMA (3/16/19 vs. UNH - 18 saves)

Semifinals:

Derek Herlofsky, BU (3/19/93; 2-0 vs. UNH - 26 saves)
 Sean Matile, UNH ! (3/14/97; 4-0 vs. BC - 30 saves)
 Jimmy Howard, Maine (3/19/04; 1-0 vs. BU - 21 saves)
 John Muse, BC (3/19/10; 3-0 vs. UVM - 30 saves)
 Connor Hellebuyck, UML (3/21/14; 4-0 vs. UND - 35 saves)

Championship Game:

Mike Ayers, UNH (3/15/03; 1-0 vs. BU - 24 saves)
 John Muse, BC ! (3/22/08; 4-0 vs. UVM - 29 saves)
 Kieran Millan, BU ! (3/21/09; 1-0 vs. UML - 32 saves)
 Connor Hellebuyck, UML ! (3/23/13; 1-0 vs. BU - 36 saves)
 Connor Hellebuyck, UML (3/22/14; 4-0 vs. UNH - 30 saves)
 Jake Oettinger, BU (3/17/18; 2-0 vs. PC - 30 saves)
 Filip Lindberg, UMass (3/20/21; 1-0 vs. UML - 16 saves)

! - rookie

40+ SAVES

Date	Goalie	Team	Opp.	Svs.	Result	Rd
3/6/15	Cal Petersen	ND	UMA	87	L, 3-4 (5OT)	O
3/6/15	Steve Mastalerz	UMA	at ND	75	W, 4-3 (5OT)	O
3/11/12	Kieran Millan	BU	UNH	68	W, 5-4 (2OT)	Q
3/16/85	Chris Terreri	PC	BC	65	W, 2-1 (2OT)	F
3/7/15	Rasmus Tirronen	MC	at NU	63	W, 2-1 (OT)	O
3/19/04	Jimmy Howard	ME	UMass	63	W, 2-1 (3OT)	F
3/21/08	Kevin Regan	UNH	BC	62	L, 4-5 (3OT)	S
3/9/02	Joe Exter	MC	at UNH	62	L, 4-5 (OT)	Q
3/10/06	Tyler Sims	PC	at UNH	59	L, 1-2 (2OT)	Q
3/19/04	Gabe Winer	UMA	ME	59	L, 1-2 (3OT)	F
3/18/16	Kevin Boyle	UML	PC	58	W, 2-1 (3OT)	S
3/7/97	Brian Regan	UMA	at UNH	55	L, 1-5	Q
3/11/05	Tyler Sims !	PC	at BU	51	W, 4-1	Q
3/14/15	Rasmus Tirronen	MC	BU	50	L, 0-4	Q
3/8/92	Jeff Levy	UNH	NU	50	W, 4-2	Q
3/14/10	Brian Foster	UNH	UVM	50	L, 0-1	Q
3/11/12	Casey DeSmith	UNH	at BU	50	L, 4-5 (2OT)	Q
3/16/19	Mike Robinson	UNH	at UMA	48	L, 4-5 (OT)	Q
3/11/01	Sean Fields !	BU	at PC	48	L, 3-4 (2OT)	Q
3/4/16	Danny Tirone	UNH	MC	47	L, 2-3 (OT)	O
3/7/15	Clay Witt	NU	MC	47	L, 1-2 (OT)	O
3/17/95	Bob Bell	PC	ME	47	W, 7-3	S
3/10/00	Tom Welby	MC	at UNH	47	L, 2-3 (OT)	Q
3/9/12	Kieran Millan	BU	UNH	47	L, 2-3 (2OT)	Q
3/4/16	Nic Reynard	UMA	BU	46	L, 1-2 (OT)	O
3/14/03	Sean Fields	BU	BC	46	W, 6-5 (2OT)	S
3/2/18	Danny Tirone	UNH	at ME	45	L, 1-4	O
3/3/16	Danny Tirone	UNH	MC	45	W, 3-1	O
3/4/90	Yannick Gosselin !	MC	at BC	45	W, 6-3	Q
3/13/98	Marc Robitaille	NU	UML	45	W, 3-2	Q
3/4/17	Danny Tirone	UNH	at MC	44	W, 5-2	O
3/4/17	Danny Tirone	UNH	at MC	44	W, 4-0	O
3/9/02	Nolan Schaefer	PC	at BU	44	L, 2-4	Q
3/22/13	Sean Maguire	BU	BC	44	W, 6-3	S
3/18/21	Spencer Knight	BC	UML	43	L, 5-6 (2OT)	S
3/10/17	Cal Petersen	ND	PC	43	W, 5-0	Q
3/12/16	Packy Munson	UVM	at BC	43	W, 4-2	Q
3/11/89	Rich Burchill	NU	PC	43	L, 2-3	C
3/11/89	Matt Delguidice	ME	at BC	43	W, 5-4	F
3/15/98	Martin Fillion	UML	at NU	43	W, 5-1	Q
3/12/99	Markus Helanen	UMA	at ME	43	L, 2-5	Q
3/10/01	Joe Exter !	MC	at BC	43	L, 1-5	Q
3/22/19	Jake Oettinger	BU	vs. NU	42	L, 1-2 (OT)	S
3/17/17	Joseph Woll	BC	vs. BU	42	W, 3-2	S
3/18/16	Nick Ellis	PC	UML	42	L, 1-2 (3OT)	S
3/7/15	Rob Nichols	UConn	at UNH	42	L, 0-2	O
3/8/86	Greg Rota	UNH	at BU	42	L 3-4	Q
3/12/95	Martin Legault	MC	at BU	42	L 3-4	Q
3/7/97	Greg Taylor	BC	at MC	42	W 5-3	Q
3/17/01	Nolan Schaefer	PC	BC	42	L 3-5	F
3/8/02	Joe Exter	MC	at UNH	42	L 1-6	Q
3/15/13	Sam Marotta	MC	at BU	42	L 0-3	Q
3/15/13	Sam Marotta	NC	at BU	42	L, 0-3	Q
3/15/19	Cayden Primeau	NU	vs. ME	41	W, 2-1 (OT)	Q
3/16/18	Joseph Woll	BC	vs. BU	41	L, 3-4 (OT)	S
3/8/85	Dana DeMole	UML	at UNH	41	W 7-6	Q
3/7/92	Scott Lagrand	BC	at BU	41	W 5-2	Q
3/13/98	Boyd Ballard !	PC	at BC	41	L 3-6	Q
3/7/03	Nolan Schaefer	PC	BU	41	L+ 4-5	Q
3/9/12	Joe Cannata	MC	at ME	41	L 1-2	Q
3/17/12	Parker Milner	BC	vs. ME	41	W, 4-1	F
3/14/21	Jaxson Stauber	PC	at UC	40	W, 6-1	Q
3/3/18	Danny Tirone	UNH	at ME	40	L, 2-3	O
3/6/16	Danny Tirone	UNH	MC	40	L, 1-2	O
3/13/15	Rasmus Tirronen	MC	vs. BU	40	L, 2-6	Q
3/16/87	Al Loring	ME	BC	40	L, 2-4	F
3/10/89	Scott King	ME	NU	40	W, 3-2 (OT)	S
3/12/94	Greg Taylor !	BC	at UNH	40	L, 5-6 (2OT)	Q
3/18/95	Bob Bell	PC	BU	40	L, 2-3	F
3/6/97	Greg Taylor	BC	at MC	40	W, 7-6	Q
3/13/99	Tom Welby	MC	at UNH	40	L, 4-5	Q
3/11/99	Markus Helanen	UMA	at ME	40	L, 1-3	Q
3/15/03	Sean Fields	BU	UNH	40	L+, 0-1	F
3/13/99	Tom Welby	MC	at UNH	40	L, 4-5	Q

Note: Consolation games are not included in column grid, but are reflected in total records
There was no Tournament held in 2020 due to the COVID-19 Pandemic

Boston College

	OR	QF	Semi	Final	All-Time
vs. BU:	0-0	2-4-0	2-4	0-2	4-10-0
vs. UConn:	0-0	0-0-0	0-0	0-0	0-0-0
vs. Maine:	0-0	0-2-0	3-1	5-2	8-5-0
vs. UMass:	0-1	8-0-0	1-0	0-0	9-1-0
vs. UML:	0-0	2-1-1	3-1	0-1	5-3-2
vs. MC:	0-0	10-1-0	1-0	1-0	12-1-0
vs. UNH:	0-0	3-2-0	3-1	3-0	9-3-0
vs. NU:	0-0	4-1-0	2-1	0-1	6-3-0
vs. ND:	0-0	1-2-0	0-0	0-0	1-2-0
vs. PC:	0-0	6-3-0	2-0	1-1	9-4-0
vs. UVM:	0-0	9-3-0	1-0	1-0	11-3-0
Total:	0-0	45-19-1	18-8	11-7	74-35-2

Playoff appearances (last): 36 (2021)
Quarterfinal appearances: 31 (2021)
Semifinal appearances: 27 (2021)
Consolation appearances: 1 (1997)
Title game appearances: 18 (2019)
Championships: 11 (2012)

MATCH UPS

Number of seasons faced an opponent in a given round
(Year of last meeting in parentheses)
All series count as one meeting

	OR	QF	Semi	Final	All-Time
vs. BU	-	3 ('04)	6 ('18)	2 ('06)	11 ('18)
vs. UConn	-	-	-	-	-
vs. Maine	-	1 ('02)	4 ('06)	7 ('12)	12 ('12)
vs. UMA	1 ('95)	4 ('12)	1 ('19)	-	6 ('19)
vs. UML	-	2 ('99)	4 ('21)	1 ('17)	7 ('21)
vs. MC	-	5 ('18)	1 ('98)	1 ('11)	7 ('18)
vs. UNH	-	3 ('21)	4 ('08)	3 ('07)	10 ('21)
vs. NU	-	3 ('07)	3 ('16)	1 ('19)	7 ('19)
vs. ND	-	1 ('14)	-	-	1 ('14)
vs. PC	-	4 ('19)	2 ('12)	2 ('01)	8 ('19)
vs. UVM	-	5 ('17)	1 ('10)	1 ('08)	7 ('17)

SEEDING PERFORMANCE

	Years (Last)	Record
No. 1 Seed	16 (2021)	32-13
No. 2 Seed	5 (2013)	16-2
No. 3 Seed	5 (2017)	14-5
No. 4 Seed	1 (2008)	4-0
No. 5 Seed	4 (1997)	3-5-2
No. 6 Seed	3 (2009)	2-5
No. 7 Seed	2 (2019)	3-4
No. 8 Seed	1 (1995)	0-1
No. 9 Seed	-	-
No. 10 Seed	-	-
No. 11 Seed	-	-

Boston University

	OR	QF	Semi	Final	All-Time
vs. BC:	0-0	4-2-0	4-2	2-0	10-4-0
vs. UConn:	0-0	2-0-0	0-0	0-0	2-0-0
vs. Maine:	0-0	6-1-0	0-6	1-1	7-8-0
vs. UMass:	2-0	6-0-0	0-0	0-0	8-0-0
vs. UML:	0-0	4-5-0	2-0	3-1	11-7-0
vs. MC:	0-0	9-3-0	0-0	0-0	9-3-0
vs. UNH:	0-0	3-1-1	3-1	1-1	7-3-1
vs. NU:	0-0	7-4-0	1-1	0-0	8-5-0
vs. ND:	0-1	0-0-0	0-0	0-0	0-1-0
vs. PC:	0-0	8-8-0	2-2	2-0	12-10-0
vs. UVM:	0-0	2-1-0	0-1	0-0	2-2-0
Total:	2-1	51-25-1	12-13	9-3	76-42-1

Playoff appearances (last): 36 (2021)
Quarterfinal appearances: 34 (2021)
Semifinal appearances: 25 (2019)
Consolation appearances: 2 (1996)
Title game appearances: 12 (2018)
Championships: 9 (2018)

MATCH UPS

Number of seasons faced an opponent in a given round
(Year of last meeting in parentheses)
All series count as one meeting

	OR	QF	Semi	Final	All-Time
vs. BC	-	3 ('04)	6 ('18)	2 ('06)	11 ('18)
vs. UConn	-	1 ('18)	-	-	1 ('18)
vs. Maine	-	3 ('09)	6 ('12)	2 ('93)	11 ('12)
vs. UMass	1 ('16)	3 ('06)	-	-	4 ('16)
vs. UML	-	3 ('21)	2 ('97)	4 ('15)	11 ('21)
vs. MC	-	6 ('15)	-	-	6 ('15)
vs. UNH	-	2 ('12)	4 ('15)	2 ('03)	8 ('15)
vs. NU	-	5 ('17)	2 ('19)	-	7 ('19)
vs. ND	1 ('14)	-	-	-	1 ('14)
vs. PC	-	7 ('05)	4 ('96)	2 ('18)	13 ('18)
vs. UVM	-	1 ('07)	1 ('08)	-	2 ('08)

SEEDING PERFORMANCE

	Years (Last)	Record
No. 1 Seed	8 (2015)	26-5
No. 2 Seed	9 (2021)	20-9-1
No. 3 Seed	8 (2013)	15-13
No. 4 Seed	3 (2018)	4-2
No. 5 Seed	4 (2019)	6-7
No. 6 Seed	1 (2001)	1-2
No. 7 Seed	-	-
No. 8 Seed	1 (2004)	2-2
No. 9 Seed	1 (2014)	0-1
No. 10 Seed	-	-
No. 11 Seed	-	-

UConn

	OR	QF	Semi	Final	All-Time
vs. BC:	0-0	0-0	0-0	0-0	0-0
vs. BU:	0-0	0-2	0-0	0-0	0-2
vs. Maine:	0-0	0-0	0-0	0-0	0-0
vs. UMass:	0-0	0-0	0-0	0-0	0-0
vs. UML:	0-0	0-0	0-0	0-0	0-0
vs. MC:	0-0	0-0	0-0	0-0	0-0
vs. UNH:	0-2	0-0	0-0	0-0	0-4
vs. NU:	0-2	0-0	0-0	0-0	0-2
vs. ND:	0-0	0-0	0-0	0-0	0-0
vs. PC:	0-0	0-1	0-0	0-0	0-1
vs. UVM:	0-2	0-0	0-0	0-0	0-0
Total:	0-6	0-3	0-0	0-0	0-9

Playoff appearances (last): 5 (2021)
 Quarterfinal appearances: 2 (2021)
 Semifinal appearances: -
 Consolation appearances: -
 Title game appearances: -
 Championships: -

MATCH UPS

Number of seasons faced an opponent in a given round
 (Year of last meeting in parentheses)
 All series count as one meeting

	OR	QF	Semi	Final	All-Time
vs. BC	-	-	-	-	-
vs. BU	-	1 ('18)	-	-	1 ('18)
vs. Maine	-	-	-	-	-
vs. UMass	-	-	-	-	-
vs. UML	-	-	-	-	-
vs. MC	-	-	-	-	-
vs. UNH	1 ('15)	-	-	-	1 ('15)
vs. NU	1 ('17)	-	-	-	1 ('17)
vs. ND	-	-	-	-	-
vs. PC	-	1 ('21)	-	-	1 ('21)
vs. UVM	1 ('16)	-	-	-	1 ('16)

SEEDING PERFORMANCE

	Years (Last)	Record
No. 1 Seed	-	-
No. 2 Seed	-	-
No. 3 Seed	-	-
No. 4 Seed	1 (2021)	0-1
No. 5 Seed	1 (2018)	0-2
No. 6 Seed	-	-
No. 7 Seed	-	-
No. 8 Seed	1 (2016)	0-2
No. 9 Seed	2 (2017)	0-4
No. 10 Seed	-	-
No. 11 Seed	-	-
No. 12 Seed	-	-

Maine

	OR	QF	Semi	Final	All-Time
vs. BC:	0-0	2-0	1-3	2-5	5-8-0
vs. BU:	0-0	1-6	6-0	1-1	8-7-0
vs. UConn:	0-0	0-0	0-0	0-0	0-0-0
vs. UMass:	0-0	3-4	0-0	1-0	4-4-0
vs. UML:	0-0	9-3	4-0	0-0	14-3-0
vs. MC:	1-0	5-3	0-0	0-0	6-3-0
vs. UNH:	2-1	4-0	0-0	1-1	7-2-0
vs. NU:	0-2	4-0	2-0	0-1	6-3-0
vs. ND:	0-0	0-0	0-0	0-0	0-0-0
vs. PC:	0-0	3-6	2-2	0-1	5-9-0
vs. UVM:	1-4	0-0	0-0	0-0	1-4-0
Total:	4-7	31-22	15-5	5-9	56-43-0

Playoff appearances (last): 33 (2021)
 Quarterfinal appearances: 27 (2018)
 Semifinal appearances: 19 (2012)
 Consolation appearances: 1 (1995)
 Title game appearances: 14 (2012)
 Championships: 5 (2004)

MATCH UPS

Number of seasons faced an opponent in a given round
 (Year of last meeting in parentheses)
 All series count as one meeting

	OR	QF	Semi	Final	All-Time
vs. BC	-	1 ('02)	4 ('06)	7 ('12)	12 ('12)
vs. BU	-	3 ('09)	6 ('12)	2 ('93)	11 ('12)
vs. UConn	-	-	-	-	-
vs. UMass	-	4 ('07)	-	1 ('04)	5 ('07)
vs. UML	-	6 ('13)	4 ('98)	-	11 ('13)
vs. MC	1 ('14)	4 ('12)	-	-	5 ('14)
vs. UNH	2 ('21)	2 ('98)	-	2 ('02)	6 ('21)
vs. NU	1 ('16)	2 ('01)	2 ('91)	1 ('88)	6 ('16)
vs. ND	-	-	-	-	-
vs. PC	-	5 ('18)	3 ('01)	1 ('96)	9 ('18)
vs. UVM	2 ('17)	-	-	-	2 ('17)

SEEDING PERFORMANCE

	Years (Last)	Record
No. 1 Seed	4 (1995)	11-2
No. 2 Seed	7 (2006)	17-5
No. 3 Seed	4 (2003)	8-5
No. 4 Seed	4 (2012)	12-5
No. 5 Seed	3 (2011)	0-6
No. 6 Seed	3 (2018)	6-5
No. 7 Seed	1 (1985)	0-2
No. 8 Seed	4 (2021)	1-7
No. 9 Seed	-	-
No. 10 Seed	1 (2015)	1-2
No. 11 Seed	2 (2017)	0-4
No. 12 Seed	-	-

Massachusetts

	OR	QF	Semi	Final	All-Time
vs. BC:	1-0	0-8	0-1	0-0	1-9-0
vs. BU:	0-2	0-6	0-0	0-0	0-8-0
vs. UConn:	0-0	0-0	0-0	0-0	0-0-0
vs. Maine:	0-0	4-3	0-0	0-1	4-4-0
vs. UML:	0-0	2-0	0-0	1-0	3-0-0
vs. MC:	0-0	0-0	0-0	0-0	0-0-0
vs. UNH:	0-0	2-4	1-2	0-0	3-6-0
vs. NU:	0-0	2-4	0-0	0-0	2-4-0
vs. ND:	1-2	0-0	0-0	0-0	1-2-0
vs. PC:	0-2	0-0	1-0	0-0	1-2-0
vs. UVM:	2-2	0-0	0-0	0-0	2-2-0
Total:	4-8	10-25	2-3	1-1	17-37-0

Playoff appearances (last): 23 (2021)
 Quarterfinal appearances: 18 (2021)
 Semifinal appearances: 5 (2021)
 Consolation appearances: --
 Title game appearances: 2 (2021)
 Championships: --

MATCH UPS

Number of seasons faced an opponent in a given round
 (Year of last meeting in parentheses)
 All series count as one meeting

	OR	QF	Semi	Final	All-Time
vs. BC	1 ('95)	4 ('11)	-	-	5 ('11)
vs. BU	1 ('16)	3 ('06)	1 ('19)	-	5 ('19)
vs. UConn	-	-	-	-	-
vs. Maine	-	4 ('07)	-	1 ('04)	5 ('07)
vs. UML	-	1 ('04)	-	1 ('21)	2 ('21)
vs. MC	-	-	-	-	-
vs. UNH	-	3 ('19)	3 ('07)	-	6 ('19)
vs. NU	-	3 ('21)	-	-	3 ('21)
vs. ND	1 ('15)	-	-	-	-
vs. PC	1 ('17)	-	1 ('21)	-	2 ('21)
vs. UVM	2 ('18)	-	-	-	2 ('18)

SEEDING PERFORMANCE

	Years (Last)	Record
No. 1 Seed	1 (2019)	2-1
No. 2 Seed	-	-
No. 3 Seed	3 (2021)	6-1
No. 4 Seed	1 (2007)	2-1
No. 5 Seed	-	-
No. 6 Seed	1 (2003)	2-1
No. 7 Seed	4 (2010)	1-8
No. 8 Seed	8 (2018)	2-17
No. 9 Seed	1 (1995)	1-1
No. 10 Seed	1 (2014)	0-1
No. 11 Seed	-	-
No. 12 Seed	3 (2017)	1-6

UMass Lowell

	OR	QF	Semi	Final	All-Time
vs. BC:	0-0	1-2-1	1-3	1-0	3-5-2
vs. BU:	0-0	5-4-0	0-2	1-3	6-9-0
vs. UConn:	0-0	0-0-0	0-0	0-0	0-0-0
vs. Maine:	0-0	3-9-0	0-4	0-0	3-13-0
vs. UMass:	0-0	0-2-0	0-0	0-1	0-3-0
vs. MC:	0-2	2-0-0	0-0	0-0	2-2-0
vs. UNH:	0-0	5-5-0	1-1	1-0	7-6-0
vs. NU:	0-0	8-3-0	2-1	0-1	10-5-0
vs. ND:	0-0	2-1-0	2-0	0-0	4-1-0
vs. PC:	0-0	4-3-1	2-0	0-0	6-3-1
vs. UVM:	1-0	4-1-0	1-0	0-0	6-1-0
Total:	1-2	35-30-2	9-11	3-5	49-51-3

Playoff appearances (last): 32 (2018)
 Quarterfinal appearances: 30 (2021)
 Semifinal appearances: 19 (2021)
 Consolation appearances: 6 (1997)
 Title game appearances: 8 (2021)
 Championships: 3 (2017)

MATCH UPS

Number of seasons faced an opponent in a given round
 (Year of last meeting in parentheses)
 All series count as one meeting

	OR	QF	Semi	Final	All-Time
vs. BC	-	2 ('99)	4 ('21)	1 ('17)	7 ('21)
vs. BU	-	4 ('21)	2 ('97)	4 ('15)	12 ('21)
vs. UConn	-	-	-	-	-
vs. Maine	-	6 ('13)	4 ('98)	-	11 ('13)
vs. UMass	-	1 ('04)	-	1 ('21)	2 ('21)
vs. MC	1 ('18)	1 ('94)	-	-	2 ('18)
vs. UNH	-	4 ('17)	2 ('02)	1 ('14)	8 ('17)
vs. NU	-	5 ('02)	2 ('09)	1 ('16)	8 ('16)
vs. ND	-	1 ('15)	2 ('17)	-	3 ('17)
vs. PC	-	4 ('12)	2 ('14)	-	7 ('16)
vs. UVM	1 ('21)	2 ('14)	1 ('15)	-	4 ('21)

SEEDING PERFORMANCE

	Years (Last)	Record
No. 1 Seed	2 (2017)	8-0
No. 2 Seed	5 (2014)	10-7
No. 3 Seed	-	-
No. 4 Seed	5 (2019)	13-9-2
No. 5 Seed	7 (2010)	10-14
No. 6 Seed	5 (2004)	4-8-1
No. 7 Seed	6 (2021)	4-10
No. 8 Seed	1 (2003)	0-2
No. 9 Seed	-	-
No. 10 Seed	-	-
No. 11 Seed	-	-
No. 12 Seed	-	-

Merrimack

	OR	QF	Semi	Final	All-Time
vs. BC:	0-0	1-10	0-1	0-1	1-12-0
vs. BU:	0-0	3-9	0-0	0-0	3-9-0
vs. UConn:	0-0	0-0	0-0	0-0	0-0-0
vs. Maine:	0-1	3-5	0-0	0-0	3-6-0
vs. UMass:	0-0	0-0	0-0	0-0	0-0-0
vs. UML:	2-0	0-2	0-0	0-0	2-2-0
vs. UNH:	3-3	0-8	1-0	0-0	4-11-0
vs. NU:	2-0	0-0	0-0	0-0	2-0-0
vs. ND:	0-0	0-0	0-0	0-0	0-0-0
vs. PC:	0-0	0-2	0-0	0-0	0-2-0
vs. UVM:	0-0	0-0	0-0	0-0	0-0-0
Total:	7-4	7-36	1-1	0-1	15-42-0

Playoff appearances (last): 23 (2018)
 Quarterfinal appearances: 21 (2018)
 Semifinal appearances: 2 (2011)
 Consolation appearances: -
 Title game appearances: 1 (2011)
 Championships: --

MATCH UPS

Number of seasons faced an opponent in a given round
 (Year of last meeting in parentheses)
 All series count as one meeting

	OR	QF	Semi	Final	All-Time
vs. BC	-	5 ('18)	1 ('98)	1 ('11)	7 ('18)
vs. BU	-	6 ('15)	-	-	6 ('15)
vs. UConn	-	-	-	-	-
vs. Maine	1 ('14)	4 ('12)	-	-	5 ('14)
vs. UMass	-	-	-	-	-
vs. UML	1 ('18)	1 ('94)	-	-	2 ('18)
vs. UNH	2 ('17)	4 ('02)	1 ('11)	-	7 ('17)
vs. NU	1 ('15)	-	-	-	-
vs. ND	-	-	-	-	-
vs. PC	-	-	-	-	-
vs. UVM	-	-	-	-	-

SEEDING PERFORMANCE

	Years (Last)	Record
No. 1 Seed	-	-
No. 2 Seed	-	-
No. 3 Seed	-	-
No. 4 Seed	2 (2011)	3-3
No. 5 Seed	1 (2012)	1-2
No. 6 Seed	4 (2013)	1-7
No. 7 Seed	7 (2017)	3-14
No. 8 Seed	6 (2002)	3-11
No. 9 Seed	-	-
No. 10 Seed	1 (2018)	2-2
No. 11 Seed	2 (2015)	2-3
No. 12 Seed	-	-

New Hampshire

	OR	QF	Semi	Final	All-Time
vs. BC:	0-0	2-3-0	1-3	0-3	3-9-0
vs. BU:	0-0	1-3-1	1-3	1-1	3-7-1
vs. UConn:	2-0	0-0-0	0-0	0-0	2-0-0
vs. Maine:	1-2	0-4-0	0-0	1-1	2-7-0
vs. UMass:	0-0	4-0-0	2-1	0-0	6-1-0
vs. UML:	0-0	5-5-0	1-1	0-1	6-7-0
vs. MC:	3-3	8-0-0	0-1	0-0	11-4-0
vs. NU:	0-0	5-2-0	0-0	0-0	5-2-0
vs. ND:	0-0	0-0-0	0-0	0-0	0-0-0
vs. PC:	0-0	11-7-0	3-0	0-0	14-7-0
vs. UVM:	0-0	3-2-0	0-0	0-0	3-2-0
Total:	6-5	39-26-1	8-9	2-6	55-47-2

Playoff appearances (last): 34 (2021)
 Quarterfinal appearances: 32 (2021)
 Semifinal appearances: 17 (2015)
 Consolation appearances: 2 (1994)
 Title game appearances: 8 (2008)
 Championships: 2 (2003)

MATCH UPS

Number of seasons faced an opponent in a given round
 (Year of last meeting in parentheses)
 All series count as one meeting

	OR	QF	Semi	Final	All-Time
vs. BC	-	3 ('21)	4 ('08)	3 ('07)	10 ('21)
vs. BU	-	2 ('12)	4 ('15)	2 ('03)	8 ('15)
vs. UConn	1 ('15)	-	-	-	-
vs. Maine	2 ('21)	2 ('98)	-	2 ('02)	6 ('21)
vs. UMass	-	2 ('08)	3 ('07)	-	5 ('08)
vs. UML	-	4 ('17)	2 ('02)	1 ('14)	8 ('17)
vs. MC	2 ('17)	4 ('02)	1 ('11)	-	7 ('17)
vs. NU	-	4 ('14)	-	-	5 ('14)
vs. ND	-	-	-	-	-
vs. PC	-	8 ('15)	3 ('14)	-	11 ('15)
vs. UVM	-	2 ('11)	-	-	2 ('11)

SEEDING PERFORMANCE

	Years (Last)	Record
No. 1 Seed	6 (2010)	17-5
No. 2 Seed	4 (2011)	9-4
No. 3 Seed	6 (2009)	7-9-1
No. 4 Seed	6 (2014)	10-10
No. 5 Seed	2 (1991)	2-3
No. 6 Seed	3 (2012)	1-5
No. 7 Seed	1 (1986)	0-1-1
No. 8 Seed	1 (2015)	2-1
No. 9 Seed	1 (2021)	1-1
No. 10 Seed	2 (2017)	4-5
No. 11 Seed	1 (2018)	0-2
No. 12 Seed	-	-

Northeastern

	OR	QF	Semi	Final	All-Time
vs. BC:	0-0	1-4	1-2	1-0	2-6-0
vs. BU:	0-0	4-7	1-1	0-0	5-8-0
vs. UConn:	2-0	0-0	0-0	0-0	2-0-0
vs. Maine:	2-0	2-4	0-2	1-0	5-6-0
vs. UMass:	0-0	4-2	0-0	0-0	4-2-0
vs. UML:	0-0	3-8	1-2	1-0	4-10-0
vs. MC:	0-2	0-0	0-0	0-0	0-2-0
vs. UNH:	0-0	2-5	0-0	0-0	2-5-1
vs. ND:	0-0	2-0	0-0	0-0	2-0-0
vs. PC:	0-0	2-2	0-1	0-0	2-4-0
vs. UVM:	0-0	1-2	0-0	0-0	1-2-0
Total:	4-2	21-34	3-8	3-0	31-45-1

Playoff appearances (last): 29 (2021)
 Quarterfinal appearances: 27 (2021)
 Semifinal appearances: 10 (2019)
 Consolation appearances: 2 (1994)
 Title game appearances: 3 (2019)
 Championships: 3 (2019)

MATCH UPS

Number of seasons faced an opponent in a given round
 (Year of last meeting in parentheses)
 All series count as one meeting

	OR	QF	Semi	Final	All-Time
vs. BC	-	3 ('07)	3 ('16)	1 ('19)	7 ('19)
vs. BU	-	5 ('17)	2 ('19)	-	7 ('19)
vs. UConn 1 ('17)	-	-	-	-	1 ('17)
vs. Maine 1 ('16)	3 ('19)	2 ('91)	1 ('88)	7 ('19)	
vs. UMass	-	3 ('21)	-	-	3 ('21)
vs. UML	-	5 ('02)	2 ('09)	1 ('16)	8 ('16)
vs. MC 1 ('15)	-	-	-	-	1 ('15)
vs. UNH	-	4 ('14)	-	-	5 ('14)
vs. ND	-	-	-	-	-
vs. PC	-	2 ('94)	1 ('18)	-	3 ('18)
vs. UVM	-	1 ('08)	-	-	1 ('08)

SEEDING PERFORMANCE

	Years (Last)	Record
No. 1 Seed	-	-
No. 2 Seed	3 (2018)	6-4
No. 3 Seed	3 (2019)	6-3
No. 4 Seed	3 (1998)	3-4-1
No. 5 Seed	3 (2014)	3-5
No. 6 Seed	9 (2021)	10-15
No. 7 Seed	4 (2007)	0-7
No. 8 Seed	4 (2017)	3-7
No. 9 Seed	-	-
No. 10 Seed	-	-
No. 11 Seed	-	-
No. 12 Seed	-	-

Providence

	OR	QF	Semi	Final	All-Time
vs. BC:	0-0	3-6-0	0-2	1-1	4-9-0
vs. BU:	0-0	8-8-0	2-2	0-2	10-12-0
vs. UConn:	0-0	1-0-0	0-0	0-0	1-0-0
vs. Maine:	0-0	6-3-0	2-2	1-0	9-5-0
vs. UMass:	2-0	0-0-0	0-1	0-0	2-1-0
vs. UML:	0-0	3-4-1	0-2	0-0	3-7-1
vs. MC:	0-0	2-0-0	0-0	0-0	2-0-0
vs. UNH:	0-0	7-11-0	0-3	0-0	7-14-0
vs. NU:	0-0	2-2-0	1-0	0-0	4-2-0
vs. ND:	0-0	0-2-0	0-0	0-0	0-2-0
vs. UVM:	0-0	0-0-0	0-0	0-0	0-0-0
Total:	2-0	32-36-1	5-12	2-3	42-52-1

Playoff appearances (last): 33 (2019)
 Quarterfinal appearances: 32 (2021)
 Semifinal appearances: 16 (2021)
 Consolation appearances: 1 (1986)
 Title game appearances: 5 (2018)
 Championships: 2 (1996)

MATCH UPS

Number of seasons faced an opponent in a given round
 (Year of last meeting in parentheses)
 All series count as one meeting

	OR	QF	Semi	Final	All-Time
vs. BC	-	4 ('19)	2 ('12)	2 ('01)	8 ('19)
vs. BU	-	7 ('05)	4 ('96)	2 ('18)	13 ('18)
vs. UConn	-	1 ('21)	-	-	1 ('21)
vs. Maine	-	5 ('18)	3 ('01)	1 ('96)	9 ('18)
vs. UMass 1 ('17)	-	1 ('21)	-	-	2 ('21)
vs. UML	-	4 ('12)	2 ('16)	-	7 ('16)
vs. MC	-	1 ('16)	-	-	1 ('16)
vs. UNH	-	8 ('15)	3 ('14)	-	11 ('15)
vs. NU	-	2 ('94)	1 ('18)	-	3 ('18)
vs. ND	-	1 ('17)	-	-	1 ('17)
vs. UVM	-	-	-	-	-

SEEDING PERFORMANCE

	Years (Last)	Record
No. 1 Seed	-	-
No. 2 Seed	3 (2019)	4-5
No. 3 Seed	6 (2018)	13-7
No. 4 Seed	8 (2013)	14-12
No. 5 Seed	9 (2021)	4-14-1
No. 6 Seed	3 (1995)	4-4
No. 7 Seed	4 (2012)	3-8
No. 8 Seed	1 (2007)	0-2
No. 9 Seed	-	-
No. 10 Seed	-	-
No. 11 Seed	-	-
No. 12 Seed	-	-

Vermont

	OR	QF	Semi	Final	All-Time
vs. BC:	0-0	3-9	0-1	0-1	3-11-0
vs. BU:	0-0	1-2	1-0	0-0	2-2-0
vs. UConn:	2-0	0-0	0-0	0-0	2-0-0
vs. Maine:	4-1	0-0	0-0	0-0	4-1-0
vs. UMass:	2-2	0-0	0-0	0-0	2-2-0
vs. UML:	0-1	1-4	0-1	0-0	1-6-0
vs. MC:	0-0	0-0	0-0	0-0	0-0-0
vs. UNH:	0-0	2-3	0-0	0-0	2-3-0
vs. NU:	0-0	2-1	0-0	0-0	2-1-0
vs. UND:	0-0	0-0	0-0	0-0	0-0-0
vs. PC:	0-0	0-0	0-0	0-0	0-0-0
Total:	8-4	9-19	1-2	0-1	18-26-0

Playoff appearances (last): 13 (2021)

Quarterfinal appearances: 11 (2017)

Semifinal appearances: 3 (2015)

Title game appearances: 1 (2008)

Championships: --

MATCH UPS

Number of seasons faced an opponent in a given round

(Year of last meeting in parentheses)

All series count as one meeting

	OR	QF	Semi	Final	All-Time
vs. BC	-	4 ('17)	1 ('10)	1 ('08)	7 ('17)
vs. BU	-	1 ('07)	1 ('08)	-	2 ('08)
vs. UConn	-	-	-	-	-
vs. Maine	2 ('17)	-	-	-	2 ('17)
vs. UMass	2 ('18)	-	-	-	2 ('18)
vs. UML	1 ('21)	2 ('14)	1 ('15)	-	4 ('21)
vs. MC	-	-	-	-	-
vs. UNH	-	2 ('11)	-	-	2 ('11)
vs. NU	-	1 ('08)	-	-	1 ('08)
vs. ND	-	-	-	-	-
vs. PC	-	-	-	-	-

SEEDING PERFORMANCE

	Years (Last)	Record
No. 1 Seed	-	-
No. 2 Seed	-	-
No. 3 Seed	1 (2008)	3-2
No. 4 Seed	1 (2009)	0-2
No. 5 Seed	-	-
No. 6 Seed	3 (2017)	3-6
No. 7 Seed	4 (2015)	6-9
No. 8 Seed	1 (2010)	2-2
No. 9 Seed	2 (2018)	4-4
No. 10 Seed	1 (2021)	0-1
No. 11 Seed	-	-
No. 12 Seed	-	-

HOCKEY EAST TOURNAMENT TEAM ADVANCEMENT

Championships:

- 11 Boston College ('87, '90, '98, '99, '01, '05, '07, '08, '10, '11, '12)
- 9 Boston University ('86, '91, '94, '95, '97, '06, '09, '15, '18)
- 5 Maine ('89, '92, '93, '00, '04)
- 3 Northeastern (1988, 2016, 2019)
- 3 UMass Lowell (2013, 2014, 2017)
- 2 New Hampshire (2002, 2003)
- 2 Providence (1985, 1996)

Back-to-Back Championships:

- Boston College - Three in a row (2010, 2011, 2012)
- UMass Lowell - 2013 and 2014
- Boston College - 2007 and 2008
- New Hampshire - 2002 and 2003
- Boston College - 1998 and 1999
- Boston University - 1994 and 1995
- Maine - 1992 and 1993

Championship Game Appearances:

- 18 Boston College ('85, '86, '87, '89, '90, '98, '99, '00, '01, '05, '06, '07, '08, '10, '11, '12, '17, '19)
- 14 Maine ('87, '88, '89, '90, '91, '92, '93, '96, '98, '00, '02, '04, '10, '12)
- 12 Boston University ('86, '91, '93, '94, '95, '97, '03, '06, '09, '13, '15, '18)
- 8 New Hampshire ('92, '97, '99, '02, '03, '05, '07, '14)
- 8 UMass Lowell ('94, '09, '13, '14, '15, '16, '17, '21)
- 5 Providence ('85, '95, '96, '01, '18)
- 3 Northeastern (1988, 2016, 2019)
- 2 Massachusetts (2004, 2021)
- 1 Merrimack (2011)
- 1 Vermont (2008)

Consecutive Championship Game Appearances:

- 7 Maine (1987-1993)
- 5 UMass Lowell (2013-17)
- 4 Boston College (1998-2001, 2005-2008)

Semifinal Appearances:

- 26 Boston College ('85, '86, '87, '89, '90, '92, '97, '98, '99, '00, '01, '03, '05, '06, '07, '08, '09, '10, '11, '12, '13, '16, '17, '18, '19, '21)
- 25 Boston University ('85, '86, '90, '91, '93, '94, '95, '96, '97, '00, '02, '03, '04, '05, '06, '07, '08, '09, '10, '12, '13, '15, '17, '18, '19)
- 19 Maine ('87, '88, '89, '90, '91, '92, '93, '95, '96, '98, '99, '00, '01, '02, '04, '05, '06, '10, '12)
- 19 UMass Lowell ('85, '86, '87, '88, '93, '94, '95, '96, '97, '98, '01, '02, '09, '13, '14, '15, '16, '17, '21)
- 17 New Hampshire ('90, '92, '93, '94, '97, '99, '00, '02, '03, '04, '05, '06, '07, '08, '11, '14, '15)
- 16 Providence ('85, '86, '88, '89, '91, '92, '95, '96, '99, '01, '12, '13, '14, '16, '18, '21)
- 10 Northeastern ('87, '88, '89, '91, '94, '09, '11, '16, '18, '19)
- 5 Massachusetts ('03, '04, '07, '19, '21)
- 3 Vermont ('08, '10, '15)
- 2 Merrimack ('98, '11)
- 2 Notre Dame ('14, '17)

Consecutive Semifinal Appearances:

- 9 Boston College (2005-2013)
- 9 Boston University (2002-2010)
- 7 Maine (1987-93)
- 7 New Hampshire (2002-2008)
- 6 UMass Lowell (1993-1998)
- 5 Maine (1998-2002)
- 5 Boston College (1997-2001)
- 5 Boston University (1993-1997)
- 5 UMass Lowell (2013-2017)

HOW SEEDS HAVE FARED IN THE HOCKEY EAST TOURNAMENT

Semifinals:

1985: #1 BC def. #5 Lowell, #3 PC def. #2 BU
1986: #1 BC def. #6 Lowell, #2 BU def. #4 PC
1987: #1 BC def. #5 NU, #3 Maine def. #2 Lowell
1988: #1 Maine def. #6 PC (two games, total goals)
#2 NU def. #4 Lowell
1989: #1 BC def. #4 PC, #2 Maine def. #3 NU
1990: #1 BC def. #5 UNH, #2 Maine def. #3 BU
1991: #3 BU def. #4 PC, #2 Maine def. #8 NU
1992: #1 Maine def. #5 BC, #2 UNH def. #3 PC
1993: #1 Maine def. #4 UML, #2 BU def. #3 UNH
1994: #1 BU def. #4 NU, #2 UML def. #3 UNH
1995: #2 BU def. #5 UML, #6 PC def. #1 Maine
1996: #4 PC def. #1 BU, #3 Maine def. #2 UML
1997: #1 BU def. #6 UML, #2 UNH def. #5 BC
1998: #2 BC def. #8 Merrimack, #6 Maine def. #5 UML
1999: #1 UNH def. #4 PC, #3 BC def. #2 Maine
2000: #4 Maine def. #1 BU, #3 BC def. #2 UNH
2001: #1 BC def. #5 UML, #3 PC def. #2 Maine
2002: #1 UNH def. #4 UML, #3 Maine def. #2 BU
2003: #1 UNH def. #6 UMass, #5 BU def. #2 BC
2004: #2 Maine def. #8 BU, #3 UMass def. #4 UNH
2005: #1 BC def. #4 Maine, #3 UNH def. #2 BU
2006: #1 BU def. #4 UNH, #3 BC def. #2 Maine
2007: #1 UNH def. #4 UMass, #2 BC def. #3 BU
2008: #4 BC def. #1 UNH, #3 UVM def. #2 BU
2009: #1 BU def. #6 BC, #5 UML def. #2 NU
2010: #2 BC def. #8 UVM, #4 Maine def. #3 BU
2011: #1 BC def. #6 NU, #4 Merrimack def. #2 UNH
2012: #1 BC def. #7 PC, #4 Maine def. #3 BU
2013: #1 UML def. #4 PC, #3 BU def. #2 BC
2014: #2 UML def. #8 ND, #4 UNH def. #3 PC
2015: #4 UML def. #7 UVM, #1 BU def. #8 UNH
2016: #6 NU def. #1 BC, #4 UML def. #2 PC
2017: #1 UML def. #4 ND, #3 BC def. #2 BU
2018: #4 BU def. #1 BC, #3 PC def. #2 NU
2019: #7 BC def. #1 UMA, #3 NU def. #5 BU
2020: *No Tournament Held (COVID-19 Pandemic)*
2021: #7 UML def. #1 UML, #3 UMA def. #5 PC

1 vs 4: 14 times (No. 1 seed leads 10-4 - last in 2018)
1 vs. 5: 5 times (No. 1 leads 5-0 - last in 2001)
1 vs. 6: 8 times (No. 1 leads 7-1 - last in 2012)
1 vs. 7: 3 times (No. 7 leads 2-1 - last in 2021)
1 vs. 8: 2 times (Tied 1-1 - last in 2019)
2 vs. 3: 19 times (No. 3 leads 13-6 - last in 2018)
2 vs. 4: 3 times (No. 2 leads 2-1 - last in 2011)
2 vs. 5: 4 times (Tied 2-2 - last in 2009)
2 vs. 8: 5 times (No. 2 leads 5-0 - last in 2014)
3 vs. 4: 5 times (No. 3 leads 3-2 - last in 2014)
3 vs. 5: 2 times (No. 3 leads 2-0 - last in 2021)
4 vs. 7: 1 time (No. 4 seed leads 1-0 - last in 2015)
5 vs. 6: 1 time (No. 6 leads 1-0 - last in 1998)

Appearances in semifinals

No. 1: 31 - last in 2021 - 23-8 record
(plus one victory for Maine in 1988)
No. 2: 32 - last in 2018 - 16-16 record
(plus one loss for NU in 1988)
No. 3: 26 - last in 2021 - 17-9 record
No. 4: 24 - last in 2017 - 10-14 record
(plus one victory for Lowell in 1988)
No. 5: 12 - last in 2021 - 2-10 record
No. 6: 9 - last in 2016 - 3-6 record
(plus one loss for PC in 1988)
No. 7: 4 - last in 2021 - 2-2 record
No. 8: 6 - last in 2014 - 0-6 record

Championship Game:

1985: #3 PC def. #1 BC
1986: #2 BU def. #1 BC
1987: #1 BC def. #3 Maine
1988: #2 NU def. #1 Maine
1989: #2 Maine def. #1 BC
1990: #1 BC def. #2 Maine
1991: #3 BU def. #2 Maine
1992: #1 Maine def. #2 UNH
1993: #1 Maine def. #2 BU
1994: #1 BU def. #2 UML
1995: #2 BU def. #6 PC
1996: #4 PC def. #3 Maine
1997: #1 BU def. #2 UNH
1998: #2 BC def. #6 Maine
1999: #3 BC def. #1 UNH
2000: #4 Maine def. #3 BC
2001: #1 BC def. #3 PC
2002: #1 UNH def. #3 Maine
2003: #1 UNH def. #5 BU
2004: #2 Maine def. #3 UMass
2005: #1 BC def. #3 UNH
2006: #1 BU def. #3 BC
2007: #2 BC def. #1 UNH
2008: #4 BC def. #3 UVM
2009: #1 BU def. #5 UML
2010: #2 BC def. #4 Maine
2011: #1 BC def. #4 Merrimack
2012: #1 BC def. #4 Maine
2013: #1 UML def. #3 BU
2014: #2 UML def. #4 UNH
2015: #1 BU def. #4 UML
2016: #6 NU def. #4 UML
2017: #1 UML def. #3 BC
2018: #4 BU def. #3 PC
2019: #3 NU def. #7 BC
2020: *No Tournament Held (COVID-19 Pandemic)*
2021: #3 UMA def. #7 UML

1 vs 2: 9 times (No. 1 leads 5-4 - last in 2007)
1 vs. 3: 9 times (No. 1 leads 7-2 - last in 2017)
1 vs. 4: 3 times (No. 1 leads 3-0 - last in 2015)
1 vs. 5: 2 times (No. 1 leads 2-0 - last in 2009)
2 vs. 3: 2 times (Tied 1-1 - last in 2004)
2 vs. 4: 2 times (No. 2 leads 2-0 - last in 2014)
2 vs. 6: 2 times (No. 2 leads 2-0 - last in 1998)
3 vs. 4: 4 times (No. 4 leads 4-0 - last in 2018)
3 vs. 7: 2 times (No. 3 leads 2-0 - last in 2021)
4 vs. 6: 1 time (No. 6 leads 1-0 - last in 2016)

Championships:

No. 1 seed: 17 titles - last in 2017
No. 2 seed: 9 titles - last in 2014
No. 3 seed: 5 titles - last in 2021
No. 4 seed: 4 titles - last in 2018
No. 6 seed: 1 title - last in 2016

Appearances in Championship Game:

No. 1 seed: 23 - last in 2017 - 17-6 record
No. 2 seed: 15 - last in 2014 - 9-6 record
No. 3 seed: 17 - last in 2021 - 5-12 record
No. 4 seed: 10 - last in 2018 - 4-6 record
No. 5 seed: 2 - last in 2009 - 0-2 record
No. 6 seed: 3 - last in 2016 - 1-2 record
No. 7 seed: 2 - last in 2021 - 0-2 record

BOSTON COLLEGE (74-35-2)**Opening Round (0-1)**

Year	Game	Result	Site
1995	#8 Boston College 4, #9 Massachusetts 5	L	BC

Quarterfinals (45-19-1) 31 Appearances

Year	Game	Result	Site
1988	#5 Boston College 3, #4 Lowell 3 (Gm1)	T	UML
1988	#5 Boston College 2, #4 Lowell 5 (Gm2)	L	UML
1990	#1 Boston College 3, #8 Merrimack 1 (Gm1)	W	BC
1990	#1 Boston College 3, #8 Merrimack 6 (Gm2)	L	BC
1990	#1 Boston College 8, #8 Merrimack 5 (Gm3)	W	BC
1991	#1 Boston College 5, #8 Northeastern 6	L	BC
1992	#5 Boston College 5, #4 Boston University 2	W	BU
1993	#7 Boston College 2, #2 Boston University 6 (Gm1)	L	BU
1993	#7 Boston College 1, #2 Boston University 5 (Gm2)	L	BU
1994	#6 Boston College 1, #3 New Hampshire 4 (Gm1)	L	UNH
1994	#6 Boston College 5, #3 UNH 6 (2OT) (Gm2)	L	UNH
1996	#5 Boston College 2, #4 Providence 5 (Gm1)	L	PC
1996	#5 Boston College 2, #4 Providence 4 (Gm2)	L	PC
1997	#5 Boston College 7, #4 Merrimack 6 (Gm1)	W	BC
1997	#5 Boston College 5, #4 Merrimack 3 (Gm2)	W	BC
1998	#2 Boston College 4, #7 Providence 3 (Gm1)	W	BC
1998	#2 Boston College 6, #7 Providence 3 (Gm2)	W	BC
1999	#3 Boston College 5, #6 UMass Lowell 0 (Gm1)	W	BC
1999	#3 Boston College 5, #6 UMass Lowell 4 (Gm2)	W	BC
2000	#3 Boston College 8, #6 Northeastern 4 (Gm1)	W	BC
2000	#3 Boston College 3, #6 Northeastern 2 (Gm2)	W	BC
2001	#1 Boston College 1, #8 Merrimack 0 (Gm1)	W	BC
2001	#1 Boston College 5, #8 Merrimack 1 (Gm2)	W	BC
2002	#6 Boston College 3, #3 Maine 7 (Gm1)	L	ME
2002	#6 Boston College 2, #3 Maine 4 (Gm2)	L	ME
2003	#2 Boston College 4, #7 Merrimack 1 (Gm1)	W	BC
2003	#2 Boston College 2, #7 Merrimack 1 (Gm2)	W	BC
2004	#1 Boston College 2, #8 Boston University 3 (Gm1)	L	BC
2004	#1 Boston College 4, #8 Boston University 0 (Gm2)	W	BC
2004	#1 Boston College 2, #8 Boston University 4 (Gm3)	L	BC
2005	#1 Boston College 3, #8 Massachusetts 2 (OT) (Gm 1)	W	BC
2005	#1 Boston College 5, #8 Massachusetts 1 (Gm2)	W	BC
2006	#3 Boston College 3, #6 Vermont 2 (OT) (Gm1)	W	BC
2006	#3 Boston College 6, #6 Vermont 2 (Gm2)	W	BC
2007	#2 Boston College 3, #7 Northeastern 0 (Gm1)	W	BC
2007	#2 Boston College 7, #7 Northeastern 1 (Gm2)	W	BC
2008	#4 Boston College 5, #5 Providence 1 (Gm1)	W	BC
2008	#4 Boston College 5, #5 Providence 1 (Gm2)	W	BC
2009	#6 Boston College 5, #3 New Hampshire 3	W	UNH
2009	#6 Boston College 1, #3 New Hampshire 0	W	UNH
2010	#2 Boston College 6, #7 Massachusetts 5	W	BC
2010	#2 Boston College 5, #7 Massachusetts 2	W	BC
2011	#1 Boston College 4, #8 Massachusetts 1	W	BC
2011	#1 Boston College 4, #8 Massachusetts 2	W	BC
2012	#1 Boston College 2, #8 Massachusetts 1	W	BC
2012	#1 Boston College 3, #8 Massachusetts 2	W	BC
2013	#2 Boston College 4, #7 Vermont 2	W	BC
2013	#2 Boston College 4, #7 Vermont 1	W	BC
2014	#1 Boston College 2, #8 Notre Dame 7	L	BC
2014	#1 Boston College 4, #8 Notre Dame 2	W	BC
2014	#1 Boston College 2, #8 Notre Dame 4	L	BC
2015	#3 Boston College 4, #7 Vermont 2	W	BC
2015	#3 Boston College 1, #7 Vermont 3	L	BC
2015	#3 Boston College 0, #7 Vermont 1	L	BC
2016	#1 Boston College 3, #9 Vermont 0	W	BC
2016	#1 Boston College 2, #9 Vermont 4	L	BC
2016	#1 Boston College 4, #9 Vermont 3 (OT)	W	BC
2017	#3 Boston College 7, #6 Vermont 0	W	BC
2017	#3 Boston College 7, #6 Vermont 4	W	BC
2018	#1 Boston College 1, #10 Merrimack 0	W	BC
2018	#1 Boston College 4, #10 Merrimack 3 (OT)	W	BC
2019	#7 Boston College 4, #2 Providence 5 (OT)	L	PC
2019	#7 Boston College 4, #2 Providence 3 (OT)	W	PC
2019	#7 Boston College 2, #2 Providence 1	W	PC
2021	#1 Boston College 3, #9 New Hampshire 2	W	BC

Boston College (cont.)**Semifinals (18-8) 26 Appearances**

Year	Game	Result	Site
1985	#1 Boston College 6, #5 UMass Lowell 5	W	PCC
1986	#1 Boston College 5, #6 UMass Lowell 2	W	PCC
1987	#1 Boston College 9, #5 Northeastern 3	W	BG
1989	#1 Boston College 6, #4 Providence 5 (2OT)	W	BC
1990	#1 Boston College 5, #5 New Hampshire 4 (OT)	W	BC
1992	#5 Boston College 3, #1 Maine 7	L	BG
1997	#5 Boston College 0, #2 New Hampshire 4	L	FC
1998	#2 Boston College 7, #8 Merrimack 2	W	FC
1999	#3 Boston College 3, #2 Maine 2	W	FC
2000	#3 Boston College 2, #2 New Hampshire 1	W	FC
2001	#1 Boston College 5, #5 UMass Lowell 1	W	FC
2003	#2 Boston College 5, #5 Boston University 6 (2OT)	L	FC
2005	#1 Boston College 2, #4 Maine 1 (2OT)	W	TD
2006	#3 Boston College 4, #2 Maine 1	W	TD
2007	#2 Boston College 6, #3 Boston University 2	W	TD
2008	#4 Boston College 5, #1 New Hampshire 4 (3OT)	W	TD
2009	#6 Boston College 2, #1 Boston University 3	L	TD
2010	#2 Boston College 3, #8 Vermont 0	W	TD
2011	#1 Boston College 5, #6 Northeastern 4	W	TD
2012	#1 Boston College 4, #7 Providence 2	W	TD
2013	#2 Boston College 3, #3 Boston University 6	L	TD
2016	#1 Boston College 4, #6 Northeastern 5	L	TD
2017	#3 Boston College 3, #2 Boston University 2	W	TD
2018	#1 Boston College 3, #4 Boston University 4 (OT)	L	TD
2019	#7 Boston College 3, #1 Massachusetts 0	W	TD
2021	#1 Boston College 5, #7 UMass Lowell 6 (2OT)	L	BC

Championship Game (11-7) 18 Appearances

Year	Game	Result	Site
1985	#1 Boston College 1, #3 Providence 2 (OT)	L	PCC
1986	#1 Boston College 4, #2 Boston University 9	L	PCC
1987	#1 Boston College 4, #3 Maine 2	W	BG
1989	#1 Boston College 4, #2 Maine 5	L	BC
1990	#1 Boston College 4, #2 Maine 3	W	BC
1998	#2 Boston College 3, #6 Maine 2	W	FC
1999	#3 Boston College 5, #1 New Hampshire 4 (OT)	W	FC
2000	#3 Boston College 1, #4 Maine 2	L	FC
2001	#1 Boston College 5, #3 Providence 3	W	FC
2005	#1 Boston College 3, #3 New Hampshire 1	W	TD
2006	#3 Boston College 1, #1 Boston University 2 (OT)	L	TD
2007	#2 Boston College 5, #1 New Hampshire 2	W	TD
2008	#4 Boston College 4, #3 Vermont 0	W	TD
2010	#2 Boston College 7, #4 Maine 6 (OT)	W	TD
2011	#1 Boston College 5, #4 Merrimack 3	W	TD
2012	#1 Boston College 4, #4 Maine 1	W	TD
2017	#3 Boston College 3, #1 UMass Lowell 4	L	TD
2019	#7 Boston College 2, #3 Northeastern 3	L	TD

Consolation Game (0-0-1)

Year	Game	Result	Site
1997	#5 Boston College 2, #6 UMass Lowell 2 (OT)	T	FC

BOSTON UNIVERSITY (76-42-1)**Opening Round (2-1) 2 Appearances**

Year	Game	Result	Site
2014	#9 Boston University 2, #8 Notre Dame 3	L	ND
2016	#5 Boston University 2, #12 Massachusetts 1 (OT)	W	BU
2016	#5 Boston University 5, #12 Massachusetts 4	W	BU

Quarterfinals (51-25-1) 33 Appearances

Year	Game	Result	Site
1985	#2 Boston University 7, #7 Maine 4 (Gm1)	W	BU
1985	#2 Boston University 4, #7 Maine 2 (Gm2)	W	BU
1986	#2 Boston University 1, #7 New Hampshire 1 (Gm1)	T	BU
1986	#2 Boston University 4, #7 New Hampshire 3 (Gm2)	W	BU
1987	#4 Boston University 2, #5 Northeastern 3	L	BU
1988	#3 Boston University 2, #6 Providence 3 (Gm1)	L	BU
1988	#3 Boston University 4, #6 Providence 6 (Gm2)	L	BU
1989	#5 Boston University 2, #4 Providence 3	L	PC
1990	#3 Boston University 3, #6 Northeastern 4 (Gm1)	L	BU
1990	#3 Boston University 5, #6 Northeastern 2 (Gm2)	W	BU
1990	#3 Boston University 5, #6 Northeastern 3 (Gm3)	W	BU
1991	#3 Boston University 7, #6 Merrimack 1	W	BU
1992	#4 Boston University 2, #5 Boston College 5	L	BU
1993	#2 Boston University 6, #7 Boston College 2 (Gm1)	W	BU
1993	#2 Boston University 5, #7 Boston College 1 (Gm2)	W	BU
1994	#1 Boston University 8, #8 Maine 5 (Gm1)	W	BU
1994	#1 Boston University 4, #8 Maine 3 (Gm2)	W	BU
1995	#2 Boston University 4, #7 Merrimack 3	W	BU
1996	#1 Boston University 5, #8 Massachusetts 2 (Gm1)	W	BU
1996	#1 Boston University 14, #8 Massachusetts 1 (Gm2)	W	BU
1997	#1 Boston University 6, #8 Northeastern 2 (Gm1)	W	BU
1997	#1 Boston University 7, #8 Northeastern 1 (Gm2)	W	BU
1998	#1 Boston University 1, #8 Merrimack 4 (Gm1)	L	BU
1998	#1 Boston University 6, #8 Merrimack 5 (Gm2)	W	BU
1998	#1 Boston University 4, #8 Merrimack 5 (Gm3)	L	BU
1999	#5 Boston University 2, #4 Providence 8 (Gm1)	L	PC
1999	#5 Boston University 8, #4 Providence 2 (Gm2)	W	PC
1999	#5 Boston University 1, #4 Providence 5 (Gm3)	L	PC
2000	#1 Boston University 4, #8 Massachusetts 2 (Gm1)	W	BU
2000	#1 Boston University 5, #8 Massachusetts 2 (Gm2)	W	BU
2001	#6 Boston University 3, #3 Providence 6 (Gm1)	L	PC
2001	#6 Boston University 2, #3 Providence 1 (Gm2)	W	PC
2001	#6 Boston University 3, #3 Providence 4 2OT (Gm3)	L	PC
2002	#2 Boston University 3, #7 Providence 2 (Gm1)	W	BU
2002	#2 Boston University 4, #7 Providence 2 (Gm2)	W	BU
2003	#5 Boston University 5, #4 Providence 4 OT	W	PC
2003	#5 Boston University 7, #4 Providence 1	W	PC
2004	#8 Boston University 3, #1 Boston College 2	W	BC
2004	#8 Boston University 0, #1 Boston College 4	L	BC
2004	#8 Boston University 4, #1 Boston College 2	W	BC
2005	#2 Boston University 1, #7 Providence 4	L	BU
2005	#2 Boston University 2, #7 Providence 0	W	BU
2005	#2 Boston University 2, #7 Providence 0	W	BU
2006	#1 Boston University 4, #8 Massachusetts 1	W	BU
2006	#1 Boston University 4, #8 Massachusetts 1	W	BU
2007	#3 Boston University 2, #6 Vermont 3	L	BU
2007	#3 Boston University 2, #6 Vermont 0	W	BU
2007	#3 Boston University 3, #6 Vermont 2 OT	W	BU
2008	#2 Boston University 5, #7 UMass Lowell 3	W	BU
2008	#2 Boston University 1, #7 UMass Lowell 4	L	BU
2008	#2 Boston University 4, #7 UMass Lowell 2	W	BU
2009	#1 Boston University 2, #8 Maine 1	W	BU
2009	#1 Boston University 3, #8 Maine 6	L	BU
2009	#1 Boston University 6, #8 Maine 2	W	BU
2010	#3 Boston University 3, #6 Merrimack 2	W	BU
2010	#3 Boston University 2, #6 Merrimack 3 OT	L	BU
2010	#3 Boston University 3, #6 Merrimack 0	W	BU
2011	#3 Boston University 2, #6 Northeastern 4	L	BU
2011	#3 Boston University 5, #6 Northeastern 2	W	BU
2011	#3 Boston University 4, #6 Northeastern 5	L	BU
2012	#3 Boston University 2, #6 New Hampshire 3 2OT	L	BU
2012	#3 Boston University 4, #6 New Hampshire 2	W	BU
2012	#3 Boston University 5, #6 New Hampshire 4 2OT	W	BU
2013	#3 Boston University 3, #6 Merrimack 0	W	BU
2013	#3 Boston University 5, #6 Merrimack 3	W	BU
2015	#1 Boston University 6, #11 Merrimack 2	W	BU
2015	#1 Boston University 4, #11 Merrimack 0	W	BU

Boston University (cont.)**Quarterfinals (cont.)**

Year	Game	Result	Site
2016	#5 Boston University 2, #4 UMass Lowell 3	L	UML
2016	#5 Boston University 0, #4 UMass Lowell 5	L	UML
2017	#2 Boston University 3, #8 Northeastern 2 (OT)	W	BU
2017	#2 Boston University 3, #8 Northeastern 2	W	BU
2018	#4 Boston University 5, #5 UConn 3 (OT)	W	BU
2018	#4 Boston University 2, #5 UConn 1	W	BU
2019	#5 Boston University 3, #4 UMass Lowell 0	W	UML
2019	#5 Boston University 4, #4 UMass Lowell 6	L	UML
2019	#5 Boston University 4, #4 UMass Lowell 1	W	UML
2021	#2 Boston University 2, #7 UMass Lowell 1	L	BU (WBA)

Semifinals (12-13) 25 Appearances

Year	Game	Result	Site
1985	#2 Boston University 2, #3 Providence 5	L	PCC
1986	#2 Boston University 3, #4 Providence 2	W	PCC
1990	#3 Boston University 1, #2 Maine 3	L	ME
1991	#3 Boston University 7, #4 Providence 5	W	BG
1993	#2 Boston University 2, #3 New Hampshire 0	W	BG
1994	#1 Boston University 5, #4 Northeastern 2	W	BG
1995	#2 Boston University 4, #5 UMass Lowell 2	W	BG
1996	#1 Boston University 4, #4 Providence 5	L	FC
1997	#1 Boston University 3, #6 UMass Lowell 2	W	FC
2000	#1 Boston University 2, #4 Maine 4	L	FC
2002	#2 Boston University 3, #3 Maine 4	L	FC
2003	#5 Boston University 6, #2 Boston College 5 (2OT)	W	FC
2004	#8 Boston University 0, #2 Maine 1	L	FC
2005	#2 Boston University 2, #3 New Hampshire 5	L	TD
2006	#1 Boston University 9, #4 New Hampshire 2	W	TD
2007	#3 Boston University 2, #2 Boston College 6	L	TD
2008	#2 Boston University 1, #3 Vermont 3	L	TD
2009	#1 Boston University 3, #6 Boston College 2	W	TD
2010	#3 Boston University 2, #4 Maine 5	L	TD
2012	#3 Boston University 3, #4 Maine 5	L	TD
2013	#3 Boston University 6, #2 Boston College 3	W	TD
2015	#1 Boston University 4, #8 New Hampshire 1	W	TD
2017	#2 Boston University 2, #3 Boston College 3	L	TD
2018	#4 Boston University 4, #1 Boston College 3 (OT)	W	TD
2019	#5 Boston University 1, #3 Northeastern 2 (OT)	L	TD

Championship Game (9-3) 12 Appearances

Year	Game	Result	Site
1986	#2 Boston University 9, #1 Boston College 4	W	PCC
1991	#3 Boston University 4, #2 Maine 3 (OT)	W	BG
1993	#2 Boston University 2, #1 Maine 5	L	BG
1994	#1 Boston University 3, #2 UMass Lowell 2	W	BG
1995	#2 Boston University 3, #6 Providence 2	W	BG
1997	#1 Boston University 4, #2 New Hampshire 2	W	FC
2003	#5 Boston University 0, #1 New Hampshire 1 OT	L	FC
2006	#1 Boston University 2, #3 Boston College 1 (OT)	W	TD
2009	#1 Boston University 1, #5 UMass Lowell 0	W	TD
2013	#3 Boston University 0, #1 UMass Lowell 1	L	TD
2015	#1 Boston University 5, #4 UMass Lowell 3	W	TD
2018	#4 Boston University 2, #3 Providence 0	W	TD

Consolation Game (2-0)

Year	Game	Result	Site
1985	#2 Boston University 6, #5 Lowell 4	W	PCC
1996	#1 Boston University 7, #2 UMass Lowell 3	W	FC

UNIVERSITY OF CONNECTICUT (0-9-0)

Opening Round (0-6) 3 Appearances

<u>Year</u>	<u>Game</u>	<u>Result</u>	<u>Site</u>
2015	#9 UConn 2, #8 New Hampshire 5	L	UNH
2015	#9 UConn 0, #8 New Hampshire 2	L	UNH
2016	#8 UConn 1, #9 Vermont 2	L	UConn
2016	#8 UConn 3, #9 Vermont 4	L	UConn
2017	#9 UConn 1, #8 Northeastern 3	L	NU
2017	#9 UConn 2, #8 Northeastern 6	L	NU

Quarterfinals (0-3) 2 Appearances

<u>Year</u>	<u>Game</u>	<u>Result</u>	<u>Site</u>
2018	#5 UConn 4, #4 Boston University 5 (OT)	L	BU
2018	#5 UConn 1, #4 Boston University 2	L	BU
2021	#4 UConn 1, #5 Providence 6	L	UC (FIF)

UNIVERSITY OF MAINE (56-43-0)

Opening Round (4-7) 6 Appearances

Year	Game	Result	Site
2014	#6 Maine 2, #11 Merrimack 0	W	ME
2015	#10 Maine 2, #7 Vermont 4	L	UVM
2015	#10 Maine 4, #7 Vermont 2	W	UVM
2015	#10 Maine 2, #7 Vermont 3 (OT)	L	UVM
2016	#11 Maine 2, #6 Northeastern 3 (OT)	L	NU
2016	#11 Maine 3, #6 Northeastern 4 (OT)	L	NU
2017	#11 Maine 0, #6 Vermont 5	L	UVM
2017	#11 Maine 1, #6 Vermont 5	L	UVM
2018	#6 Maine 4, #11 New Hampshire 1	W	ME
2018	#6 Maine 3, #11 New Hampshire 2	W	ME
2021	#8 Maine 2, #9 New Hampshire 7	L	ME

Quarterfinals (31-22) 26 Appearances

Year	Game	Result	Site
1985	#7 Maine 4, #2 Boston University 7 (Gm1)	L	BU
1985	#7 Maine 2, #2 Boston University 4 (Gm2)	L	BU
1986	#5 Maine 4, #4 Providence 5 (Gm1)	L	PC
1986	#5 Maine 2, #4 Providence 5 (Gm2)	L	PC
1987	#3 Maine 5, #6 Providence 2	W	ME
1990	#2 Maine 7, #7 Lowell 3 (Gm1)	W	ME
1990	#2 Maine 16, #7 Lowell 0 (Gm2)	W	ME
1991	#2 Maine 5, #7 Lowell 3	W	ME
1992	#1 Maine 7, #7 Merrimack 0	W	ME
1993	#1 Maine 6, #8 Northeastern 1	W	ME
1993	#1 Maine 9, #8 Northeastern 5	W	ME
1994	#8 Maine 5, #1 Boston University 8 (Gm1)	L	BU
1994	#8 Maine 3, #1 Boston University 4 (Gm2)	L	BU
1995	#1 Maine 7, #9 Massachusetts 4	W	ME
1996	#3 Maine 4, #6 New Hampshire 2	W	ME
1996	#3 Maine 8, #6 New Hampshire 4	W	ME
1998	#6 Maine 3, #3 New Hampshire 2 (2OT)	W	UNH
1998	#6 Maine 5, #3 New Hampshire 3	W	UNH
1999	#2 Maine 3, #7 Massachusetts 1	W	ME
1999	#2 Maine 5, #7 Massachusetts 2	W	ME
2000	#4 Maine 5, #5 Providence 3	W	ME
2000	#4 Maine 5, #5 Providence 4 (OT)	W	ME
2001	#2 Maine 2, #7 Northeastern 1	W	ME
2001	#2 Maine 6, #7 Northeastern 3	W	ME
2002	#3 Maine 7, #6 Boston College 3	W	ME
2002	#3 Maine 4, #6 Boston College 2	W	ME
2003	#3 Maine 3, #6 Massachusetts 5	L	ME
2003	#3 Maine 2, #6 Massachusetts 4	L	ME
2004	#2 Maine 2, #7 Merrimack 1	W	ME
2004	#2 Maine 3, #7 Merrimack 2	W	ME
2005	#4 Maine 7, #5 UMass Lowell 2	W	ME
2005	#4 Maine 5, #5 UMass Lowell 1	W	ME
2006	#2 Maine 4, #7 UMass Lowell 3 (OT)	W	ME
2006	#2 Maine 4, #7 UMass Lowell 3	W	ME
2007	#5 Maine 2, #4 Massachusetts 3	L	UM
2007	#5 Maine 2, #4 Massachusetts 5	L	UM
2009	#8 Maine 1, #1 Boston University 2	L	BU
2009	#8 Maine 6, #1 Boston University 3	W	BU
2009	#8 Maine 2, #1 Boston University 6	L	BU
2010	#4 Maine 1, #5 UMass Lowell 2	L	ME
2010	#4 Maine 2, #5 UMass Lowell 0	W	ME
2010	#4 Maine 3, #5 UMass Lowell 2 (OT)	W	ME
2011	#5 Maine 4, #4 Merrimack 5	L	MC
2011	#5 Maine 2, #4 Merrimack 6	L	MC
2012	#4 Maine 2, #5 Merrimack 1	W	ME
2012	#4 Maine 2, #5 Merrimack 5	L	ME
2012	#4 Maine 2, #5 Merrimack 1	W	ME
2013	#8 Maine 1, #1 UMass Lowell 4	L	UML
2013	#8 Maine 1, #1 UMass Lowell 2 (OT)	L	UML
2014	#6 Maine 1, #3 Providence 3	L	PC
2014	#6 Maine 2, #3 Providence 4	L	PC
2018	#6 Maine 3, #3 Providence 4	L	PC
2018	#6 Maine 2, #3 Providence 3	L	PC

Maine (cont.)

Semifinals (15-5) 20 Appearances

Year	Game	Result	Site
1987	#3 Maine 5, #2 Lowell 4	W	BG
1988	#1 Maine 6, #6 Providence 5 (Gm1)	W	ME
1988	#1 Maine 11, #6 Providence 2 (Gm2)	W	ME
1989	#2 Maine 3, #3 Northeastern 2 (OT)	W	BC
1990	#2 Maine 3, #3 Boston University 1	W	ME
1991	#2 Maine 4, #8 Northeastern 3 (OT)	W	BG
1992	#1 Maine 7, #5 Boston College 3	W	BG
1993	#1 Maine 7, #4 Lowell 5	W	BG
1995	#1 Maine 3, #6 Providence 7	L	BG
1996	#3 Maine 5, #2 UMass Lowell 2	W	FC
1998	#6 Maine 6, #5 UMass Lowell 2	W	FC
1999	#2 Maine 2, #3 Boston College 3	L	FC
2000	#4 Maine 4, #1 Boston University 2	W	FC
2001	#2 Maine 3, #3 Providence 4	L	FC
2002	#3 Maine 4, #2 Boston University 3	W	FC
2004	#2 Maine 1, #8 Boston University 0	W	FC
2005	#4 Maine 1, #1 Boston College 2 (2OT)	L	TD
2006	#2 Maine 1, #3 Boston College 4	L	TD
2010	#4 Maine 5, #3 Boston University 2	W	TD
2012	#4 Maine 5, #3 Boston University 3	W	TD

Championship Game (5-9) 14 Appearances

Year	Game	Result	Site
1987	#3 Maine 2, #1 Boston College 4	L	BG
1988	#1 Maine 3, #2 Northeastern 4	L	BG
1989	#2 Maine 5, #1 Boston College 4	W	BC
1990	#2 Maine 3, #1 Boston College 4	L	BC
1991	#2 Maine 3, #3 Boston University 4 (OT)	L	BG
1992	#1 Maine 4, #2 New Hampshire 1	W	BG
1993	#1 Maine 5, #2 Boston University 2	W	BG
1996	#3 Maine 2, #4 Providence 3	L	FC
1998	#6 Maine 2, #2 Boston College 3	L	FC
2000	#4 Maine 2, #3 Boston College 1	W	FC
2002	#3 Maine 1, #1 New Hampshire 3	L	FC
2004	#2 Maine 2, #3 Massachusetts 1 (3OT)	W	FC
2010	#4 Maine 6, #2 Boston College 7 (OT)	L	TD
2012	#4 Maine 1, #1 Boston College 4	L	TD

Consolation Game (1-0)

Year	Game	Result	Site
1995	#1 Maine 6, #5 UMass Lowell 0	W	BG

UNIVERSITY OF MASSACHUSETTS (17-37-0)

Opening Round (3-8) 6 Appearances

Year	Game	Result	Site
1995	#9 Massachusetts 5, #8 Boston College 4	W	BC
2014	#10 Massachusetts 1, #7 Vermont 2	L	UVM
2015	#12 Massachusetts 4, #5 Notre Dame 3 (5OT)	W	ND
2015	#12 Massachusetts 3, #5 Notre Dame 5	L	ND
2015	#12 Massachusetts 0, #5 Notre Dame 7	L	ND
2016	#12 Massachusetts 1, #5 Boston University 2 (OT)	L	BU
2016	#12 Massachusetts 4, #5 Boston University 5	L	BU
2017	#12 Massachusetts 0, #5 Providence 3	L	PC
2017	#12 Massachusetts 1, #5 Providence 5	L	PC
2018	#8 Massachusetts 3, #9 Vermont 2 (OT)	W	MA
2018	#8 Massachusetts 3, #9 Vermont 4 (OT)	L	MA
2016	#8 Massachusetts 5, #9 Vermont 1 (OT)	W	MA

Quarterfinals (10-25) 18 Appearances

Year	Game	Result	Site
1995	#9 Massachusetts 4, #1 Maine 7	L	ME
1996	#8 Massachusetts 2, #1 Boston University 5 (Gm1)	L	BU
1996	#8 Massachusetts 1, #1 Boston University 14 (Gm2)	L	BU
1997	#7 Massachusetts 1, #2 New Hampshire 5 (Gm1)	L	UNH
1997	#7 Massachusetts 2, #2 New Hampshire 8 (Gm2)	L	UNH
1999	#7 Massachusetts 1, #2 Maine 3 (Gm1)	L	ME
1999	#7 Massachusetts 2, #2 Maine 5 (Gm2)	L	ME
2000	#8 Massachusetts 2, #1 Boston University 4	L	BU
2000	#8 Massachusetts 2, #1 Boston University 5	L	BU
2003	#6 Massachusetts 5, #3 Maine 3	W	ME
2003	#6 Massachusetts 4, #3 Maine 2	W	ME
2004	#3 Massachusetts 6, #6 UMass Lowell 3	W	UM
2004	#3 Massachusetts 3, #6 UMass Lowell 1	W	UM
2005	#8 Massachusetts 2, #1 Boston College 3 (OT)	L	BC
2005	#8 Massachusetts 1, #1 Boston College 5	L	BC
2006	#8 Massachusetts 1, #1 Boston University 4	L	BU
2006	#8 Massachusetts 1, #1 Boston University 4	L	BU
2007	#4 Massachusetts 3, #5 Maine 2	W	UM
2007	#4 Massachusetts 5, #5 Maine 2	W	UM
2008	#8 Massachusetts 1, #1 New Hampshire 4	L	UNH
2008	#8 Massachusetts 2, #1 New Hampshire 7	L	UNH
2009	#7 Massachusetts 2, #2 Northeastern 1	W	NU
2009	#7 Massachusetts 1, #2 Northeastern 4	L	NU
2009	#7 Massachusetts 2, #2 Northeastern 3 (OT)	L	NU
2010	#7 Massachusetts 5, #2 Boston College 6	L	BC
2010	#7 Massachusetts 2, #2 Boston College 5	L	BC
2011	#8 Massachusetts 1, #1 Boston College 4	L	BC
2011	#8 Massachusetts 2, #1 Boston College 4	L	BC
2012	#8 Massachusetts 1, #1 Boston College 2	L	BC
2012	#8 Massachusetts 2, #1 Boston College 3	L	BC
2018	#8 Massachusetts 2, #2 Northeastern 3	L	NU
2018	#8 Massachusetts 2, #2 Northeastern 7	L	NU
2019	#1 Massachusetts 5, #8 New Hampshire 4 (OT)	W	UMA
2019	#1 Massachusetts 6, #8 New Hampshire 0	W	UMA
2021	#3 Massachusetts 4, #6 Northeastern 1	W	UMA

Semifinals (2-3) 5 Appearances

Year	Game	Result	Site
2003	#6 Massachusetts 4, #1 New Hampshire 5	L	FC
2004	#3 Massachusetts 5, #4 New Hampshire 2	W	FC
2007	#4 Massachusetts 2, #1 New Hampshire 3 (2OT)	L	TD
2019	#1 Massachusetts 0, #7 Boston College 3	L	TD
2021	#3 Massachusetts 5, #5 Providence 2	W	UMA

Championship Game (1-1) 2 Appearances

Year	Game	Result	Site
2004	#3 Massachusetts 1, #2 Maine 2 (3OT)	L	FC
2021	#3 Massachusetts 1, #7 UMass Lowell 0	W	UMA

UMASS LOWELL (49-51-3)**Opening Round (1-2-0) 2 Appearances**

Year	Game	Result	Site
2018	#7 UMass Lowell 1, #10 Merrimack 2 (OT)	L	UML
2018	#7 UMass Lowell 2, #10 Merrimack 3 (OT)	L	UML
2021	#7 UMass Lowell 5, #10 Vermont 2	W	UML

Quarterfinals (34-30-2) 31 Appearances

Year	Game	Result	Site
1985	#5 Lowell 7, #4 New Hampshire 6 (Gm1)	W	UNH
1985	#5 Lowell 4, #4 New Hampshire 8 (Gm2)	L	UNH
1986	#6 Lowell 4, #3 Northeastern 2 (Gm1)	W	NU
1986	#6 Lowell 3, #3 Northeastern 4 (Gm2)	L	NU
1988	#4 Lowell 3, #5 Boston College 3 (Gm1)	T	UML
1988	#4 Lowell 5, #5 Boston College 2 (Gm2)	W	UML
1990	#7 Lowell 3, #2 Maine 7 (Gm1)	L	ME
1990	#7 Lowell 0, #2 Maine 16 (Gm2)	L	ME
1991	#7 Lowell 3, #2 Maine 5	L	ME
1992	#6 UMass Lowell 0, #3 Providence 7	L	PC
1993	#4 UMass Lowell 7, #5 Providence 4 (Gm1)	W	UML
1993	#4 UMass Lowell 3, #5 Providence 3 (OT) (Gm2)	T	UML
1994	#2 UMass Lowell 7, #7 Merrimack 1 (Gm1)	W	UML
1994	#2 UMass Lowell 3, #7 Merrimack 0 (Gm2)	W	UML
1995	#5 UMass Lowell 5, #4 Northeastern 2	W	NU
1996	#2 UMass Lowell 7, #7 Northeastern 3 (Gm1)	W	UML
1996	#2 UMass Lowell 4, #7 Northeastern 3 (Gm2)	W	UML
1997	#6 UMass Lowell 6, #3 Providence 2 (Gm1)	W	PC
1997	#6 UMass Lowell 6, #3 Providence 5 (Gm2)	W	PC
1998	#5 UMass Lowell 8, #4 Northeastern 2 (Gm1)	W	NU
1998	#5 UMass Lowell 2, #4 Northeastern 3 (Gm2)	L	NU
1998	#5 UMass Lowell 5, #4 Northeastern 1 (Gm3)	W	NU
1999	#6 UMass Lowell 0, #3 Boston College 5 (Gm1)	L	BC
1999	#6 UMass Lowell 4, #3 Boston College 5 (Gm2)	L	BC
2001	#5 UMass Lowell 2, #4 New Hampshire 4	L	UNH
2001	#5 UMass Lowell 2, #4 New Hampshire 1	W	UNH
2001	#5 UMass Lowell 2, #4 New Hampshire 1	W	UNH
2002	#4 UMass Lowell 5, #5 Northeastern 2	W	UML
2002	#4 UMass Lowell 2, #5 Northeastern 4	L	UML
2002	#4 UMass Lowell 3, #5 Northeastern 1	W	UML
2003	#8 UMass Lowell 4, #1 New Hampshire 8	L	UNH
2003	#8 UMass Lowell 4, #1 New Hampshire 8	L	UNH
2004	#6 UMass Lowell 3, #3 Massachusetts 6	L	UM
2004	#6 UMass Lowell 1, #3 Massachusetts 3	L	UM
2005	#5 UMass Lowell 2, #4 Maine 7	L	ME
2005	#5 UMass Lowell 1, #4 Maine 5	L	ME
2006	#7 UMass Lowell 3, #2 Maine 4 (OT)	L	ME
2006	#7 UMass Lowell 3, #2 Maine 4	L	ME
2008	#7 UMass Lowell 3, #2 Boston University 5	L	BU
2008	#7 UMass Lowell 4, #2 Boston University 1	W	BU
2008	#7 UMass Lowell 2, #2 Boston University 4	L	BU
2009	#5 UMass Lowell 4, #4 Vermont 3 (OT)	W	UVM
2009	#5 UMass Lowell 4, #4 Vermont 2	W	UVM
2010	#5 UMass Lowell 2, #4 Maine 1	W	ME
2010	#5 UMass Lowell 0, #4 Maine 2	L	ME
2010	#5 UMass Lowell 2, #4 Maine 3 (OT)	L	ME
2012	#2 UMass Lowell 3, #7 Providence 5	L	UML
2012	#2 UMass Lowell 3, #7 Providence 2 (OT)	W	UML
2012	#2 UMass Lowell 0, #7 Providence 1	L	UML
2013	#1 UMass Lowell 4, #8 Maine 1	W	UML
2013	#1 UMass Lowell 2, #8 Maine 1 (OT)	W	UML
2014	#2 UMass Lowell 3, #7 Vermont 2	W	UML
2014	#2 UMass Lowell 2, #7 Vermont 3 (OT)	L	UML
2014	#2 UMass Lowell 2, #7 Vermont 1	W	UML
2015	#4 UMass Lowell 5, #5 Notre Dame 0	W	UML
2015	#4 UMass Lowell 2, #5 Notre Dame 4	L	UML
2015	#4 UMass Lowell 6, #5 Notre Dame 4	W	UML
2016	#4 UMass Lowell 3, #5 Boston University 2	W	UML
2016	#4 UMass Lowell 5, #5 Boston University 0	W	UML
2017	#1 UMass Lowell 1, #10 New Hampshire 3	L	UML
2017	#1 UMass Lowell 3, #10 New Hampshire 1	W	UML
2017	#1 UMass Lowell 8, #10 New Hampshire 2	W	UML
2019	#4 UMass Lowell 0, #5 Boston University 3	L	UML
2019	#4 UMass Lowell 6, #5 Boston University 4	W	UML
2019	#4 UMass Lowell 1, #5 Boston University 4	L	UML
2021	#7 UMass Lowell 2, #2 Boston University 1	W	BU (WBA)

UMass Lowell (cont.)**Semifinals (9-11) 20 Appearances**

Year	Game	Result	Site
1985	#5 Lowell 5, #1 Boston College 6	L	PCC
1986	#6 Lowell 2, #1 Boston College 5	L	PCC
1987	#2 Lowell 4, #3 Maine 5	L	BG
1988	#4 Lowell 1, #2 Northeastern 3 (Gm1)	L	BG
1988	#4 Lowell 2, #2 Northeastern 1 (Gm2)	W	BG
1993	#4 Lowell 5, #1 Maine 7	L	BG
1994	#2 UMass Lowell 4, #3 New Hampshire 2	W	BG
1995	#5 UMass Lowell 2, #2 Boston University 4	L	BG
1996	#2 UMass Lowell 2, #3 Maine 5	L	FC
1997	#6 UMass Lowell 2, #1 Boston University 3	L	FC
1998	#5 UMass Lowell 2, #6 Maine 6	L	FC
2001	#5 UMass Lowell 1, #1 Boston College 5	L	FC
2002	#4 UMass Lowell 3, #1 New Hampshire 4	L	FC
2009	#5 UMass Lowell 3, #2 Northeastern 2 (OT)	W	TD
2013	#1 UMass Lowell 2, #4 Providence 1	W	TD
2014	#2 UMass Lowell 4, #8 Notre Dame 0	W	TD
2015	#4 UMass Lowell 4, #7 Vermont 1	W	TD
2016	#4 UMass Lowell 2, #2 Providence 1 (3OT)	W	TD
2017	#1 UMass Lowell 5, #4 Notre Dame 1	W	TD
2021	#7 UMass Lowell 6, #1 Boston College 5 (2OT)	W	BC

Championship Game (3-5) 8 Appearances

Year	Game	Result	Site
1994	#2 UMass Lowell 2, #1 Boston University 3	L	BG
2009	#5 UMass Lowell 0, #1 Boston University 1	L	TD
2013	#1 UMass Lowell 1, #3 Boston University 0	W	TD
2014	#2 UMass Lowell 4, #4 New Hampshire 0	W	TD
2015	#4 UMass Lowell 3, #1 Boston University 5	L	TD
2016	#4 UMass Lowell 1, #6 Northeastern 3	L	TD
2017	#1 UMass Lowell 4, #3 Boston College 3	W	TD
2021	#7 UMass Lowell 0, #3 Massachusetts 1	L	UMA

Consolation Game (2-3-1)

Year	Game	Result	Site
1985	#5 Lowell 4, #2 Boston University 6	L	PCC
1986	#6 Lowell 8, #4 Providence 5	W	PCC
1993	#4 UMass Lowell 5, #3 New Hampshire 4 (OT)	W	BG
1995	#5 UMass Lowell 0, #1 Maine 6	L	BG
1996	#2 UMass Lowell 3, #1 Boston University 7	L	FC
1997	#6 UMass Lowell 2, #5 Boston College 2	T	FC

MERRIMACK COLLEGE (15-42-0)

Opening Round (7-4) 5 Appearances

Year	Game	Result	Site
2014	#11 Merrimack 0, #6 Maine 2	L	ME
2015	#11 Merrimack 3, #6 Northeastern 2 OT	W	NU
2015	#11 Merrimack 2, #6 Northeastern 1 OT	W	NU
2016	#7 Merrimack 1, #10 New Hampshire 3	L	MC
2016	#7 Merrimack 3, #10 New Hampshire 2 (OT)	W	MC
2016	#7 Merrimack 2, #10 New Hampshire 1	W	MC
2017	#7 Merrimack 4, #10 New Hampshire 0	W	MC
2017	#7 Merrimack 0, #10 New Hampshire 4	L	MC
2017	#7 Merrimack 2, #10 New Hampshire 5	L	MC
2018	#10 Merrimack 2, #7 UMass Lowell 1 (OT)	W	UML
2018	#10 Merrimack 3, #7 UMass Lowell 2 (OT)	W	UML

Quarterfinals (7-36) 21 Appearances

Year	Game	Result	Site
1990	#8 Merrimack 1, #1 Boston College 3 (Gm1)	L	BC
1990	#8 Merrimack 6, #1 Boston College 3 (Gm2)	W	BC
1990	#8 Merrimack 5, #1 Boston College 8 (Gm3)	L	BC
1991	#6 Merrimack 1, #3 Boston University 7	L	BU
1992	#8 Merrimack 0, #1 Maine 7	L	ME
1993	#6 Merrimack 3, #3 New Hampshire 5 (Gm1)	L	UNH
1993	#6 Merrimack 2, #3 New Hampshire 9 (Gm2)	L	UNH
1994	#7 Merrimack 1, #2 UMass Lowell 7 (Gm1)	L	UML
1994	#7 Merrimack 0, #2 UMass Lowell 3 (Gm2)	L	UML
1995	#7 Merrimack 3, #2 Boston University 4	L	BU
1997	#4 Merrimack 6, #5 Boston College 7 (Gm1)	L	MC
1997	#4 Merrimack 3, #5 Boston College 5 (Gm2)	L	MC
1998	#8 Merrimack 4, #1 Boston University 1 (Gm1)	W	BU
1998	#8 Merrimack 5, #1 Boston University 6 (Gm2)	L	BU
1998	#8 Merrimack 5, #1 Boston University 4 (Gm3)	W	BU
1999	#8 Merrimack 2, #1 New Hampshire 3 (Gm1)	L	UNH
1999	#8 Merrimack 4, #1 New Hampshire 5 (Gm2)	L	UNH
2000	#7 Merrimack 2, #2 New Hampshire 5	L	UNH
2000	#7 Merrimack 2, #2 New Hampshire 3 (OT)	L	UNH
2001	#8 Merrimack 0, #1 Boston College 1	L	BC
2001	#8 Merrimack 1, #1 Boston College 5	L	BC
2002	#8 Merrimack 2, #1 New Hampshire 6	L	UNH
2002	#8 Merrimack 4, #1 New Hampshire 5 (OT)	L	UNH
2003	#7 Merrimack 1, #2 Boston College 4	L	BC
2003	#7 Merrimack 1, #2 Boston College 2	L	BC
2004	#7 Merrimack 1, #2 Maine 2	L	ME
2004	#7 Merrimack 2, #2 Maine 3	L	ME
2010	#6 Merrimack 2, #3 Boston University 3	L	BU
2010	#6 Merrimack 3, #3 Boston University 2 (OT)	W	BU
2010	#6 Merrimack 0, #3 Boston University 3	L	BU
2011	#4 Merrimack 5, #5 Maine 4	W	MC
2011	#4 Merrimack 6, #5 Maine 2	W	MC
2012	#5 Merrimack 1, #4 Maine 2	L	ME
2012	#5 Merrimack 5, #4 Maine 2	W	ME
2012	#5 Merrimack 1, #4 Maine 2	L	ME
2013	#6 Merrimack 0, #3 Boston University 3	L	BU
2013	#6 Merrimack 3, #3 Boston University 5	L	BU
2015	#11 Merrimack 2, #1 Boston University 6	L	BU
2015	#11 Merrimack 0, #1 Boston University 4	L	BU
2016	#7 Merrimack 1, #2 Providence 3	L	PC
2016	#7 Merrimack 0, #2 Providence 2	L	PC
2018	#10 Merrimack 0, #1 Boston College 1	L	BC
2018	#10 Merrimack 3, #1 Boston College 4 (OT)	L	BC

Semifinals (1-1)

Year	Game	Result	Site
1998	#8 Merrimack 2, #2 Boston College 7	L	FC
2011	#4 Merrimack 4, #2 New Hampshire 1	W	TD

Championship Game (0-1)

Year	Game	Result	Site
2011	#4 Merrimack 3, #1 Boston College 5	L	TD

UNIVERSITY OF NEW HAMPSHIRE (55-47-2)**Opening Round (6-5) 5 Appearances**

Year	Game	Result	Site
2015	#8 New Hampshire 5, #9 UConn 2	W	UNH
2015	#8 New Hampshire 2, #9 UConn 0	W	UNH
2016	#10 New Hampshire 3, #7 Merrimack 1	W	MC
2016	#10 New Hampshire 2, #7 Merrimack 3 (OT)	L	MC
2016	#10 New Hampshire 1, #7 Merrimack 2	L	MC
2017	#10 New Hampshire 0, #7 Merrimack 4	L	MC
2017	#10 New Hampshire 4, #7 Merrimack 0	W	MC
2017	#10 New Hampshire 5, #7 Merrimack 2	W	MC
2018	#11 New Hampshire 1, #6 Maine 4	L	ME
2018	#11 New Hampshire 2, #6 Maine 3	L	ME
2021	#9 New Hampshire 7, #8 Maine 2	W	ME

Quarterfinals (39-26-1) 29 Appearances

Year	Game	Result	Site
1985	#4 New Hampshire 6, #5 Lowell 7	L	UNH
1985	#4 New Hampshire 8, #5 Lowell 4	W	UNH
1986	#7 New Hampshire 1, #2 Boston University 1	T	BU
1986	#7 New Hampshire 3, #2 Boston University 4	L	BU
1989	#6 New Hampshire 4, #3 Northeastern 5 (OT)	L	NU
1990	#5 New Hampshire 1, #4 Providence 5	L	PC
1990	#5 New Hampshire 2, #4 Providence 0	W	PC
1990	#5 New Hampshire 7, #4 Providence 4	W	PC
1991	#5 New Hampshire 1, #4 Providence 4	L	PC
1992	#2 New Hampshire 4, #7 Northeastern 2	W	UNH
1993	#3 New Hampshire 5, #6 Merrimack 3	W	UNH
1993	#3 New Hampshire 9, #6 Merrimack 2	W	UNH
1994	#3 New Hampshire 4, #6 Boston College 1	W	UNH
1994	#3 New Hampshire 6, #6 Boston College 5 (OT) (Gm 2)	W	UNH
1995	#3 New Hampshire 2, #6 Providence 3 (OT)	L	UNH
1996	#6 New Hampshire 2, #3 Maine 4	L	ME
1996	#6 New Hampshire 4, #3 Maine 8	L	ME
1997	#2 New Hampshire 5, #7 Massachusetts 1	W	UNH
1997	#2 New Hampshire 8, #7 Massachusetts 2	W	UNH
1998	#3 New Hampshire 2, #6 Maine 3 (2OT)	L	UNH
1998	#3 New Hampshire 3, #6 Maine 5	L	UNH
1999	#1 New Hampshire 3, #8 Merrimack 2	W	UNH
1999	#1 New Hampshire 5, #8 Merrimack 4	W	UNH
2000	#2 New Hampshire 5, #7 Merrimack 2	W	UNH
2000	#2 New Hampshire 3, #7 Merrimack 2 (OT)	W	UNH
2001	#4 New Hampshire 4, #5 UMass Lowell 2	W	UNH
2001	#4 New Hampshire 1, #5 UMass Lowell 2	L	UNH
2001	#4 New Hampshire 1, #5 UMass Lowell 2	L	UNH
2002	#1 New Hampshire 6, #8 Merrimack 2	W	UNH
2002	#1 New Hampshire 5, #8 Merrimack 4 (OT)	W	UNH
2003	#1 New Hampshire 8, #8 UMass Lowell 4	W	UNH
2003	#1 New Hampshire 8, #8 UMass Lowell 4	W	UNH
2004	#4 New Hampshire 2, #5 Providence 1	W	UNH
2004	#4 New Hampshire 3, #5 Providence 4 (OT)	L	UNH
2004	#4 New Hampshire 1, #5 Providence 0	W	UNH
2005	#3 New Hampshire 6, #6 Northeastern 1	W	UNH
2005	#3 New Hampshire 4, #6 Northeastern 0	W	UNH
2006	#4 New Hampshire 4, #5 Providence 0	W	UNH
2006	#4 New Hampshire 2, #5 Providence 1 (2OT) (Gm 2)	W	UNH
2007	#1 New Hampshire 4, #8 Providence 0	W	UNH
2007	#1 New Hampshire 6, #8 Providence 0	W	UNH
2008	#1 New Hampshire 4, #8 Massachusetts 1	W	UNH
2008	#1 New Hampshire 7, #8 Massachusetts 2	W	UNH
2009	#3 New Hampshire 3, #6 Boston College 5	L	UNH
2009	#3 New Hampshire 0, #6 Boston College 1	L	UNH
2010	#1 New Hampshire 7, #8 Vermont 4	W	UNH
2010	#1 New Hampshire 0, #8 Vermont 1	L	UNH
2010	#1 New Hampshire 0, #8 Vermont 1 (OT)	L	UNH
2011	#2 New Hampshire 3, #7 Vermont 1	W	UNH
2011	#2 New Hampshire 4, #7 Vermont 3	W	UNH
2012	#6 New Hampshire 3, #3 Boston Univ. 2 (2OT)	W	UNH
2012	#6 New Hampshire 2, #3 Boston University 4	L	UNH
2012	#6 New Hampshire 4, #3 Boston Univ. 5 (2OT)	L	UNH
2013	#5 New Hampshire 2, #4 Providence 3	L	PC
2013	#5 New Hampshire 4, #4 Providence 1	W	PC
2013	#5 New Hampshire 2, #4 Providence 3	L	PC
2014	#4 New Hampshire 1, #5 Northeastern 0	W	UNH
2014	#4 New Hampshire 4, #5 Northeastern 5 (OT)	L	UNH
2014	#4 New Hampshire 5, #5 Northeastern 4	W	UNH

New Hampshire (cont.)**Quarterfinals (cont.)**

Year	Game	Result	Site
2015	#8 New Hampshire 2, #2 Providence 1 (OT)	W	PC
2015	#8 New Hampshire 1, #2 Providence 2	L	PC
2015	#8 New Hampshire 2, #2 Providence 1 (OT)	W	PC
2017	#10 New Hampshire 3, #1 UMass Lowell 1	W	UML
2017	#10 New Hampshire 1, #1 UMass Lowell 3	L	UML
2017	#10 New Hampshire 2, #1 UMass Lowell 8	L	UML
2021	#9 New Hampshire 2, #1 Boston College 3	L	BC

Semifinals (8-9) 17 Appearances

Year	Game	Result	Site
1990	#5 New Hampshire 4, #1 Boston College 5 (OT)	L	BC
1992	#2 New Hampshire 5, #3 Providence 3	W	BG
1993	#3 New Hampshire 0, #2 Boston University 2	L	BG
1994	#3 New Hampshire 2, #2 UMass Lowell 4	L	BG
1997	#2 New Hampshire 4, #5 Boston College 0	W	FC
1999	#1 New Hampshire 6, #4 Providence 2	W	FC
2000	#2 New Hampshire 1, #3 Boston College 2	L	FC
2002	#1 New Hampshire 4, #5 UMass Lowell 3	W	FC
2003	#1 New Hampshire 5, #6 Massachusetts 4	W	FC
2004	#4 New Hampshire 2, #3 Massachusetts 5	L	FC
2005	#3 New Hampshire 5, #2 Boston University 2	W	TD
2006	#4 New Hampshire 2, #1 Boston University 9	L	TD
2007	#1 New Hampshire 3, #4 Massachusetts 2 (2OT)	W	TD
2008	#1 New Hampshire 4, #4 Boston College 5 (3OT)	L	TD
2011	#2 New Hampshire 1, #4 Merrimack 4	L	TD
2014	#4 New Hampshire 3, #3 Providence 1	W	TD
2015	#8 New Hampshire 1, #1 Boston University 4	L	TD

Championship Game (2-6)

Year	Game	Result	Site
1992	#2 New Hampshire 1, #1 Maine 4	L	BG
1997	#2 New Hampshire 2, #1 Boston University 4	L	FC
1999	#1 New Hampshire 4, #3 Boston College 5 (OT)	L	FC
2002	#1 New Hampshire 3, #3 Maine 1	W	FC
2003	#1 New Hampshire 1, #5 Boston University 0 (OT)	W	FC
2005	#3 New Hampshire 1, #1 Boston College 3	L	TD
2007	#1 New Hampshire 2, #2 Boston College 5	L	TD
2014	#4 New Hampshire 0, #2 UMass Lowell 4	L	TD

Consolation Game (0-1-1)

Year	Game	Result	Site
1993	#3 New Hampshire 4, #4 UMass Lowell 5 (OT)	L	BG
1994	#3 New Hampshire 4, #4 Northeastern 4	T	BG

NORTHEASTERN UNIVERSITY (31-45-1)

Opening Round (4-2) 3 Appearances

Year	Game	Result	Site
2015	#6 Northeastern 2, #11 Merrimack 3 (OT)	L	NU
2015	#6 Northeastern 1, #11 Merrimack 2 (OT)	L	NU
2016	#6 Northeastern 3, #11 Maine 2 (OT)	W	NU
2016	#6 Northeastern 4, #11 Maine 3 (OT)	W	NU
2017	#8 Northeastern 3, #9 UConn 1	W	NU
2017	#8 Northeastern 6, #9 UConn 2	W	NU

Quarterfinals (21-34) 26 Appearances

Year	Game	Result	Site
1985	#6 Northeastern 2, #3 Providence 3 (Gm1)	L	PC
1985	#6 Northeastern 0, #3 Providence 3 (Gm2)	L	PC
1986	#3 Northeastern 2, #6 Lowell 4 (Gm1)	L	NU
1986	#3 Northeastern 4, #6 Lowell 3 (Gm2)	W	NU
1987	#5 Northeastern 3, #4 Boston University 2	W	BU
1989	#3 Northeastern 5, #6 New Hampshire 4 (OT)	W	NU
1990	#6 Northeastern 4, #3 Boston University 3	W	BU
1990	#6 Northeastern 2, #3 Boston University 5	L	BU
1990	#6 Northeastern 3, #3 Boston University 5	L	BU
1991	#8 Northeastern 6, #1 Boston College 5	W	BC
1992	#7 Northeastern 2, #2 New Hampshire 4	L	UNH
1993	#8 Northeastern 1, #1 Maine 6	L	ME
1993	#8 Northeastern 5, #1 Maine 9	L	ME
1994	#4 Northeastern 4, #5 Providence 3	W	NU
1994	#4 Northeastern 2, #5 Providence 1 (OT)	W	NU
1995	#4 Northeastern 2, #5 UMass Lowell 5	L	NU
1996	#7 Northeastern 3, #2 UMass Lowell 7	L	UML
1996	#7 Northeastern 3, #2 UMass Lowell 4	L	UML
1997	#8 Northeastern 2, #1 Boston University 6	L	BU
1997	#8 Northeastern 1, #1 Boston University 7	L	BU
1998	#4 Northeastern 2, #5 UMass Lowell 8	L	NU
1998	#4 Northeastern 3, #5 UMass Lowell 2	W	NU
1998	#4 Northeastern 1, #5 UMass Lowell 5	L	NU
2000	#6 Northeastern 4, #3 Boston College 8	L	BC
2000	#6 Northeastern 2, #3 Boston College 3	L	BC
2001	#7 Northeastern 1, #2 Maine 2	L	ME
2001	#7 Northeastern 3, #2 Maine 6	L	ME
2002	#5 Northeastern 2, #4 UMass Lowell 5	L	UML
2002	#5 Northeastern 4, #4 UMass Lowell 2	W	UML
2002	#5 Northeastern 1, #4 UMass Lowell 3	L	UML
2005	#6 Northeastern 1, #3 New Hampshire 6	L	UNH
2005	#6 Northeastern 0, #3 New Hampshire 4	L	UNH
2007	#7 Northeastern 0, #2 Boston College 3	L	BC
2007	#7 Northeastern 1, #2 Boston College 7	L	BC
2008	#6 Northeastern 0, #3 Vermont 1	L	UVM
2008	#6 Northeastern 2, #3 Vermont 1 (OT)	W	UVM
2008	#6 Northeastern 1, #3 Vermont 4	L	UVM
2009	#2 Northeastern 1, #7 Massachusetts 2	L	NU
2009	#2 Northeastern 4, #7 Massachusetts 1	W	NU
2009	#2 Northeastern 3, #7 Massachusetts 2 (OT)	W	NU
2011	#6 Northeastern 4, #3 Boston University 2	W	BU
2011	#6 Northeastern 2, #3 Boston University 5	L	BU
2011	#6 Northeastern 5, #4 Boston University 4	W	BU
2014	#5 Northeastern 0, #4 New Hampshire 1	L	UNH
2014	#5 Northeastern 5, #4 New Hampshire 4 (OT) (Gm 2)	W	UNH
2014	#5 Northeastern 4, #4 New Hampshire 5	L	UNH
2016	#6 Northeastern 3, #3 Notre Dame 1	W	ND
2016	#6 Northeastern 6, #3 Notre Dame 4	W	ND
2017	#8 Northeastern 2, #2 Boston University 3 (OT)	L	BU
2017	#8 Northeastern 2, #2 Boston University 3	L	BU
2018	#2 Northeastern 3, #8 Massachusetts 2	W	NU
2018	#2 Northeastern 7, #8 Massachusetts 2	W	NU
2019	#3 Northeastern 2, #6 Maine 1 (OT)	W	NU
2019	#3 Northeastern 2, #6 Maine 1	W	NU
2021	#6 Northeastern 1, #3 Massachusetts	L	NU

Northeastern (cont.)

Semifinals (3-8) 11 Appearances

Year	Game	Result	Site
1987	#5 Northeastern 3, #1 Boston College 9	L	BG
1988	#2 Northeastern 3, #4 Lowell 1 (Gm1)	W	BG
1988	#2 Northeastern 1, #4 Lowell 2 (Gm2)	L	BG
1989	#3 Northeastern 2, #2 Maine 3 (OT)	L	ME
1991	#8 Northeastern 3, #2 Maine 4	L	BG
1994	#4 Northeastern 2, #1 Boston University 5	L	BG
2009	#2 Northeastern 2, #5 UMass Lowell 3 (OT)	L	TD
2011	#6 Northeastern 4, #1 Boston College 5	L	TD
2016	#6 Northeastern 5, #1 Boston College 4	W	TD
2018	#2 Northeastern 2, #3 Providence 3 (OT)	L	TD
2019	#3 Northeastern 2, #5 Boston University 1 (OT)	W	TD

Championship Game (3-0) 3 Appearances

Year	Game	Result	Site
1988	#2 Northeastern 4, #1 Maine 3	W	BG
2016	#6 Northeastern 3, #4 UMass Lowell 2	W	TD
2019	#3 Northeastern 3, #7 Boston College 2	W	TD

Consolation Game (0-1-1)

Year	Game	Result	Site
1989	#3 Northeastern 2, #4 Providence 3	L	BC
1994	#4 Northeastern 4, #3 New Hampshire 4	T	BG

PROVIDENCE COLLEGE (42-52-1)

Opening Round (2-0) 1 Appearance

Year	Game	Result	Site
2017	#5 Providence, #12 Massachusetts 0	W	PC
2017	#5 Providence 5, #12 Massachusetts 1	W	PC

Quarterfinals (32-36-1) 31 Appearances

Year	Game	Result	Site
1985	#3 Providence 3, #6 Northeastern 2 (Gm1)	W	PC
1985	#3 Providence 3, #6 Northeastern 0 (Gm2)	W	PC
1986	#4 Providence 5, #5 Maine 4 (Gm1)	W	PC
1986	#4 Providence 5, #5 Maine 2 (Gm2)	W	PC
1987	#6 Providence 2, #3 Maine 5	L	ME
1988	#6 Providence 3, #3 Boston University 2 (Gm1)	W	BU
1988	#6 Providence 6, #3 Boston University 4 (Gm2)	W	BU
1989	#4 Providence 3, #5 Boston University 2	W	PC
1990	#4 Providence 5, #5 New Hampshire 1 (Gm1)	W	PC
1990	#4 Providence 0, #5 New Hampshire 2 (Gm2)	L	PC
1990	#4 Providence 4, #5 New Hampshire 7 (Gm3)	L	PC
1991	#4 Providence 4, #5 New Hampshire 1	W	PC
1992	#3 Providence 7, #6 UMass Lowell 0	W	PC
1993	#5 Providence 4, #4 UMass Lowell 7 (Gm1)	L	UML
1993	#5 Providence 3, #4 UMass Lowell 3 (OT) (Gm2)	T	UML
1994	#5 Providence 3, #4 Northeastern 4 (Gm1)	L	NU
1994	#5 Providence 1, #4 Northeastern 2 (OT) (Gm2)	L	NU
1995	#6 Providence 3, #3 New Hampshire 2 (OT)	W	UNH
1996	#4 Providence 5, #5 Boston College 2 (Gm1)	W	PC
1996	#4 Providence 4, #5 Boston College 2 (Gm2)	W	PC
1997	#3 Providence 2, #6 UMass Lowell 6 (Gm1)	L	PC
1997	#3 Providence 5, #6 UMass Lowell 6 (Gm2)	L	PC
1998	#7 Providence 3, #2 Boston College 4 (Gm1)	L	BC
1998	#7 Providence 3, #2 Boston College 6 (Gm2)	L	BC
1999	#4 Providence 8, #5 Boston University 2 (Gm1)	W	PC
1999	#4 Providence 2, #5 Boston University 8 (Gm2)	L	PC
1999	#4 Providence 5, #5 Boston University 1 (Gm3)	W	PC
2000	#5 Providence 3, #4 Maine 5	L	ME
2000	#5 Providence 4, #5 Maine 5 (OT)	L	ME
2001	#3 Providence 6, #6 Boston University 3	W	PC
2001	#3 Providence 1, #6 Boston University 2	L	PC
2001	#3 Providence 4, #6 Boston University 3	W	PC
2002	#7 Providence 2, #2 Boston University 3	L	BU
2002	#7 Providence 2, #2 Boston University 4	L	BU
2003	#4 Providence 4, #5 Boston University 5 (OT)	L	PC
2003	#4 Providence 1, #5 Boston University 7	L	PC
2004	#5 Providence 1, #4 New Hampshire 2	L	UNH
2004	#5 Providence 4, #4 New Hampshire 3 (OT)	W	UNH
2004	#5 Providence 0, #4 New Hampshire 1	L	UNH
2005	#7 Providence 4, #2 Boston University 1	W	BU
2005	#7 Providence 0, #2 Boston University 2	L	BU
2005	#7 Providence 0, #2 Boston University 2	L	BU
2006	#5 Providence 0, #4 New Hampshire 4	L	UNH
2006	#5 Providence 1, #4 New Hampshire 2 (2OT)	L	UNH
2007	#8 Providence 0, #1 New Hampshire 4	L	UNH
2007	#8 Providence 0, #1 New Hampshire 6	L	UNH
2008	#5 Providence 1, #4 Boston College 5	L	BC
2008	#5 Providence 1, #4 Boston College 5	L	BC
2012	#7 Providence 5, #2 UMass Lowell 3	W	UML
2012	#7 Providence 2 OT, #2 UMass Lowell 3	L	UML
2012	#7 Providence 1, #2 UMass Lowell 0	W	UML
2013	#4 Providence 3, #5 New Hampshire 2	W	PC
2013	#4 Providence 1, #5 New Hampshire 4	L	PC
2013	#4 Providence 3, #5 New Hampshire 2	W	PC
2014	#3 Providence 3, #6 Maine 1	W	PC
2014	#3 Providence 4, #6 Maine 2	W	PC
2015	#2 Providence 1, #8 New Hampshire 2 (OT)	L	PC
2015	#2 Providence 2, #8 New Hampshire 1	W	PC
2015	#2 Providence 1, #8 New Hampshire 2 (OT)	L	PC
2016	#2 Providence 3, #7 Merrimack 1	W	PC
2016	#2 Providence 2, #7 Merrimack 0	W	PC
2017	#5 Providence 0, #4 Notre Dame 5	L	ND
2017	#5 Providence 2, #4 Notre Dame 5	L	ND
2018	#3 Providence 4, #6 Maine 3	W	PC
2018	#3 Providence 3, #6 Maine 2	W	PC
2019	#2 Providence 5, #7 Boston College 4 (OT)	W	PC
2019	#2 Providence 3, #7 Boston College 4 (OT)	L	PC
2019	#2 Providence 1, #7 Boston College 2	L	PC
2021	#5 Providence 6, #4 UConn 1	W	UC (FIF)

Providence (cont.)

Semifinals (5-12) 17 Appearances

Year	Game	Result	Site
1985	#3 Providence 5, #2 Boston University 2	W	PCC
1986	#4 Providence 2, #2 Boston University 3	L	PCC
1988	#6 Providence 5, #1 Maine 6 (Gm1)	L	BG
1988	#6 Providence 2, #1 Maine 11 (Gm2)	L	BG
1989	#4 Providence 5, #1 Boston College 6 (2OT)	L	BC
1991	#4 Providence 5, #3 Boston University 7	L	BG
1992	#3 Providence 3, #2 New Hampshire 5	L	BG
1995	#6 Providence 7, #1 Maine 3	W	BG
1996	#4 Providence 5, #1 Boston University 4	W	FC
1999	#4 Providence 2, #1 New Hampshire 6	L	FC
2001	#3 Providence 4, #2 Maine 3	W	FC
2012	#7 Providence 2, #1 Boston College 4	L	TD
2013	#4 Providence 1, #1 UMass Lowell 2	L	TD
2014	#3 Providence 1, #4 New Hampshire 3	L	TD
2016	#2 Providence 1, #4 UMass Lowell 2 (3OT)	L	TD
2018	#3 Providence 3, #2 Northeastern 2 (OT)	W	TD
2021	#5 Providence 2, #3 Massachusetts 5	L	UMA

Championship Game (2-3)

Year	Game	Result	Site
1985	#3 Providence 2, #1 Boston College 1 (2OT)	W	PCC
1995	#6 Providence 2, #2 Boston University 3	L	BG
1996	#4 Providence 3, #3 Maine 2	W	FC
2001	#3 Providence 3, #1 Boston College 5	L	FC
2018	#3 Providence 0, #4 Boston University 2	L	TD

Consolation Game (1-1-0)

Year	Game	Result	Site
1986	#4 Providence 5, #6 Lowell 8	L	PCC
1989	#4 Providence 3, #3 Northeastern 2	W	BC

UNIVERSITY OF VERMONT (18-26-0)

Opening Round (8-4) 6 Appearances

Year	Game	Result	Site
2014	#7 Vermont 2, #10 Massachusetts 1	W	UVM
2015	#7 Vermont 4, #10 Maine 2	W	UVM
2015	#7 Vermont 2, #10 Maine 4	L	UVM
2015	#7 Vermont 3, #10 Maine 2 (OT)	W	UVM
2016	#9 Vermont 2, #8 UConn 1	W	UConn
2016	#9 Vermont 4, #8 UConn 3	W	UConn
2017	#6 Vermont, #11 Maine 0	W	UVM
2017	#6 Vermont 5, #11 Maine 1	W	UVM
2018	#9 Vermont 2, #8 Massachusetts 3 (OT)	L	MA
2018	#9 Vermont 4, #8 Massachusetts 3 (OT)	W	MA
2018	#9 Vermont 1, #8 Massachusetts 5	L	MA
2021	#10 Vermont 3, #7 UMass Lowell 5	L	UML

Quarterfinals (9-19) 12 Appearances

Year	Game	Result	Site
2006	#6 Vermont 2, #3 Boston College 3 (OT)	L	BC
2006	#6 Vermont 2, #3 Boston College 6	L	BC
2007	#6 Vermont 3, #3 Boston University 2	W	BU
2007	#6 Vermont 0, #3 Boston University 2	L	BU
2007	#6 Vermont 2, #3 Boston University 3 (OT)	L	BU
2008	#3 Vermont 1, #6 Northeastern 0	W	UVM
2008	#3 Vermont 1, #6 Northeastern 2 (OT)	L	UVM
2008	#3 Vermont 4, #6 Northeastern 1	W	UVM
2009	#4 Vermont 3, #5 UMass Lowell 4 (OT)	L	UVM
2009	#4 Vermont 2, #5 UMass Lowell 4	L	UVM
2010	#8 Vermont 4, #1 New Hampshire 7	L	UNH
2010	#8 Vermont 1, #1 New Hampshire 0	W	UNH
2010	#8 Vermont 1, #1 New Hampshire 0 (OT)	W	UNH
2011	#7 Vermont 1, #2 New Hampshire 3	L	UNH
2011	#7 Vermont 3, #2 New Hampshire 4	L	UNH
2013	#7 Vermont 2, #2 Boston College 4	L	BC
2013	#7 Vermont 1, #2 Boston College 4	L	BC
2014	#7 Vermont 2, #2 UMass Lowell 3	L	UML
2014	#7 Vermont 3, #2 UMass Lowell 2 (OT)	W	UML
2014	#7 Vermont 1, #2 UMass Lowell 2	L	UML
2015	#7 Vermont 2, #3 Boston College 4	L	BC
2015	#7 Vermont 3, #3 Boston College 1	W	BC
2015	#7 Vermont 1, #3 Boston College 0	W	BC
2016	#9 Vermont 0, #1 Boston College 3	L	BC
2016	#9 Vermont 4, #1 Boston College 2	W	BC
2016	#9 Vermont 3, #1 Boston College 4 (OT)	L	BC
2017	#6 Vermont 0, #3 Boston College 7	L	BC
2017	#6 Vermont 4, #3 Boston College 7	L	BC

Semifinals (1-2) 3 appearances

Year	Game	Result	Site
2008	#3 Vermont 3, #2 Boston University 1	W	TD
2010	#8 Vermont 0, #2 Boston College 3	L	TD
2015	#7 Vermont 1, #4 UMass Lowell 4	L	TD

Championship Game (0-1) 1 appearance

Year	Game	Result	Site
2008	#3 Vermont 0, #4 Boston College 4	L	TD

HOCKEY EAST TOURNAMENT SCORING RECORDS

CAREER POINTS (ALL-TIME)

Rk.	Name	Years	GP	G	A	Pts
1.	Jim Montgomery, ME	89-93	14	12	17	29
2.	Blake Bellefeuille, BC	96-00	16	13	12	25
3.	Jeff Farkas, BC	96-00	16	11	11	22
4.	Cal Ingraham, ME	91-94	9	8	13	21
	Chris Drury, BU	94-98	14	10	11	21
	Brian Boyle, BC	03-07	15	8	13	21
7.	Jason Krog, UNH	95-99	12	10	10	20
8.	Jon Morris, UML	84-88	13	8	11	19
	Brian Gionta, BC	97-01	16	11	8	19
10.	Nathan Gerbe	05-08	12	7	11	18
	Benn Ferriero, BC	05-09	15	10	8	18
	Christian Sbrocca, UML	92-96	15	7	11	18
	Pat Mullane, BC	09-13	15	6	12	18
	Brady Shaw, UVM	14-17	19	7	11	18
	Joe Gambardella, UML	14-17	17	8	10	18

CAREER POINTS (ACTIVE PLAYERS)

Rk.	Player, Team	GP	G-A-P
1.	Bobby Trivigno, UMA	6	5-6-11
2.	Alex Newhook, BC	2	3-3-6
	Matt Boldy, BC	2	0-6-6
	Anthony Baxter, UML	9	3-3-6
	Ben Mirageas, PC	9	0-6-6
	Philip Lagunov, UMA	11	2-4-6
	Jake Gaudet, UMA	11	2-4-6
7.	Matt Brown, UML	4	4-1-5
	Reid Stefanson, UML	7	2-3-5
	Patrick Grasso, UNH	8	3-2-5
	Zach Solow, NU	8	1-4-5
	David Farrance, BU	9	1-4-5

CAREER GOALS (ALL-TIME)

Rk.	Name	Seasons	GP	G
1.	Blake Bellefeuille, BC	96-00	16	13
2.	Jay Pandolfo, BU	92-96	11	12
	Gord Cruickshank, PC	84-88	13	12
	Jim Montgomery, ME	89-93	14	12
5.	David Emma, BC	87-91	10	11
	Eric Boguniecki, UNH	93-97	11	11
	Jeff Farkas, BC	96-00	16	11
	Brian Gionta, BC	97-01	16	11
9.	Jason Krog, UNH	95-99	12	10
	Chris Drury, BU	94-98	14	10
	Shawn Bates, BU	93-97	15	10
	Benn Ferriero, BC	05-09	15	10
	Grayson Downing, UNH	11-15	15	10
	Tyler Kelleher, UNH	14-17	20	10

CAREER GOALS (ACTIVE PLAYERS)

Rk.	Player, Team	GP	G
1.	Bobby Trivigno, UMass	6	5
2.	Matt Brown, UML	4	4
3.	Alex Newhook, BC	2	3
	Marc McLaughling, BC	7	3
	Anthony Baxter, UML	9	3
	Patrick Grasso, UNH	8	3
7.	Mike Hardman, BC	2	2
	Zac Jones, UMA	3	2
	Luke Reid, UNH	2	2
	Parker Ford, PC	2	2
	Brett Berard, PC	2	2
	Reid Stefanson, UML	7	2
	Eric MacAdams, UNH	6	2
	Eduards Tralmaks, ME	7	2
	Austin Goldstein, NU	8	2
	Ty Amonte, BU	8	2
	Philip Lagunov, UMass	11	2
	Jake Gaudet, UMass	11	2

CAREER ASSISTS (ALL-TIME)

Rk.	Name	Seasons	GP	A
1.	Jim Montgomery, ME	89-93	14	17
2.	Cal Ingraham, ME	91-94	9	13
	Brian Boyle, BC	03-07	15	13
4.	Joe Whitney, BC	07-11	15	12
	Pat Mullane, BC	09-13	15	12
	Blake Bellefeuille, BC	96-00	16	12
7.	John Stevens - NU	14-17	13	11
	Brady Shaw - UVM	14-17	19	11
	Nathan Gerbe, BC	05-08	12	11
	Jon Morris, UML	84-88	13	11
	Chris Drury, BU	94-98	14	11
	Chris Kelleher, BU *	94-98	14	11
	Christian Sbrocca, UML	92-96	15	11
	Jeff Farkas, BC	96-00	16	11
	Mike Mottau, BC *	96-00	16	11
	Bobby Allen, BC *	97-01	16	11
	Evan Rodrigues - BU	11-15	13	11

CAREER ASSISTS (ACTIVE PLAYERS)

Rk.	Player, Team	GP	A
1.	Matt Boldy, BC	2	6
	Bobby Trivigno, UMass	6	6
	Ben Mirageas, PC	9	6
4.	Charlie Levesque, UML	9	4
	Zach Solow, NU	8	4
	David Farrance, BU *	9	4
	Philip Lagunov, UMass	11	4
	Jake Gaudet, UMass	11	4
7.	Alex Newhook, BC	2	3
	Matt Kessel, UMA	3	3
	Andre Lee, UML	4	3
	Ryan Verrier, UNH	4	3
	Marc Del Gaizo, UMA	6	3
	Seth Barton, UML	6	3
	Tyce Thompson, PC	5	3
	Reid Stefanson, UML	7	3
	Anthony Baxter, UML	9	3
	Logan Cockerill, BU	9	3

POINTS (ONE TOURNAMENT)

Rk.	Name	Season	GP	Pts
1.	Jim Montgomery, Maine	1993	4	11
	Robbie Russo, ND *	2015	6	11
	Jack Eichel, BU !	2015	4	11
4.	Chris Drury, BU	1996	4	10
	Jay Pandolfo, BU	1996	4	10
6.	Kevin Roy, NU	2016	6	9
	Paul Kariya, Maine !	1993	4	9
	Blake Bellefeuille, BC	1999	4	9
	Brock Bradford, BC	2007	4	9
	Nathan Gerbe, BC	2008	4	9
	Ryan Flanigan, MC	2011	4	9
	Marty McInnis, BC	1990	5	9
12.	Nolan Stevens, NU	2016	6	8
	C.J. Smith, UML	2017	5	8
	Zach Aston-Reese, NU	2016	6	8
	Evan Rodrigues, BU	2015	4	8
	Peter Schneider, ND	2015	6	8
	Brady Shaw, UVM	2015	7	8
	Brendan Bradley, UVM	2015	7	8
	Peter Ferraro, Maine	1994	2	8
	Brady Kramer, PC	1995	3	8
	Cal Ingraham, Maine	1993	4	8
	Bob LaChance, BU	1996	4	8
	Jason Krog, UNH	1997	4	8
	Jason Krog, UNH	1999	4	8
	Darren Haydar, UNH	2002	4	8
	Colin Hemingway, UNH	2002	4	8
	Preston Callander, UNH	2005	4	8
	David Van der Gulik, BU	2006	4	8
	Brian Boyle, BC	2007	4	8
	Benn Ferriero, BC	2007	4	8
	Nathan Gerbe, BC	2007	4	8

GOALS (ONE TOURNAMENT)

Rk.	Name	Season	GP	G
1.	Martin Robitaille, Maine	1990	4	7
	Jay Pandolfo, BU	1996	4	7
	Marty McInnis, BC	1990	5	7
4.	Jon Morris, UML	1985	4	6
	Eric Boguniecki, UNH	1997	4	6
	Blake Bellefeuille, BC	1999	4	6
	Jason Krog, UNH	1999	4	6
	David Van der Gulik, BU	2006	4	6
	Brock Bradford, BC	2007	4	6
	Grayson Downing, UNH	2015	5	6
	Jack Eichel, BU !	2015	4	6
12.	Kevin Roy, NU	2016	6	5
	Jerry Pollastrone, UNH	2008	3	5
	Clark Donatelli, BU	1985	4	5
	Gord Cruickshank, PC	1986	4	5
	Jim Montgomery, Maine	1993	4	5
	Preston Callander, UNH	2005	4	5
	Ryan Flanigan, MC	2011	4	5
	Kevin Goumas, UNH	2014	5	5

ASSISTS (ONE TOURNAMENT)

Rk.	Name	Season	GP	A
1.	Robbie Russo, ND *	2015	6	8
2.	Paul Kariya, Maine !	1993	4	7
	Colin Hemingway, UNH	2002	4	7
	Scott Savage, BC *	2017	4	7
5.	Matt Boldy, BC	2021	2	6
	Brady Keeper - Maine *	2018	4	6
	Zach Aston-Reese, NU	2016	6	6
	Peter Ferraro, Maine	1994	2	6
	Chris Kelleher, BU *	1998	3	6
	Cal Ingraham, Maine	1992	4	6
	Jim Montgomery, Maine	1993	4	6
	Glenn Stewart, UNH	1993	4	6
	Chris Drury, BU	1996	4	6
	Jayme Filipowicz, UNH *	1999	4	6
	Sean Collins, UNH	2005	4	6
	Brian Boyle, BC	2007	4	6
	Nathan Gerbe, BC	2007	4	6
	Brett Motherwell, BC *	2007	4	6
	T.J. Tynan, ND	2014	4	6

2021 TOURNAMENT SCORING LEADERS

Rk.	Player, Team	GP	G-A-P
1.	Alex Newhook, BC	2	3-3-6
	Matt Boldy, BC	2	0-6-6
	Bobby Trivigno, UMass	3	2-4-6
4.	Matt Brown, UML	4	4-1-5
5.	Anthony Baxter, UML	4	3-1-4
	Andre Lee, UML	4	1-3-4
7.	14 tied with 3 points		

* - defenseman

! - rookie

There was no Tournament in 2020 due to the COVID-19 Pandemic

HOCKEY EAST TOURNAMENT GOALTENDING RECORDS

GOALS AGAINST AVERAGE (CAREER)

(minimum of 200 minutes played - **bold** denotes active player)

Rk.	Player, School	Years	Min.	GA	GAA
1.	Nick Ellis - PC	2016	232:27	3	0.77
2.	Filip Lindberg - UMA	2019-	350:42	6	1.03
3.	Connor Hellebuyck - UML	2013-14	547:07	10	1.10
4.	Cory Schneider - BC	2004-07	706:19	15	1.27
5.	Jimmy Howard - Maine	2004-05	471:26	12	1.53
6.	Drew Vogler - MC	2016-18	308:22	8	1.56
7.	Jeff Pietrasiak - UNH	2003-06	229:45	6	1.57
8.	Craig Pantano - MC	2018	273:53	8	1.75
9.	John Curry - BU	2005-07	710:51	21	1.77
10.	Matt O'Connor - BU	2011-15	297:30	9	1.82
11.	Chris Terreri - PC	1985-86	436:52	14	1.92

SAVE PERCENTAGE (CAREER)

(minimum of 200 minutes played - **bold** denotes active player)

Rk.	Player, School	Years	Saves	GA	Save%
1.	Nick Ellis - PC	2016	87	3	.967
2.	Connor Hellebuyck, UML	2013-14	256	10	.962
3.	Cory Schneider, BC	2004-07	313	15	.954
4.	Filip Lindberg, UMA	2019-	121	6	.953
5.	Chris Terreri, PC	1985-86	244	14	.946
6.	Rasmus Tirronen, MC	2012-15	222	13	.945
7.	Jeff Pietrasiak, UNH	2003-06	100	6	.943
8.	Drew Vogler, MC	2016-18	132	8	.943
9.	Jimmy Howard, Maine	2004-05	196	12	.942
10.	Kevin Regan, UNH	2005-08	382	24	.941
11.	Danny Tirone, UNH	2015-18	577	37	.940

SAVES (CAREER)

Rk.	Player	Year	Games	Saves
1.	Danny Tirone, UNH	2015-18	19	577
2.	Kieran Millan, BU	2009-12	16	513
3.	Sean Fields, BU	2001-04	14	445
4.	John Muse, BC	2008-11	14	411
5.	Kevin Regan, UNH	2005-08	11	382
6.	Scott Clemmensen, BC	1998-01	16	364
7.	Cal Petersen, ND	2015-17	11	335
8.	Casey DeSmith - UNH	2013-14	11	326
9.	Martin Fillion, UML	1995-98	12	325
10.	Cory Schneider, BC	2005-07	11	313
11.	Jon Gillies, PC	2013-15	10	300

WINS (CAREER)

Rk.	Player, School	Years	W-L
1.	Scott Clemmensen, BC	1998-01	15-1
2.	John Muse, BC	2008-11	13-1
3.	Cory Schneider, BC	2005-07	10-1
4.	Kieran Millan, BU	2009-12	9-6
5.	Connor Hellebuyck, UML	2012-14	8-1
	Mike Ayers, UNH	2002-04	8-2
	Matt Yeats, Maine	2000-02	8-2
	Ryan Ruck, NU	2016-20	8-2
	Kevin Regan, UNH	2005-08	8-3
	Jake Oettinger, BU	2017-19	8-3
	John Curry, BU	2005-07	8-4
	Joseph Woll, BC	2017-19	8-4
	Sean Fields, BU	2001-04	8-6
	Danny Tirone, UNH	2015-18	8-9

WINNING PERCENTAGE (CAREER)

(minimum of five decisions)

Rk.	Player, School	Year	W-L	Win%
1.	Scott Clemmensen, BC	1998-2001	15-1	.938
2.	John Muse, BC	2008-2011	13-1	.929
3.	Cory Schneider, BC	2005-2007	10-1	.909
4.	Connor Hellebuyck, UML	2013-2014	8-1	.889
5.	Parker Milner, BC	2010-13	7-1	.875
6.	Jake Oettinger, BU	2017-19	6-1	.857
	Cayden Primeau, NU	2018-19	6-1	.857
8.	Tyler Wall, UML	2017-19	5-1	.833
	Filip Lindberg, UMA	2019-	5-1	.833
10.	Ryan Ruck, NU	2016-20	8-2	.800
	Matt O'Connor, BU	2013-16	4-1	.800
12.	Mike Ayers, UNH	2001-04	6-2	.750

GOAL AGAINST AVERAGE (ONE TOURNAMENT)

(minimum of 100 minutes played)

Rk.	Player, School	Year	GAA
1.	Jimmy Howard, Maine	2004	0.52
2.	Cory Schneider, BC	2005	0.86
3.	Connor Hellebuyck, UML	2013	0.99
4.	Filip Lindberg, UMass	2021	1.00
5.	Derek Herlofsky, BU	1993	1.00
6.	Matt O'Connor - BU	2015	1.01
7.	Nick Ellis - PC	2016	1.01
8.	Filip Lindberg, UMass	2019	1.05
9.	Gabe Winer, UMass	2004	1.10
10.	Brody Hoffman, UVM	2015	1.12

SAVE PERCENTAGE (ONE TOURNAMENT)

(minimum of 100 minutes played)

Rk.	Player, School	Save%
1.	Jimmy Howard, Maine (2004)	.980
2.	Chris Terreri, PC (1985)	.969
3.	Gabe Winer, UMass (2004)	.967
4.	Brody Hoffman, UVM (2015)	.967
5.	Cayden Primeau, NU (2019)	.966
	Connor Hellebuyck, UML (2013)	.966
7.	Cory Schneider, BC (2005)	.964
8.	Kevin Regan, UNH (2007)	.963
9.	Connor Hellebuyck, UML (2014)	.960
10.	John Muse, BC (2008)	.959

SAVES (ONE TOURNAMENT)

Rk.	Player	Year	Games	Saves
1.	Kieran Millan, BU	2012	4	189
	Rasmus Tirronen, MC	2015	4	189
	Danny Tirone, UNH	2017	6	189
4.	Cal Petersen, ND	2015	6	181
5.	Daniel Tirone, UNH	2015	6	171
6.	Joseph Woll, BC	2019	5	164
7.	Kevin Regan, UNH	2007	4	157
8.	Chris Terreri, PC	1985	4	155
9.	Connor Hellebuyck, UML	2014	5	144
10.	John Muse, BC	2008	4	142
11.	Cayden Primeau, NU	2019	4	141
	Sean Fields, BU	2003	4	141
	Sean Maguire, BU	2013	4	141

WINS (ONE TOURNAMENT)

Rk.	Player, School	Year	Wins
1.	Ryan Ruck, NU	2016	6
2.	Cayden Primeau, NU	2019	4
	Jake Oettinger, BU	2018	4
	Tyler Wall, UML	2017	4
	Scott Clemmensen, BC	'98, '99, '01	4
	Connor Hellebuyck, UML	2013, '14	4
	Parker Milner, BC	2012	4
	John Muse, BC	2011	4
	Kieran Millan, BU	2009	4
	John Muse, BC	2008	4
	Cory Schneider, BC	2007	4
	John Curry, BU	2006	4
	Matt Yeats, Maine	2000	4
	Dan Dennis, Providence	1996	4
	Chris Terreri, Providence	1985	4
	Daniel Tirone, UNH	2015	4
	Matt O'Connor, BU	2015	4

SAVES (SINGLE GAME)

Rk.	Player, School	Date	Opp.	Rd.	Result	Saves
1.	Cal Petersen, ND	3/6/15	vs. UMass	O	L, 3-4 5OT	87
2.	Steve Mastalerz, UMA	3/6/15	at ND	O	W, 4-3 5OT	75
3.	Kieran Millan, BU	3/11/12	vs. UNH	Q	W, 5-4 2OT	68
4.	Chris Terreri, PC	3/16/85	vs. BC	F	W, 2-1 2OT	65
5.	Jimmy Howard, ME	3/19/04	vs. UMass	F	W, 2-1 3OT	63
	Rasmus Tirronen, MC	3/7/15	at NU	O	W, 2-1 2OT	63
7.	Kevin Regan, UNH	3/21/08	vs. BC	S	L, 4-5 3OT	62
	Joe Exter, MC	3/9/02	at UNH	Q	L, 4-5 OT	62
9.	Tyler Sims, PC	3/10/06	at UNH	Q	L, 1-2 2OT	59
	Gabe Winer, UMass	3/19/04	vs. Maine	F	L, 1-2 3OT	59
11.	Kevin Boyle, UML	3/18/16	vs. PC	S	W, 2-1 3OT	58
12.	Brian Regan, UMass	3/7/97	at UNH	Q	L, 1-5	55
13.	Tyler Sims, PC	3/11/05	at BU	Q	W, 4-1	51
14.	Jeff Levy, UNH	3/8/92	NU	Q	W, 4-2	50
	Brian Foster, UNH	3/14/10	UVM	Q	L, 0-1	50
	Casey DeSmith, UNH	3/11/12	at BU	Q	L, 4-5 2OT	50
	Rasmus Tirronen	3/14/15	at BU	Q	L, 0-5	50

HOCKEY EAST TOURNAMENT TEAM RECORDS

MISCELLANEOUS

Consecutive wins

12 - Boston College (2010-2013)
11 - Boston College (1998-2000)
10 - Boston College (2007-2009)
9 - Boston University (1994-1996)
9 - New Hampshire (2002-2004)

Consecutive losses

14 - Merrimack (1998-2010)
10 - Merrimack (1990-1997)
10 - UMass Lowell (2002-2008)
9 - UMass (1995-2000)
9 - UConn (2015-21)
8 - Boston College (1992-1996)
8 - Providence (2005-2008)
8 - UConn (2015-2018)

Most shots-on-goal by one team in one game —

Open: 91; UMass (3/6/15 at ND, 5OT)
in regulation time: 50; Merrimack (3/4/16 vs. UNH)
Qtrs: 72; New Hampshire (3/11/12 vs. BU - 2OT)
in regulation time: 60; UNH (3/7/97 vs. UMass)
Semis: 67; Boston College (3/21/08 vs. UNH - 3OT)
in regulation time: 50; Maine (3/17/95 vs. PC)
Final: 66; Boston College (3/16/85 vs. PC - 2OT)
in regulation time: 47; BC (3/11/89 vs. Maine)
47; BC (3/17/01 vs. PC)

Most shots-on-goal by both teams in one game —

Open: 169; at Notre Dame 91, UMass 78 (3/6/15 - 5OT)
in regulation time: 79; at BU 43, UMass 36 (3/5/16)
Qtrs: 127; at Boston U. 55, New Hampshire 72 (3/11/12 - 2OT)
in regulation time: 92; at UNH 58, MC 34 (3/9/02)
Semis: 116; Boston College 67, UNH 49 (3/21/03 - 3OT)
in regulation time: 82; BC 45, Lowell 37 (3/15/85)
Final: 125; Massachusetts 64, Maine 61 (3/19/04 - 3OT)
in regulation time: 83; BC 43, BU 40 (3/15/86)

Fewest shots-on-goal by one team in one game —

Open: 19; UConn (3/6/15 at UNH)
Qtrs: 10; Boston University (3/11/04 at BC)
Semis: 16; Providence (3/14/86 vs. BU)
16; Vermont (3/21/08 vs. BU)
Final: 15; Providence (3/17/01 vs. BC)

Fewest shots-on-goal by both teams in one game —

Open: 51; at Vermont 23, Maine 28 (3/7/15)
Qtrs: 40; at Boston College 30, Boston University 10 (3/11/04)
40; UMass Lowell 21, Maine 19 (3/12/10)
Semis: 42; Vermont 16, Boston University 26 (3/21/08)
Final: 46; Boston College 27, Maine 19 (3/21/98)

Most shots-on-goal by one team in one period —

Open: 21; Maine (3/3/18 vs. UNH)
Qtrs: 24; New Hampshire (3/9/02 vs. MC)
Semis: 24; Boston College (3/21/08 vs. UNH)
Final: 22; Boston College (3/17/01 vs. PC)

Most shots-on-goal by both teams in one period —

Open: 35; Massachusetts 18, at Boston Univ. 13 (3/5/16)
Qtrs: 37; New Hampshire 21, Boston Univ. 16 (3/11/12)
Semis: 32; Boston College 24, New Hampshire 8 (3/21/08)
Final: 32; Boston College 19, New Hampshire 13 (3/17/07)

Fewest shots-on-goal by one team in one full period —

Open: 3; Massachusetts (3/8/15 at ND)
3; UConn (3/7/15 at UNH)
Qtrs: 1; Massachusetts (3/7/03 at Maine)
1; Boston College (3/15/08 vs. PC)
1; New Hampshire (3/11/17 at UML)
Semis: 2; Northeastern (3/15/87 vs. BC)
2; UMass Lowell (3/16/01 vs. BC)
2; Boston College (3/19/10 vs. UVM)
Final: 2; UMass Lowell (3/18/17 vs. BC)
3; Maine (3/21/98 vs. BC)

Fewest shots-on-goal by both teams in one full period —

Open: 10; at ND 7, Massachusetts 3 (3/8/15)
Qtrs: 6; New Hampshire 1, UMass Lowell 5 (3/11/17)
Semis: 9; Maine 5, UMass Lowell 4 (3/20/98)
Final: 13; Boston College 7, New Hampshire 6 (3/20/99)
13; Northeastern 8, UMass Lowell 5 (3/19/16)

PENALTIES

Most penalties by all teams in one tournament —
227; 1993

Most penalty minutes by all teams in one tournament —
526; 1993

Most penalties by one team in one tournament —
43; Maine (1993)

Most penalty minutes by one team in one tournament —
138; Merrimack (2012)

Most penalties by one team in one game —

Open: 10; Merrimack (3/6/15 at NU)
Qtrs: 26; Merrimack (3/10/12 at Maine)
Semis: 17; Providence (3/9/88 at Maine)
Final: 13; Maine (3/10/91 vs. BU)
13; Boston University (3/20/93 vs. Maine)

Most penalty minutes by one team in one game —

Open: 41; Vermont (3/1/18 at UMass)
Qtrs: 98; Merrimack (3/10/12 vs. Maine)
Semis: 44; Lowell (3/10/88 at NU)
Final: 34; Maine (3/10/91 vs. BU)
34; Boston University (3/20/93 vs. Maine)

Most penalty minutes by one player in one game —

Open: 15; Hampus Gustafsson, MC (3/6/15 at NU)
Robbie Hennessey, PC (3/4/17 vs. UMass)
Jarrid Privitera, UVM (3/1/18 at UMass)
Qtrs: 32; Patrick Eaves, BC (3/7/03 vs. MC)
Semis: 16; Brendan Buckley, BC (3/20/98 vs. MC)
Final: 14; Eric Fenton, Maine (3/20/03 vs. BU)
14; Joe Sacco, BU (3/20/93 vs. Maine)
14; Matt Martin, Maine (3/10/91 vs. BU)

Most penalties by both teams in one game —

Open: 16; UNH (7/14) at Maine (9/29) (3/3/18)
Qtrs: 50; Merrimack at Maine (3/10/12)
Semis: 32; Providence at Maine (3/9/88)
Final: 24; Maine and Boston University (3/10/91)
24; Maine and Boston University (3/20/93)

Most penalty minutes by both teams in one game —

Open: 43; UNH (7/14) at Maine (9/29) (3/3/18)
Qtrs: 184; Merrimack at Maine (3/10/12)
Semis: 71; Boston College vs. Boston University (3/17/17)
68; Lowell at Northeastern (3/10/88)
Final: 64; Maine and Boston University (3/20/93)

Most penalties by one team in one period —

Open: 5; UConn (3/7/15 at UNH)
Qtrs: 20; Merrimack (3/7/03 at BC)
Semis: 10; Providence (3/9/88 at Maine)
Final: 9; three times
Last by Maine and Boston University (3/20/93)

Most penalty minutes by one team in one period —

Open: 22; Vermont (3/1/18 at UMass)
Qtrs: 81; Merrimack (3/7/03 at BC)
Semis: 41; Boston University (3/17/17 vs. BC)
30; Lowell (3/10/88 at NU)
30; Boston College (3/17/17 vs. BU)
Final: 26; Maine (3/10/91 vs. BU)

Most penalties by both teams in one period —

Open: 7; several, most recent UNH at ME (3/3/18)
Qtrs: 36; Merrimack at Boston College (3/7/03)
Semis: 16; Providence at Maine (3/9/88)
Final: 18; Maine and Boston University (3/20/93)

Most penalty minutes by both teams in one period —

Open: 24; Vermont at Massachusetts (3/1/18)
Qtrs: 146; Merrimack at Boston College (3/7/03)
Semis: 71; Boston College and Boston University (3/17/17)
40; Maine and Boston College (3/20/98)
Final: 48; Maine and Boston University (3/20/93)

HOCKEY EAST TOURNAMENT MISCELLANEOUS RECORDS

TEAM RAPID FIRE

Quickest two goals by one team —

Open: 0:12; Vermont (3/4/17 vs. Maine)
Qtrs: 0:08; Boston University (3/9/96 vs. UMass)
Semis: 0:10; Massachusetts (3/14/03 vs. UNH)
Final: 0:10; New Hampshire (3/20/99 vs. BC)

Quickest two goals by both teams —

Open: 0:12; Vermont (3/4/17 vs. Maine)
Qtrs: 0:08; Boston University 2, Massachusetts 0 (3/9/96)
Semis: 0:06; Maine 1, UMass Lowell 1 (3/20/98)
Final: 0:10; New Hampshire 2, Boston College 0 (3/20/99)

Quickest three goals by one team —

Open: 2:06; Northeastern (3/5/16 vs. Maine)
Qtrs: 1:01; Maine (3/3/90 vs. Lowell)
Semis: 0:44; Boston University (3/20/09 vs. UNH)
Final: 4:47; Boston College (3/17/01 vs. PC)

Quickest three goals by both teams —

Open: 1:21; New Hampshire 2, at Maine 1 (3/10/21)
Qtrs: 0:48; at Boston University 2, Northeastern 1 (3/8/97)
Semis: 1:29; Boston University 3, New Hampshire 0 (3/17/06)
Final: 1:48; Boston College 2, Merrimack 1 (3/19/11)

Quickest four goals by one team —

Open: 22:03; Maine (3/3/18 vs. UNH)
Qtrs: 3:06; Providence (3/12/99 vs. BU)
Semis: 2:54; Boston University (3/17/06 vs. UNH)
Final: 7:50; Boston University (3/15/86 vs. BC)

Quickest four goals by both teams —

Open: 6:20; UMass 4 at Notre Dame 2 (3/6/15)
Qtrs: 2:40; at Maine 2, New Hampshire 2 (3/8/96)
Semis: 2:54; Boston University 4, New Hampshire 0 (3/17/06)
Final: 4:11; Boston College 2, Maine 2 (3/20/10)

Quickest five goals by one team —

Open: 42:29; Vermont (3/3/17 vs. Maine)
Qtrs: 4:56; Providence (3/12/99 vs. BU)
Semis: 10:40; Providence (3/17/95 vs. Maine)
Final: 16:41; Boston University (3/15/86 vs. BC)

Quickest five goals by both teams —

Open: 7:51; New Hampshire 3, at Maine 2 (3/10/21)
Qtrs: 3:42; UMass Lowell 3, at Providence 2 (3/8/97)
Semis: 6:14; Maine 3, UMass Lowell 2 (3/20/98)
Final: 9:38; New Hampshire 3, Boston College 2 (3/20/99)

INDIVIDUAL RAPID FIRE

Fastest goal from the start of a game —

Open: 0:48; Thomas DiPauli, ND (3/8/15 vs. UMA)
Qtrs: 0:08; Austin Cangelosi, BC (3/10/17 vs. UVM)
Semis: 0:13; Mario Thyer, Maine (3/9/88 vs. PC)
0:15; Miles Wood, Boston College (3/18/16 vs. NU)
Final: 0:34; Rico Rossi, NU (3/14/88 vs. Maine)

Fastest goal from the start of a period —

Open: 0:12; Cory Thomas, UVM (3/2/18 at UMass)
Qtrs: 0:08; Austin Cangelosi, BC (3/10/17 vs. UVM)
Semis: 0:08; Dave Buda, NU (3/15/87 vs. BC)
Final: 0:18; Oliver Wahlstrom, BC (3/23/19 vs. NU)
0:27; Tim Sweeney, BC (3/11/89 vs. Maine)

Quickest two goals —

Open: 2:03; John Stevens, NU (3/4/17 vs. UConn)
Qtrs: 0:30; Brian Gionta, BC (3/10/01 vs. MC)
Semis: 1:41; Brian Collins, BU (3/15/02 vs. Maine)
Final: 3:34; Kent Salfi, Maine (3/14/92 vs. UNH)

Quickest three goals —

Open: --
Qtrs: 5:10; Andy Heinze, MC (3/4/90 vs. BC)
Semis: 23:21; David Van der Gulik, BU (3/17/06 vs. UNH)
Final: 22:50; Peter Marshall, BU (3/15/86 vs. BC)

LONGEST GAMES

Open: 1. 151:42; UMass 4 at Notre Dame 3 (3/6/15 - 5OT)
2. 95:42; Merrimack 2 at Northeastern 1 (3/7/15 - 2OT)
3. 79:56; UMass 3 vs. Vermont 2 (3/1/18 - OT)
4. 78:01; Merrimack 2 at UMass Lowell 1 (3/2/18 - OT)
5. 76:05; at Vermont 3, Maine 2 (3/8/15 - OT)

Qtrs: 1. 96:26; Providence 4, Boston University 3 (3/11/01 - 2OT)
2. 94:18; (New Hampshire 2, Providence 1 (3/10/06 - 2OT)
3. 90:28; (New Hampshire 6, Boston College 5 (3/12/94 - 2OT)
4. 88:34 (Maine 3, New Hampshire 2 (3/13/98 - 2OT)
5. 86:42 (Boston U. 5, New Hampshire 4 (3/11/12 - 2OT)

Semis: 1. 112:27; UMass Lowell 2, Providence 1 (3/18/16 - 3OT)
2. 100:43; Boston College 5, UNH 4 (3/21/08 - 3OT)
3. 92:00; UMass Lowell 6, Boston College 5 (3/18/21 - 2OT)
4. 89:09; Boston College 2, Maine 1 (3/18/05 - 2OT)
5. 85:00; Boston U 6, Boston College 5, (3/14/03 - 2OT)

Final: 1. 109:27; Maine 2, Massachusetts 1 (3/20/04 - 3OT)
2. 77:50; Providence 2, Boston College 1 (3/16/85 - 2OT)
3. 74:22; Boston U. 2, Boston College 1 (3/18/06 - OT)
4. 71:43; New Hampshire 1, Boston U. (3/15/03 - OT)
5. 66:58; Boston College 5, New Hampshire 4 (3/20/99 - OT)

Overall: 1. 151:42; UMass 4 at Notre Dame 3 (3/6/15 - 5OT)
2. 112:27; UMass Lowell 2, Providence 1 (3/18/16 - 3OT) Semis
3. 109:27; Maine 2, Massachusetts 1 (3/20/04 - 3OT) Finals
4. 100:43; Boston College 5, UNH 4 (3/21/08 - 3OT) Semis
5. 96:26; Providence 4, Boston U. 3 (3/11/01 - 2OT) Qtrs

Longest scoreless from start of game —

Open: 51:02; UConn vs. New Hampshire (3/7/15)
Qtrs: 75:52; Vermont vs. New Hampshire (3/14/10)
Semis: 47:09; Maine vs. Boston University (3/19/04)
Final: 71:43; Boston University vs. New Hampshire (3/15/03)

THE LAST TIME

A player scored four goals: Four times

Quarterfinals: Jason Krog, UNH, 3/13/99 vs. Merrimack
Marty McInnis, BC, 3/5/90 vs. Merrimack (5 goals)
Joe Sacco, BU, 3/3/90 vs. Northeastern (5 goals)
Martin Robitaille, Maine, 3/3/90 vs. Lowell

A rookie had a hat trick: Five times

Open: --
Quarterfinals: Peter Ferraro, Maine, 3/14/93 vs. Northeastern
Mario Thyer, Maine, 3/9/88 vs. Providence
Jon Morris, Lowell, 3/9/85 at New Hampshire
Semifinals: Chuck Kobasew, BC, 3/16/01 vs. UMass Lowell
Final: --
Consolation: Eric Boguniecki, UNH, 3/19/94 vs. Northeastern

A team scored 10 goals: Three times

Open: --
Quarterfinals: Maine, 16 (3/3/90 vs. Lowell)
Boston University, 14 (3/9/96 vs. UMass)
Semifinals: Maine, 11 (3/9/88 vs. Providence)
Final: --

Hockey East Tournament Records

TEAM SCORING

Most goals by one team in one tournament

30; Boston University (1996)

Most goals per game by one team in one tournament

7.50; Boston University (1996)

Fewest goals allowed per game by one team in one tournament

1.00; Maine (2004)
UMass Lowell (2013)

Most goals by one team in one game

Open: 7; Notre Dame (3/8/15 vs. UMass)
Qtrs: 16; Maine (3/3/90 vs. Lowell)
Semis: 11; Maine (3/9/88 vs. PC)
Final: 9; Boston University (3/15/86 vs. BC)

Most goals by both teams in one game

Open: 9; Boston University 5, UMass 4 (3/5/16)
Qtrs: 16; Maine 16, Lowell 0 (3/3/90)
Semis: 13; Maine 11, Providence 2 (3/9/88)
Final: 13; Boston University 9, Boston College 4 (3/15/86)
13; Boston College 7, Maine 6 (OT) (3/20/10)

Most goals by one team in one period

Open: 5; Notre Dame (3/8/15 vs. Massachusetts)
Qtrs: 7; Maine (3/3/90 vs. Lowell)
7; Providence (3/12/99 vs. BU)
Semis: 6; Boston College (3/15/87 vs. NU)
Final: 5; Boston University (3/15/86 vs. BC)

Most goals by both teams in one period

Open: 5; Notre Dame 2, Massachusetts 3 (3/6/15)
Qtrs: 7; several times
[Last known by BU and Providence (3/12/99)]
Semis: 6; several times
Last by Maine and UMass Lowell (3/20/98)
Final: 6; Boston College and Maine (3/11/90)

Most consecutive goals by one team

Open: 7; Notre Dame 7, Massachusetts 0 (3/8/15)
Qtrs: 16; Maine (3/3/90 vs. Lowell)
Semis: 7; Boston College (3/15/87 vs. NU)
Final: 5; Boston University (3/15/86 vs. BC)

Greatest goal differential in one game

Open: 7; Notre Dame 7, Massachusetts 0 (3/8/15)
Qtrs: 16; Maine 16, Lowell 0 (3/3/90)
Semis: 9; Maine 11, Providence 2 (3/9/88)
Final: 5; Boston University 9, Boston College 4 (3/15/86)

INDIVIDUAL RECORDS BY GAME/PERIOD

Most points in one game

Open: 4; twice by Boston University (3/5/16 vs. UMass)
Danny O'Regan (2g, 2a), Charlie McAvoy (4a)
John Stevens, NU (2g, 2a, 3/4/17 vs. UConn)
Qtrs: 5; several times
[Last known by Chris Kelleher, BU (3/14/98 vs. MC)]
Twice by Peter Ferraro, Maine (3/14/93 vs. NU and 3/11/94 at BU)
Semis: 5; Alex Newhook, BC (3/18/21 vs. UML - 2g, 3a)
5; Mario Thyer, Maine (3/9/88 vs. PC)
5; Brady Kramer, PC (3/17/95 vs. Maine)
Final: 4; Matt Lombardi, BC (3/20/10 vs. Maine)

Most points in one period

Open: 3; Charlie McAvoy, BU (3/5/16 vs. UMass)
Qtrs: 4; Martin Robitaille, Maine (3/3/90 vs. Lowell)
Semis: 4; Brady Kramer, PC (3/17/95 vs. Maine)
4; Chad Quenneville, PC (3/17/95 vs. Maine)
Final: 3; Brandon Hawkins, NU (3/23/19 vs. BC)

Most goals in one game

Open: 2; several times
Last by Cedrix LeCroix, ME (3/2/18 vs. UNH)
Qtrs: 5; Joe Sacco, BU (3/3/90 vs. NU)
5; Marty McInnis, BC (3/5/90 vs. MC)
Semis: 3; several times
Last by David Van der Gulik, BU (3/17/06 vs. UNH)
Final: 3; Peter Marshall, BU (3/15/86 vs. BC)
3; Matt Lombardi, BC (3/20/10 vs. Maine)

Most goals in one period

Open: 2; several times
Last by Cedrix LeCroix, ME (3/2/18 vs. UNH)
Qtrs: 4; Martin Robitaille, Maine (3/3/90 vs. Lowell)
Semis: 2; several times
Last by Alex Newhook, BC (3/18/21 vs. UML - 2nd)
Final: 2; several times
Last by Brandon Hawkins, NU (3/23/19 vs. BC)

Most assists in one game

Open: 4; Charlie McAvoy, BU (3/5/16 vs. UMass)
Qtrs: 4; several times
[Last known by Brett Motherwell, BC (3/9/07 vs. NU)]
Semis: 4; Matt Boldy, BC (3/17/21 vs. UML)
Final: 3; Jayme Filipowicz, UNH (3/20/99 vs. BC)
3; Joseph Pendenza, UML (3/22/14 vs. UNH)

Most assists in one period

Open: 3; Charlie McAvoy, BU (3/5/16 vs. UMass)
Qtrs: 3; several times
[Last by Andrew Oglevie, ND (3/11/17 vs. PC)]
Semis: 3; Chad Quenneville, PC (3/17/95 vs. Maine)
3; Nathan Gerbe, BC (3/21/08 vs. UNH)
Final: 2; several times
last by Logan Hutsko, BC (3/23/19 vs. NU)

Most saves in one period

Open: 19; Several - Last by Danny Tirone, UNH (3/3/18 at ME)
Qtrs: 21; Brian Regan, UMA (3/7/97 at UNH)
21; Joe Exter, MC (3/9/02 at UNH)
Semis: 23; Scott Clemmensen, BC (3/16/01 vs. UML)
Final: 21; Nolan Schaefer, PC (3/17/01 vs. BC)

Hockey East Tournament Records

SPECIAL TEAMS

Best power play percentage by one team in one tournament

(minimum of 10 opportunities)
61.5 (8 for 13); Maine (1994)

Best penalty-killing by one team in one tournament

(minimum of 10 opportunities)
16 for 16; Northeastern (1988)
11 for 11; Boston University (2017)
10 for 10; Massachusetts (2019)

Most power play goals by one team in one tournament

11; Maine (1990)
11; Maine (1993)
11; Boston University (1996)

Most short-handed goals by one team in one tournament

5; Boston University (1996)
4; Boston College (2017)

Most short-handed goals by all teams in one tournament

10; 1996

Most power play attempts by one team in one game

Open: 8; Northeastern (3/6/15 vs. Merrimack)
Qtrs: 11; Maine (3/3/90 vs. Lowell)
Semis: 12; New Hampshire (3/18/94 vs. UML)
Final: 7; Maine (3/10/91 vs. BU)
7; Maine (3/14/92 vs. UNH)
7; UMass Lowell (3/21/09 vs. BU)

Most power play goals by one team in one game

Open: 4; Northeastern (3/4/17 vs. UConn)
Qtrs: 8; Maine (3/3/90 vs. Lowell)
Semis: 6; Maine (3/9/88 vs. PC)
Final: 3; Providence (3/16/96 vs. Maine)

Best penalty-killing by one team in one game

Open: 7 for 7; Vermont (3/8/15 vs. Maine)
Qtrs: 9 for 9; Providence (3/9/02 at BU)
Semis: 7 for 7; Northeastern (3/10/88 vs. Lowell)
Final: 7 for 7; New Hampshire (3/14/92 vs. Maine)
7 for 7; Boston University (3/21/09 vs. UML)

Most short-handed goals by one team in one game

Open: 1; Merrimack (3/6/15 vs. NU, OT GWG)
Massachusetts (3/7/15 vs. ND)
Qtrs: 3; Boston University (3/9/96 vs. UMass)
Semis: 2; several times
Last by Merrimack (3/18/11 vs. UNH)
Final: 1; several times
Last by Boston College (3/17/01 vs. PC)

Most power play goals BY ONE PLAYER in one game —

Open: 2; John Stevens, NU (3/4/17 vs. UConn)
Qtrs: 3; Martin Robitaille, Maine (3/3/90 vs. Lowell)
3; Albie O'Connell, BU (3/14/98)
Semis: 2; David Tomlinson, BU (3/8/91 vs. PC)
2; Blake Bellefeuille, BC (3/19/99 vs. Maine)
2; Chuck Kobasew, BC (3/16/01 vs. UML)
2; Jacob Micflikier, UNH (3/17/06 vs. BU)
2; Danny O'Regan, BU (3/22/13 vs. BC)
Final: 2; Joe Hulbig, PC (3/16/96 vs. Maine)



College Hockey Box Score (Final)
UMass Lowell at Massachusetts
 Saturday, March 20, 2021

Referees: Peter Schlittenhardt
 Jeremy Tufts
Linesmen: Bob Bernard
 Nicholas Brignati
Game Start: 7:03
Game End: 9:30
Game Length: 2:27
Attendance: 0

Scoring	1st	2nd	3rd	Final	Shots on Goal	1st	2nd	3rd	SOG		PP	PP %	PIM	SHGF
UMass Lowell	0	0	0	0	UMass Lowell	7	3	6	16	UMass Lowell	0/2	.000	2/4	0
Massachusetts	1	0	0	1	Massachusetts	9	6	7	22	Massachusetts	0/2	.000	2/4	0

#	Prd	Time	Team	Score	Type	Scored By	Assists	Offense On Ice	Defense On Ice
1	1st	15:32	UMA	1-0	EV GW	Jake Gaudet (3)	Carson Gicewicz/7, Oliver Chau/17	18,11,20,4,24,G35	24,14,26,23,17,G33

##	UMass Lowell	G	A	P	PIM	SOG	+/-	##	Massachusetts	G	A	P	PIM	SOG	+/-		
4	Sam Knoblauch	0	0	0	0/0	1	E	2	Marc Del Gaizo	0	0	0	0/0	1	E		
5	Chase Blackmun	0	0	0	0/0	1	E	3	Ty Farmer	0	0	0	0/0	0	E		
8	Nik Armstrong-Kingkade	0	0	0	0/0	1	E	4	Matthew Kessel	0	0	0	0/0	3	+1		
9	Reid Stefanson	0	0	0	0/0	1	E	8	Bobby Trivigno	0	0	0	0/0	2	E		
10	Matt Brown	0	0	0	0/0	1	E	10	Josh Lopina	0	0	0	0/0	1	E		
11	Jon McDonald	0	0	0	1/2	2	E	11	Carson Gicewicz	0	1	1	0/0	2	+1		
12	Charlie Levesque	0	0	0	0/0	0	E	12	Garrett Wait	0	0	0	0/0	0	E		
13	Austin O'Rourke	0	0	0	0/0	1	E	13	Reed Lebster	0	0	0	0/0	0	E		
14	Ben Meehan	0	0	0	0/0	0	-1	17	Philip Lagunov	0	0	0	0/0	0	E		
16	Josh Latta	0	0	0	0/0	0	E	18	Jake Gaudet	1	0	1	0/0	5	+1		
17	Marek Korenčík	0	0	0	0/0	0	-1	19	Ryan Sullivan	0	0	0	0/0	2	E		
19	Anthony Baxter	0	0	0	0/0	1	E	20	Oliver Chau	0	1	1	0/0	3	+1		
21	Brian Chambers	0	0	0	0/0	0	E	22	Jerry Harding	0	0	0	0/0	0	E		
22	Blake Wells	0	0	0	0/0	0	E	23	Gianfranco Cassaro	0	0	0	0/0	0	E		
23	Zach Kaiser	0	0	0	0/0	1	-1	24	Zac Jones	0	0	0	0/0	2	+1		
24	Lucas Condotta	0	0	0	0/0	1	-1	25	Aaron Bohlinger	0	0	0	0/0	0	E		
26	Andre Lee	0	0	0	0/0	2	-1	26	Colin Felix	0	0	0	1/2	1	E		
27	Seth Barton	0	0	0	1/2	2	E	27	Anthony Del Gaizo	0	0	0	0/0	0	E		
37	Brehdan Engum	0	0	0	0/0	1	E	29	George Mika	0	0	0	0/0	0	E		
1	G Logan Neaton	Did Not Play						31	G Matt Murray	Did Not Play							
31	G Owen Savory	Did Not Play						32	G Henry Graham	Did Not Play							
33	G Henry Welsch	0	0	0	0/0	0	-1	35	G Filip Lindberg	0	0	0	0/0	0	+1		
								Bench									
UMass Lowell Totals								Massachusetts Totals									
## Goaltending		MIN		GA	1	2	3	Saves	## Goaltending		MIN		GA	1	2	3	Saves
33 Henry Welsch (L, 6-5-0)		58:11		1	8	6	7	21	35 Filip Lindberg (W, 7-1-4)		60:00		0	7	3	6	16
Empty Net		1:49		0													

Prd	Player	Team	Min	Infraction	Time	Prd	Player	Team	Min	Infraction	Time
2nd	Seth Barton	UML	2	Hooking	2:44	3rd	Bench	UMA	2	Too Many Players	2:12
2nd	Colin Felix	UMA	2	Interference	15:48	3rd	Jon McDonald	UML	2	Cross-Checking	8:13

New Records: Massachusetts 16-5-4, UMass Lowell 10-9-1

Three Stars: 1. Jake Gaudet (Massachusetts) 2. Filip Lindberg (Massachusetts) 3. Henry Welsch (UMass Lowell)

Notes: Hockey East Championship



College Hockey Box Score (Final)
Providence at Massachusetts
 Wednesday, March 17, 2021

Referees: Marty Hughes
 Terrance Murphy
Linesmen: Kevin Briganti
 Kyle Richetelle
Game Start: 7:00
Game End: 9:24
Game Length: 2:24
Attendance: 0

Scoring	1st	2nd	3rd	Final	Shots on Goal	1st	2nd	3rd	SOG		PP	PP %	PIM	SHGF
Providence	2	0	0	2	Providence	11	3	8	22	Providence	1/1	1.000	0/0	0
Massachusetts	2	1	2	5	Massachusetts	10	10	7	27	Massachusetts	0/0	---	1/2	0

#	Prd	Time	Team	Score	Type	Scored By	Assists	Offense On Ice	Defense On Ice
1	1st	0:52	UMA	1-0	EV	Josh Lopina (8)	Matthew Kessel/10, Bobby Trivigno/19	10,4,8,24,12,G35	21,11,20,24,3,G30
2	1st	6:00	PRV	1-1	EV	Brett Berard (5)	Nick Poisson/9, Ben Mirageas/11	21,12,27,5,3,G30	2,8,10,12,26,G35
3	1st	8:14	PRV	2-1	PP	Parker Ford (7)	Tyce Thompson/14, Michael Callahan/11	20,27,23,12,21,G30	4,8,24,27,G35
4	1st	11:46	UMA	2-2	EV	Zac Jones (8)	Matthew Kessel/11, Bobby Trivigno/20	24,4,8,10,12,G35	27,17,21,23,24,G30
5	2nd	1:22	UMA	3-2	EV GW	Bobby Trivigno (10)	Zac Jones/12	8,24,4,10,12,G35	12,27,21,5,3,G30
6	3rd	9:32	UMA	4-2	EV	George Mika (3)	Marc Del Gaizo/9, Colin Felix/10	29,2,26,8,12,G35	19,14,5,3,21,G30
7	3rd	19:18.8	UMA	5-2	EV EN	Marc Del Gaizo (3)	-	2,10,11,20,26,G35	

##	Providence	G	A	P	PIM	SOG	+/-	##	Massachusetts	G	A	P	PIM	SOG	+/-
3	Davis Bunz	0	0	0	0/0	1		2	Marc Del Gaizo	1	1	2	0/0	2	+1
5	Ben Mirageas	0	1	1	0/0	4		3	Ty Farmer	0	0	0	0/0	2	E
6	Cam McDonald	0	0	0	0/0	1		4	Matthew Kessel	0	2	2	0/0	1	+3
8	Albin Nilsson	0	0	0	0/0	0		8	Bobby Trivigno	1	2	3	0/0	3	+3
9	Patrick Moynihan	0	0	0	0/0	3		10	Josh Lopina	1	0	1	0/0	2	+3
11	Greg Printz	0	0	0	0/0	0		11	Carson Gicewicz	0	0	0	0/0	0	+1
12	Nick Poisson	0	1	1	0/0	1		12	Garrett Wait	0	0	0	0/0	0	+3
13	Craig Needham	0	0	0	0/0	1		13	Reed Lebster	0	0	0	0/0	1	E
14	Matt Koopman	0	0	0	0/0	1		17	Philip Lagunov	0	0	0	0/0	2	E
17	Chase Yoder	0	0	0	0/0	0		18	Jake Gaudet	0	0	0	0/0	1	E
18	Jamie Engelbert	0	0	0	0/0	1		19	Ryan Sullivan	0	0	0	0/0	2	E
19	Jason O'Neill	0	0	0	0/0	2		20	Oliver Chau	0	0	0	0/0	0	+1
20	Parker Ford	1	0	1	0/0	2		22	Jerry Harding	0	0	0	0/0	2	E
21	Brett Berard	1	0	1	0/0	1		23	Gianfranco Cassaro	0	0	0	0/0	0	E
22	Uula Ruikka	0	0	0	0/0	0		24	Zac Jones	1	1	2	0/0	4	+3
23	Michael Callahan	0	1	1	0/0	2		25	Aaron Bohlinger	0	0	0	1/2	0	E
24	Max Crozier	0	0	0	0/0	2		26	Colin Felix	0	1	1	0/0	2	+1
26	John McDermott	0	0	0	0/0	0		27	Anthony Del Gaizo	0	0	0	0/0	1	E
27	Tyce Thompson	0	1	1	0/0	0		29	George Mika	1	0	1	0/0	2	+1
30	G Jaxson Stauber	0	0	0	0/0	0		31	G Matt Murray	Did Not Play					
33	G Gabe Mollot-Hill	Did Not Play						32	G Henry Graham	Did Not Play					
35	G Anton Martinsson	Did Not Play						35	Filip Lindberg	0	0	0	0/0	0	+4
Providence Totals		2	4	6	0/0	22	-4	Massachusetts Totals		5	7	12	1/2	27	+4

##	Goaltending	MIN	GA	1	2	3	Saves	##	Goaltending	MIN	GA	1	2	3	Saves
30	Jaxson Stauber (L, 11-7-5)	58:34	4	8	9	5	22	35	Filip Lindberg (W, 6-1-4)	60:00	2	9	3	8	20
Empty Net		1:26	1												

Prd	Player	Team	Min	Infraction	Time	Prd	Player	Team	Min	Infraction	Time
1st	Aaron Bohlinger	UMA	2	Hooking	6:40						

New Records: Massachusetts 15-5-4, Providence 11-9-5

Three Stars: 1. Bobby Trivigno (Massachusetts) 2. Marc Del Gaizo (Massachusetts) 3. George Mika (Massachusetts)

Notes: Hockey East Semifinal



College Hockey Box Score (Final)
UMass Lowell at Boston College
 Wednesday, March 17, 2021

Referees: Scott Hansen
 Walker Holton
Game Start: 4:30
Game End: 8:21
Linesmen: Bill Kingdon
 Jeff McCormick
Game Length: 3:51
Attendance: 0

Scoring	1	2	3	O1	O2	Final	Shots	1	2	3	O1	O2	SOG		PP	PP %	PIM	SHGF
UMass Lowell	0	1	4	0	1	6	UMass Lowell	11	9	15	8	6	49	UMass Lowell	1/6	.167	2/4	0
Boston College	1	3	1	0	0	5	Boston College	6	8	6	13	6	39	Boston College	1/2	.500	6/12	0

#	Prd	Time	Team	Score	Type	Scored By	Assists	Offense On Ice	Defense On Ice
1	1st	7:34	BC	1-0	EV	Marshall Warren (3)	Matt Boldy/17, Alex Newhook/6	5,12,18,4,G30	23,27,10,11,G33
2	2nd	6:44	BC	2-0	EV	Mike Hardman (10)	Matt Boldy/18, Alex Newhook/7	19,12,18,7,10,G30	26,16,4,5,19,G33
3	2nd	12:40	BC	3-0	EV	Alex Newhook (6)	Mike Hardman/8, Jack St. Ivany/5	18,19,3,6,12,G30	22,27,11,4,24,G33
4	2nd	13:01	UML	1-3	EV	Anthony Baxter (2)	-	19,16,12,23,25,G33	27,13,11,7,2,G30
5	2nd	18:47	BC	4-1	EV	Alex Newhook (7)	Matt Boldy/19	18,12,3,4,19,G30	8,4,19,22,17,G33
6	3rd	10:25	UML	2-4	EV	Reid Stefanson (5)	Matt Brown/5, Chase Blackmun/4	9,26,10,5,17,G33	18,12,2,7,19,G30
7	3rd	15:33	UML	3-4	EV	Andre Lee (7)	Chase Blackmun/5, Blake Wells/3	26,22,25,9,5,G33	25,15,24,5,3,G30
8	3rd	16:39	UML	4-4	PP	Lucas Condotta (6)	Andre Lee/9	24,26,27,11,12,G33	12,25,7,3,G30
9	3rd	17:53	BC	5-4	PP	Marc McLaughlin (10)	Matt Boldy/20, Alex Newhook/8		23,17,21,25,G33
10	3rd	18:34	UML	5-5	EV EA	Anthony Baxter (3)	Charlie Levesque/6, Sam Knoblauch/1	19,12,5,4,10,26	24,18,11,4,5,G30
11	OT2	12:00	UML	6-5	EV GW	Matt Brown (8)	Seth Barton/9	10,12,11,4,27,G33	12,18,2,19,5,G30

##	UMass Lowell	G	A	P	PIM	SOG	+/-	##	Boston College	G	A	P	PIM	SOG	+/-
4	Sam Knoblauch	0	1	1	0/0	0	-1	2	Michael Karow	0	0	0	1/2	2	-3
5	Chase Blackmun	0	2	2	0/0	4	+2	3	Jack St. Ivany	0	1	1	1/2	1	+1
8	Nik Armstrong-Kingkade	0	0	0	0/0	0	-1	4	Drew Helleson	0	0	0	0/0	2	+1
9	Reid Stefanson	1	0	1	0/0	6	+2	5	Marshall Warren	1	0	1	1/2	5	-2
10	Matt Brown	1	1	2	0/0	6	+2	6	Tim Lovell	0	0	0	0/0	0	+1
11	Jon McDonald	0	0	0	1/2	3	-1	7	Eamon Powell	0	0	0	0/0	0	-1
12	Charlie Levesque	0	1	1	0/0	2	+3	10	Mitch Andres	0	0	0	0/0	0	+1
14	Ben Meehan	0	0	0	0/0	1	E	11	Jack McBain	0	0	0	0/0	1	-2
16	Josh Latta	0	0	0	0/0	1	E	12	Matt Boldy	0	4	4	0/0	2	+2
17	Marek Korenčík	0	0	0	1/2	1	E	13	Nikita Nesterenko	0	0	0	0/0	2	-1
19	Anthony Baxter	2	0	2	0/0	8	E	14	Gentry Shamburger	0	0	0	1/2	0	E
21	Brian Chambers	0	0	0	0/0	2	E	15	Trevor Kuntar	0	0	0	1/2	1	-1
22	Blake Wells	0	1	1	0/0	1	-1	18	Alex Newhook	2	3	5	0/0	9	+1
23	Zach Kaiser	0	0	0	0/0	2	E	19	Mike Hardman	1	1	2	0/0	2	+1
24	Lucas Condotta	1	0	1	0/0	1	-1	22	Casey Carreau	0	0	0	0/0	4	E
25	Nolan Sawchuk	0	0	0	0/0	1	+2	24	Patrick Giles	0	0	0	1/2	4	-2
26	Andre Lee	1	1	2	0/0	7	+2	25	Marc McLaughlin	1	0	1	0/0	2	-1
27	Seth Barton	0	1	1	0/0	3	-1	26	Harrison Roy	0	0	0	0/0	0	E
37	Brehdan Engum	0	0	0	0/0	0	E	27	Colby Ambrosio	0	0	0	0/0	2	-1
1	G Logan Neaton	Did Not Play						30	G Spencer Knight	0	0	0	0/0	0	-1
31	G Owen Savory	Did Not Play						31	G Henry Wilder	Did Not Play					
33	G Henry Welsch	0	0	0	0/0	0	E	32	G Jack Moffatt	Did Not Play					
UMass Lowell Totals		6	8	14	2/4	49	+1	Boston College Totals		5	9	14	6/12	39	-1

##	Goaltending	MIN	GA	1	2	3	O1	O2	Saves	##	Goaltending	MIN	GA	1	2	3	O1	O2	Saves
33	Henry Welsch (W, 6-4-0)	91:57	5	5	5	5	13	6	34	30	Spencer Knight (L, 16-3-1)	92:00	6	11	8	11	8	5	43
Empty Net		0:03	0																

Prd	Player	Team	Min	Infraction	Time	Prd	Player	Team	Min	Infraction	Time
1st	Marek Korenčík	UML	2	Holding	6:06	2nd	Michael Karow	BC	2	Holding	16:01
1st	Jack St. Ivany	BC	2	Hooking	6:41	3rd	Trevor Kuntar	BC	2	Boarding	11:57
1st	Patrick Giles	BC	2	Tripping	12:55	3rd	Marshall Warren	BC	2	Tripping	15:33
2nd	Gentry Shamburger	BC	2	Interference	3:43	3rd	Jon McDonald	UML	2	Slashing	17:42

New Records: UMass Lowell 10-8-1, Boston College 17-5-1

Three Stars: 1. Matt Brown (UMass Lowell) 2. Alex Newhook (Boston College) 3. Matt Boldy (Boston College)

Notes: Hockey East Semifinal



College Hockey Box Score (Final)
Northeastern at Massachusetts
 Sunday, March 14, 2021

Referees: Marty Hughes
 Terrance Murphy
Linesmen: Nick Briganti
 Jeremy Lovett
Game Start: 4:30
Game End: 6:45
Game Length: 2:15
Attendance: 0

Scoring	1st	2nd	3rd	Final	Shots on Goal	1st	2nd	3rd	SOG		PP	PP %	PIM	SHGF
Northeastern	0	1	0	1	Northeastern	7	11	8	26	Northeastern	0/1	.000	1/2	0
Massachusetts	2	1	1	4	Massachusetts	12	8	8	28	Massachusetts	0/0	---	2/4	0

#	Prd	Time	Team	Score	Type	Scored By	Assists	Offense On Ice	Defense On Ice
1	1st	2:54	UMA	1-0	EV	Garrett Wait (8)	Bobby Trivigno/17, Josh Lopina/11	12,8,10,4,24,G35	11,14,10,8,3,G31
2	1st	8:27	UMA	2-0	EV GW	Zac Jones (7)	Bobby Trivigno/18, Matthew Kessel/9	24,8,12,10,4,G35	16,19,7,2,23,G31
3	2nd	10:37	NOE	1-2	EV	Jérémie Bucheler (1)	Jayden Struble/10	4,3,12,17,28,G31	18,25,23,24,11,G35
4	2nd	18:08	UMA	3-1	EV	Bobby Trivigno (9)	Colin Felix/9	8,26,2,12,10,G35	11,28,25,3,2,G31
5	3rd	4:16	UMA	4-1	EV	Philip Lagunov (3)	Jerry Harding/3	17,22,25,3,27,G35	15,19,21,3,8,G31

##	Northeastern	G	A	P	PIM	SOG	+/-	##	Massachusetts	G	A	P	PIM	SOG	+/-
2	Jordan Harris	0	0	0	0/0	1	-2	2	Marc Del Gaizo	0	0	0	0/0	0	+1
3	Jayden Struble	0	1	1	0/0	0	-2	3	Ty Farmer	0	0	0	1/2	1	+1
4	Jérémie Bucheler	1	0	1	0/0	1	+1	4	Matthew Kessel	0	1	1	0/0	2	+2
7	Michael Outzen	0	0	0	0/0	4	-1	6	Kolby Vegara	0	0	0	0/0	0	E
8	Julian Kislin	0	0	0	0/0	1	-2	8	Bobby Trivigno	1	2	3	0/0	2	+3
9	Johnny DeRoche	0	0	0	0/0	0	E	10	Josh Lopina	0	1	1	0/0	0	+3
10	Dylan Jackson	0	0	0	0/0	0	-1	11	Carson Gicewicz	0	0	0	0/0	2	-1
11	Gunnarwolfe Fontaine	0	0	0	0/0	2	-2	12	Garrett Wait	1	0	1	0/0	2	+3
12	Austin Goldstein	0	0	0	0/0	0	+1	17	Philip Lagunov	1	0	1	0/0	2	+1
14	Ty Jackson	0	0	0	1/2	0	-1	18	Jake Gaudet	0	0	0	0/0	4	-1
15	Grant Jozefek	0	0	0	0/0	4	-1	19	Ryan Sullivan	0	0	0	0/0	0	E
16	Sam Colangelo	0	0	0	0/0	0	-1	20	Oliver Chau	0	0	0	0/0	2	E
17	Marco Bozzo	0	0	0	0/0	0	+1	22	Jerry Harding	0	1	1	0/0	3	+1
18	Tyler Spott	0	0	0	0/0	2	E	23	Gianfranco Cassaro	0	0	0	0/0	0	-1
19	Riley Hughes	0	0	0	0/0	1	-2	24	Zac Jones	1	0	1	0/0	3	+1
21	Matt Demelis	0	0	0	0/0	1	-1	25	Aaron Bohlinger	0	0	0	0/0	1	E
23	Michael Kesselring	0	0	0	0/0	3	-1	26	Colin Felix	0	1	1	1/2	1	+1
25	Aidan McDonough	0	0	0	0/0	1	-1	27	Anthony Del Gaizo	0	0	0	0/0	0	+1
28	Zach Solow	0	0	0	0/0	5	E	29	George Mika	0	0	0	0/0	3	E
1	G Nick Scarpa	Did Not Play						31	G Matt Murray	Did Not Play					
31	G Connor Murphy	0	0	0	0/0	0	-3	32	G Henry Graham	Did Not Play					
Northeastern Totals		1	1	2	1/2	26	-3	35	G Filip Lindberg	0	0	0	0/0	0	+3
Massachusetts Totals		4	6	10	2/4	28	+3								
##	Goaltending	MIN	GA	1	2	3	Saves	##	Goaltending	MIN	GA	1	2	3	Saves
31	Connor Murphy (L, 9-9-3)	60:00	4	10	7	7	24	35	Filip Lindberg (W, 5-1-4)	60:00	1	7	10	8	25

Prd	Player	Team	Min	Infraction	Time	Prd	Player	Team	Min	Infraction	Time
1st	Ty Farmer	UMA	2	Interference	17:30	3rd	Colin Felix	UMA	2	Slashing	9:08
3rd	Ty Jackson	NOE	2	Slashing	9:08						

New Records: Massachusetts 14-5-4, Northeastern 9-9-3

Three Stars: 1. Bobby Trivigno (Massachusetts) 2. Filip Lindberg (Massachusetts) 3. Jérémie Bucheler (Northeastern)

Notes: Hockey East Quarterfinal



College Hockey Box Score (Final)
Providence at UConn
 Sunday, March 14, 2021

Referees: Geoffrey Miller
 Jeremy Tufts
Linesmen: Jeff McCorkle
 Bill Kingdon
Game Start: 3:30
Game End: 6:09
Game Length: 2:39
Attendance: 0

Scoring	1st	2nd	3rd	Final	Shots on Goal	1st	2nd	3rd	SOG		PP	PP %	PIM	SHGF
Providence	1	2	3	6	Providence	19	12	12	43	Providence	0/4	.000	5/10	0
UConn	0	1	0	1	UConn	9	12	20	41	UConn	0/5	.000	4/8	0

#	Prd	Time	Team	Score	Type	Scored By	Assists	Offense On Ice	Defense On Ice
1	1st	8:47	PRV	1-0	EV	Parker Ford (6)	Uula Ruikka/4, Greg Printz/9	20,22,6,9,11,G30	4,3,17,7,11,G33
2	2nd	1:58	PRV	2-0	EV GW	Uula Ruikka (4)	Cam McDonald/4, John McDermott/3	26,22,6,17,13,G30	16,17,22,28,4,G33
3	2nd	2:58	PRV	3-0	EV	Nick Poisson (5)	Ben Mirageas/9, Tyce Thompson/13	12,9,3,19,5,G30	11,17,2,7,3,G33
4	2nd	9:20	CON	1-3	EV	Jáchym Kondelík (4)	Jonny Evans/15, Adam Karashik/8	11,7,2,10,3,G33	13,26,3,5,17,G30
5	3rd	1:45	PRV	4-1	EV	Tyce Thompson (11)	Nick Poisson/8	27,12,21,6,22,G30	23,32,16,8,11,G33
6	3rd	10:53	PRV	5-1	EV	Brett Berard (4)	Chase Yoder/3, Patrick Moynihan/9	21,17,9,22,24,G30	17,19,14,2,3,G33
7	3rd	15:20	PRV	6-1	EV	Max Crozier (3)	Brett Berard/5, Ben Mirageas/10	24,21,17,5,27,G30	22,5,18,4,7,G33

##	Providence	G	A	P	PIM	SOG	+/-	##	UConn	G	A	P	PIM	SOG	+/-
3	Davis Bunz	0	0	0	0/0	2	E	2	Yan Kuznetsov	0	0	0	0/0	0	-1
5	Ben Mirageas	0	2	2	2/4	5	+1	3	Adam Karashik	0	1	1	0/0	3	-2
6	Cam McDonald	0	1	1	0/0	0	+3	4	Roman Kinal	0	0	0	0/0	1	-3
8	Albin Nilsson	0	0	0	0/0	0	E	5	Eric Linell	0	0	0	0/0	0	-1
9	Patrick Moynihan	0	1	1	0/0	4	+3	7	Jonny Evans	0	1	1	0/0	4	-2
11	Greg Printz	0	1	1	0/0	2	+1	8	Carter Turnbull	0	0	0	0/0	7	-1
12	Nick Poisson	1	1	2	1/2	2	+2	10	Vladislav Firstov	0	0	0	0/0	0	+1
13	Craig Needham	0	0	0	0/0	0	E	11	Jáchym Kondelík	1	0	1	0/0	4	-2
14	Matt Koopman	0	0	0	0/0	3	E	14	Zac Robbins	0	0	0	0/0	4	-1
17	Chase Yoder	0	1	1	0/0	1	+2	16	Jake Flynn	0	0	0	0/0	1	-2
18	Jamie Engelbert	0	0	0	0/0	0	E	17	Marc Gatcomb	0	0	0	0/0	2	-4
19	Jason O'Neill	0	0	0	0/0	1	+1	18	John Spetz	0	0	0	1/2	2	-1
20	Parker Ford	1	0	1	0/0	2	+1	19	Brian Rigali	0	0	0	0/0	1	-1
21	Brett Berard	1	1	2	0/0	3	+3	22	Hudson Schandor	0	0	0	0/0	4	-2
22	Uula Ruikka	1	1	2	0/0	2	+4	23	Carter Berger	0	0	0	0/0	2	-1
23	Michael Callahan	0	0	0	1/2	5	E	27	Harrison Rees	0	0	0	0/0	1	E
24	Max Crozier	1	0	1	1/2	5	+2	28	Ryan Tverberg	0	0	0	1/2	3	-1
26	John McDermott	0	1	1	0/0	0	E	29	Kale Howarth	0	0	0	1/2	1	E
27	Tyce Thompson	1	1	2	0/0	6	+2	32	Artem Shlaine	0	0	0	1/2	1	-1
30	G Jaxson Stauber	0	0	0	0/0	0	+5	1	G Ryan Keane	Did Not Play					
33	G Gabe Mollot-Hill	Did Not Play					33	G Tomáš Vomačka	0	0	0	0/0	0	-5	
35	G Anton Martinsson	Did Not Play					35	G Bradley Stone	Did Not Play						
Providence Totals		6	11	17	5/10	43	+5	UConn Totals		1	2	3	4/8	41	-5

##	Goaltending	MIN	GA	1	2	3	Saves	##	Goaltending	MIN	GA	1	2	3	Saves
30	Jaxson Stauber (W, 11-6-5)	59:51	1	9	11	20	40	33	Tomáš Vomačka (L, 10-11-2)	59:55	6	18	10	9	37
Empty Net		0:09	0					Empty Net		0:05	0				

Prd	Player	Team	Min	Infraction	Time	Prd	Player	Team	Min	Infraction	Time
1st	Kale Howarth	CON	2	Roughing	16:42	2nd	John Spetz	CON	2	Goaltender Interference	15:34
2nd	Ryan Tverberg	CON	2	Boarding	4:24	3rd	Ben Mirageas	PRV	2	Hooking	6:11
2nd	Artem Shlaine	CON	2	Hooking	10:13	3rd	Max Crozier	PRV	2	Hooking	8:16
2nd	Nick Poisson	PRV	2	Slashing	10:36	3rd	Ben Mirageas	PRV	2	Hooking	11:46
2nd	Michael Callahan	PRV	2	Slashing	11:58						

New Records: Providence 11-8-5, UConn 10-11-2

Three Stars: 1. Uula Ruikka (Providence) 2. Jaxson Stauber (Providence) 3. Nick Poisson (Providence)

Notes: Hockey East Quarterfinal



College Hockey Box Score (Final)
UMass Lowell at Boston University
 Sunday, March 14, 2021

Referees: Scott Hansen
 Walker Holton
Linesmen: Bob Bernard
 Christopher Millea
Game Start: 1:05
Game End: 3:15
Game Length: 2:10
Attendance: 0

Scoring	1st	2nd	3rd	Final	Shots on Goal	1st	2nd	3rd	SOG		PP	PP %	PIM	SHGF
UMass Lowell	1	0	1	2	UMass Lowell	12	6	11	29	UMass Lowell	0/2	.000	1/2	0
Boston University	1	0	0	1	Boston University	5	10	2	17	Boston University	0/1	.000	2/4	0

#	Prd	Time	Team	Score	Type	Scored By	Assists	Offense On Ice	Defense On Ice
1	1st	2:17	BU	1-0	EV	Jamie Armstrong (1)	Dylan Peterson/3, Nick Zabaneh/7	12,5,8,10,13,G29	19,27,21,24,22,G33
2	1st	4:30	UML	1-1	EV	Matt Brown (7)	Jon McDonald/8	11,10,12,28,27,G33	11,4,32,16,2,G29
3	3rd	8:19	UML	2-1	EV GW	Brian Chambers (3)	Andre Lee/8, Reid Stefanson/10	21,5,26,19,9,G33	13,10,12,23,2,G29

##	UMass Lowell	G	A	P	PIM	SOG	+/-	##	Boston University	G	A	P	PIM	SOG	+/-
4	Sam Knoblauch	0	0	0	0/0	0	E	2	Case McCarthy	0	0	0	0/0	2	-2
5	Chase Blackmun	0	0	0	0/0	3	+1	4	David Farrance	0	0	0	0/0	1	-1
8	Nik Armstrong-Kingcade	0	0	0	0/0	1	E	5	Thomas Jarman	0	0	0	0/0	0	+1
9	Reid Stefanson	0	1	1	0/0	2	+1	7	Alex Vlasic	0	0	0	0/0	0	E
10	Matt Brown	1	0	1	0/0	4	+1	8	Cade Webber	0	0	0	0/0	0	+1
11	Jon McDonald	0	1	1	0/0	3	+1	9	Logan Cockerill	0	0	0	0/0	1	E
12	Charlie Levesque	0	0	0	0/0	2	+1	10	Nick Zabaneh	0	1	1	0/0	0	E
13	Austin O'Rourke	0	0	0	0/0	1	E	11	Luke Tuch	0	0	0	0/0	0	-1
14	Ben Meehan	0	0	0	0/0	3	E	12	Jamie Armstrong	1	0	1	0/0	1	E
17	Marek Korenčík	0	0	0	0/0	0	E	13	Dylan Peterson	0	1	1	0/0	4	E
19	Anthony Baxter	0	0	0	0/0	1	E	15	Markus Boguslavsky	0	0	0	0/0	0	E
21	Brian Chambers	1	0	1	1/2	1	E	16	Robert Mastro Simone	0	0	0	1/2	2	-1
22	Blake Wells	0	0	0	0/0	1	-1	18	Jay O'Brien	0	0	0	0/0	0	E
23	Zach Kaiser	0	0	0	0/0	2	E	20	Matthew Quercia	0	0	0	0/0	1	E
24	Lucas Condotta	0	0	0	0/0	2	-1	21	Max Kaufman	0	0	0	1/2	1	E
25	Nolan Sawchuk	0	0	0	0/0	1	E	22	Jake Witkowski	0	0	0	0/0	2	E
26	Andre Lee	0	1	1	0/0	0	+1	23	Domenick Fensore	0	0	0	0/0	1	-1
27	Seth Barton	0	0	0	0/0	2	E	26	Joseph Campolieto	0	0	0	0/0	0	E
28	Connor Sodergren	0	0	0	0/0	0	+1	32	Wilmer Skoog	0	0	0	0/0	1	-1
1	G Logan Neaton	Did Not Play						29	G Drew Comness	0	0	0	0/0	0	-1
31	G Owen Savory	Did Not Play						30	G Ashton Abel	Did Not Play					
33	G Henry Welsch	0	0	0	0/0	0	+1	31	G Vinny Duplessis	Did Not Play					
UMass Lowell Totals		2	3	5	1/2	29	+1	Boston University Totals		1	2	3	2/4	17	-1

##	Goaltending	MIN	GA	1	2	3	Saves	##	Goaltending	MIN	GA	1	2	3	Saves
33	Henry Welsch (W, 5-4-0)	59:51	1	4	10	2	16	29	Drew Comness (L, 6-2-1)	58:34	2	11	6	10	27
Empty Net		0:09	0					Empty Net		1:26	0				

Prd	Player	Team	Min	Infraction	Time	Prd	Player	Team	Min	Infraction	Time
2nd	Brian Chambers	UML	2	Holding	12:27	3rd	Max Kaufman	BU	2	Hooking	4:45
2nd	Robert Mastro Simone	BU	2	Boarding	19:48						

New Records: UMass Lowell 9-8-1, Boston University 10-4-1

Notes: Hockey East Quarterfinal



College Hockey Box Score (Final)
New Hampshire at Boston College
 Sunday, March 14, 2021

Referees: Charles Hanafin
 Peter Schlittenhardt
Linesmen: Kyle Richetelle
 Kevin Briganti
Game Start: 4:30
Game End: 6:54
Game Length: 2:24
Attendance: 0

Scoring	1st	2nd	3rd	Final	Shots on Goal	1st	2nd	3rd	SOG		PP	PP %	PIM	SHGF
New Hampshire	0	2	0	2	New Hampshire	9	15	13	37	New Hampshire	0/2	.000	4/8	0
Boston College	3	0	0	3	Boston College	14	12	10	36	Boston College	0/4	.000	2/4	0

#	Prd	Time	Team	Score	Type	Scored By	Assists	Offense On Ice	Defense On Ice
1	1st	5:35	BC	1-0	EV	Alex Newhook (5)	Matt Boldy/15, Drew Helleson/11	18,12,5,4,G30	16,3,14,28,G31
2	1st	7:30	BC	2-0	EV	Mike Hardman (9)	Eamon Powell/12, Matt Boldy/16	19,7,12,18,2,G30	16,19,28,5,18,G31
3	1st	8:25	BC	3-0	EV GW	Nikita Nesterenko (8)	Colby Ambrosio/8, Marshall Warren/8	13,27,5,11,4,G30	11,5,8,9,23,G31
4	2nd	6:22	UNH	1-3	EV	Eric MacAdams (5)	Kohei Sato/7, Ryan Verrier/8	19,3,27,16,18,G31	17,15,6,26,3,G30
5	2nd	8:56	UNH	2-3	EV	Luke Reid (3)	Eric MacAdams/5, Cam Gendron/4	27,18,21,19,10,G31	12,18,19,3,6,G30

##	New Hampshire	G	A	P	PIM	SOG	+/-	##	Boston College	G	A	P	PIM	SOG	+/-
3	Ryan Verrier	0	1	1	1/2	2	E	2	Michael Karow	0	0	0	0/0	3	+1
5	William MacKinnon	0	0	0	0/0	1	-2	3	Jack St. Ivany	0	0	0	0/0	5	-2
6	Lucas Herrmann	0	0	0	0/0	1	E	4	Drew Helleson	0	1	1	0/0	2	+2
7	Alec Semandel	0	0	0	0/0	0	E	5	Marshall Warren	0	1	1	0/0	1	+2
8	Nikolai Jenson	0	0	0	0/0	3	-1	6	Tim Lovell	0	0	0	0/0	0	-2
9	Angus Crookshank	0	0	0	0/0	4	-1	7	Eamon Powell	0	1	1	0/0	1	+1
10	Kalle Eriksson	0	0	0	0/0	4	+1	10	Mitch Andres	0	0	0	0/0	0	E
11	Jackson Pierson	0	0	0	0/0	3	-1	11	Jack McBain	0	0	0	0/0	3	+1
12	Eric Esposito	0	0	0	0/0	2	E	12	Matt Boldy	0	2	2	0/0	2	+1
14	Tyler Ward	0	0	0	0/0	2	-1	13	Nikita Nesterenko	1	0	1	0/0	3	+1
16	Filip Engarås	0	0	0	0/0	2	-1	15	Trevor Kuntar	0	0	0	0/0	2	-1
18	Kohei Sato	0	1	1	0/0	3	+1	17	Danny Weight	0	0	0	1/2	0	-1
19	Eric MacAdams	1	1	2	0/0	3	+1	18	Alex Newhook	1	0	1	1/2	2	+1
20	Patrick Grasso	0	0	0	0/0	1	E	19	Mike Hardman	1	0	1	0/0	3	E
21	Cam Gendron	0	1	1	0/0	1	+1	22	Casey Carreau	0	0	0	0/0	2	E
23	Charlie Kelleher	0	0	0	1/2	1	-1	24	Patrick Giles	0	0	0	0/0	2	E
27	Luke Reid	1	0	1	0/0	3	+2	25	Marc McLaughlin	0	0	0	0/0	0	E
28	Benton Maass	0	0	0	0/0	1	-2	26	Harrison Roy	0	0	0	0/0	2	-1
29	Joseph Cipollone	0	0	0	0/0	0	E	27	Colby Ambrosio	0	1	1	0/0	3	+1
1	G Jeremy Forman	Did Not Play						30	G Spencer Knight	0	0	0	0/0	0	+1
31	G Mike Robinson	0	0	0	0/0	0	-1	31	G Henry Wilder	Did Not Play					
35	G Ty Taylor	Did Not Play						32	G Jack Moffatt	Did Not Play					
Bench					2/4										
New Hampshire Totals		2	4	6	4/8	37	-1	Boston College Totals		3	6	9	2/4	36	+1
## Goaltending		MIN	GA	1	2	3	Saves	## Goaltending		MIN	GA	1	2	3	Saves
31 Mike Robinson (L, 5-12-3)		59:00	3	11	12	10	33	30 Spencer Knight (W, 16-2-1)		60:00	2	9	13	13	35
Empty Net		1:00	0												

Prd	Player	Team	Min	Infraction	Time	Prd	Player	Team	Min	Infraction	Time
1st	Danny Weight	BC	2	Hooking	4:22	1st	Alex Newhook	BC	2	Hooking	12:59
1st	Bench	UNH	2	Too Many Players	5:14	1st	Ryan Verrier	UNH	2	Slashing	13:44
1st	Charlie Kelleher	UNH	2	Slashing	10:58	2nd	Bench	UNH	2	Too Many Players	2:58

New Records: Boston College 17-4-1, New Hampshire 6-14-3

Three Stars: 1. Spencer Knight (Boston College) 2. Nikita Nesterenko (Boston College) 3. Eric MacAdams (New Hampshire)

Notes: Hockey East Quarterfinal



College Hockey Box Score (Final)
New Hampshire at Maine
 Wednesday, March 10, 2021

Referees: Walker Houlton
 Jeremy Tufts
Linesmen: Bill Kingdon
 Jeff McCorkle
Game Start: 4:30
Game End: 6:58
Game Length: 2:28
Attendance: 0

Scoring	1st	2nd	3rd	Final	Shots on Goal	1st	2nd	3rd	SOG		PP	PP %	PIM	SHGF
New Hampshire	1	3	3	7	New Hampshire	19	12	5	36	New Hampshire	2/7	.286	5/10	2
Maine	0	2	0	2	Maine	7	4	11	22	Maine	0/4	.000	8/16	0

#	Prd	Time	Team	Score	Type	Scored By	Assists	Offense On Ice	Defense On Ice
1	1st	17:00	UNH	1-0	EV	Kalle Eriksson (6)	Jackson Pierson/16, Angus Crookshank/9	10,9,23,27,11,G31	24,12,6,29,34,G32
2	2nd	2:30	UNH	2-0	PP	Eric MacAdams (4)	Filip Engarås/4, Ryan Verrier/6	19,14,16,3,5,G31	12,6,11,18,G32
3	2nd	3:16	MNE	1-2	EV	Adrien Bisson (2)	Adam Dawe/9, Simon Butala/2	29,6,24,34,G32	11,10,9,27,G31
4	2nd	3:51	UNH	3-1	EV GW	Jackson Pierson (9)	William MacKinnon/4	11,9,5,3,G31	24,34,6,29,G32
5	2nd	5:19	MNE	2-3	EV	Lynden Breen (3)	Jakub Sirota/10, Jack Quinlivan/1	27,7,4,2,20,G32	20,5,6,23,27,G31
6	2nd	10:21	UNH	4-2	SH	Tyler Ward (3)	Filip Engarås/5	14,16,5,27,G31	34,27,14,24,2,G32
7	3rd	1:00	UNH	5-2	EV	Filip Engarås (6)	-	16,14,5,20,9,G31	14,27,26,18,7,G32
8	3rd	15:54	UNH	6-2	SH EN	Luke Reid (2)	Ryan Verrier/7	27,6,3,29,G31	24,20,26,29,27,4
9	3rd	17:49	UNH	7-2	PP	Lucas Herrmann (3)	William MacKinnon/5, Joseph Cipollone/1	6,5,29,12,17,G31	11,4,2,20,G32

##	New Hampshire	G	A	P	PIM	SOG	+/-	##	Maine	G	A	P	PIM	SOG	+/-		
3	Ryan Verrier	0	2	2	0/0	3	+2	2	Jakub Sirota	0	1	1	0/0	1	E		
5	William MacKinnon	0	2	2	0/0	3	+2	4	Jack Quinlivan	0	1	1	0/0	1	E		
6	Lucas Herrmann	1	0	1	1/2	2	E	6	Simon Butala	0	1	1	2/4	1	-1		
8	Nikolai Jensen	0	0	0	0/0	0	E	7	Tristan Poissant	0	0	0	0/0	0	E		
9	Angus Crookshank	0	1	1	1/2	4	+2	11	Donavan Villeneuve-Houle	0	0	0	0/0	1	E		
10	Kalle Eriksson	1	0	1	1/2	4	E	12	Ben Poisson	0	0	0	1/2	1	-1		
11	Jackson Pierson	1	1	2	0/0	2	+1	13	Zachary Aughe	0	0	0	1/2	0	E		
12	Eric Esposito	0	0	0	1/2	2	E	14	Jacob Schmidt-Svejstrup	0	0	0	1/2	0	-2		
14	Tyler Ward	1	0	1	0/0	2	+2	15	Brady Gaudette	0	0	0	0/0	1	E		
16	Filip Engarås	1	2	3	1/2	2	+2	17	AJ Drobot	0	0	0	0/0	0	E		
17	Carsen Richels	0	0	0	0/0	0	E	18	JD Greenway	0	0	0	0/0	3	-1		
18	Kohei Sato	0	0	0	0/0	0	E	20	Veli-Matti Tiuraniemi	0	0	0	1/2	1	E		
19	Eric MacAdams	1	0	1	0/0	3	E	22	Dawson Bruneski	0	0	0	0/0	1	E		
20	Patrick Grasso	0	0	0	0/0	2	E	24	Adam Dawe	0	1	1	0/0	2	-3		
21	Cam Gendron	0	0	0	0/0	1	E	26	Cameron Spicer	0	0	0	0/0	0	-2		
23	Charlie Kelleher	0	0	0	0/0	3	E	27	Lynden Breen	1	0	1	1/2	2	-2		
27	Luke Reid	1	0	1	0/0	2	+1	29	Adrien Bisson	1	0	1	0/0	3	-2		
28	Benton Maass	0	0	0	0/0	0	E	30	Emil Westerlund	0	0	0	1/2	1	E		
29	Joseph Cipollone	0	1	1	0/0	1	+1	34	Eduards Tralmaks	0	0	0	0/0	3	-2		
1	G Jeremy Forman	Did Not Play						32	G Victor Ostman	0	0	0	0/0	0	-2		
31	G Mike Robinson	0	0	0	0/0	0	+3	35	G Matthew Thiessen	Did Not Play							
35	G Ty Taylor	Did Not Play															
New Hampshire Totals		7	9	16	5/10	36	+3	Maine Totals		2	4	6	8/16	22	-3		
##	Goaltending	MIN		GA	1	2	3	Saves	##	Goaltending	MIN		GA	1	2	3	Saves
31	Mike Robinson (W, 5-11-3)	60:00		2	7	2	11	20	32	Victor Ostman (L, 3-6-1)	58:42		6	18	9	2	29
									Empty Net		1:18		1				

Prd	Player	Team	Min	Infraction	Time	Prd	Player	Team	Min	Infraction	Time
1st	Emil Westerlund	MNE	2	Slashing	3:05	2nd	Kalle Eriksson	UNH	2	Holding	10:05
1st	Zachary Aughe	MNE	2	Elbowing	12:29	2nd	Ben Poisson	MNE	2	High-Sticking	18:22
1st	Filip Engarås	UNH	2	Hooking	14:19	3rd	Jacob Schmidt-Svejstrup	MNE	2	Boarding	8:46
1st	Simon Butala	MNE	2	Boarding	19:16	3rd	Eric Esposito	UNH	2	Slashing	12:02
2nd	Veli-Matti Tiuraniemi	MNE	2	Interference	1:36	3rd	Angus Crookshank	UNH	2	Holding	14:36
2nd	Lucas Herrmann	UNH	2	Roughing	3:07	3rd	Simon Butala	MNE	2	Roughing	17:14
2nd	Lynden Breen	MNE	2	Roughing	3:07						

New Records: New Hampshire 6-13-3, Maine 3-11-2

Three Stars: 1. Filip Engarås (New Hampshire) 2. Lynden Breen (Maine) 3. Mike Robinson (New Hampshire)

Notes: Hockey East Opening Round



College Hockey Box Score (Final)
Vermont at UMass Lowell
 Wednesday, March 10, 2021

Referees: Geoffrey Miller **Game Start:** 3:00
 Terrence Murphy **Game End:** 5:33
Linesmen: Kevin Briganti **Game Length:** 2:33
 Nicholas Briganti **Attendance:** 0

Scoring	1st	2nd	3rd	Final	Shots on Goal	1st	2nd	3rd	SOG		PP	PP %	PIM	SHGF
Vermont	1	1	1	3	Vermont	11	8	4	23	Vermont	0/5	.000	6/12	1
UMass Lowell	0	4	1	5	UMass Lowell	5	10	16	31	UMass Lowell	1/5	.200	6/12	0

#	Prd	Time	Team	Score	Type	Scored By	Assists	Offense On Ice	Defense On Ice
1	1st	17:29	VER	1-0	EV	Jacques Bouquot (2)	Alex Esposito/2, Vlad Dzhioshvili/4	17,22,6,10,27,G35	8,21,24,11,27,G31
2	2nd	2:50	UML	1-1	EV	Nolan Sawchuk (1)	Andre Lee/7, Reid Stefanson/9	25,5,23,26,9,G31	5,28,26,4,21,G35
3	2nd	9:13	UML	2-1	EV	Anthony Baxter (1)	Charlie Levesque/4, Ben Meehan/8	19,12,14,10,28,G31	27,25,21,9,17,G35
4	2nd	10:54	UML	3-1	PP	Matt Brown (5)	Charlie Levesque/5, Seth Barton/8	12,10,11,24,27,G31	9,22,5,4,G35
5	2nd	14:41	UML	4-1	EV GW	Matt Brown (6)	Anthony Baxter/2	10,5,19,28,26,G31	7,29,12,27,4,G35
6	2nd	19:24.0	VER	2-4	SH	Bryce Misley (1)	-	9,22,27,2,G35	21,5,26,9,14,G31
7	3rd	3:05	UML	5-2	EV	Seth Barton (2)	Jon McDonald/7, Blake Wells/2	27,11,28,22,12,G31	22,21,27,9,6,G35
8	3rd	3:32	VER	3-5	EV	Simon Boyko (2)	Christian Evers/3	7,6,17,27,21,G35	9,5,26,23,17,G31

##	Vermont	G	A	P	PIM	SOG	+/-	##	UMass Lowell	G	A	P	PIM	SOG	+/-
2	Carter Long	0	0	0	0/0	0	+1	4	Sam Knoblauch	0	0	0	0/0	1	E
4	Owen Grant	0	0	0	0/0	0	-2	5	Chase Blackmun	0	0	0	1/2	2	E
5	Christian Evers	0	1	1	1/2	3	-1	8	Nik Armstrong-Kingkade	0	0	0	1/2	2	-1
6	Andrew Lucas	0	0	0	0/0	0	+1	9	Reid Stefanson	0	1	1	0/0	0	-1
7	Simon Boyko	1	0	1	0/0	2	E	10	Matt Brown	2	0	2	0/0	3	+2
9	Bryce Misley	1	0	1	0/0	2	-1	11	Jon McDonald	0	1	1	0/0	2	E
10	Vlad Dzhioshvili	0	1	1	4/8	1	+1	12	Charlie Levesque	0	2	2	0/0	1	+2
12	Nic Hamre	0	0	0	0/0	0	-1	14	Ben Meehan	0	1	1	0/0	1	E
14	Ace Cowans	0	0	0	0/0	0	E	16	Josh Latta	0	0	0	0/0	0	E
16	Will Zapernick	0	0	0	0/0	0	E	17	Marek Korenčík	0	0	0	0/0	1	-1
17	Jacques Bouquot	1	0	1	0/0	3	+1	19	Anthony Baxter	1	1	2	1/2	3	+2
21	Tristan Mullin	0	0	0	0/0	5	-2	21	Brian Chambers	0	0	0	0/0	3	-2
22	Alex Esposito	0	1	1	0/0	1	+1	22	Blake Wells	0	1	1	0/0	1	+1
24	Brian Kelly	0	0	0	0/0	2	E	23	Zach Kaiser	0	0	0	0/0	1	E
25	Dovar Tinling	0	0	0	0/0	1	-1	24	Lucas Condotta	0	0	0	0/0	2	-1
26	Ray Vitolins	0	0	0	0/0	2	-1	25	Nolan Sawchuk	1	0	1	0/0	2	+1
27	Cory Thomas	0	0	0	0/0	0	E	26	Andre Lee	0	1	1	1/2	1	E
28	William Lemay	0	0	0	0/0	1	-1	27	Seth Barton	1	1	2	0/0	3	E
29	Dallas Comeau	0	0	0	1/2	0	-1	28	Connor Sodergren	0	0	0	2/4	2	+3
30	G Matt Beck	Did Not Play						1	G Logan Neaton	Did Not Play					
35	G Gabe Carriere	0	0	0	0/0	0	-1	31	G Owen Savory	0	0	0	0/0	0	+1
								33	G Henry Welsh	Did Not Play					
Vermont Totals		3	3	6	6/12	23	-1	UMass Lowell Totals		5	9	14	6/12	31	+1

##	Goaltending	MIN	GA	1	2	3	Saves	##	Goaltending	MIN	GA	1	2	3	Saves
35	Gabe Carriere (L, 0-5-0)	58:33	5	5	6	15	26	31	Owen Savory (W, 4-3-1)	59:44	3	10	7	3	20
Empty Net		1:27	0					Empty Net		0:16	0				

Prd	Player	Team	Min	Infraction	Time	Prd	Player	Team	Min	Infraction	Time
1st	Connor Sodergren	UML	2	Hooking	8:20	2nd	Dallas Comeau	VER	2	Tripping	10:28
1st	Vlad Dzhioshvili	VER	2	Roughing	11:10	2nd	Andre Lee	UML	2	Charging	12:28
1st	Vlad Dzhioshvili	VER	2	Hitting after the Whistle	11:10	2nd	Vlad Dzhioshvili	VER	2	Tripping	19:05
1st	Chase Blackmun	UML	2	Roughing	11:10	3rd	Anthony Baxter	UML	2	Tripping	4:41
1st	Connor Sodergren	UML	2	Tripping	11:25	3rd	Christian Evers	VER	2	Slashing	5:11
1st	Nik Armstrong-Kingkade	UML	2	Boarding	14:19	3rd	Vlad Dzhioshvili	VER	2	Interference	13:28

New Records: UMass Lowell 8-8-1, Vermont 1-10-2

Three Stars: 1. Matt Brown (UMass Lowell) 2. Charlie Levesque (UMass Lowell) 3. Jacques Bouquot (Vermont)

Notes: Hockey East Opening Round



College Hockey Box Score (Final)
Boston University vs St. Cloud State
 Saturday, March 27, 2021

Referees: Colin Kronfrost
 Brett DesRosiers
Game Start: 1:00
Game End: 3:56
Linesmen: Sam Shikowsky
 Nick Bradshaw
Game Length: 2:56
Attendance: 1136

Scoring	1st	2nd	3rd	Final	Shots on Goal	1st	2nd	3rd	SOG		PP	PP %	PIM	SHGF
Boston University	0	2	0	2	Boston University	10	10	16	36	Boston University	1/4	.250	5/21	0
St. Cloud State	0	3	3	6	St. Cloud State	14	12	12	38	St. Cloud State	0/2	.000	6/23	0

#	Prd	Time	Team	Score	Type	Scored By	Assists	Offense On Ice	Defense On Ice
1	2nd	0:08	BU	1-0	EV	Wilmer Skoog (4)	Logan Cockerill/5	32,9,15,2,7,G29	26,15,3,20,25,G34
2	2nd	12:14	STC	1-1	EV	Micah Miller (2)	Nolan Walker/11, Ondřej Trejbal/9	15,5,6,26,20,G34	20,17,2,5,10,G29
3	2nd	13:29	STC	2-1	EV	Nick Perbix (7)	Will Hammer/5, Kyler Kupka/4	25,16,10,21,3,G34	32,21,7,9,2,G29
4	2nd	15:28	BU	2-2	PP	Jake Wise (1)	Luke Tuch/5	17,23,11,16,2,G29	15,28,9,18,G34
5	2nd	16:00	STC	3-2	EV GW	Easton Brodzinski (12)	Nolan Walker/12	26,20,19,25,3,G34	8,20,2,15,12,G29
6	3rd	4:17	STC	4-2	PS	Jami Krannila (11)	-		
7	3rd	10:04	STC	5-2	EV	Easton Brodzinski (13)	Nolan Walker/13	26,20,15,18,9,G34	16,2,20,7,18,G29
8	3rd	15:02	STC	6-2	EV	Veeti Miettinen (11)	Brendan Bushy/7, Jami Krannila/11	29,18,9,14,13,G34	18,11,16,4,23,G29

##	Boston University	G	A	P	PIM	SOG	+/-	##	St. Cloud State	G	A	P	PIM	SOG	+/-
2	Case McCarthy	0	0	0	0/0	2	-3	3	Seamus Donohue	0	0	0	0/0	4	+1
4	David Farrance	0	0	0	1/2	6	-1	5	Ondřej Trejbal	0	1	1	0/0	1	+1
5	Thomas Jarman	0	0	0	0/0	0	-1	6	Luke Jaycox	0	0	0	1/2	4	+1
7	Alex Vlasic	0	0	0	0/0	0	-1	8	Tyler Anderson	0	0	0	0/0	0	E
8	Cade Webber	0	0	0	0/0	0	-1	9	Spencer Meier	0	0	0	0/0	1	+2
9	Logan Cockerill	0	1	1	1/2	6	E	10	Kyler Kupka	0	1	1	0/0	1	+1
10	Nick Zabaneh	0	0	0	0/0	1	-1	13	Jami Krannila	1	1	2	2/4	2	+1
11	Luke Tuch	0	1	1	1/2	2	-1	14	Zach Okabe	0	0	0	0/0	1	+1
12	Jamie Armstrong	0	0	0	0/0	2	-1	15	Micah Miller	1	0	1	1/2	1	+1
13	Dylan Peterson	0	0	0	2/15	0	E	16	Will Hammer	0	1	1	0/0	1	+1
15	Markus Boguslavsky	0	0	0	0/0	2	E	18	Brendan Bushy	0	1	1	0/0	0	+2
16	Robert Mastrosimone	0	0	0	0/0	1	-2	19	Sam Hentges	0	0	0	0/0	1	+1
17	Jake Wise	1	0	1	0/0	3	-1	20	Nolan Walker	0	3	3	0/0	3	+2
18	Jay O'Brien	0	0	0	0/0	2	-2	21	Jared Cockrell	0	0	0	0/0	1	+1
20	Matthew Quercia	0	0	0	0/0	1	-3	25	Nick Perbix	1	0	1	0/0	6	+1
21	Max Kaufman	0	0	0	0/0	1	-1	26	Easton Brodzinski	2	0	2	0/0	3	+2
23	Domenick Fensore	0	0	0	0/0	1	-1	27	Chase Brand	0	0	0	2/15	0	E
26	Joseph Campolieto	0	0	0	0/0	2	E	28	Kevin Fitzgerald	0	0	0	0/0	3	E
32	Wilmer Skoog	1	0	1	0/0	4	E	29	Veeti Miettinen	1	0	1	0/0	5	+1
29	G Drew Comesso	0	0	0	0/0	0	-4	30	G Joey Lamoreaux	Did Not Play					
30	G Ashton Abel	Did Not Play						34	G Dávid Hrenák	0	0	0	0/0	0	+4
31	G Vinny Duplessis	Did Not Play						40	G Jaxon Castor	Did Not Play					
Boston University Totals		2	2	4	5/21	36	-5	St. Cloud State Totals		6	8	14	6/23	38	+5

##	Goaltending	MIN	GA	1	2	3	Saves	##	Goaltending	MIN	GA	1	2	3	Saves
29	Drew Comness (L, 6-3-1)	60:00	6	14	9	9	32	34	Dávid Hrenák (W, 15-9-0)	59:53	2	10	8	16	34
								Empty Net							
								0:07 0							

Prd	Player	Team	Min	Infraction	Time	Prd	Player	Team	Min	Infraction	Time
1st	Dylan Peterson	BU	5	Hitting from Behind	9:08	3rd	Chase Brand	STC	10	Game Misconduct	3:29
1st	Dylan Peterson	BU	10	Game Misconduct	9:08	3rd	Logan Cockerill	BU	2-PS	Tripping	4:17
1st	Micah Miller	STC	2	Slashing	15:14	3rd	Luke Tuch	BU	2	Roughing	18:15
2nd	David Farrance	BU	2	High-Sticking	4:40	3rd	Luke Jaycox	STC	2	Roughing	18:15
2nd	Jami Krannila	STC	2	Slashing	13:48	3rd	Jami Krannila	STC	2	Holding	19:55
3rd	Chase Brand	STC	5	Contact to the Head	3:29						

New Records: St. Cloud State 18-10-0, Boston University 10-5-1

Three Stars: 1. Easton Brodzinski (St. Cloud State) 2. Nolan Walker (St. Cloud State) 3. Dávid Hrenák (St. Cloud State)

Notes: NCAA Northeast Regional Semifinal (Albany, NY)



College Hockey Box Score (Final)
St. Cloud State vs Boston College
 Sunday, March 28, 2021

Referees: Ryan Sweeney **Game Start:** 5:30
 Mike Schubert **Game End:** 8:19
Linesmen: Joe Sherman **Game Length:** 2:49
 Anthony Valley **Attendance:** 1136

Scoring	1st	2nd	3rd	Final	Shots on Goal	1st	2nd	3rd	SOG		PP	PP %	PIM	SHGF
St. Cloud State	0	3	1	4	St. Cloud State	11	20	5	36	St. Cloud State	0/1	.000	2/4	0
Boston College	1	0	0	1	Boston College	11	7	9	27	Boston College	0/2	.000	1/2	0

#	Prd	Time	Team	Score	Type	Scored By	Assists	Offense On Ice	Defense On Ice
1	1st	14:23	BC	1-0	EV	Matt Boldy (11)	Alex Newhook/9, Mike Hardman/9	12,19,3,18,10,G30	5,6,28,27,19,G34
2	2nd	9:21	STC	1-1	EV	Luke Jaycox (1)	Zach Okabe/15, Jami Krannila/12	6,14,13,5,19,G34	7,13,11,5,4,G30
3	2nd	15:15	STC	2-1	EV GW	Will Hammer (2)	Nick Perbix/15, Jared Cockrell/4	25,3,16,19,21,G34	22,26,7,14,2,G30
4	2nd	19:15.3	STC	3-1	EV	Nolan Walker (9)	Nick Perbix/16	27,15,20,25,3,G34	5,18,3,24,15,G30
5	3rd	19:15.2	STC	4-1	EV EN	Micah Miller (3)	Brendan Bushy/8	15,18,10,25,3,G34	7,27,13,5,11,24

##	St. Cloud State	G	A	P	PIM	SOG	+/-	##	Boston College	G	A	P	PIM	SOG	+/-
3	Seamus Donohue	0	0	0	1/2	2	+3	2	Michael Karow	0	0	0	0/0	1	-1
5	Ondřej Trejbal	0	0	0	0/0	0	E	3	Jack St. Ivany	0	0	0	0/0	0	E
6	Luke Jaycox	1	0	1	0/0	2	E	4	Drew Helleson	0	0	0	0/0	1	-1
8	Tyler Anderson	0	0	0	0/0	0	E	5	Marshall Warren	0	0	0	0/0	2	-3
9	Spencer Meier	0	0	0	0/0	0	E	6	Tim Lovell	0	0	0	0/0	0	E
10	Kyler Kupka	0	0	0	0/0	3	+1	7	Eamon Powell	0	0	0	0/0	1	-3
13	Jami Krannila	0	1	1	0/0	2	+1	10	Mitch Andres	0	0	0	0/0	0	+1
14	Zach Okabe	0	1	1	0/0	6	+1	11	Jack McBain	0	0	0	0/0	0	-2
15	Micah Miller	1	0	1	0/0	3	+2	12	Matt Boldy	1	0	1	0/0	4	+1
16	Will Hammer	1	0	1	0/0	4	+1	13	Nikita Nesterenko	0	0	0	0/0	0	-2
18	Brendan Bushy	0	1	1	0/0	1	+1	14	Gentry Shamburger	0	0	0	0/0	0	-1
19	Sam Hentges	0	0	0	0/0	1	+1	15	Trevor Kuntar	0	0	0	1/2	3	-1
20	Nolan Walker	1	0	1	1/2	2	+1	18	Alex Newhook	0	1	1	0/0	3	E
21	Jared Cockrell	0	1	1	0/0	2	+1	19	Mike Hardman	0	1	1	0/0	2	+1
25	Nick Perbix	0	2	2	0/0	4	+3	22	Casey Carreau	0	0	0	0/0	2	-1
26	Easton Brodzinski	0	0	0	0/0	1	E	24	Patrick Giles	0	0	0	0/0	3	-2
27	Chase Brand	0	0	0	0/0	0	E	25	Marc McLaughlin	0	0	0	0/0	1	E
28	Kevin Fitzgerald	0	0	0	0/0	1	-1	26	Harrison Roy	0	0	0	0/0	1	-1
29	Veeti Miettinen	0	0	0	0/0	2	E	27	Colby Ambrosio	0	0	0	0/0	3	-1
30	G Joey Lamoreaux	Did Not Play						30	G Spencer Knight	0	0	0	0/0	0	-2
34	G Dávid Hrenák	0	0	0	0/0	0	+3	31	G Henry Wilder	Did Not Play					
40	G Jaxon Castor	Did Not Play						32	G Jack Moffatt	Did Not Play					
St. Cloud State Totals		4	6	10	2/4	36	+3	Boston College Totals		1	2	3	1/2	27	-3
##	Goaltending	MIN	GA	1	2	3	Saves	##	Goaltending	MIN	GA	1	2	3	Saves
34	Dávid Hrenák (W, 16-9-0)	59:46	1	10	7	9	26	30	Spencer Knight (L, 16-4-1)	56:52	3	11	17	4	32
Empty Net		0:14	0					Empty Net		3:08	1				

Prd	Player	Team	Min	Infraction	Time	Prd	Player	Team	Min	Infraction	Time
1st	Seamus Donohue	STC	2	Goaltender Interference	10:58	2nd	Nolan Walker	STC	2	Charging the goaltender	19:15
2nd	Trevor Kuntar	BC	2	Hooking	9:49						

New Records: St. Cloud State 19-10-0, Boston College 17-6-1

Three Stars: 1. Will Hammer (St. Cloud State) 2. Jared Cockrell (St. Cloud State) 3. Dávid Hrenák (St. Cloud State)

Notes: NCAA Northeast Regional Final (Albany, NY)



College Hockey Box Score (Final)
Bemidji State vs Massachusetts
 Saturday, March 27, 2021

Referees: Nick Krebsbach
 Ryan Hersey
Game Start: 4:00
Game End: 7:29
Linesmen: Tyler Liffbrig
 Justin Hills
Game Length: 3:29
Attendance: 0

Scoring	1st	2nd	3rd	Final	Shots on Goal	1st	2nd	3rd	SOG		PP	PP %	PIM	SHGF
Bemidji State	0	0	0	0	Bemidji State	5	6	7	18	Bemidji State	0/5	.000	3/6	0
Massachusetts	2	1	1	4	Massachusetts	9	10	9	28	Massachusetts	0/3	.000	6/23	1

#	Prd	Time	Team	Score	Type	Scored By	Assists	Offense On Ice	Defense On Ice
1	1st	14:24	UMA	1-0	SH GW	Carson Gicewicz (15)	Oliver Chau/20, Aaron Bohlinger/11	11,20,25,3,G35	21,9,20,11,22,G33
2	1st	19:08.6	UMA	2-0	EV	Carson Gicewicz (16)	Matthew Kessel/12	11,4,24,18,20,G35	20,12,14,28,4,G33
3	2nd	6:34	UMA	3-0	EV	Carson Gicewicz (17)	Jake Gaudet/7, Marc Del Gaizo/10	11,18,2,4,26,G35	20,12,18,14,22,G33
4	3rd	16:56	UMA	4-0	EV EN	Oliver Chau (5)	Marc Del Gaizo/11	20,2,26,18,11,G35	12,9,14,16,4,28

##	Bemidji State	G	A	P	PIM	SOG	+/-	##	Massachusetts	G	A	P	PIM	SOG	+/-
4	Will Zmolek	0	0	0	0/0	0	-2	2	Marc Del Gaizo	0	2	2	0/0	2	+2
6	Sam Solenski	0	0	0	0/0	0	E	3	Ty Farmer	0	0	0	0/0	0	+1
7	Kyle Looft	0	0	0	0/0	1	E	4	Matthew Kessel	0	1	1	0/0	0	+2
8	Darby Gula	0	0	0	0/0	0	E	8	Bobby Trivigno	0	0	0	0/0	5	E
9	Ethan Somoza	0	0	0	0/0	1	-2	10	Josh Lopina	0	0	0	0/0	3	E
11	Eric Martin	0	0	0	0/0	1	-1	11	Carson Gicewicz	3	0	3	1/2	5	+4
12	Owen Sillinger	0	0	0	0/0	2	-3	12	Garrett Wait	0	0	0	0/0	1	E
13	Carter Jones	0	0	0	0/0	0	E	13	Reed Lebster	0	0	0	0/0	1	E
14	Alex Ierullo	0	0	0	0/0	3	-3	17	Philip Lagunov	0	0	0	2/15	1	E
15	Tyler Jubenvill	0	0	0	0/0	1	E	18	Jake Gaudet	0	1	1	1/2	0	+3
16	Aaron Miller	0	0	0	0/0	1	-1	19	Ryan Sullivan	0	0	0	0/0	0	E
17	Ross Armour	0	0	0	1/2	1	E	20	Oliver Chau	1	1	2	1/2	1	+3
18	Brad Johnson	0	0	0	1/2	0	-1	22	Jerry Harding	0	0	0	0/0	3	E
20	Lukas Sillinger	0	0	0	0/0	2	-3	23	Gianfranco Cassaro	0	0	0	0/0	0	E
21	Brendan Harris	0	0	0	0/0	0	-1	24	Zac Jones	0	0	0	1/2	4	+1
22	Tyler Vold	0	0	0	0/0	0	-2	25	Aaron Bohlinger	0	1	1	0/0	0	+1
25	Alex Adams	0	0	0	0/0	2	E	26	Colin Felix	0	0	0	0/0	1	+2
27	Tyler Kirkup	0	0	0	1/2	2	E	27	Anthony Del Gaizo	0	0	0	0/0	1	E
28	Elias Rosén	0	0	0	0/0	1	-2	29	George Mika	0	0	0	0/0	0	E
1	G Gavin Enright	Did Not Play						31	G Matt Murray	Did Not Play					
33	G Zach Driscoll	0	0	0	0/0	0	-3	32	G Henry Graham	Did Not Play					
35	G Michael Carr	Did Not Play						35	G Filip Lindberg	0	0	0	0/0	0	+4
Bemidji State Totals		0	0	0	3/6	18	-4	Massachusetts Totals		4	6	10	6/23	28	+4
##	Goaltending	MIN	GA	1	2	3	Saves	##	Goaltending	MIN	GA	1	2	3	Saves
33	Zach Driscoll (L, 15-10-3)	59:31	3	7	9	8	24	35	Filip Lindberg (W, 9-1-4)	60:00	0	5	6	7	18
Empty Net		0:29	1												

Prd	Player	Team	Min	Infraction	Time	Prd	Player	Team	Min	Infraction	Time
1st	Oliver Chau	UMA	2	Hooking	11:33	2nd	Zac Jones	UMA	2	Hooking	16:37
1st	Jake Gaudet	UMA	2	Tripping	12:34	2nd	Carson Gicewicz	UMA	2	Interference	19:44
2nd	Ross Armour	BMJ	2	Roughing	8:00	3rd	Philip Lagunov	UMA	5	Contact to the Head	17:22
2nd	Tyler Kirkup	BMJ	2	Tripping	10:56	3rd	Philip Lagunov	UMA	10	Game Misconduct	17:22
2nd	Brad Johnson	BMJ	2	Boarding	11:18						

New Records: Massachusetts 18-5-4, Bemidji State 16-10-3

Three Stars: 1. Carson Gicewicz (Massachusetts) 2. Filip Lindberg (Massachusetts) 3. Bobby Trivigno (Massachusetts)

Notes: NCAA East Regional Final (Bridgeport, CT)



College Hockey Box Score (Final)
Lake Superior State vs Massachusetts
 Friday, March 26, 2021

Referees: Dan Dreger **Game Start:** 6:30
 Joseph Sullivan **Game End:** 9:06
Linesmen: Tony Anderson **Game Length:** 2:36
 Dana Penkivech **Attendance:** 100

Scoring	1st	2nd	3rd	Final	Shots on Goal	1st	2nd	3rd	SOG		PP	PP %	PIM	SHGF
Lake Superior State	1	0	0	1	Lake Superior State	12	7	12	31	Lake Superior State	0/6	.000	4/8	0
Massachusetts	1	2	2	5	Massachusetts	12	18	7	37	Massachusetts	1/4	.250	6/12	0

#	Prd	Time	Team	Score	Type	Scored By	Assists	Offense On Ice	Defense On Ice
1	1st	10:07	UMA	1-0	EV	Jake Gaudet (4)	Jerry Harding/4, Zac Jones/13	18,22,24,25,27,G35	17,4,9,27,5,G30
2	1st	17:14	LSS	1-1	EV	Ashton Calder (16)	Pete Veillette/14, Jacob Nordqvist/12	16,26,15,7,3,G30	13,19,26,17,2,G35
3	2nd	11:03	UMA	2-1	EV GW	Josh Lopina (9)	Bobby Trivigno/21	10,12,8,26,2,G35	27,17,24,3,22,G30
4	2nd	13:00	UMA	3-1	EV	Carson Gicewicz (14)	Ty Farmer/2, Oliver Chau/18	11,3,20,25,18,G35	29,3,5,16,26,G30
5	3rd	10:49	UMA	4-1	PP	Jake Gaudet (5)	Oliver Chau/19, Zac Jones/14	18,20,24,4,11,G35	24,14,3,G30
6	3rd	15:47	UMA	5-1	EV EN	Anthony Del Gaizo (1)	Zac Jones/15	27,24,8,10,3,G35	24,22,20,7,14,29

##	Lake Superior State	G	A	P	PIM	SOG	+/-	##	Massachusetts	G	A	P	PIM	SOG	+/-
3	William Riedell	0	0	0	1/2	1	-1	2	Marc Del Gaizo	0	0	0	0/0	1	E
4	Jacob Bengtsson	0	0	0	0/0	1	-1	3	Ty Farmer	0	1	1	0/0	3	+2
5	Arvid Henrikson	0	0	0	0/0	1	-2	4	Matthew Kessel	0	0	0	0/0	0	E
7	Mitchell Oliver	0	0	0	0/0	1	E	8	Bobby Trivigno	0	1	1	2/4	0	+2
8	Dustin Manz	0	0	0	0/0	3	E	10	Josh Lopina	1	0	1	0/0	3	+2
9	Alexandro Ambrosio	0	0	0	0/0	2	-1	11	Carson Gicewicz	1	0	1	0/0	4	+1
10	Miroslav Mucha	0	0	0	0/0	0	E	12	Garrett Wait	0	0	0	1/2	0	+1
12	Brandon Puricelli	0	0	0	0/0	1	E	13	Reed Lebster	0	0	0	0/0	1	-1
14	Yuki Miura	0	0	0	0/0	4	-1	17	Philip Lagunov	0	0	0	0/0	2	-1
15	Jacob Nordqvist	0	1	1	1/2	0	+1	18	Jake Gaudet	2	0	2	1/2	5	+2
16	Ashton Calder	1	0	1	0/0	3	E	19	Ryan Sullivan	0	0	0	0/0	2	-1
17	Chase Gamelin	0	0	0	0/0	1	-2	20	Oliver Chau	0	2	2	0/0	1	+1
20	Jack Jeffers	0	0	0	1/2	2	-1	22	Jerry Harding	0	1	1	1/2	4	+1
22	Lukas Kaelble	0	0	0	0/0	2	-2	23	Gianfranco Cassaro	0	0	0	0/0	0	E
24	Hampus Eriksson	0	0	0	0/0	2	-2	24	Zac Jones	0	3	3	0/0	4	+2
25	Jeremy Gervais	0	0	0	0/0	0	E	25	Aaron Bohlinger	0	0	0	0/0	1	+2
26	Pete Veillette	0	1	1	0/0	4	E	26	Colin Felix	0	0	0	0/0	1	E
27	Benito Posa	0	0	0	1/2	1	-2	27	Anthony Del Gaizo	1	0	1	1/2	2	+2
29	Louis Boudon	0	0	0	0/0	2	-2	29	George Mika	0	0	0	0/0	3	E
1	G Ethan Langenegger	Did Not Play						31	G Matt Murray	Did Not Play					
30	G Mareks Mitens	0	0	0	0/0	0	-2	32	G Henry Graham	Did Not Play					
31	G Seth Eisele	Did Not Play						35	G Filip Lindberg	0	0	0	0/0	0	+3
Lake Superior State Totals		1	2	3	4/8	31	-3	Massachusetts Totals		5	8	13	6/12	37	+3
##	Goaltending	MIN	GA	1	2	3	Saves	##	Goaltending	MIN	GA	1	2	3	Saves
30	Mareks Mitens (L, 14-6-3)	57:26	4	11	16	5	32	35	Filip Lindberg (W, 8-1-4)	60:00	1	11	7	12	30
Empty Net		2:34	1												

Prd	Player	Team	Min	Infraction	Time	Prd	Player	Team	Min	Infraction	Time
1st	Benito Posa	LSS	2	Holding	10:13	2nd	Bobby Trivigno	UMA	2	Interference	19:54
1st	Garrett Wait	UMA	2	Hooking	10:48	3rd	Jerry Harding	UMA	2	Interference	3:10
1st	Jake Gaudet	UMA	2	Goaltender Interference	13:30	3rd	Jack Jeffers	LSS	2	Cross-Checking	9:52
2nd	William Riedell	LSS	2	Boarding	3:58	3rd	Jacob Nordqvist	LSS	2	Slashing	10:24
2nd	Bobby Trivigno	UMA	2	Tripping	15:20	3rd	Anthony Del Gaizo	UMA	2	Hooking	13:40

New Records: Massachusetts 17-5-4, Lake Superior State 19-7-3

Three Stars: 1. Jake Gaudet (Massachusetts) 2. Ashton Calder (Lake Superior State) 3. Zac Jones (Massachusetts)

Notes: NCAA East Regional Semifinal (Bridgeport, CT)